



— 2018 TENNESSEE TITANS —

# SEASON IN REVIEW



# TENNESSEE TITANS 2018 YEAR IN REVIEW

<b>2018 Recap</b> . . . . .	<b>1-10</b>
Season Review . . . . .	1-2
2018 Opponents . . . . .	3
2018 Milestones . . . . .	3-5
Key Numbers . . . . .	6
Important Dates . . . . .	6
2018 Tale of the Tape . . . . .	7
Individual Rankings . . . . .	7
Where the Titans Ranked . . . . .	7
Regular Titans Lineup . . . . .	8-9
New Uniforms for 20th Season as Titans . . . . .	10
<b>EVP/General Manager Jon Robinson</b> . . . . .	<b>11-14</b>
Robinson Enters Year 3 . . . . .	11-12
Three Winning Seasons . . . . .	12
To the Playoffs in Year 2 . . . . .	12
First-Year GMs . . . . .	12
Free Agency Under Robinson . . . . .	13
Titans Roster Breakdown . . . . .	13
Free Agency Primer . . . . .	14
<b>2019 Titans Draft Preview</b> . . . . .	<b>15-26</b>
2019 NFL Draft in Nashville . . . . .	15-16
Titans to Pick 19th . . . . .	17
First Rounders: Offense or Defense? . . . . .	17
2019 NFL Draft First-Round Order . . . . .	18
Day 3 Picks . . . . .	18
Undrafted Talent . . . . .	19
Draft Picks by Position . . . . .	19
Titans Draft Numbers . . . . .	19
Titans and Draft Trades . . . . .	20
Picks by College Conference . . . . .	20
Last Time in a Titans Draft . . . . .	21
Titans All-Time First-Round Picks . . . . .	21
Titans by the Pick . . . . .	22
All-Time 19th Overall Picks . . . . .	22
Franchise Draft Picks by School . . . . .	23
Recent Titans Drafts . . . . .	24
2018 Titans Draft Review . . . . .	25
Trades by Jon Robinson . . . . .	25-26
<b>Head Coach Mike Vrabel</b> . . . . .	<b>27-31</b>
Vrabel's First Year as Head Coach . . . . .	27
At a Glance . . . . .	27
Nine Wins in First Year . . . . .	28
Titans/Oilers Head Coach History . . . . .	28
Titans Assistant Coaching Staff . . . . .	28-31
<b>Team Notes</b> . . . . .	<b>31-38</b>
Titans/Oilers All-Time Record . . . . .	31
Nissan Stadium . . . . .	31-32
Record When . . . . .	32
Winning at Home . . . . .	32
Home Divisional Games . . . . .	32
Winning in the AFC South . . . . .	32
Three Consecutive Winning Seasons . . . . .	33
Winning Close Games . . . . .	33
Games Against Playoff Teams in 2018 . . . . .	33
Top Rushing Offenses, 2016-2018 . . . . .	33
Top Rushing Offenses in 2018 . . . . .	33
Most Rushing Touchdowns, 2017-18 . . . . .	34
Tight End Production Under Smith . . . . .	34
Top Rated Defenses in 2018 . . . . .	34
Passing Defense in 2018 . . . . .	34
Scoring Defense in 2018 . . . . .	34
Fewest Touchdowns Allowed in 2018 . . . . .	35
Defense in the Red Zone . . . . .	35
Defending the Pass in the Red Zone . . . . .	35
Defense on Third Down . . . . .	35
Defense in the Fourth Quarter . . . . .	35
Titans DBs on the Blitz . . . . .	36
Limiting Big Plays, 2017-18 . . . . .	36
Top Rushing Defenses, 2016-18 . . . . .	36
First Shutout Since 2000 . . . . .	36
Fewest Penalties in a 16-Game Season . . . . .	36
Kickoff Return Record . . . . .	37
2018 Individual Honors . . . . .	37
Three Titans to the Pro Bowl . . . . .	37
2018 Game-by-Game Highlights . . . . .	38
<b>Individual Notes: Offense</b> . . . . .	<b>39-66</b>
<b>QB Marcus Mariota</b> . . . . .	<b>39-46</b>
Career, 2018 Summary . . . . .	39-41
Statistics . . . . .	40

Franchise Passing Leaders . . . . .	41
Game-Winning Drives . . . . .	41
Single-Season Completion Pct . . . . .	42
12,000/1,200 Club . . . . .	42
Starting Record When . . . . .	42
Mariota at Age 25 . . . . .	42
Four-Year Win Total . . . . .	43
Red Zone Passing . . . . .	43
Single-Game Completion Pct . . . . .	43
Mariota's First Postseason . . . . .	43
Titans Tidbits: Marcus Mariota . . . . .	44
Single-Game Passer Ratings . . . . .	44
Consecutive Games with Two TDs . . . . .	44
Four-TD/Zero-INT Games . . . . .	44
Highest Passer Ratings, Years 1-2 . . . . .	45
Rookie Accuracy . . . . .	45
Three TD Passes in Four Games . . . . .	45
Rush to the Record Books . . . . .	45
Single-Season Rookie Records . . . . .	46
<b>QB Blaine Gabbert</b> . . . . .	<b>46-47</b>
<b>More Titans Quarterbacks</b> . . . . .	<b>47</b>
<b>RB Derrick Henry</b> . . . . .	<b>47-51</b>
2018 NFL Rushing Leaders . . . . .	49
2018 Rushing TD Leaders . . . . .	49
Single-Season Rushing TDs . . . . .	49
Rushing in the Fourth Quarter . . . . .	49
December to Remember . . . . .	49
Rushing TDs of 50+ Yards . . . . .	50
Four Consec. Games w/ Rush TD . . . . .	50
Rushing Yards in Two Games . . . . .	50
Record-Setting Night . . . . .	50-51
Rushing Yards in a Playoff Game . . . . .	51
Scrimmage Yards in a Playoff Game . . . . .	51
<b>RB Dion Lewis</b> . . . . .	<b>51-52</b>
Receptions by Franchise RBs . . . . .	52
<b>More Titans Running Backs</b> . . . . .	<b>52-53</b>
<b>TE Jonnu Smith</b> . . . . .	<b>53-54</b>
Smith Exceeds 600 Snaps . . . . .	54
Starts by Rookie Tight Ends . . . . .	54
<b>TE Luke Stocker</b> . . . . .	<b>54</b>
<b>TE Delanie Walker</b> . . . . .	<b>55-59</b>
Career Catches by Franchise TEs . . . . .	55
Franchise Receiving List . . . . .	56
Tight Ends in 2017 . . . . .	56
Career Receiving by Active TEs . . . . .	56
50-Catch Seasons, Team History . . . . .	56
Receptions by Tight Ends, 2013-18 . . . . .	57
Receptions of 25+ Yards, 2014-17 . . . . .	57
Second Fastest to 300 Receptions . . . . .	57
Season Rec Yards by Franchise TEs . . . . .	57
Receptions in a Season, Team History . . . . .	57
Season Receptions by Franchise TEs . . . . .	58
Single-Season Receptions, NFL TEs . . . . .	58
Receptions by NFL Tight Ends in 2015 . . . . .	58
Walker's Career 100-Yard Games . . . . .	58
Top Two-Year Yardage Totals . . . . .	58
TD Receptions by Franchise TEs . . . . .	58
Receiving Yards by TEs in 2014 . . . . .	59
Yards in a Game, Franchise TEs . . . . .	59
<b>More Titans Tight Ends</b> . . . . .	<b>59</b>
<b>WR Corey Davis</b> . . . . .	<b>60-61</b>
Converting Third Downs . . . . .	61
99 Receptions Through 27 Games . . . . .	61
Among Fastest to 1,000 Yards . . . . .	61
<b>WR Tajae Sharpe</b> . . . . .	<b>61-62</b>
Franchise Rookie Rec Leaders . . . . .	62
<b>WR Taywan Taylor</b> . . . . .	<b>62</b>
<b>More Titans Wide Receivers</b> . . . . .	<b>62-63</b>
<b>T Jack Conklin</b> . . . . .	<b>63-64</b>
32 Starts in Two Seasons . . . . .	64
<b>C Ben Jones</b> . . . . .	<b>64</b>
Current Ironmen at Center . . . . .	64
Consecutive Games by O-Linemen . . . . .	64
<b>T/G Dennis Kelly</b> . . . . .	<b>65</b>
<b>G Josh Kline</b> . . . . .	<b>65</b>
<b>T Taylor Lewan</b> . . . . .	<b>66-67</b>
<b>G Quinton Spain</b> . . . . .	<b>66</b>
<b>More Titans Offensive Linemen</b> . . . . .	<b>66</b>
<b>Individual Notes: Defense</b> . . . . .	<b>67-88</b>

<b>DT Jurrell Casey</b> . . . . .	<b>67-68</b>
Franchise Sack Leaders . . . . .	68
Sacks by DTs Since 2011 . . . . .	68
Sacks by Titans/Oilers DTs . . . . .	68
Four Pro Bowls . . . . .	68
<b>DL Austin Johnson</b> . . . . .	<b>69</b>
<b>DL DaQuan Jones</b> . . . . .	<b>69-70</b>
<b>DL Bennie Logan</b> . . . . .	<b>70</b>
<b>More Titans Defensive Linemen</b> . . . . .	<b>70</b>
<b>ILB Jayon Brown</b> . . . . .	<b>71-72</b>
Brown in Elite Group in 2018 . . . . .	72
Sacks Among Young NFL LBs . . . . .	72
<b>ILB Will Compton</b> . . . . .	<b>72</b>
<b>ILB Rashaan Evans</b> . . . . .	<b>72-73</b>
<b>ILB Wesley Woodyard</b> . . . . .	<b>73-75</b>
2017-18 Titans Tackle Leaders . . . . .	74
Single-Season Tackle Leaders Since . . . . .	74
1999 . . . . .	74
20 Tackles in a Game . . . . .	75
<b>More Titans Inside Linebackers</b> . . . . .	<b>75</b>
<b>OLB Harold Landry III</b> . . . . .	<b>75-76</b>
<b>OLB Derrick Morgan</b> . . . . .	<b>76-77</b>
Titans Sack Leaders Since 2010 . . . . .	77
Franchise Sack Leaders . . . . .	77
Five Seasons with Six Sacks . . . . .	77
Sacks by Titans/Oilers Linebackers . . . . .	77
<b>OLB Brian Orakpo</b> . . . . .	<b>78-79</b>
Sacks Linebackers, 2015-2017 . . . . .	79
Sacks by AFC Linebackers in 2016 . . . . .	79
<b>OLB Kamalei Correa</b> . . . . .	<b>79</b>
<b>More Titans Outside Linebackers</b> . . . . .	<b>80</b>
<b>CB Malcolm Butler</b> . . . . .	<b>80-81</b>
<b>CB Adoree' Jackson</b> . . . . .	<b>81-82</b>
Most Total Snaps in 2017 . . . . .	82
<b>CB Logan Ryan</b> . . . . .	<b>82-83</b>
<b>CB LeShaun Sims</b> . . . . .	<b>83-84</b>
<b>More Titans Cornerbacks</b> . . . . .	<b>84</b>
<b>S Kevin Byard</b> . . . . .	<b>84-86</b>
Most Interceptions from 2017-18 . . . . .	85
2017 NFL Interception Leaders . . . . .	85
Interceptions in a Season, Team . . . . .	85
History . . . . .	85
2017 Takeaway Leaders . . . . .	86
Interceptions in a Game, Team . . . . .	86
History . . . . .	86
Five Interceptions in Two Games . . . . .	86
<b>S Johnathan Cyprien</b> . . . . .	<b>86-87</b>
Tackles by Safeties in 2016 . . . . .	87
<b>S Kendrick Lewis</b> . . . . .	<b>87</b>
<b>S Brynden Trawick</b> . . . . .	<b>87-88</b>
<b>S Kenny Vaccaro</b> . . . . .	<b>88</b>
<b>More Titans Safeties</b> . . . . .	<b>89</b>
<b>Individual Notes: Specialists</b> . . . . .	<b>89-95</b>
<b>LS Beau Brinkley</b> . . . . .	<b>89</b>
<b>P Brett Kern</b> . . . . .	<b>90-92</b>
Highest Pct. of Punts Inside the 20 . . . . .	91
Franchise Career Punting Leaders . . . . .	91
Single-Season Net Avg., Team History . . . . .	91
Single-Season Gross Avg., Team History . . . . .	91
Single-Season Gross Avg., NFL History . . . . .	92
Single-Season Net Avg., NFL History . . . . .	92
2017 NFL Punting Leaders . . . . .	92
Single-Game Net Avg., Team History . . . . .	92
Single-Game Gross Avg., Team History . . . . .	92
Consecutive Games, Team History . . . . .	92
<b>K Ryan Succop</b> . . . . .	<b>93-95</b>
Consecutive FGs Inside 50 Yards . . . . .	94
Most Accurate in Team History . . . . .	94
Points in a Season, Team History . . . . .	94
Field Goals in a Season, Team History . . . . .	94
2017 Scoring Leaders . . . . .	94
Career Game-Winning Field Goals . . . . .	95
Consecutive Field Goals . . . . .	95
Single-Season Field Goal Pct . . . . .	95
<b>More Titans Specialists</b> . . . . .	<b>95</b>
<b>Titans Tidbits (Off-the-Field Highlights)</b> . . . . .	<b>96-99</b>
<b>"We Stand For"</b> . . . . .	<b>100</b>
<b>Media Information</b> . . . . .	<b>101-102</b>
Titans on Social Media . . . . .	101

Media Contact Information . . . . .	102
Titans TV Ratings . . . . .	102
<b>Statistics</b> . . . . .	<b>103-116</b>
2018 NFL Standings . . . . .	103
Rankings by the Week and Season . . . . .	103
Team Statistics, 1999-2018 . . . . .	104
2018 Titans Statistics . . . . .	105-108
Regular Season—Team . . . . .	105
Regular Season—Defense . . . . .	106
Preseason—Team . . . . .	107
Preseason—Defense . . . . .	108
The Last Time . . . . .	109-114
Last Time in a Game, Regular . . . . .	109-111
Season . . . . .	109-111
Last Time in a Game, . . . . .	111-113
Postseason . . . . .	111-113
Last Time in a Season . . . . .	114
Titans Records at a Glance . . . . .	114
Participation Chart . . . . .	115
2018 Game-by-Game Starters . . . . .	116
<b>Rosters</b> . . . . .	<b>117-124</b>
2018 Transactions . . . . .	117
Depth Chart . . . . .	118
Pronunciation Guide . . . . .	118
Roster by Experience & Draft Round . . . . .	119
How the Titans Were Built . . . . .	120
Positional Roster . . . . .	121-122
Alphabetical Roster . . . . .	123
Numerical Roster . . . . .	124

## ADDITIONAL SECTIONS:

Game-by-Game Statistics  
Miscellaneous Statistics  
Updated Bios  
Updated Records  
NFL Statistics  
2018 Play-by-Plays  
Updated History

## TITANS COMMUNICATIONS

Robbie Bohren - *Senior Director of Communications*  
Gary Glenn - *Senior Director of Digital Media*  
Jeff Harding - *Assistant Director of Digital Media*  
Jim Wyatt - *Senior Writer/Editor*  
Dwight Spradlin - *Assistant Director of Media Relations*  
Jared Puffer - *Media Relations Manager*  
Nate Bain - *Social Media Manager*  
Kim Smith - *Media Relations Assistant*  
Jourdan Gottlieb - *Social Media Assistant*  
Kenyah Jordan-Jackson - *Seasonal Media Relations Assistant*

**Saint Thomas Sports Park:**  
460 Great Circle Road  
Nashville, TN 37228

**Nissan Stadium:**  
One Titans Way  
Nashville, TN 37213

**Phone:**  
(615) 565-4000 (main)  
(615) 565-4100 (media relations)  
(615) 565-4200 (ticket office)







SAINT THOMAS SPORTS PARK | 460 Great Circle Road | Nashville, TN 37228 | 615-565-4100 | TitansOnline.com | @Titans

ROBBIE BOHREN Senior Director of Communications | DWIGHT SPRADLIN Assistant Director of Media Relations  
JARED PUFFER Media Relations Manager | KIM SMITH Media Relations Assistant

FOR IMMEDIATE RELEASE

FEBRUARY 8, 2019

## TITANS HEAD INTO 2019 OFFSEASON LOOKING TO IMPROVE UPON 9-7 FINISH IN 2018

**Mike Vrabel enters second year as head coach; team holds 19th pick in NFL Draft in Nashville**

NASHVILLE — The Tennessee Titans completed their third consecutive winning season in 2018, finishing 9-7 under rookie head coach **Mike Vrabel**. With the offseason now underway and roster decisions approaching, the team enters the 2019 offseason optimistic it can take the next steps to make a return to the postseason.

Since executive vice president/general manager **Jon Robinson** arrived in 2016, the Titans have finished 9-7 every season and advanced to the divisional playoff round following the 2017 campaign. The Titans are one of only six NFL teams to finish each of the last three years above .500, joining the New England Patriots, Seattle Seahawks, Kansas City Chiefs, Pittsburgh Steelers and Dallas Cowboys.

Additionally, the Titans have found ways to rediscover a homefield advantage at Nissan Stadium. In their last 20 regular season home games, the Titans have 16 total wins. Their home winning percentage of .800 during that time period ranks second in the NFL, trailing only the 17-3 Patriots (.850).

On the heels of celebrating its 20th season as the Titans and unveiling new uniforms under the direction of controlling owner **Amy Adams Strunk**, the franchise now enters its third decade in its current incarnation on an upward trajectory. And the marquee event of the NFL offseason will put the Titans and the city of Nashville in the national spotlight.

### VRABEL MOLDING TITANS

Vrabel's first team came within one game of reaching the playoffs, despite several untimely injuries and obstacles. A total of 12 players finished the season on injured reserve, the franchise's third-highest total since 1990. Still the "big, fast, strong, smart football team that's disciplined," as Vrabel envisioned when he took the job in January 2018, adapted and endured.

Vrabel guided the team to a winning record while navigating one of the NFL's toughest schedules. They played a league-high nine games during the regular season against seven eventual playoff teams, and their four wins against playoff clubs tied for the most in the league. Only New England, the Los Angeles Rams and Carolina had as many.

Eight of the team's 16 games were played at non-Sunday-noon kickoff days and times, in addition to the season opener in Miami that lasted more than seven hours due to two separate weather stoppages.

In late-game situations, the Titans regularly executed their plan. They ranked third in the NFL behind New Orleans (79) and Indianapolis (42) with a plus-39 scoring differential in the fourth quarter. Their six touchdowns allowed in the fourth quarter tied for the league low (Baltimore and Cincinnati), while their four turnovers in the fourth quarter tied for the fifth-lowest total in the league.

The Titans committed 82 penalties in 2018. Not only was that number the best in franchise history over a 16-game season, it was the lowest total by an NFL team since 2014.

It was only after their season finale—and the NFL's final Week 17, Sunday night matchup—that the Titans were eliminated from playoff contention. The AFC South rival Indianapolis Colts, playing a Titans team without injured starting quarterback **Marcus Mariota**, won "Game 256" in a memorable Nissan Stadium atmosphere to join the division-winning Houston Texans in the wild card round.

### 2018 TITANS SCHEDULE & RESULTS

PRESEASON				
Day	Date	Opponent	Result	Score
Thursday	Aug. 9	at Green Bay	L	17-31
Saturday	Aug. 18	TAMPA BAY	L	14-30
Saturday	Aug. 25	at Pittsburgh	L	6-16
Thursday	Aug. 30	MINNESOTA	L	3-13
REGULAR SEASON				
Day	Date	Opponent	Result	Score
Sunday	Sept. 9	at Miami	L	20-27
Sunday	Sept. 16	HOUSTON	W	20-17
Sunday	Sept. 23	at Jacksonville	W	9-6
Sunday	Sept. 30	PHILADELPHIA	W (OT)	26-23
Sunday	Oct. 7	at Buffalo	L	12-13
Sunday	Oct. 14	BALTIMORE	L	0-21
Sunday	Oct. 21	at L.A. Chargers (London)	L	19-20
Sunday	Oct. 28	Bye		
Monday	Nov. 5	at Dallas	W	28-14
Sunday	Nov. 11	NEW ENGLAND	W	34-10
Sunday	Nov. 18	at Indianapolis	L	10-38
Monday	Nov. 26	at Houston	L	17-34
Sunday	Dec. 2	N.Y. JETS	W	26-22
Thursday	Dec. 6	JACKSONVILLE	W	30-9
Sunday	Dec. 16	at N.Y. Giants	W	17-0
Saturday	Dec. 22	WASHINGTON	W	25-16
Sunday	Dec. 30	INDIANAPOLIS	L	17-33

### FINAL 2018 AFC SOUTH STANDINGS

TEAM	W	L	T	PCT
zx-Houston Texans	11	5	0	0.688
x-Indianapolis Colts	10	6	0	0.625
Tennessee Titans	9	7	0	0.563
Jacksonville Jaguars	5	11	0	0.313

z-clinched division

x-clinched playoffs





## YOUNG OFFENSIVE TALENT ON DISPLAY

Mariota, who finished his fourth NFL season, missed three total starts in 2018 due to injuries. Nevertheless, he posted his third consecutive winning record as a starter (7-6) and set the franchise single-season record with a 68.9 completion percentage.

Mariota's 27 wins as a starting quarterback in his first four years with the club rank second in franchise annals behind only **George Blanda's** 34 victories. Mariota is the fifth player in NFL history to record 12,000 passing yards (12,004) and 1,200 rushing yards (1,270) in his first four NFL seasons, joining **Russell Wilson**, **Cam Newton**, **Jeff Garcia** and **Blake Bortles**.

In addition to losing their starting quarterback for a portion of 2018, the offense played the vast majority of the year without the aid of their top pass catchers from the previous two seasons. Pro Bowl tight end **Delanie Walker** went down with a season-ending injury in the opener, while veteran wide receiver **Rishard Matthews** departed the team after three games.

Yet new stars emerged, including second-year wide receiver **Corey Davis**, the fifth-overall draft choice in 2017. Davis totaled 65 catches for 891 yards and four touchdowns, including a pair of memorable game-winners in the final minute of overtime against Philadelphia (Sept. 30) and the final minute of the fourth quarter versus the New York Jets (Dec. 2).

Third-year running back **Derrick Henry** led the offense with 1,059 rushing yards, which ranked second in the AFC and seventh in the NFL. The 2016 second-round pick notched his first career 1,000-yard season, while his 12 rushing touchdowns put him in a tie for the AFC lead and in a tie for third place in the NFL.

During a memorable Thursday night against the Jacksonville Jaguars on Dec. 6, Henry set the franchise single-game mark with 238 rushing yards and joined **Tony Dorsett** as the only players in league history with a 99-yard run from scrimmage.

Henry ran behind an offensive line that included left tackle **Taylor Lewan**, who was elected to his third consecutive Pro Bowl. The line also featured left guard **Quinton Spain**, center **Ben Jones**, right guard **Josh Kline** and right tackle **Jack Conklin**, although that specific lineup was limited to eight total starts because of various injuries.

With Walker on injured reserve, former third-round pick **Jonnu Smith** helped the tight ends post more receptions (49) from Week 9-17 than all but three other teams' tight end units (Philadelphia, Kansas City, San Francisco).

## SMITH TO COORDINATE OFFENSE IN 2019

The success of the tight ends was due in part to position coach **Arthur Smith**, who was promoted by Vrabel to offensive coordinator after the season. Former coordinator **Matt LaFleur** was hired as head coach of the Green Bay Packers. Smith, 36, has spent eight seasons with the Titans under four different head coaches, working his way up from defensive assistant/quality control coach in 2011.

Smith took over the coaching duties with the tight ends in Week 9 of the 2015 season, and since that time the unit accounted for 29.7 percent of the team's total receptions (326 of 1,096), a number that ranked second behind only the Philadelphia Eagles tight ends (34.0 percent). In the same time period, the Titans ranked fifth in the NFL in total rushing yards (6,827), with Smith and the tight ends involved heavily in the run scheme and execution.

Smith, a Memphis native, began his coaching career in 2006 as a graduate assistant at the University of North Carolina, where he played as an offensive lineman. He joined **Joe Gibbs'** staff at the Washington Redskins in 2007, and in 2010, he spent a season at Ole Miss.

## PEES' DEFENSIVE UNIT A STRENGTH

With Vrabel and defensive coordinator **Dean Pees** back for 2019, that side of the ball will keep a large measure of consistency from a season in which the unit ranked eighth in overall defense (333.4 yards per game). Pees' corps also placed sixth in passing defense (216.9), third in scoring defense (18.9 points per game), second in touchdowns allowed (32), second in red zone defense (44.7 touchdown percentage) and 10th in third-down percentage (36.6).

Defensive tackle **Jurrell Casey** was named to his fourth consecutive Pro Bowl, leading the team with seven sacks, 50 quarterback pressures and seven tackles for loss. The franchise's eighth all-time leading sack artist recorded his sixth consecutive season with at least five sacks.

The team's linebackers featured a mixture of youth and experience. At outside linebacker, veteran starters **Brian Orakpo** and **Derrick Morgan**

helped lead newcomers **Harold Landry III** (second-round draft pick), **Kamalei Correa** (acquired in a trade) and **Sharif Finch** (rookie free agent).

Meanwhile, three inside linebackers contributed extensively to the defense's success, spearheaded by 11th-year veteran **Wesley Woodyard**. Woodyard paced the club in tackles (124) for the second straight year. **Jayon Brown**, a fifth-round pick in 2017, grew into one of the defense's biggest playmakers, tallying 107 stops, six sacks and one interception for a touchdown. First-round pick **Rashaan Evans** was kept out of action during the preseason with an injury, but he battled back to play in 15 games with seven starts.

In the defensive backfield, third-year safety **Kevin Byard** recorded a team-high four interceptions. Since the beginning of the 2017 campaign, his 12 total interceptions are the most in the NFL. With Byard alongside safety **Kenny Vaccaro** and cornerbacks **Logan Ryan**, **Adoree' Jackson** and **Malcolm Butler**, the Titans fielded one of the NFL's most capable secondaries. Among strictly defensive backs, the Titans ranked in the top half of the league with 10 interceptions and led all NFL secondaries with nine sacks.

The Titans benefited from one of the NFL's top groups of specialists, with punter **Brett Kern**, kicker **Ryan Succop** and long snapper **Beau Brinkley** enjoying their fifth consecutive season together. Kern was named to his second Pro Bowl, while returner **Darius Jennings** led the NFL and set a franchise record with a 31.7-yard kickoff return average.

## ROBINSON MOVES FORWARD

The roster constructed by Robinson has turned over considerably in his three seasons on the job. The final 53-man roster in 2018 included only 10 players (18.9 percent) who predated Robinson in Tennessee. More changes are on the horizon as the offseason calendar advances.

The unrestricted free agent signing period is scheduled to begin at the start of the new league year on March 13, when all 2018 contracts expire. Players not under contract for 2019 are free to sign with another club at that point.

The trading period also begins on March 13. After Robinson engineered 14 trades in his first three years on the job, it is considered a viable method to supplement the roster.

Meanwhile, work is ongoing for the 2019 NFL Draft. Robinson and his staff will get first-hand interaction with top draft prospects at the NFL Scouting Combine from Feb. 26-March 4 and will continue scouting and visiting with draft hopefuls until the draft begins April 25.

The Titans currently own the 19th overall pick in Round 1 and six total selections—one in every round except for the sixth, a pick they used in a 2018 trade with the Baltimore Ravens for Correa. They own the 51st overall selection in the second round and the 82nd overall pick in the third round.

In Robinson's first three drafts, the Titans acquired a total of 23 players, and 15 of them were still with the team at the conclusion of 2018.

## NFL DRAFT COMES TO NASHVILLE

The NFL will launch its year-long 100th season celebration with the 2019 NFL Draft, which will take place in Nashville for the first time. From April 25-27, free festivities will take place in downtown from Lower Broadway to Nissan Stadium.

Among the activities are the following:

- The NFL Draft Theater will be located at First and Broadway, where the public can view draft selections and A-list concerts. Artists will be announced in the coming weeks.
- Schermerhorn Symphony Center will be host to Selection Square, which contains the team tables where representatives from each club will make their selections.
- The NFL Draft Experience presented by Oikos Triple Zero is a free three-day football festival that will be held at Nissan Stadium. Fans can participate in interactive exhibits, immersive games, virtual reality experiences, player autograph sessions and more.

From 1965 through 2014, the NFL conducted its draft in New York. Then, from 2015-16, it moved to Chicago, followed by Philadelphia in 2017 and Dallas in 2018. With an anticipated attendance of more than 250,000 fans, it will be the largest sporting event in Tennessee state history.



## 2019 OPPONENTS DETERMINED

The Titans know all 16 opponents they will face during the 2019 regular season.

As always, the Titans have home and road games against each of their AFC South rivals (Houston Texans, Indianapolis Colts and Jacksonville Jaguars). Based upon the NFL's schedule rotation, the Titans also will face every team from the AFC West. They will host the Kansas City Chiefs and Los Angeles Chargers and travel to the Denver Broncos and Oakland Raiders.

Additionally, the Titans will square off against the NFC South. They will have dates at Nissan Stadium against the New Orleans Saints and Tampa Bay Buccaneers and road games versus the Atlanta Falcons and Carolina Panthers.

Every team plays two intraconference games determined by order of finish within its division, and those matchups are set as well. With the Titans' third-place finish in the AFC South, they will have a 2019 home game against the AFC East's equivalent finisher, the Buffalo Bills, and a road game at the AFC North's equivalent finisher, the Cleveland Browns.

Preseason opponents as well as dates and times of regular season games are typically announced by the NFL in April.

For ticket inquiries, fans can visit [TitansOnline.com/tickets](http://TitansOnline.com/tickets), email [ticketssales@titans.nfl.com](mailto:ticketssales@titans.nfl.com) or call (615) 565-4200.

### The Titans' home and away opponents for the 2019 regular season:

#### 2019 HOME OPPONENTS

Houston Texans  
Indianapolis Colts  
Jacksonville Jaguars  
Kansas City Chiefs  
Los Angeles Chargers  
New Orleans Saints  
Tampa Bay Buccaneers  
Buffalo Bills\*

#### 2019 ROAD OPPONENTS

Houston Texans  
Indianapolis Colts  
Jacksonville Jaguars  
Denver Broncos  
Oakland Raiders  
Atlanta Falcons  
Carolina Panthers  
Cleveland Browns\*

\* Opponent based on final division standings in 2018.

## 2018 PLAYER MILESTONES

### LB DAREN BATES

- Posted 10 special teams tackles, which ranked second on the team and tied for the second-most in a single season in his career.

### LS BEAU BRINKLEY

- Appeared in all 16 games for the seventh consecutive season.
- Appeared in his 100th NFL game in Week 4 vs. Philadelphia. He has never missed a game since signing with the Titans as a rookie free agent in 2012.

### LB JAYON BROWN

- Appeared in all 16 games for the second consecutive season and recorded his first career start in Week 4. Finished the year with nine starts.
- Totaled career highs in tackles (107), sacks (6.0), quarterback pressures (18), tackles for loss (6.0), passes defended (7), and forced fumbles (2). Ranked second on the squad in tackles and sacks. Tied for second on the team in quarterback pressures.
- Recorded his first career interception and first career touchdown on the same play after picking off Colts QB **Andrew Luck** in Week 17.
- In Week 17, became the third NFL player in 2018 to record an interception for a touchdown, a forced fumble and a fumble recovery in the same game, joining Seattle's **Bobby Wagner** (Dec. 2 vs. San Francisco) and Chicago's **Khalil Mack** (Sept. 9 at Green Bay).

### CB MALCOLM BUTLER

- Appeared in all 16 games for the fourth consecutive season (2015-17 with New England).
- Led the team with 13 passes defended in his first season as a Titan.
- His three interceptions ranked second on the squad and were his second-most in a single season.

- Scored his first career touchdown on a 56-yard interception return after picking off Redskins QB **Josh Johnson** in Week 16.

### S KEVIN BYARD

- Started all 16 games for the second consecutive season and led the team in interceptions (4) for the second consecutive season.
- Ranked third on the team in tackles (96) and passes defended (10).
- Set new career-highs in tackles (96), sacks (2.0), and quarterback pressures (4).
- Threw a 66-yard touchdown pass to DB **Dane Cruikshank** on a fake punt against Houston. It was the longest touchdown pass by a defensive player in the Super Bowl era, and he became the first primarily defensive player in franchise history to record a touchdown pass.

### DT JURRELL CASEY

- Named to his fourth consecutive Pro Bowl in 2018.
- Ranks eighth in franchise history with 46 career sacks.
- Led the team in sacks (7.0), quarterback pressures (50), and tackles for loss (7.0).
- Recorded his sixth consecutive season with at least 5.0 sacks.
- Established a new single-season career high with 50 quarterback pressures.
- Surpassed 600 career tackles in 2018 (611).

### ILB WILL COMPTON

- Led the team with 11 special teams tackles.

### OLB KAMALEI CORREA

- Started a career-high four contests.
- Recorded a career-high 27 tackles.
- Tallied his first career sack and finished the season with 3.5 sacks.

### DB DANE CRUIKSHANK

- Ranked fourth on the squad with eight special teams tackles.
- Named AFC Special Teams Player of the Week in Week 2 after catching a 66-yard touchdown pass from S **Kevin Byard** on a fake punt.

### WR COREY DAVIS

- Led the team with 65 catches for 891 yards and four touchdowns, all of which set new career-highs.
- Joined **Santonio Holmes** and **Andre Caldwell** as the only players in a single season since 2000 with multiple game-winning touchdown receptions in the final minute of the fourth quarter or overtime. Davis accomplished the feat in Week 4 against Philadelphia and Week 13 vs. the New York Jets.
- Recorded the first two 100-yard receiving games in his career (Week 4 vs. Philadelphia, 161 yards, Week 10 vs. New England, 125 yards).
- Surpassed the 1,000-yard career mark in Week 12 at Houston. Finished the season with 1,266 career receiving yards.
- Started all 16 games in 2018.





## 2018 PLAYER MILESTONES

### ILB RASHAAN EVANS

- Made his NFL debut and appeared in 15 contests. He finished the season with seven starts.

### OLB SHARIF FINCH

- Made his NFL debut and appeared in 15 games. His 206 defensive snaps (including penalty snaps) ranked third among all undrafted rookie linebackers.
- Finished the season with 1.5 sacks.

### TE ANTHONY FIRKSER

- Made his NFL debut and appeared in 12 contests on the season.
- Caught his first career pass and scored his first career touchdown in 2018.

### QB BLAINE GABBERT

- Posted a 60.4 completion percentage, his second highest in a single season in his career.
- Engineered two game-winning drives (vs. Houston, vs. Washington).

### RB DERRICK HENRY

- Named to the PFWA All-AFC team.
- Named AFC Offensive Player of the Week for Week 13 after collecting a franchise-best 238 rushing yards with a franchise-tying four rushing touchdowns against Jacksonville on Thursday Night Football. In the same game, he scored four rushing touchdowns to tie the franchise's single-game record (**Earl Campbell**, **Lorenzo White**).
- Also in Week 13, recorded the second 99-yard touchdown run in NFL history (**Tony Dorsett**). The run also set the mark for the longest touchdown run in franchise history and tied for the longest scrimmage play in NFL history.
- Became the seventh NFL player since the 1970 AFL-NFL merger with at least four rushing touchdowns and at least 200 rushing yards in a game (**Clinton Portis**, **Barry Sanders**, **Doug Martin**, **Jonas Gray**, **Mike Anderson** and **Corey Dillon**). Henry became the first to accomplish the feat in fewer than 20 carries (17).
- Became the second player in NFL history with a rushing touchdown of at least 90 yards and a rushing touchdown of at least 50 yards in the same game in Week 13. The only other player to accomplish this feat is former Titan **Chris Johnson**.
- Named AFC Offensive Player of the Month for December after registering 97 carries for 625 yards and eight touchdowns.
- Recorded his first career 1,000-yard rushing season (1,059) and finished sixth in the NFL in rushing yards.
- Set single-season career highs in carries (215), rushing yards (1,059), rushing long (99t), and touchdowns (12).
- Henry became the ninth NFL player since 1975 with at least one 90-yard run (99-yard touchdown run in Week 13) and at least one 60-yard

reception in his career (66-yard touchdown catch against the Jaguars on Dec. 31, 2017).

### CB ADORÉE' JACKSON

- Set single-season career highs in tackles (69) and interceptions (2). Jackson had not recorded a career interception prior to 2018.
- Ranked third on the team with two interceptions and second on the squad with 11 passes defended.
- Appeared in all 16 games for the second consecutive season.

### WR DARIUS JENNINGS

- Led the NFL and set a franchise record with a 31.7-yard kickoff return average. The previous franchise record was set in 1960 (**Ken Hall**, 31.3-yard average (19 attempts for 594 yards).
- Scored his first career touchdown on a 94-yard kickoff return in Week 1.
- Set a new career long with a 36-yard reception in Week 9.
- Recorded his first career pass, a 21-yard completion to QB **Marcus Mariota** in Week 10 vs. New England.
- Appeared in all 16 games for the first time in his career.

### DL AUSTIN JOHNSON

- Appeared in all 16 games for the second consecutive season.

### C BEN JONES

- Started all 16 games at center, registering a start in every contest for the fifth consecutive season (2014–2015 with Houston).
- Appeared in his 100th career game in Week 4. Jones has never missed a game in his seven-year NFL career.

### DL DAQUAN JONES

- Started all 16 games for the third time in his five-year career.
- Tallied 39 tackles on the season, which was his second-most in a single season.

### P BRETT KERN

- Elected to the Pro Bowl for the second consecutive year in 2018.
- Named to the PFWA All-AFC team.
- Ranked second in the AFC with both a 47.1 gross average and 41.7 net average.
- Set a single-season career high with 39 punts placed inside the 20-yard line, including a career-best 16 consecutive punts inside the 20 to conclude the season.
- Recorded his 12th career game with at least a 52.0-yard gross average (minimum four punts) vs. Houston.
- Registered his 11th career game with at least a 47.0-yard net average (minimum four punts) vs. Houston.
- Appeared in all 16 games for the 11th consecutive season.
- Became the 11th player to appear in 150 career games for the franchise in Week 13 vs. New York Jets.

### G JOSH KLINE

- Started all 16 games for the second time in his six-year career.

### OLB HAROLD LANDRY III

- Made his NFL debut and appeared in 15 games on the season. Finished the year with three starts.
- Tied for third on the team with 4.5 sacks.
- Tied for second on the squad with 18 quarterback pressures.

### T TAYLOR LEWAN

- Named to his third consecutive Pro Bowl in 2018.
- Named to the PFWA All-AFC team.

### RB DION LEWIS

- Appeared in all 16 games for the second consecutive season (2017 with New England).
- Set single-season career highs in receptions (59) and receiving yards





## 2018 PLAYER MILESTONES



(400). His receptions ranked second on the squad and his receiving yards ranked third.

- Ranked second on the team in rushing yards (517).
- Surpassed 2,000 career rushing yards in Week 11 at Indianapolis. Finished the season with 2,101 career yards.
- Surpassed 1,000 career receiving yards in Week 12 at Houston. Finished the season with 1,117 career receiving yards.

### S KENDRICK LEWIS

- Played in his 100th career regular season contest in Week 13.

### QB MARCUS MARIOTA

- Engineered three game-winning drives in 2018 (at Jacksonville, vs. Philadelphia, vs. New York Jets). He now has 12 career game-winning drives.
- Registered two 300-yard passing games (vs. Philadelphia, at Houston), bringing his career total to seven such contests.
- Named AFC Offensive Player of the Week for Week 4 vs. Philadelphia.
- Eclipsed the 10,000-yard career passing mark and the 1,000-yard career rushing mark against Philadelphia, becoming the third player in franchise history to accomplish the feat, along with **Warren Moon** (33,685 passing yards and 1,541 rushing yards) and **Steve McNair** (19,482 passing and 1,025 rushing).
- Recorded four games in 2018 with a 100.0 or better passer rating (at Dallas, vs. New England, at Houston, vs. Washington).
- Set single-season career-highs in carries (64) and rushing yards (357).
- Recorded his 50th career start in Week 11 at Indianapolis.
- Completed 22-of-23 passes for 303 yards and two touchdowns in Week 12 at Houston. His completion rate of 95.7 percent set a franchise record and was the second-highest single-game completion percentage in NFL history (minimum 20 attempts). Mariota completed his first 19 passes in the game before throwing an incomplection on his 20th attempt. Since the beginning of the 1997 season, no Titans/Oilers quarterback has completed as many consecutive passes in a game as Mariota did against the Texans.

### OLB DERRICK MORGAN

- Finished his ninth season ranked 10th in franchise history with 44.5 career sacks.

### OLB BRIAN ORAKPO

- Ranked fourth on the team with 15 quarterback pressures.
- Retired following his 10th NFL season. Upon his retirement he ranked 18th among all active players with 66 career sacks.

### TE MYCOLE PRUITT

- Scored his first career touchdown in Week 16 vs. Washington.
- Recorded a career-high 102 receiving yards on the season.

### CB LOGAN RYAN

- Posted a career-high 4.0 sacks.
- Ranked fourth on the team in tackles (85), fifth on the squad in sacks (4.0), and fourth on the team in passes defended (8).

### TE JONNU SMITH

- Set single-season career highs in receptions (20), receiving yards (258), receiving long (61t), and receiving touchdowns (3).
- Ranked second on the team in receiving touchdowns.

### WR TAJAÉ SHARPE

- Ranked fourth on the team in receptions (26) and receiving yards (316).
- Recorded his first career 100-yard receiving game (101) in Week 7 against Los Angeles Chargers in London.

### G QUINTON SPAIN

- Started a career-high 15 games, all at left guard.

### TE LUKE STOCKER

- Recorded a career-high two receiving touchdowns on the year, including a 22-yard score that was the longest touchdown catch of his career.

### K RYAN SUCCOP

- Made two game-winning field goals in 2018 (vs. Houston, at Jacksonville), bringing his total to nine career game-winning field goals.
- Became the seventh player in franchise history to reach 400 career points in Week 1 at Miami.
- Became the fifth player in franchise history with 500 career points in Week 17 vs. Indianapolis, joining **Al Del Greco** (1,060), **Rob Bironas** (1,032), **George Blanda** (598) and **Tony Zendejas** (548).
- Tied his career long with a 54-yard field goal in Week 5 at Buffalo. It marked his longest field goal as a Titan and the franchise's longest field goal since **Rob Bironas** made a 55-yarder against Houston (12/29/13).
- Converted 54-yard and 50-yard field goals in Week 5 at Buffalo, marking his second career game with multiple field goals of at least 50 yards.
- Played in his 150th regular season game in Week 6 vs. Baltimore.
- Became the 11th active NFL player to reach 1,000 career points in Week 14 vs. Jacksonville.

### WR TAYWAN TAYLOR

- Set single-season career-high marks in receptions (37), receiving yards (466) and receiving long (55).
- Ranked second on the squad in receiving yards and third on the team in receptions.
- Recorded his first career 100-yard receiving game (104) in Week 13 vs. the New York Jets.

### S BRYNDEN TRAWICK

- Ranked third on the team in special teams tackles (9).

### S KENNY VACCARO

- Tallied 70 tackles, which ranked sixth on the squad.

### LB WESLEY WOODYARD

- Led the team with 124 tackles, which marked his third-best single-season total.
- Tied for third on the squad in sacks (4.5).
- Named AFC Defensive Player of the Week for Week 10 vs. New England after leading the team with 12 tackles, including 1.5 sacks, a team-best five quarterback pressures and one tackle for loss.
- Made his 100th career start in Week 9 on Monday Night Football at Dallas.

## KEY NUMBERS

3

Consecutive winning seasons for the Titans after going 9-7 in 2016, 2017 and 2018. It marks the first time in the team's "Titans era" (1999–present) it has accomplished the feat.

4

Consecutive Pro Bowl berths by defensive tackle **Jurrell Casey**, who became the first player in the club's "Titans era" (1999–present) to earn four Pro Bowl selections. He has done so in four consecutive seasons.

9

League-high number of games the Titans played in 2018 against seven eventual playoff clubs.

12

Interceptions since the beginning of the 2017 season by third-year safety **Kevin Byard**, who owns the highest total in the NFL in that time period.

12

Career game-winning drives by **Marcus Mariota**. He has eight such drives (including playoffs) since the beginning of the 2017 campaign.

13.7

Yards per reception in 2018 by **Corey Davis**, which ranked ninth in the NFL among players with at least 65 receptions.

16

Career-high consecutive punts placed inside the opponent's 20-yard line to conclude the 2018 season by two-time Pro Bowl selection **Brett Kern**.

16

Wins by the Titans in their last 20 home games, dating back to 2016.

18.9

Points per game allowed by the Titans defense in 2018, which trailed only the Chicago Bears (17.7) and Baltimore Ravens (17.9) for the best average in the NFL.

32

Touchdowns by Titans opponents in 2018, which was the second-lowest total in the NFL behind the 30 surrendered by Chicago.

32.0

Yards per kickoff return by the Titans in 2018, which set a new NFL record. It included a franchise-record average by **Darius Jennings** of 31.7 yards per kickoff return.

44.7

Opponents' 2018 touchdown percentage against the Titans in the red zone. The Titans defense ranked second in the NFL behind the Eagles (44.6).

82

Total penalties on the Titans in 2018, which was the lowest total in the NFL in 2018 and set a franchise record for the lowest total in a 16-game season.

333.4

Yards per game allowed by the Titans defense in 2018, which ranked eighth in the NFL.

625

Rushing yards in December by **Derrick Henry** to go along with eight rushing touchdowns. He was named AFC Offensive Player of the Month.

## IMPORTANT 2019 DATES

February 3

Super Bowl LIII, Mercedes-Benz Stadium, Atlanta, Georgia.

February 4

Waiver system begins for 2019.

February 19

First day for clubs to designate Franchise or Transition Players.

**Feb. 26–March 4** NFL Scouting Combine, Lucas Oil Stadium, Indianapolis, Indiana

March 5

Prior to 3 p.m. CT, New York time, deadline for clubs to designate Franchise or Transition Players.

March 11-13

Clubs are permitted to contact, and enter into contract negotiations with, the certified agents of players who will become Unrestricted Free Agents upon the expiration of their 2018 player contracts at 3 p.m. CT on March 13.

March 13

At 3 p.m. CT, the 2019 League Year and Free Agency period begin. All 2018 player contracts expire. Trading period for 2019 begins. "Top 51" rule begins—all clubs must be under the 2019 salary cap prior to 3 p.m. CT. Prior to 3 p.m. CT, clubs must exercise options for 2019 on all players who have option clauses in their 2018 contracts. Prior to 3 p.m. CT, clubs must submit qualifying offers to their Restricted Free Agents with expiring contracts and to whom they desire to retain a Right of First Refusal/Compensation.

March 24-27

Annual League Meeting, Phoenix, Arizona.

April 15

Clubs with returning head coaches may begin offseason workout programs.

April 19

Deadline for Restricted Free Agents to sign offer sheets.

April 25-27

2019 NFL Draft, Nashville, Tennessee.

May 3-6

Clubs may elect to hold their one three-day post-Draft rookie minicamp from Friday through Sunday or Saturday through Monday.

May 10-13

Clubs may elect to hold their one three-day post-Draft rookie minicamp from Friday through Sunday or Saturday through Monday.

May 13

Rookie Football Development Programs begin.

May 16-19

NFLPA Rookie Premiere.

May 20-22

Spring League Meeting, Key Biscayne, Florida.

June 2

For any player removed from the club's roster or whose contract is assigned via waivers or trade on or after June 2, any unamortized signing bonus amounts for future years will be included fully in team salary at the start of the 2020 league year.

Late June

Rookie Transition Program to be held at individual clubs. Attendance is mandatory for all rookies.

July 15

At 3 p.m. CT, deadline for any club that designated a Franchise Player to sign such player to a multiyear contract or extension. After this date, the player may sign only a one-year contract with his prior club for the 2019 season, and such contract cannot be extended until after the club's last regular season game.

Late July

Training camps open. Clubs are permitted to open pre-season training camp for rookies and first-year players beginning seven days prior to the club's earliest permissible mandatory reporting date for Veteran players.

August 1-4

Hall of Fame Weekend, Canton, Ohio.

August 8-12

First preseason weekend.

August 31

Prior to 3 p.m. CT, clubs must reduce rosters to a maximum of 53 players on the Active/Inactive List.

September 1

Clubs may establish a practice squad of 10 players.

**September 5-9** NFL Kickoff Weekend.



## 2018 TALE OF THE TAPE

OFFENSE	2018	Rank	NFL/Avg
GAMES (Won-Lost)	9-7	---	---
FIRST DOWNS	289	26	326.9
Rushing	106	11t	100.2
Passing	156	27t	196.1
Penalty	27	21	30.6
YDS GAINED (tot)	4,998	25	5,635.4
Avg per Game	312.4	25	352.2
RUSHING (net)	2,023	7	1,831.2
Avg per Game	126.4	7	114.4
Rushes	454	9	414.7
Yards per Rush	4.5	12t	4.4
PASSING (net)	2,975	29	3,804.3
Avg per Game	185.9	29	237.8
Passes Att.	437	31	552.2
Completed	293	28	358.2
Pct Completed	67.0	12	64.9
Yards Gained	3,255	30	4,070.8
Sacked	47	22t	40.0
Yards Lost	280	20	266.6
Had intercepted	12	16t	13.1
Yards Opp Ret	219	23	173.6
Opp TDs on Int	1	9t	1.4
PUNTS	75	10	69.2
Avg Yards	46.4	5t	45.0
PUNT RETURNS	27	28t	28.4
Avg Return	8.8	14	8.5
Returned for TD	0	8t	0.2
KICKOFF RETURNS	23	25t	30.3
Avg Return	32.0	1	22.9
Returned for TD	1	1t	0.2
PENALTIES	82	1	107.7
Yards Penalized	727	1	919.5
FUMBLES BY	18	10t	20.1
Fumbles Lost	6	4t	8.7
Opp Fumbles	14	28t	20.1
Opp Fum Lost	6	25t	8.7
POSS. TIME (avg)	29:28	22	30:00
TOUCHDOWNS	34	26t	42.8
Rushing	15	11t	13.7
Passing	16	28t	26.5
Returns	3	10t	2.7
EXTRA-PT KICKS	28/31	28	94%
2-PT CONVERSIONS	0/1	26t	51%
FIELD GOALS/FGA	26/30	14	25/30
POINTS SCORED	310	27	373.5
TURNOVER DIFF.	-1	21	0

DEFENSE	2018	Rank	NFL/Avg
POINTS ALLOWED	303	3	373.5
OPP FIRST DOWNS	298	5t	326.9
Rushing	98	14	100.2
Passing	182	7	196.1
Penalty	18	1	30.6
OPP YARDS GAINED	5,334	8	5,635.4
Avg per Game	333.4	8	352.2
OPP RUSHING(net)	1,863	18	1,831.2
Avg per Game	116.4	18	114.4
Rushes	429	19t	414.7
Yards per Rush	4.3	11t	4.4
OPP PASSING(net)	3,471	6	3,804.3
Avg per Game	216.9	6	237.8
Passes Att.	533	10t	552.2
Completed	337	8t	358.2
Pct Completed	63.2	9	64.9
Sacked	39	16t	40.0
Yards Lost	248	18	266.6
INTERCEPTED BY	11	23t	13.1
Yards Returned	120	23	173.6
Returned for TD	2	9t	1.4
OPP PUNT RETURNS	33	24	28.4
Avg return	9.0	21	8.5
OPP KICKOFF RET	25	9t	30.3
Avg return	27.8	32	22.9
OPP TOUCHDOWNS	32	2	42.8
Rushing	9	4t	13.7
Passing	21	3t	26.5
Returns	2	10t	2.7

★ ★ ★

## 2018 INDIVIDUAL NFL RANKINGS

(qualifiers only, where applicable)

Category	Team	Player	Stat	NFL Rank
Passer Rating	Titans	Marcus Mariota	92.3	22
Passing Yards	Titans	Marcus Mariota	2,528	26
Passing TDs	Titans	Marcus Mariota	11	30t
Rushing Yards	Titans	Derrick Henry	1,059	7
Rushing Average	Titans	Derrick Henry	4.9	11t
Rushing TDs	Titans	Derrick Henry	12	3t
Receptions	Titans	Corey Davis	65	40t
Receiving Yards	Titans	Corey Davis	891	24
Receiving TDs	Titans	Corey Davis	4	53t
Sacks	Titans	Jurrell Casey	7.0	38t
Interceptions	Titans	Kevin Byard	4	7t

## WHERE THE TITANS RANKED IN 2018

## 2018 OFFENSIVE STATISTICS AND NFL RANKING

OFFENSIVE STATS	STAT	RANK	LEAGUE AVG.
Yards / Game	312.4	25	352.2
Yards / Play	5.3	23	5.6
Rushing Yards / Game	126.4	7	114.4
Rushing Yards / Play	4.5	16	4.4
Passing Yards / Game	185.9	29	237.8
Passing Yards / Play	6.2	20	6.9
Interception Rate	2.8%	23	2.4%
Sacks / Pass Attempt	10.8%	29	7.3%
First Downs / Game	18.1	26	20.4
Punt Return Avg	8.8	14	8.5
Kickoff Return Avg	32.0	1	22.9
Field Goals Made	86.7%	14	84.7%
3rd Down Pct	40.0%	15	39.1%
4th Down Pct	58.3%	15	55.7%
Red Zone Pct	53.2%	23	59.1%
Goal to Go%	73.9%	21	73.5%
Avg Time of Possession	29:28	22	30:00
Points / Game	19.4	27	23.3
Turnover Ratio	-1	21	0

## 2018 DEFENSIVE STATISTICS AND NFL RANKING

DEFENSIVE STATS	STAT	RANK	LEAGUE AVG.
Yards / Game	333.4	8	352.2
Yards / Play	5.3	7	5.6
Rushing Yards / Game	116.4	18	114.4
Rushing Yards / Play	4.3	15	4.4
Passing Yards / Game	216.9	6	237.8
Passing Yards / Play	6.1	8	6.9
Interception Rate	2.1%	23	2.4%
Sacks / Pass Attempt	7.3%	15t	7.3%
First Downs / Game	18.6	5t	20.4
Punt Return Avg	9.0	21	8.5
Kickoff Return Avg	27.8	32	22.9
3rd Down Pct	36.6%	10	39.1%
4th Down Pct	55.0%	16t	55.7%
Red Zone Pct	44.7%	2	59.1%
Goal to Go%	57.1%	3	73.5%
Points / Game	18.9	3	23.3
Point Differential / Game	0.4	15	-
Yard Differential / Game	-21.0	25	-

## REGULAR TITANS LINEUP

## OFFENSIVE STARTERS

**WR 19-Tajae Sharpe (6-2, 194, 3rd year, Massachusetts)** - The fifth-round pick had 41 catches as a rookie in 2016 but spent all of 2017 on injured reserve. He returned to play in all 16 games with 26 receptions in 2018.

	G	GS	Rec	Yds	Avg	Lg	TD
2018	16	13	26	316	12.2	28	2
Career	32	23	67	838	12.5	34	4

**TE 81-Jonnu Smith (6-3, 248, 2nd Year, Florida International)** - The 2017 third-round draft pick was the team's leading receiver among tight ends in 2018 before spending the final three games on injured reserve.

	G	GS	Rec	Yds	Avg	Lg	TD
2018	13	12	20	258	12.9	61	3
Career	29	25	38	415	10.9	61	5

**LT 77-Taylor Lewan (6-7, 309, 5th Year, Michigan)** - The team's first-round pick in 2014 (11th overall) started 68 total games at left tackle in his first five seasons. From 2016-18, he started all but one game and was elected to the Pro Bowl in all three seasons.

2018 G/GS: 15/15, Career G/GS: 73/68

**LG 67-Quinton Spain (6-4, 330, 4th Year, West Virginia)** - Spain joined the Titans as a rookie free agent after playing in 50 career games at West Virginia. He started 48 total games in his first four seasons at left guard.

2018 G/GS: 15/15, Career G/GS: 50/48

**C 60-Ben Jones (6-3, 308, 7th Year, Georgia)** Added as an unrestricted free agent in 2016, the former fourth-round pick played in 64 games in four previous seasons with the Houston Texans. He started all 48 games during his first three seasons in Tennessee.

2018 G/GS: 16/16, Career G/GS: 112/91

**RG 64-Josh Kline (6-3, 300, 6th Year, Kent State)** - Kline was claimed off waivers in 2016 after spending his first three NFL seasons with the Patriots, seeing time at both guard spots. He started 46 games at right guard in his first three seasons with Tennessee.

2018 G/GS: 16/16, Career G/GS: 79/64

**RT 78-Jack Conklin (6-6, 308, 3rd Year, Michigan State)** - Conklin was the eighth-overall draft pick in 2016. He was named first-team All-Pro as a rookie and started all 32 games during his first two seasons. He was limited to nine games in 2018 due to injuries.

2018 G/GS: 9/9, Career G/GS: 41/41

**WR 84-Corey Davis (6-3, 209, 2nd Year, Western Michigan)** - The fifth-overall draft pick in 2017 caught 34 balls for 375 yards in 11 games as a rookie. In 2018, he started all 16 games and led the team in catches (65), receiving yards (891) and receiving touchdowns (four).

	G	GS	Rec	Yds	Avg	Lg	TD
2018	16	16	65	891	13.7	51	4
Career	27	25	99	1,266	12.8	51	4

**QB 8-Marcus Mariota (6-4, 222, 4th Year, Oregon)** - The 2015 second-overall draft pick became the fifth quarterback in NFL history with at least 12,000 passing yards (12,004) and 1,200 rushing yards (1,270) in his first four seasons. He is the all-time franchise career leader in passer rating (89.4) and completion percentage (63.2), and his 68.9 percent completion rate in 2018 set the team's single-season mark.

Passing	G	GS	Att	Cmp	Pct	Yds	TD	Int	Lg	Sk	Rate
2018	14	13	331	228	68.9	2,528	11	8	61	42	92.3
Career	56	55	1,605	1,015	63.2	12,004	69	42	75	130	89.4
Rushing	Att	Yds	Avg	Lg	TD						
2018	64	357	5.58	27	2						
Career	218	1,270	5.83	87	11						

**TE 88-Luke Stocker (6-5, 253, 8th Year, Tennessee)** - The former fourth-round pick with the Buccaneers joined the Titans in December 2017. He played in all 16 games with 11 starts in his first full season in Tennessee.

	G	GS	Rec	Yds	Avg	Lg	TD
2018	16	11	15	165	11.0	31	2
Career	97	67	68	577	8.5	33	5

**RB 22-Derrick Henry (6-3, 247, 3rd Year, Alabama)** - The 2016 second-round pick and former Heisman winner led the Titans in rushing in both 2017 (744 yards) and 2018 (1,059). Also in 2018, he ranked second in the AFC in rushing yardage and tied for first in the AFC with 12 rushing touchdowns.

	G	GS	Att	Yds	Avg	Lg	TD	Rec	Yds	Avg	Lg	TD
2018	16	12	215	1,059	4.9	99t	12	15	99	6.6	21	0
Career	47	16	501	2,293	4.6	99t	22	39	372	9.5	66t	1

## OFFENSIVE RESERVES

**TE 86-Anthony Firkser (6-2, 246, 1st year, Harvard)** - The former undrafted free agent joined the Titans during the 2018 offseason after spending part of 2017 on the Chiefs practice squad. He ranked second among Titans tight ends with 19 receptions in 2018.

	G	GS	Rec	Yds	Avg	Lg	TD
2018/Career	12	0	19	225	11.8	28	1

**QB 7-Blaine Gabbert (6-4, 235, 8th Year, Missouri)** - The 2018 free-agent signee spent seven previous seasons with Jacksonville, San Francisco and Arizona, totaling 45 starts and 8,437 passing yards. In his first season in Tennessee, he played in eight games with three starts.

	G	GS	Att	Cmp	Pct	Yds	TD	Int	Lg	Sk	Rate
2018	8	3	101	61	60.4	626	4	4	35	5	74.9
Career	56	48	1,498	842	56.2	9,063	48	47	80	138	71.7

**WR 15-Darius Jennings (5-10, 180, 2nd Year, Virginia)** - Originally a rookie free agent with Cleveland in 2016, he spent time on the practice squads of the Browns, Bears and Jets before arriving in Tennessee in 2017. He set a franchise record in 2018 with a 31.7-yard kickoff return average.

	G	GS	Rec	Yds	Avg	Lg	TD
2018	16	0	11	101	9.2	36	0
Career	20	1	25	218	8.7	36	0

Returns	PR	FC	Yds	Avg	Lg	TD	KR	Yds	Avg	Lg	TD
2018	0	0	0	0.0	0	0	22	698	31.7	94	1
Career	0	0	0	0.0	0	0	29	856	29.5	94	1

**T 71-Dennis Kelly (6-8, 321, 7th Year, Purdue)** - The former fifth-round pick was acquired in a 2016 trade with the Eagles. In his first three seasons in Tennessee, he played in 43 games, seeing time at both tackle spots and as an extra tight end. He started five games at right tackle in 2018.

2018 G/GS: 11/5, Career G/GS: 73/27

**G/C 62-Corey Levin (6-4, 307, 2nd Year, Chattanooga)** - Levin was a sixth-round pick in 2017, having started 51 games in college. After not seeing action as a rookie, he appeared in all 16 games with one start in 2018.

2018 G/GS: 16/1, Career G/GS: 16/1

**RB 33-Dion Lewis (5-8, 195, 7th Year, Pittsburgh)** - The former fifth-round pick of the Eagles was signed as a free agent in 2018 after spending three seasons in New England. He rushed for 517 yards in 2018 and set career highs with 59 receptions and 400 receiving yards.

	G	GS	Att	Yds	Avg	Lg	TD	Rec	Yds	Avg	Lg	TD
2018	16	7	155	517	3.3	36	1	59	400	6.8	37	1
Career	70	26	484	2,101	4.3	44	11	147	1,117	7.6	40	6

**WR 13-Taywan Taylor (5-11, 203, 2nd Year, Western Kentucky)** - The 2017 third-round pick averaged 13.2 yards per reception with two touchdowns in 29 total games during his first two NFL seasons.

	G	GS	Rec	Yds	Avg	Lg	TD
2018	13	5	37	466	12.6	55	1
Career	29	9	53	697	13.2	55	2

**TE 82-Delanie Walker (6-2, 248, 13th Year, Central Missouri)** - The 2013 free agent acquisition played seven years with the 49ers before arriving in Tennessee. From 2013-17, he had more receptions (356) than any other tight end. He was hurt in the 2018 season opener and spent the remainder of the campaign on injured reserve.

	G	GS	Rec	Yds	Avg	Lg	TD
2018	1	1	4	52	13.0	16	0
Career	176	96	483	5,673	11.7	68	34

## SPECIALISTS

**P 6-Brett Kern (6-2, 214, 11th Year, Toledo)** - Claimed off waivers from the Broncos during the 2009 season, he was named to the Pro Bowl in 2017 and 2018. He is the franchise's career and single-season leader (2017) in both gross and net punting average.

	G	Punt	Blk	Yds	Avg	Lg	TB	I20	NetAvg
2018	16	74	1	3,483	47.1	62	3	39	41.7
Career	176	834	5	38,256	45.9	79	52	318	40.2

**K 4-Ryan Succop (6-2, 218, 10th Year, South Carolina)** - The former seventh-round pick was signed in 2014 after five seasons in Kansas City. From 2014-17, he made an NFL-record 56 consecutive field goals from inside 50 yards. He is the franchise leader in career field goal percentage.

	G	FGM	FGA	Pct	Lg	XPM	XPA	Pts
2018	16	26	30	86.7	54	28	31	106
Career	160	235	281	83.6	54	314	323	1,019



## REGULAR TITANS LINEUP

## DEFENSIVE STARTERS

**DE 90-DaQuan Jones (6-4, 322, 5th Year, Penn State)** - The 2014 fourth-round pick started every contest in 2015, 2016 and 2018. He set a career high in 2017 with 3.5 sacks and followed with a career-high four tackles for loss in 2018.

	GP	GS	Tackle	Sack	TFL	QBP	Int	PD	FF	FR
2018	16	16	39	0.0	4	14	0	1	0	0
Career	67	61	184	6.0	10	49	0	1	1	2

**NT 94-Austin Johnson (6-4, 314, 3rd Year, Penn State)** - The 2016 second-round pick appeared in all 32 games from 2017-18. He set career highs in 2018 with nine starts and five quarterback pressures.

	GP	GS	Tackle	Sack	TFL	QBP	Int	PD	FF	FR
2018	16	9	25	1.0	1	5	0	2	0	0
Career	42	12	72	2.5	4	6	0	5	0	0

**DT 99-Jurrell Casey (6-1, 305, 8th Year, USC)** - The third-round draft pick only missed three games in his first eight seasons. He earned second-team AP All-Pro honors in 2013 and was named to the Pro Bowl every year from 2015-18. He had at least five sacks every year from 2013-2018.

	GP	GS	Tackle	Sack	TFL	QBP	Int	PD	FF	FR
2018	15	15	72	7.0	7	50	0	0	2	1
Career	125	123	611	46.0	55	191	0	16	7	3

**OLB 91-Derrick Morgan (6-4, 261, 9th Year, Georgia Tech)** - The former first-round pick's 44.5 sacks from 2010-2018 ranked second on the team. He ranks 10th in franchise history in career sacks.

	GP	GS	Tackle	Sack	TFL	QBP	Int	PD	FF	FR
2018	13	12	37	0.5	0	11	0	3	0	1
Career	118	106	420	44.5	41	214	0	26	5	5

**ILB 55-Jayon Brown (6-0, 226, 2nd Year, UCLA)** - The 2017 fifth-round pick appeared in all 32 games in his first two seasons. In 2018, he ranked second on the defense in tackles (107), sacks (6.0) and quarterback pressures (18, tied).

	GP	GS	Tackle	Sack	TFL	QBP	Int	PD	FF	FR
2018	16	9	107	6.0	6	18	1	7	2	1
Career	32	9	174	7.5	8	24	1	11	2	2

**ILB 59-Wesley Woodyard (6-0, 233, 11th Year, Kentucky)** - The 2014 unrestricted free agent signee from the Broncos missed only two games during his first five seasons in Tennessee. He led the team in tackles in 2014, 2017 and 2018.

	GP	GS	Tackle	Sack	TFL	QBP	Int	PD	FF	FR
2018	14	14	124	4.5	7	12	0	2	0	1
Career	165	108	1,024	27.0	NA	NA	8	35	7	5

**OLB 98-Brian Orakpo (6-4, 257, 10th Year, Texas)** - The former first-round pick arrived in Tennessee as an unrestricted free agent after six seasons with the Redskins (2009-14). He started all but three games and totaled a team-high 26.0 sacks during his time in Tennessee.

	GP	GS	Tackle	Sack	TFL	QBP	Int	PD	FF	FR
2018	13	13	40	1.5	3	15	0	3	1	1
Career	132	132	530	66.0	75	330	1	32	12	4

**CB 25-Adoree' Jackson (5-11, 185, 2nd Year, USC)** - The 18th-overall draft pick in 2017 played in all 32 games in his first two seasons, totaling a team-high 34 passes defended. He also led the team in punt returns in each of his first two campaigns.

Defense	GP	GS	Tackle	Sack	TFL	QBP	Int	PD	FF	FR	
2018	16	13	69	0.0	3	1	2	11	0	0	
Career	32	29	136	0.0	7	2	2	34	3	0	
Returns	PR	FC	Yds	Avg	Lg	TD	KR	Yds	Avg	Lg	TD
2018	16	9	148	9.3	26	0	0	0	0.0	0	0
Career	50	18	438	8.8	46	0	25	578	23.1	57	0

**SS 24-Kenny Vaccaro (6-2, 214, 6th Year, Texas)** - The Saints' former first-round pick was signed by the Titans as a free agent in August 2018. In his first season in Tennessee, his totals included 13 starts, 70 tackles and one interception.

	GP	GS	Tackle	Sack	TFL	QBP	Int	PD	FF	FR
2018	13	13	70	2.0	4	3	1	5	0	0
Career	81	80	552	9.5	NA	NA	9	34	5	3

**FS 31-Kevin Byard (5-11, 212, 3rd Year, Middle Tennessee State)** - The 2016 third-round pick appeared in all 48 games with 39 starts during his first three seasons. His 12 total interceptions from 2017-18 were the most in the NFL.

	GP	GS	Tackle	Sack	TFL	QBP	Int	PD	FF	FR
2018	16	16	96	2.0	0	4	4	10	0	0
Career	48	39	246	3.0	9	10	12	32	0	2

**CB 21-Malcolm Butler (5-11, 190, 5th Year, West Alabama)** - Butler signed with the Titans in 2018 after spending his first four NFL seasons with New England, where he won two Super Bowls and earned two Pro Bowl bids. He ranked second on the Titans with three interceptions in 2018.

	GP	GS	Tackle	Sack	TFL	QBP	Int	PD	FF	FR
2018	16	11	56	1.0	3	1	3	13	1	0
Career	75	59	260	3.0	NA	NA	11	60	5	2

**CB 26-Logan Ryan (5-11, 195, 6th Year, Rutgers)** - The former third-round draft choice with the Patriots arrived in Tennessee in 2017. He played and started 29 games in his first two seasons and set a career high with 4.0 sacks in 2018 before finishing the campaign on injured reserve.

	GP	GS	Tackle	Sack	TFL	QBP	Int	PD	FF	FR
2018	14	14	85	4.0	1	1	0	8	0	0
Career	93	69	409	6.5	NA	NA	13	63	4	0

## DEFENSIVE RESERVES

**ILB 51-Will Compton (6-1, 235, 5th Year, Nebraska)** - Signed by the Titans as a free agent in 2018, the former rookie free agent was with Washington from 2013-17. In his first year in Tennessee, he played in 12 games with two starts and led the club with 11 special teams tackles.

	GP	GS	Tackle	Sack	TFL	QBP	Int	PD	FF	FR
2018	12	2	11	0.0	0	0	0	1	0	0
Career	69	35	313	1.0	NA	NA	3	16	1	3

**OLB 44-Kamalei Correa (6-3, 241, 3rd Year, Boise State)** - The second-round pick was acquired in August 2018 in a trade with Baltimore, where he played in 25 games in two seasons. In his first year in Tennessee, he tallied a career-high 3.5 sacks in 13 games (four starts).

	GP	GS	Tackle	Sack	TFL	QBP	Int	PD	FF	FR
2018	13	4	27	3.5	4	5	0	0	1	0
Career	38	8	38	3.5	NA	NA	0	2	2	0

**DB 29-Dane Cruikshank (6-1, 209, Rookie, Arizona)** - The fifth-round pick played multiple positions and started 25 consecutive games at Arizona. As a rookie, he contributed eight special teams tackles and a touchdown.

	GP	GS	Tackle	Sack	TFL	QBP	Int	PD	FF	FR
2018/Career	12	0	2	0.0	0	0	0	0	0	0

**SS 37-Johnathan Cyprien (6-0, 223, 5th Year, Florida International)** - The former second-round pick spent four seasons with the Jaguars before joining the Titans in 2017. He spent all of 2018 on injured reserve.

	GP	GS	Tackle	Sack	TFL	QBP	Int	PD	FF	FR
2018	0	0	0	0.0	0	0	0	0	0	0
Career	70	70	507	3.0	NA	NA	2	16	4	2

**ILB 54-Rashaan Evans (6-2, 232, Rookie, Alabama)** - Drafted 22nd overall in 2018, he helped lead the Crimson Tide to the National Championship in his senior season while tying for the team lead with 74 tackles. As a rookie, he played in 15 games with seven starts and registered 63 tackles.

	GP	GS	Tackle	Sack	TFL	QBP	Int	PD	FF	FR
2018/Career	15	7	63	0.0	2	6	0	3	0	0

**OLB 56-Sharif Finch (6-4, 250, Rookie, Temple)** - The undrafted rookie from Temple won a roster spot in the preseason. He appeared in 15 games as a rookie and totaled 22 tackles and 1.5 sacks.

	GP	GS	Tackle	Sack	TFL	QBP	Int	PD	FF	FR
2018/Career	15	0	22	1.5	2	2	0	0	2	1

**OLB 98-Harold Landry III (6-2, 252, Rookie, Boston College)** - The 41st overall draft pick posted 26 sacks in college, including nation-leading 16.5 sacks in 2016. As a rookie, his 4.5 sacks tied for third place on the Titans.

	GP	GS	Tackle	Sack	TFL	QBP	Int	PD	FF	FR
2018/Career	15	3	46	4.5	2	18	0	2	1	0

**NT 96-Bennie Logan (6-2, 315, 6th Year, Louisiana State)** - The former third-round pick joined the Titans as an unrestricted free agent in 2018 after spending his first four NFL seasons in Philadelphia and 2017 in Kansas City. He played in 15 games in his first season in Tennessee.

	GP	GS	Tackle	Sack	TFL	QBP	Int	PD	FF	FR
2018	15	0	16	0.0	0	5	0	0	0	0
Career	89	63	272	7.0	36	22	0	3	3	2

**CB 36-LeShaun Sims (6-0, 203, 3rd Year, Southern Utah)** - The fifth-round pick appeared in 42 games with nine starts through his first three seasons, including appearances in all 16 games (two starts) in 2018.

	GP	GS	Tackle	Sack	TFL	QBP	Int	PD	FF	FR
2018	16	2	21	0.0	1	1	0	0	0	0
Career	42	9	72	0.0	3	1	2	11	1	0

## NEW UNIFORMS UNVEILED PRIOR TO 20TH SEASON AS TITANS

*WATCH: Behind the scenes with Nike and the NFL*

*WATCH: New uniforms represent what it means to be a Titan*

*PHOTOS: Titans unveil new uniforms*

On April 4 in downtown Nashville, the Titans unveiled new uniforms in front of an estimated audience of 15,000-20,000 fans. The event marked the first significant uniform alterations for the club since 1999.

Controlling owner **Amy Adams Strunk**, general manager **Jon Robinson** and head coach **Mike Vrabel** were on hand for the event, while quarterback **Marcus Mariota**, tackle **Taylor Lewan**, tight end **Delanie Walker**, defensive tackle **Jurrell Casey**, outside linebacker **Brian Orakpo** and safety **Kevin Byard** walked on stage modeling different combinations of the new jerseys and pants.

Titans legends **Eddie George**, **Blaine Bishop**, **Frank Wycheck** and

**Craig Hentrich** also participated. The foursome made up the "original Titans" who donned the first Titans uniforms in a similar—only smaller—event 19 years earlier.

The Titans' new helmet is navy, a dramatic shift from their traditional white headgear. While the "fireball logo" still adorns the sides of the helmet, it is now outlined in metallic silver. The facemasks are silver as well (formerly navy).

The center stripe of the helmet as well as the shoulders of the jerseys borrow from the sword motif of the Titans' secondary logo. The pants also include a two-toned silver stripe inspired by the look of a sword and its sheath.

The primary jersey colors remain navy (home), white (away) and light blue (alternate) with pants in all three colors as well. The numbers on the jerseys now are depicted in a new custom that draws from Greek and Roman lettering. The upper right corner of each number is shaped in the same angle as the northeast corner of Tennessee.

The jerseys and pants are accented by red Nike swooshes. Additionally, three red stars are sewn into the inside back collar of the jerseys, reminiscent of the three stars on the Tennessee state flag, which symbolize West Tennessee, Middle Tennessee and East Tennessee.

While the Titans' color scheme kept the same navy, light blue, red, white and metallic silver that have been used since 1999, the new jerseys and pants also incorporate "steel grey" and "wolf grey" into the sword elements.

Earlier in the offseason, the team unveiled a new logo to commemorate its 20th season as the Titans. It features a silver number 20 in front of the team's "sword logo" and a circle of Greek key.

The 20th-season logo will be worn as a decal on the players' helmets during the 2018 campaign.



The Titans' 20th Season Logo



## TITANS UNIFORMS





## EXECUTIVE VICE PRESIDENT/GENERAL MANAGER JON ROBINSON

[Video: Jon Robinson Reviews 2018, Looks to 2019](#)

[Video: Titans Trade Up to Select Rashaan Evans](#)

[JDRF Event a Success, with Help of Titans GM Jon Robinson](#)

**Jon Robinson** was hired as Titans general manager on Jan. 14, 2016 after spending two years as director of player personnel for the Tampa Bay Buccaneers. Nearly one year later, on Jan. 5, 2017, he was promoted to executive vice president/general manager.

In his first three years on the job, the Titans finished with three consecutive 9-7 seasons. It marked the first time the organization produced at least three consecutive winning seasons since a seven-year run of winning records from 1987–1993. The Titans were one of six NFL teams to accomplish the feat from 2016–2018, joining New England, Seattle, Kansas City, Pittsburgh and Dallas. Robinson became only the second general manager in franchise history whose first three teams finished above the .500 mark, joining **Mike Holovak** (1989-91).

Robinson's work helped the team go from three wins in the season prior to his arrival (2015) to a Divisional Round playoff finish following the 2017 campaign. He became the fifth general manager in franchise history to have the team in the playoffs within his first two full seasons.

Robinson turned over more than 80 percent of the Titans roster in his first three years on the job. At the end of the 2018 campaign, 43 players on the club's 53-man roster (81.1 percent) were added after Robinson arrived in Tennessee—27 free agents, two players acquired via trade, one waiver pickup and 13 draft picks. An additional nine players he acquired (six free agents, two draft picks and one waiver claim) ended 2018 on injured reserve.

The Titans' 2018 free agent class included a pair of former New England Patriots: Pro Bowl cornerback **Malcolm Butler** and running back **Dion Lewis**. In his first season in Tennessee, Butler played in all 16 games (11 starts) and finished second on the squad with three interceptions. Lewis rushed for 517 yards and added career highs with 59 receptions and 400 receiving yards. In early August, the Titans signed former New Orleans Saints safety **Kenny Vaccaro**, who went on to start 13 games.

Robinson's 2018 draft class was comprised of four players after he used multiple trades to go up and get his targets. It included first-round linebacker **Rashaan Evans** from Alabama (22nd overall pick) and second-round outside linebacker **Harold Landry III** from Boston College (41st overall). Evans was slowed initially by an injury that caused him to miss the entire preseason, but he returned to play in 15 games with seven starts. Landry also appeared in 15 games (three starts), and his 4.5 sacks tied for third place on the Titans.

Robinson selected 23 total players in his first three drafts as general manager, and 15 of those picks remained with the club at the end of the 2018 season. During the same three years, he engineered 14 trades and made eight waiver claims (through December 2018).

During the 2017 offseason, Robinson used free agency to address needs on defense and special teams. Most notably, he spearheaded deals for cornerback **Logan Ryan** (New England), safety **Johnathan Cyprien** (Jacksonville) and special teams contributor and 2017 Pro Bowler **Brynden Trawick** (Oakland).

In the 2017 NFL Draft, Robinson spent first-round picks on wide re-



### TITANS FOOTBALL ADMINISTRATION/ PLAYER PERSONNEL STAFF

Jon Robinson . . . . .	Executive Vice President/General Manager
Vin Marino . . . . .	Vice President of Football Administration
Carly Mygrants . . .	Exec. Asst. to EVP & General Manager/Football Administration Coordinator
Ryan Cowden . . . .	Vice President of Player Personnel
Brian Gardner . . . .	Director of Pro Scouting
Jon Salge . . . . .	Director of College Scouting
Brandon Taylor . . .	National Scout
Kevin Turks . . . . .	Assistant Director of Pro Scouting
Mike Boni . . . . .	College Scout
Patrick Callaway . .	College Scout
Tom Roth . . . . .	College Scout
Wes Slay . . . . .	College Scout
Dale Thompson . . .	National College Scout
T.J. Earley . . . . .	College Scout
Casey Callahan . . .	Pro Scout
Tosin Kazeem . . . .	Scouting Coordinator
Patrick Woo . . . . .	Scouting Assistant
Rob Riederer . . . .	Scouting Assistant



ceiver **Corey Davis** (fifth overall) and cornerback **Adoree' Jackson** (18th overall). It marked the first time the franchise had a pair of first-round draft selections since 1987. Davis led the Titans in receiving in 2018 (65 receptions for 891 yards). Jackson played in all 32 games in his first two seasons, totaling a team-high 34 passes defended. He also led the team in punt returns in each of his first two campaigns. The Titans' 2017 draft haul also featured wide receiver **Taywan Taylor** and tight end **Jonnu Smith** in the third round and linebacker **Jayon Brown** in the fifth round.

In his first year as an NFL general manager, Robinson's leadership and decision-making helped the Titans triple their win total from the previous season, finishing 9-7 in 2016 after a 3-13 finish in 2015. The six-win improvement tied for the most in franchise history (1967 and 1974) and doubled the previous club benchmark for the most wins in the first year under a new general manager (three by **Bum Phillips** in 1975).

Within the first four months at his post, Robinson pulled the trigger on several key personnel decisions. On March 9, 2016, he made his first major acquisition, swapping fourth-round draft picks with the Philadelphia Eagles in exchange for running back **DeMarco Murray**. The trade provided major dividends in 2016, as Murray led the AFC and ranked third in the NFL with 1,287 rushing yards.

Around the same time, Robinson began to work the free agent market. Center **Ben Jones** and wide receiver **Rishard Matthews** highlighted the haul, and both were instrumental in helping to transform the Titans offense into the 11th-ranked unit in the NFL. Jones started all 16 games and keyed a rushing attack that ranked third in the league, while Matthews set career highs with 65 receptions (tied for the team lead), a team-high 945 receiving yards and a team-high nine touchdown receptions.

On April 14, 2016, two weeks before the NFL Draft, Robinson and the Titans dealt the first overall pick to the Los Angeles Rams in one of the biggest trades in recent NFL history. The Titans gave up the No. 1 pick and a fourth-rounder in order to receive the 15th overall pick, two second-rounders and a third-rounder in 2016, plus the Rams' first- and third-round picks in 2017. From 1990–2015, there were seven trades involving the No. 1 overall pick, but this was the first since 2004, when the San Diego Chargers selected **Eli Manning** with the first pick and dealt his rights to the New York Giants.

The Titans had their hands at one point or another on 17 selections in the 2016 draft due to five different trades (including one trade in 2015), and in the end, they ended up with a class of 10 players, including four of the top 45 picks. Robinson swung a draft-day trade with the Cleveland Browns to move back up to the eighth slot to choose Michigan State tackle **Jack Conklin**.

All 10 members of Robinson's first draft class played in at least one game in 2016. They accumulated a total of 110 games played and 38



starts, including 16 starts at right tackle by Conklin. The eighth-overall pick capped his successful rookie campaign by being named first-team All-Pro by Associated Press. Other rookies in 2016 who made significant contributions included second-round running back **Derrick Henry**, third-round safety **Kevin Byard** and fifth-round wide receiver **Tajae Sharpe**. Henry led the team in rushing in both 2017 and 2018, while Byard earned first-team All-Pro honors and a Pro Bowl berth in his second season. From 2017 through 2018, Byard's 12 interceptions led the NFL.

Robinson arrived in Tennessee with a wide range of experience from working his way up on the personnel side of the NFL. From 2014–2015, he served as director of player personnel for the Buccaneers and oversaw both college and pro departments as the team rebuilt its roster. The 2015 Buccaneers draft class made a significant impact, including four rookie starters: quarterback  **Jameis Winston**, tackle **Donovan Smith**, guard **Ali Marpet** and linebacker **Kwon Alexander**.

Prior to joining Tampa Bay, Robinson spent 12 years with the New England Patriots, including his last five years (2009-13) as the director of college scouting. In the five years heading up their college scouting, the Patriots added a number of key components to their roster that won the Super Bowl in 2014, including wide receiver **Julian Edelman**, defensive back **Devin McCourty**, tight end **Rob Gronkowski**, tackle **Nate Solder** and defensive end **Chandler Jones**. He joined the Patriots as an area scout in 2002, a role he served for four seasons. Robinson then spent two years (2006-07) as a regional scout, before being promoted to assistant director of college scouting in 2008 and then director of college scouting in 2009. In his time scouting for the Patriots the team won 10 division titles, four conference titles and two Super Bowls (2003, 2004).

Robinson played three years at Southeast Missouri State as a defensive lineman after starting his college career at the Air Force Academy. Following his college career as a player, he spent one season (1998) coaching at his alma mater and three years (1999-2001) coaching at Nicholls State.

A native of Union City, Tenn., Robinson and his wife, Jaimie, have two daughters, Taylor and Bailey.

#### Jon Robinson's Background:

**2017-18:** Tennessee Titans - Executive Vice President/General Manager

**2016:** Tennessee Titans - General Manager

**2014-15:** Tampa Bay Buccaneers - Director of Player Personnel

**2009-13:** New England Patriots - Director of College Scouting

**2008:** New England Patriots - Assistant Director of College Scouting

**2006-07:** New England Patriots - Regional Scout

**2002-05:** New England Patriots - Area Scout

**1999-01:** Nicholls State - Assistant Coach

**1998:** Southeast Missouri State - Assistant Coach

## THREE WINNING SEASONS

**Jon Robinson** constructed a roster that produced three consecutive winning seasons in Robinson's first three years on the job. The club went 9-7 in 2016, 2017 and 2018, with a postseason berth following the 2017 campaign.

Robinson became only the second general manager in franchise history whose first three teams finished above the .500 mark, joining **Mike Holovak** (1989-91).

Additionally, Robinson's .563 winning percentage qualified as the third best among the franchise's general managers in their first three seasons (minimum three seasons).

#### Highest winning percentage in a general manager's first three seasons, franchise history:

New GM	1st 3 Seasons (or fewer)	Seasons Over .500	3-Year Total			
			W	L	T	Pct
Don Suman	1961-62 (2)	2	21	6	1	.768
Mike Reinfeldt	2007-09	2	31	17	0	.646
Mike Holovak	1989-91	3	29	19	0	.604
<b>Jon Robinson</b>	<b>2016-18</b>	<b>3</b>	<b>27</b>	<b>21</b>	<b>0</b>	<b>.563</b>
Bum Phillips	1975-77	2	23	19	0	.548
Don Klosterman	1966-68	1	19	22	1	.464
Frank "Pop" Ivy	1963 (1)	0	6	8	0	.429
Floyd Reese	1994-96	0	17	31	0	.354
Ruston Webster	2012-14	0	15	33	0	.313
Sid Gillman	1973-74 (2)	0	8	20	0	.286
Carroll Martin	1964-65 (2)	0	8	20	0	.286
Ladd Herzeg	1981-83	0	10	31	0	.244
John Breen	1971-72 (2)	0	5	22	1	.196

## ROBINSON TO THE PLAYOFFS IN YEAR 2

In January 2016, Titans controlling owner **Amy Adams Strunk** hired general manager **Jon Robinson**, who helped turn the Titans into a playoff team by his second season.

Robinson became the fifth general manager in franchise history to have the team in the playoffs within his first two full seasons.

#### Titans/Oilers general managers in the playoffs within their first two full seasons:

Head Coach	First Full Season as General Manager	Postseason Berths in First Two Seasons
	2016	2017 (Year 2)
<b>Jon Robinson</b>	2016	2007, 2008 (Years 1 & 2)
Mike Reinfeldt	2007	1989, 1990 (Years 1 & 2)
Mike Holovak	1989	1967 (Year 2)
Don Klosterman	1966	1961, 1962 (Years 1 & 2)
Don Suman	1961	

## FIRST-YEAR GENERAL MANAGERS

**Jon Robinson** was the 13th general manager hired in franchise history. In his first season, he helped lead the Titans to a 9-7 record after inheriting a 3-13 squad from 2015. No new general manager for the club had ever before seen a win increase of more than three games in his first season.

Robinson's nine wins were one shy of the previous record for a first-year general manager, a mark shared by **Mike Reinfeldt** (10-6 in 2007) and **Don Suman** (10-3-1 in 1961).

#### History of Titans/Oilers new general managers and improvement in first season:

New GM	1st Season	W-L in 1st Season	Team W-L Prev. Season	Win Improvement
	2016	9-7	3-13	6
<b>Jon Robinson</b>	2016	9-7	3-13	6
Ruston Webster	2012	6-10	9-7	-3
Mike Reinfeldt	2007	10-6	8-8	2
Floyd Reese	1994	2-14	12-4	-10
Mike Holovak	1989	9-7	10-6	-1
Ladd Herzeg	1981	7-9	11-5	-4
Bum Phillips	1975	10-4	7-7	3
Sid Gillman	1973	1-13	1-13	0
John Breen	1971	4-9-1	3-10-1	1
Don Klosterman	1966	3-11	4-10	-1
Carroll Martin	1964	4-10	6-8	-2
Frank "Pop" Ivy	1963	6-8	11-3	-5
Don Suman	1961	10-3-1	10-4	0

Among the four new NFL general managers hired in 2016, Robinson led the group by leading the Titans to six more wins than the previous season.

#### New NFL general managers in 2016:

New GM	Team	Team's		Win
		2016 W-L	2015 W-L	Improvement
<b>Jon Robinson</b>	<b>Tennessee Titans</b>	<b>9-7</b>	<b>3-13</b>	<b>6</b>
Chris Grier	Miami Dolphins	10-6	6-10	4
Bob Quinn	Detroit Lions	9-7	7-9	2
Paul DePodesta*	Cleveland Browns	1-15	3-13	-2

\* Chief Strategy Officer



## FREE AGENCY UNDER ROBINSON

### 2018

<u>Free Agents Signed</u>	<u>Former Team</u>
CB Malcolm Butler	New England
WR Michael Campanaro	Baltimore
LB Will Compton	Washington
QB Blaine Gabbert	Arizona
RB Dion Lewis	New England
S Kendrick Lewis	Baltimore
DL Bennie Logan	Kansas City
G Kevin Pamphile	Tampa Bay
OL Xavier Su'a-Filo	Houston
S Kenny Vaccaro	New Orleans
WR Nick Williams	Atlanta

<u>Free Agents Lost</u>	<u>New Team</u>
DB Curtis Riley	N.Y. Giants
QB Brandon Weeden	Houston
LB Avery Williamson	N.Y. Jets
G/C Brian Schwenke	New England
WR Eric Decker	New England

### 2017

<u>Free Agents Signed</u>	<u>Former Team</u>
LB Daren Bates	Oakland
S Johnathan Cyprien	Jacksonville
WR Eric Decker	N.Y. Jets
CB Demontre Hurst	Chicago
OL Tim Lelito	New Orleans
CB Logan Ryan	New England
S Brynden Trawick	Oakland
OLB Erik Walden	Indianapolis
KR/WR Eric Weems	Atlanta
NT Sylvester Williams	Denver

<u>Free Agents Lost</u>	<u>New Team</u>
T/G Byron Bell	Dallas
CB Valentino Blake	N.Y. Giants
TE Anthony Fasano	Miami
C/G Brian Schwenke	Indianapolis (later re-signed in Tennessee)
LB Sean Spence	Indianapolis
G Chance Warmack	Philadelphia
WR Kendall Wright	Chicago

### 2016

<u>Free Agents Signed</u>	<u>Former Team</u>
CB Brice McCain	Miami
C Ben Jones	Houston
QB Matt Cassel	Dallas
WR Rishard Matthews	Miami
LB Sean Spence	Pittsburgh
CB Valentino Blake	Pittsburgh
S Rashad Johnson	Arizona

<u>Free Agents Lost</u>	<u>New Team</u>
LB Zach Brown	Buffalo
LB Steven Johnson	Pittsburgh
OL Joe Looney	Dallas
CB Coty Sensabaugh	Los Angeles

## TITANS ROSTER BREAKDOWN

On the Titans' season-ending 53-man roster (as of Dec. 30), there were 23 offensive players, 27 defensive players and three specialists. Twenty-five of the 53 players were added to the roster since the end of the 2017 campaign.

The following is a closer breakdown of the 53-man roster (as of Dec. 30, 2018):

### By Draft Round:

First Round	9
Second Round	4
Third Round	3
Fourth Round	3
Fifth Round	9
Sixth Round	2
Seventh Round	1
Undrafted	22

### Years in NFL (including 2018):

11th	2
10th	2
9th	1
8th	3
7th	4
6th	7
5th	4
4th	2
3rd	8
2nd	8
1st	4
Rookie	8

### By Age (age as of season opener on Sept. 9, 2018):

20-24	23
25-28	21
29-32	9
33+	0

### By Position:

LB	12
OL	9
WR	5
DL	5
S	5
CB	5
TE	3
RB/FB	3
Specialists	3
QB	3

### Drafted by the Titans: 17

### New players in 2018: 25

**Oldest player:** P Brett Kern (2/17/86)

**Youngest player:** OLB Harold Landry III (6/5/96)

**Tallest player:** OL Dennis Kelly (6-8)

**Shortest player:** RB Dion Lewis, WR Cameron Batson (5-8)

**Most seasons with the Titans (including 2018):** P Brett Kern (10)

**Most NFL seasons (including 2018):** LB Wesley Woodyard and P Brett Kern (11)

**States that produced the most current Titans (high school location):**  
**Georgia** - 5 (Kevin Byard, Kenneth Durden, Corey Levin, Brynden Trawick, Wesley Woodyard)

**California** - 4 (Jayon Brown, Dane Cruikshank, Matt Dickerson, Jeremy McNichols)

### University that produced the most current Titans:

**Alabama**, **Boise State**, **Missouri**, **Nebraska**, **Penn State**, **Tennessee**, **Texas**, **UCLA** and **Virginia** (tied) - 2

## FREE AGENCY PRIMER

### Q. When does the 2018 free agency signing period begin?

A. At 3:00 PM CT on Wednesday, March 13.

### Q. What are the categories of free agency?

A. Players are either "Restricted Free Agents" or "Unrestricted Free Agents." A Restricted Free Agent may be subject to a qualifying offer. A Restricted or Unrestricted Free Agent may be designated by his prior club as its Franchise Player or Transition Player.

### Q. What is the time period for free agency signings this year?

A. For Restricted Free Agents, from March 13 to April 19. For Unrestricted Free Agents who have received the "May 7" tender from their prior club, from March 13 to July 22 (or the first scheduled day of the first NFL training camp, whichever is later). For Franchise Players, from March 13 until the Tuesday following the 10th week of the regular season, November 12. For Transition Players, from March 13 until July 22. If the above-listed players do not sign by November 12, they must sit out the season.

### Q. What is permitted during the three-day negotiating period prior to the start of free agency?

A. Beginning Monday, March 11 and ending at 2:59:59 p.m. CT on Wednesday, March 13, clubs are permitted to contact, and enter into negotiations with, the certified agents of players who will become Unrestricted Free Agents upon the expiration of their 2018 player contracts at 3:00 p.m. CT on March 13. However, a contract cannot be executed with a new club until 3:00 p.m. CT on March 13.

During this negotiation period, a prospective unrestricted free agent cannot visit a club (other than the player's current club) at its permanent facility or at any other location, and no direct contact is permitted between the player and any employee or representative of a club (other than the player's current club). If a player is self-represented, clubs are prohibited from discussions with the player during the negotiating period.

Clubs (other than the player's current club) may not discuss or make any travel arrangements with prospective unrestricted free agent players, their certified agents, or anyone else associated with the player until the expiration of those players' 2018 Player Contracts at 3:00 p.m. CT on March 13.

The three-day negotiating period applies only to potential unrestricted free agents; it does not apply to players who are potential Exclusive Rights Players or Restricted Free Agents, or to players who have been designated as Franchise Players or Transition Players.

### Q. What is the difference between a restricted free agent and an unrestricted free agent?

A. In the 2019 League Year, players with three accrued seasons become Restricted Free Agents when their contracts expire at the conclusion of the 2018 League Year. Unrestricted Free Agents have completed four or more accrued seasons. An Unrestricted Free Agent is free to sign with any club with no draft choice compensation owed to his old club.

### Q. What constitutes an "accrued season"?

A. Six or more regular-season games on a club's active/inactive, reserved/injured or reserve/physically unable to perform lists.

### Q. What could restrict the ability of a Restricted Free Agent to sign with a new club?

A. If he has received a "qualifying offer" (a salary tender predetermined by the Collective Bargaining Agreement between the league and its players) from his old club. He can negotiate with any club through April 19. If the restricted free agent signs an offer sheet with a new club, his old club can match the offer and retain him because the qualifying offer entitles it to a "right of first refusal" on any offer sheet the player signs. If the old club does not match the offer, it may receive draft choice compensation depending on the amount of its qualifying offer. If an offer sheet is not executed on or before April 19, the player's negotiating rights revert exclusively to his old club. In addition, a player who would otherwise be a restricted free agent may be designated by his old club as its franchise player or transition player.

### Q. What determines an unrestricted free agent?

A. A player with four or more accrued seasons whose contract has expired. He is free to sign with any club, with no draft choice compensation owed to his old club, through July 22 (or the first scheduled day of the first NFL training camp, whichever is later). At that point, his negotiating rights revert exclusively to his old club if by May 7 the old club tendered the player a one-year contract for 110 percent of his prior year's

salary. His old club then has until the Tuesday following the 10th week of the regular season (November 12) to sign him. If he does not sign by that date, he must sit out the season. If no tender is offered by May 7, the player can be signed by any club at any time throughout the season.

### Q. What determines a franchise player?

A. The salary offer by a player's club determines what type of franchise player he is: exclusive or non-exclusive.

An "exclusive" franchise player – not free to sign with another club – is offered the greater of (i) the average of the top five salaries at the player's position for the current year as of the end of the Restricted Free Agent Signing Period; or (ii) the amount of the Required Tender for a non exclusive franchise player, as explained below.

The methodology for calculating the Required Tender for a non-exclusive franchise player is explained in Article 10, Section 2(a)(i) of the Collective Bargaining Agreement. It is known as the "Cap Percentage Average" for calculating the Required Tender for such a player: "The Nonexclusive Franchise Tender shall be a one year NFL Player Contract for (A) the average of the five largest Prior Year Salaries for players at the position . . . at which the Franchise Player participated in the most plays [formerly, "games"] during the prior League Year, which average shall be calculated by: (1) summing the amounts of the Franchise Tags for players at that position for the five preceding League Years; (2) dividing the resulting amount by the sum of the Salary Caps for the five preceding League Years . . . ; and (3) multiplying the resulting percentage by the Salary Cap for the upcoming League Year . . . (the "Cap Percentage Average") . . . ; or (B) 120% of his Prior Year Salary, whichever is greater . . ."

If a club extends a Required Tender to a non-exclusive franchise player pursuant to this section, the player shall be permitted to negotiate a player contract with any club, except that draft choice compensation of two first-round draft selections shall be made in the event he signs with a new club.

### Q. How many franchise and transition players can a team designate each season?

A. A team can designate one "franchise" player or one "transition" player among its potential restricted or unrestricted free agents.

### Q. Can a club withdraw its franchise or transition designation on a player?

A. Yes. A club can withdraw its franchise or transition designation, and the player then automatically becomes an unrestricted free agent, either immediately if the tender is withdrawn after the start of the 2019 league year, or when his 2018 contract expires if the tender is withdrawn before the start of the 2019 league year.

### Q. After withdrawing the designation, can a club then designate another player?

A. Not in the 2019 season.

### Q. Have the Titans used the franchise or transition designations recently?

A. The last Titans player to receive the franchise designation was safety **Michael Griffin** in 2012. After receiving the franchise tag, Griffin and the Titans reached a long-term contract agreement. Prior to Griffin, the Titans used the franchise designation in 2008 on defensive tackle **Albert Haynesworth** and in 2009 on tight end **Bo Scaife**. Before Haynesworth, the Titans had not applied the franchise tag to a player since **Blaine Bishop** in 1997. The transition designation has not been used by the Titans since they applied it to punter **Craig Hentrich** in 2003. The tag was removed after one week, and he was signed to a long-term contract.

### Q. What is the salary cap for 2019?

A. The NFL has not yet released the salary cap figure for 2018, but it is expected to exceed the salary cap from 2018, which was \$177.2 million per club.

### Q. When do teams have to be in compliance with the salary cap?

A. At the start of the 2019 League Year, which begins at 3:00 p.m. CT on March 13.

### Q. If a team is under the salary cap at the end of a given season, can the team carry over room to the next season?

A. Yes. A team may carry over room from one League Year to the following League Year by submitting notice to the NFL prior to 3:00 p.m. CT on the day before the team's final regular-season game indicating the amount of its remaining room that the club wishes to carry over.

### Q. What is the maximum amount of room that a club can carry over?

A. One hundred percent of its remaining room.



## 2019 NFL DRAFT IN NASHVILLE



### What You Need to Know About the NFL Draft in Nashville, from the Main Stage Location to Selection Square to the Red Carpet. The Best News? It's Free

By Jim Wyatt  
TitansOnline.com  
Jan. 30, 2019

ATLANTA – After drafts in New York City, Chicago, Philadelphia and Dallas, Nashville is up next for the 2019 NFL Draft.

And now we know much more about what the NFL and the city have planned.

First, the biggest news:

- The main NFL Draft stage will be on First and Broadway. Draft picks on the main stage will take place the evenings of April 25 (Thursday) and April 26 (Friday) and during the afternoon of April 27 (Saturday).
- Schermerhorn Symphony Center will be host to Selection Square, which features the team tables where representatives from each club will make their draft selections.
- The NFL Draft Experience, a three-day football festival, will be held in the parking lots and areas surrounding Nissan Stadium.
- The NFL Draft Red Carpet will take place on April 25 (Thursday) at The Green at Riverfront Park.
- Concerts with “high level talent” are being planned for on the main stage on Broadway all three days, and on another stage across the Cumberland River. The performers will be announced at a later date.
- Admission is free. There will be limited seating areas (and some VIP areas), but the idea is most fans can stand, and walk.
- The NFL and the city are expecting crowds approaching 300,000 for the weekend in an area organizers are calling the largest festival footprint ever for an NFL Draft.

“I think every year we have raised the bar, and I am incredibly confident that in Nashville, we’ll raise it again,” said Matt Shapiro, Vice President, Event Strategy & Integration at the National Football League. “Just how special that downtown area is, and the energy that comes on every single day of the week, it is a really exciting prospect to think about bringing the energy and excitement of our draft to an area that on its own has that level of energy and excitement. I think it has that multiplier effect that puts the draft at a level we’ve never seen before.”

Butch Spyridon, President/CEO Nashville Convention & Visitors Corp, can hardly wait.

Spyridon is scheduled to be in Atlanta today at a booth in the Super Bowl LIII Media Center, where he’ll join a team working to publicize the upcoming draft, and Nashville.

“I am extremely excited,” Spyridon said. “It will be interactive, immersive, entertaining and free. With free being the buzzword. This is that icing on the cake that says: Nashville can do this as well as anybody. That is what motivates me as much as anything – that the city can shine at the highest level.

“The campus is going to be user friendly. There’s going to be world class

entertainment, 1,000 media and three networks carrying this thing. It has everything we’ve all worked for to put Nashville on the biggest stage we can up to this point.

“Come to Nashville, and join in the party.”

Some other details about draft weekend in Nashville:

The NFL Draft Experience presented by Oikos Triple Zero will invite families and fans of all ages to enjoy a free admission, three-day football festival held surrounding Nissan Stadium. Fans can participate in interactive exhibits, immersive games, virtual reality experiences, free player autograph sessions and more.

The Draft Experience will include:

- Autograph Stage with current NFL players and NFL Legends.
- Interactive games, Play Football clinics, and PLAY 60 Zone for the smallest NFL fans.
- Photo with the Vince Lombardi Trophy.
- NFL Shop at Draft with exclusive NFL merchandise.
- Taste of Tailgate with Nashville restaurants and Bud Light Bars.
- NFL Draft Experience stage with TBD artists.

The hours of operation for the NFL Draft Experience are as follows:

- April 25 (Thursday): 12 p.m. – 10 p.m.
- April 26 (Friday): 12 p.m. – 10 p.m.
- April 27 (Saturday): 9 a.m. – 6 p.m.

Shapiro said officials from the NFL have made over a half-dozen visits to Nashville in recent months in the planning stages. Back in May, when Nashville was awarded the draft, the NFL vowed to incorporate iconic city landmarks across the Music City stretching from Lower Broadway to Nissan Stadium.

After considering several venues for the main draft stage, including Nissan Stadium and Ascend Amphitheatre, the NFL decided on a stage on Broadway and First Avenue, based in part by the success of the Titans uniform unveiling last year, Shapiro said. Fans will be able to line the streets of Broadway to watch as picks are announced.


“We saw the energy of lower Broadway (at the Titans uniform event), and thought if we could build on that momentum and do a little bit more,” Shapiro said. “We decided the most iconic way to do it was to do it at the end of lower Broadway.”

“We wanted to do the city justice and make sure it’s highlighted in the best way possible. Our feeling was there’s no better way to do it that to put that stage on lower Broadway.”

The stage will be massive, Spyridon said. While there will be some ticketing for VIPs – a limited number of Titans season tickets holders will also be selected to sit in the “Inner Circle” – “generally speaking, this is a very free, open, flowing event,” Shapiro said.



## 2019 NFL DRAFT IN NASHVILLE



The Nashville Convention & Visitors Corp, in partnership with the Titans, led the bid process for the NFL Draft on behalf of the city. The NFL announced Nashville would be the home for the draft last May.

"The NFL Draft will be one of the biggest sports events in the history of Tennessee -- another great opportunity for Nashville to welcome the world and show fans, players and media what we're all about," Nashville Mayor David Briley said. "We're looking forward to showing off our city and our unrivaled live music scene to all who attend. Events like this generate important revenues that allow us to make long-term investments that benefit all of Nashville. I'm glad the NFL agrees that our great city, which the Titans have called home for 20 years, is the perfect location to kick off its 100th season."

ESPN, ABC and NFL Network will all be set up with broadcast booths on Broadway, Spyridon said. Large viewing screens will also be arranged along lower Broadway.

In addition to the draft, the NFL is planning on a concert on the main stage on Thursday before the first round of the draft, with more shows following the draft on Friday night and Saturday. There will also be music on a stage in the parking lots of Nissan Stadium.

"Whenever we go to a city, we want to embrace what makes that city unique and special," Shapiro said. "And there was no doubt in our minds as we started to go down this path we wanted to make sure music was a central part of what we're doing. Music will be weaved throughout."

Spyridon said the performers, and more information, will be made available in the coming months.

He's already praying for good weather. He reminded the city has put on 14 celebrations on July 4th, and 10 New Year's Eve celebrations, and not canceled any.

Shapiro said Selection Square at Symphony Hall was scheduled for inside so there would be no delays, no matter the weather. Spyridon said there will

be viewing of the main hall during draft weekend, but not the entire building.

The NFL Draft returns to primetime with Round 1 on Thursday, April 25. Rounds 2 and 3 will follow on Friday, April 26, and Rounds 4-7 will conclude the event on Saturday, April 27.

"We are incredibly excited about the 2019 NFL Draft in Nashville," Shapiro said. "It was a long process to determine the ideal host city and we think we found that in Nashville, and we feel even better about that as we dig into some of the plans and lay out what the draft is going to look like."

"It will probably be the most energetic draft environment that we've had in terms of the energy that downtown Nashville already brings every day of the week. The thought of how the draft will help amplify that is incredibly exciting."

As for fans who've never attended an NFL Draft, Shapiro said there's something for everyone.

The NFL Draft has grown into one of the biggest sporting events of the year. The 2018 event set a record as the highest-rated and most-watched draft ever, eclipsing the previous record set in 2014.

With big crowds expected, parking information, ride-share dropoff locations and other details will be announced in the coming weeks, the Convention and Visitors Corp. said.

"They should expect to have a great time," he said. "And what's good about the draft is no matter what type of fan you are, whether you are a fan of the Titans, the Chiefs, the Jets, or the Seahawks -- and whether you are an incredibly avid fan who wants to know who the Titans take in the sixth round, or you're a casual fan who just wants to spend the day outside enjoying music and food and free games and activity and just follow along with the draft -- there's something for you."

"So this will be a fantastic event in a fantastic city. The draft is really all about hope for the future, so no matter where your team finished this year, the draft is Nashville is going to give you an opportunity to get right back into it."

[READ: Nashville Officials at Super Bowl LIII Spreading the Word About the City, and the 2019 NFL Draft](#)

### NFL DRAFT LOCATION HISTORY

Draft	City
1936	Philadelphia
1937	New York
1938	Chicago
1939	New York
1940	Milwaukee
1941	Washington, D.C.
1942-44	Chicago
1945-47	New York
1948	Pittsburgh
1949-50	Philadelphia
1951	Chicago
1952	New York
1953-54	Philadelphia
1955	New York
1956	Philadelphia (Rnd 1-3) Los Angeles (Rnd 4-30)
1957-61	Philadelphia
1962-64	Chicago
1965-2014	New York
2015-16	Chicago
2017	Philadelphia
2018	Dallas
2019	<b>Nashville</b>
2020	Las Vegas



## TITANS SCHEDULED TO PICK 19TH


The Titans currently own six total choices in the 84th National Football League Player Selection Meeting, which commences on April 25.

The NFL will conduct the seven-round draft in Nashville. Multiple sites downtown will be used to house various elements of the draft, including the main draft stage at First and Broadway.

Meanwhile, Titans executive vice president/general manager **Jon Robinson**, head coach **Mike Vrabel** and their staffs will be headquartered at Saint Thomas Sports Park in MetroCenter, just north of downtown.

The draft, which was held in Dallas last year and Philadelphia in 2017, will once again be set in primetime for Rounds 1-3. Round 1 will take place on Thursday, April 25, while Rounds 2-3 will be held on Friday, April 26. It will conclude on Saturday, April 27 with Rounds 4-7. The current three-day format was unveiled for the first time in 2010.

The entire draft is scheduled to be televised by ABC, NFL Network, ESPN and ESPN Deportes.



### SIX PICKS

The Titans possess six of their original seven selections in the draft. They have one pick in every round except for the sixth round, having surrendered that choice in the 2018 trade with the Baltimore Ravens for outside linebacker **Kamalei Correa**.

The Titans ended up picking only four players in 2018 as a result of multiple trades.

Additionally, the NFL will award a total of 32 compensatory picks to teams in Rounds 3-7, based on net unrestricted free agency losses in 2018. The NFL typically announces the compensatory picks in March.

2019 TITANS DRAFT PICKS	
ROUND	OVERALL
1	19
2	51
3	82
4	TBD
5	TBD
6 *	TBD
7	TBD

\* Traded to Baltimore

### THE 19TH PICK

In determining draft order, non-playoff clubs select first through 20th, according to the reverse order of their standing (i.e., the team with the worst record receives the first pick, the team with the second-worst record receives the second pick, etc.). Playoff teams select 21st through 32nd based on their level of advancement in the postseason.

The Titans owned the second-best record of any non-playoff team behind the Pittsburgh Steelers (9-6-1). That earned the Titans the 19th overall pick and the 19th slot in each round.

The only other occasion in franchise history the Titans used the 19th overall pick was 2007, when they took University of Texas safety **Michael Griffin**. Griffin would eventually play nine seasons and 141 total games with the Titans. He was named to a pair of Pro Bowls and finished his career tied for eighth place in franchise history with 25 interceptions.

In 52 drafts since 1967, when the NFL and AFL agreed to a "common draft," there have been 18 No. 19 overall picks (34.6 percent) that have gone on to make at least one Pro Bowl. Three No. 19 picks have entered the Pro Football Hall of Fame: defensive back **Roger Wehrli** (1969, St. Louis Cardinals), guard **Randall McDaniel** (1988, Minnesota Vikings) and wide receiver **Marvin Harrison** (1996, Indianapolis Colts).

Last year with the 19th-overall pick, the Dallas Cowboys selected linebacker **Leighton Vander Esch**, who earned Associated Press Second-Team All-Pro honors as a rookie. Other recent noteworthy 19th picks include the following: tight end **O.J. Howard** (2017, Tampa Bay Buccaneers), offensive lineman **Ja'Wuan James** (2014, Miami Dolphins), offensive lineman **Justin Pugh** (2013, New York Giants), defensive back **Prince Amukamara** (2011, New York Giants), wide receiver **Jeremy Maclin** (2009, Philadelphia Eagles), defensive back **Antonio Cromartie** (2006, San Diego Chargers), defensive lineman **Casey Hampton** (2001, Pittsburgh Steelers) and running back **Shaun Alexander** (2000, Seattle Seahawks).

### ROBINSON PREPARES FOR FOURTH DRAFT

Robinson is three years into his tenure as Titans general manager. He was named to the post on Jan. 14, 2016, and in 2017, controlling owner **Amy Adams Strunk** added executive vice president to his title.

In 2016, Robinson finished his first draft process with 10 picks after having his hands on 17 total selections at one time or another due to trades. All 10 members of the draft class appeared in at least one game for the

team, and six of them remained with the team through 2018.

Two members of the 2016 draft class have already earned Associated Press first-team All-Pro honors: first-round right tackle **Jack Conklin** as a rookie and third-round safety **Kevin Byard** in his second campaign. Byard, who led the NFL in 2017 with 10 takeaways (eight interceptions and two fumble recoveries) also was named to the Pro Bowl in 2017.

**Derrick Henry**, a second-rounder in 2016, led the Titans in rushing in both 2017 (744 yards) and 2018 (1,059 yards). He set the franchise records for most scrimmage yards in a playoff game (191 at Kansas City on Jan. 6, 2018) and most rushing yards in a game (238 vs. Jacksonville on Dec. 6, 2018).

In 2017, Robinson made a total of nine draft picks, and six of them remained with the club through 2018. The group accumulated 76 combined games and 42 starts as rookies and 90 games with 56 starts in 2018.

Wide receiver **Corey Davis** was chosen with the fifth-overall choice in 2017. While battling through multiple injuries as a rookie, he contributed 34 receptions for 375 yards and added nine receptions for 98 yards and a team-high two touchdowns during the playoffs. Then, in his second year, he led the offense in receiving with 65 catches for 891 yards and four touchdowns.

Cornerback **Adoree' Jackson**, the Titans' second first-round choice in 2017 (18th overall), started every game and ranked second in the NFL in total snaps in 2017 (1,260). In his second campaign, he posted two interceptions and was a key cog in the NFL's sixth-ranked pass defense. He also handled the vast majority of the team's return duties for his first two years.

From the same draft class as Davis and Jackson, the Titans also received significant contributions in 2017 and 2018 from third-round wide receiver **Taywan Taylor**, third-round tight end **Jonnu Smith** and fifth-round linebacker **Jayon Brown**.

Robinson's third draft class was smaller, comprised of only four players. However, three of those players were key contributors in 2018. First-round pick **Rashaan Evans** (22nd overall) played in 15 games with seven starts at inside linebacker, totaling 63 tackles. Second-round outside linebacker **Harold Landry III** also played in 15 games (three starts), posting 4.5 sacks, while fifth-round defensive back **Dane Cruikshank** became one of the team's leading special teams players in 12 contests.

## FIRST-ROUNDERS: OFFENSE OR DEFENSE?

Since the team's initial draft as a charter member of the American Football League in 1960, the Titans have made 55 first-round selections, using that pick on an offensive player 32 times and on defense 23 times.

On offense, running backs lead the list, having been chosen eight times in the first round, three of which were Heisman Trophy winners: **Billy Cannon** (1960), **Earl Campbell** (1978) and **Eddie George** (1996). The most recent was **Chris Johnson**, the 24th overall selection in 2008 who went on to rush for 1,228 yards as a rookie and eclipse 2,000 yards in his second season.

On the defensive side of the ball, linebackers have been selected the most—eight times—by the Titans in the first round. **Robert Brazile** (1975), **Lamar Lathon** (1990) and **Keith Bulluck** (2000) headline the linebackers chosen. In 2018, the Titans selected linebacker **Rashaan Evans** with their first-round pick.

### Breakdown of Titans' All-Time First-Round Picks by Position:

Offense	32	Defense	22
Running Back	8	Linebacker	8
Quarterback	6	Defensive End	6
Tackle	6	Cornerback	4
Guard	5	Defensive Tackle	4
Wide Receiver	5	Safety	1
Tight End	2		
Center	0		

In nine of the 20 drafts in the "Titans era" (since 1999), Tennessee has chosen a defensive player with its initial pick (including second-round picks in years without a first-round selection). Prior to Evans, however, the last defensive player taken with the Titans' first pick was outside linebacker/defensive end **Derrick Morgan** in 2010. In 2017, the Titans had two first-round picks and used the second one on cornerback **Adoree' Jackson**.

From 2008–2017, the trend was for the Titans to take offensive players first. That side of the ball was addressed nine times in the first round, with the selections of running back **Chris Johnson** (2008), wide receiver **Kenny Britt** (2009), quarterback **Jake Locker** (2011), wide receiver **Kendall Wright** (2012), guard **Chance Warmack** (2013), tackle **Taylor Lewan** (2014), quarterback **Marcus Mariota** (2015), tackle **Jack Conklin** (2016) and wide receiver **Corey Davis** (2017).

## 2019 NFL DRAFT FIRST-ROUND ORDER

Team	2018 Results				Schedule Strength
	W	L	T	Pct	
1. Arizona Cardinals	3	13	0	.188	.527
2. San Francisco 49ers	4	12	0	.250	.504
3. New York Jets	4	12	0	.250	.506
4. Oakland Raiders	4	12	0	.250	.547
5. Tampa Bay Buccaneers	5	11	0	.313	.523
6. New York Giants	5	11	0	.313	.527
7. Jacksonville Jaguars	5	11	0	.313	.549
8. Detroit Lions	6	10	0	.375	.504
9. Buffalo Bills	6	10	0	.375	.523
10. Denver Broncos	6	10	0	.375	.523
11. Cincinnati Bengals	6	10	0	.375	.535
12. Green Bay Packers	6	9	1	.406	.488
13. Miami Dolphins	7	9	0	.438	.469
14. Atlanta Falcons	7	9	0	.438	.482
15. Washington Redskins	7	9	0	.438	.486
16. Carolina Panthers	7	9	0	.438	.508
17. Cleveland Browns	7	8	1	.469	.516
18. Minnesota Vikings	8	7	1	.531	.504
<b>19. Tennessee Titans</b>	<b>9</b>	<b>7</b>	<b>0</b>	<b>.563</b>	<b>.520</b>
20. Pittsburgh Steelers	9	6	1	.594	.504
21. Seattle Seahawks	10	6	0	.625	.484
22. Baltimore Ravens	10	6	0	.625	.496
23. Houston Texans	11	5	0	.688	.471
24. Oakland Raiders (from Chicago)	4	12	0	.250	.547
25. Philadelphia Eagles	9	7	0	.563	.518
26. Indianapolis Colts	10	6	0	.625	.465
27. Oakland Raiders (from Dallas)	4	12	0	.250	.547
28. Los Angeles Chargers	12	4	0	.750	.477
29. Kansas City Chiefs	12	4	0	.750	.480
30. Green Bay Packers (from New Orleans)	6	9	1	.406	.488
31. Los Angeles Rams	13	3	0	.813	.480
32. New England Patriots	11	5	0	.688	.482

Order as of Feb. 5, 2019

## DAY 3 PICKS

Through the years, the Titans have found a number of "hidden gems" in the second half of the draft who have become productive players and starters. Since 1995, the franchise has found 35 regular starters (started 10 games or more in at least one season unless otherwise noted below) through the years with selections in Rounds 4-7.

In 2018, the Titans had several of their own former Day 3 picks contribute on a regular basis, including three who served as starters: defensive end **DaQuan Jones** (fourth round in 2014), linebacker **Jayon Brown** (nine starts; fifth round in 2017) and wide receiver **Tajae Sharpe** (fifth round in 2016).

**Titans with starting roles found in Rounds 4-7 since 1995 (started at least 10 games in one or more seasons, unless otherwise noted):**

Year	Player	Position	Round
1995	Michael Roan	TE	4
1995	Gary Walker	DE	5
1996	Jon Runyan	T	4
<b>1997</b>	<b>Derrick Mason</b>	<b>WR</b>	<b>4</b>
1998	Benji Olson	G	5
1998	Kevin Long	C	7
2000	Peter Sirmon	LB	4
2000	Robaire Smith	DT	6
2001	Justin McCareins	WR	4
2002	Justin Hartwig	C	6
2002	Carlos Hall	DE	7
2004	Jacob Bell	G	5
2005	Vincent Fuller*	DB	4
2005	David Stewart	T	4
2005	Roydell Williams	WR	4
2005	Bo Scaife	TE	6
2005	Reynaldo Hill	CB	7
2005	Eugene Amano	G	7
2006	Calvin Lowry	S	4
2006	Stephen Tulloch	LB	4
<b>2006</b>	<b>Cortland Finnegan</b>	<b>CB</b>	<b>7</b>
2007	Leroy Harris	G/C	4
2007	Jacob Ford*	DE	6
2008	William Hayes	DE	4
2009	Gerald McRath*	LB	4
2009	Jason McCourty	CB	6
<b>2010</b>	<b>Alterraun Verner</b>	<b>CB</b>	<b>4</b>
<b>2010</b>	<b>Marc Mariani*</b>	<b>KR/PR</b>	<b>7</b>
2011	Colin McCarthy*	LB	4
2011	Karl Klug*	DL	5
2012	Coty Sensabaugh*	CB	4
2013	Brian Schwenke	C	4
2014	DaQuan Jones	DE	4
2014	Avery Williamson	LB	5
2016	Tajae Sharpe	WR	5
2016	LeShaun Sims*	CB	5
2017	Jayon Brown*	LB	5

Pro Bowl players listed in **bold type**

\* Fuller did not start 10 games in any season but served full-time as the nickel defensive back from 2007-10; Ford did not start more than five games in a season but led the team in sacks from 2008-10; McRath was a starter at outside linebacker in 2010; Mariani was named to the Pro Bowl as a returner in 2010; McCarthy took over starting duties midway through his rookie season; Klug was not a regular starter but led the team in sacks as a rookie; Sensabaugh served full-time as the nickel defensive back in 2013 and 2014; Sims started nine total games in his first three seasons; Brown was the team's nickel linebacker from 2017-18.



## UNDRAFTED TALENT

At the conclusion of Round 7 of the draft, the Titans personnel department remains at work. At that point, general manager **Jon Robinson** and his staff along with head coach **Mike Vrabel** and his assistants begin the process of contacting undrafted players the team hopes to sign as free agents.

In 2018, the Titans signed 26 rookie free agents in the days following the draft. They finished the season with five of those players on the 53-man roster: wide receiver **Cameron Batson**, defensive end **Matt Dickerson**, outside linebacker **Sharif Finch**, defensive back **Joshua Kalu** and guard **Aaron Stinnie**. Finch played more defensive snaps (206) than any undrafted rookie for the Titans since 2005.

Three more of the team's original undrafted free agents from 2018 finished the year on the practice squad: wide receiver **Devin Ross**, safety **Damon Webb** and running back **Dalyn Dawkins**. Undrafted rookie punter/kicker **Austin Barnard** spent the entire season on injured reserve.

Additional former undrafted free agents who were originally signed by the Titans and remain with the team include long snapper **Beau Brinkley** (2012), guard **Quinton Spain** (2015) and tackle **Tyler Marz** (2016).

There are several more players with the Titans who were initially signed as undrafted free agents with other teams, including the following: punter **Brett Kern**, linebacker **Wesley Woodyard**, guard **Josh Kline**, safety **Brynden Trawick**, linebacker **Daren Bates**, linebacker **Will Compton**, cornerback **Malcolm Butler**, wide receiver/returner **Darius Jennings** and tight end **Anthony Firkser**.

At the end of the 2018 season, 25 of the team's 53 active players were undrafted.

## DRAFT PICKS BY POSITION

In 59 drafts in the history of the Titans organization, the team has drafted more offensive linemen than any other position. There have been a total of 192 tackles, guards and centers drafted, 77 more than the next highest drafted position, running back/fullback, which has had 115 players drafted by the Titans.

Below is a breakdown of the team's 811 all-time draft picks by position groups.

### Titans all-time drafts by position group:

Position Group	No. Draft Picks
1. Offensive Line	192
2. Running Back/Fullback	115
3. Defensive Backs	109
4. Linebacker	105
5. Defensive Line	90
6. Wide Receiver	85
7. Tight End	63
8. Quarterback	41
9. Kicker/Punter	11

For the past 10 years, more defensive backs (cornerbacks and safeties) have been drafted into the NFL than any other position. Among the entire 256-member 2018 NFL draft class, there were 45 defensive backs selected, one more than the 44 linebackers chosen. The last time another position group out-numbered the defensive backs was 2006, when 50 offensive linemen were chosen, versus 49 corners/safeties.

### Total number of NFL draft picks by position, 2018:

Position Group	No. Draft Picks
1. Defensive Backs	45
2. Linebacker	44
3. Defensive Line	39
4. Offensive Line	39
5. Wide Receiver	33
6. Running Back/Fullback	22
7. Tight End	14
8. Quarterback	13
9. Kicker/Punter	6
10. Long Snapper	1

## TITANS DRAFT NUMBERS

6

After trades, the total number of draft picks the Titans possess in the 2019 NFL Draft. The Titans traded a sixth-round pick to Baltimore in exchange for outside linebacker **Kamalei Correa** prior to the 2018 season.

10

First-round draft picks currently on the Titans roster.

13

Players drafted by the Titans who started at least nine games during the 2018 season.

14

Number of trades made by Titans general manager **Jon Robinson** in his first three years with the Titans (2016–2018).

18

Number of seasons, including 2019, that Titans general manager **Jon Robinson** has spent in the NFL.

19

The overall pick in the first round assigned to the Titans as a result of their 9-7 record.

20

All-time draft picks by the Titans/Oilers from the University of Texas, which is the most of any school for the team. Oklahoma is second with 15 draft picks by the team.

20

The total number of players on the final 53-man roster or injured reserve in 2018 who were drafted by the Titans.

51

The overall pick the Titans possess in the second round of this year's draft (19th pick of the second round).

82

The overall pick the Titans possess in the third round of this year's draft (19th pick of the third round).

127

The combined number of games started for the Titans in 2018 by their 2016-18 Titans draft picks.

174

Draft picks by the organization since it became the Titans in 1999.

192

The total number of offensive linemen drafted in franchise history, the highest total of any position group. Running backs/fullbacks are second with 115.

250,000

People expected to attend the NFL Draft in Nashville from April 25-27, which would make it the biggest sporting event in the history of the state of Tennessee. (source: Nashville Convention & Visitors Corp)

45 million

Estimated total television viewers of the NFL Draft in Nashville from April 25-27.

## THE TITANS AND DRAFT TRADES

More often than not in recent history, the Titans' draft is altered by at least one trade. The 2007 and 2011 drafts were the only selection processes in the last 16 years in which the Titans did not deal or acquire picks via trade.

In 2018, general manager **Jon Robinson** made a total of three trades during the draft. He traded up three spots in the first round (25th to 22nd) in order to select linebacker **Rashaan Evans**. In the second round, he traded up to grab outside linebacker **Harold Landry III**. Finally, in the fifth round, he traded up for defensive back **Dane Cruikshank**. As a result of trades, the Titans had only four picks in the draft.

Robinson has been more likely to trade in the first round than other recent Titans general managers. The team was not involved in a first-round trade from 2005 through 2015. Then, in Robinson's first year, the Titans made one of the biggest trades in franchise history. Originally the owners of the No. 1 pick, the Titans dealt the selection to the Los Angeles Rams along with a fourth-round pick (113th overall) and a sixth-rounder (177th overall). In exchange, the Titans received the 15th overall pick in the first round, two second-rounders (43rd and 45th overall), a third-rounder (76th overall) and first- and third-round picks in 2017.

### Trades involving the Titans' first-round draft pick since 1990:

	Original Round (overall)	Trade With	Compensation Received Round (overall--player selected)
2018	1 (25)	Bal	1 (22--LB Rashaan Evans)
	4 (125)		6 (215--traded)
2016-a	1 (1)	LA	1 (15--traded)
	4 (113)		2 (43--DL Austin Johnson)
	6 (177)		2 (45--RB Derrick Henry)
			3 (76--traded)
			2017 1st Round (5--WR Corey Davis)
			2017 3rd Round (100--WR Taywan Taylor)
2016-b	1 (15)	Cle	1 (8--T Jack Conklin)
	3 (76)		6 (176--traded)
	2017 2nd Round (52)		
2004	1 (27)	HOU	2 (40--TE Ben Troupe)
	5 (159)		3 (71--DT Randy Starks)
			4 (103--DE Bo Schobel)
			5 (138--G Jacob Bell)
2002	1 (14)	NYG	1 (15--DT Albert Haynesworth)
			4 (115--CB Tony Beckham)
2001	1 (29)	STL	DE Kevin Carter
1997	1 (13)	KC	1 (18--Kenny Holmes)
	4 (110)		3 (81--T Scott Sanderson)
			4 (116--traded)
			6 (181--LB Dennis Stallings)
1996	1 (9)	OAK	1 (17--traded*)
			2 (48--G Jason Layman)
			4 (109--T Jon Runyan)
* Note: The Titans traded down from ninth to 17th and then traded with Seattle back up to 14th to select RB Eddie George.			
1993	1 (19)	PHI	1 (13--T Brad Hopkins)
	3 (75)		
1992	1 (23)	SD	DE Lee Williams
	WR Shawn Jefferson		
1991	1 (17)	NE	2 (28--DB Mike Dumas)
			4 (101--DT David Rocker)

## PICKS BY COLLEGE CONFERENCE

Since 1994, the first year of the NFL's current seven-round draft format, the Titans have selected 39 players from the Southeastern Conference, more than any other conference. The Big Ten Conference is second on the list, having sent 33 players to the organization, followed by the Pacific 12 Conference (30; formerly the Pac-10) and the Atlantic Coast Conference (22).

In 2018, the Titans selected two players from the Pac-12, taking Arizona defensive back **Dane Cruikshank** in the fifth round and Washington State quarterback **Luke Falk** in the sixth round. The remaining two players came from the SEC (Alabama linebacker **Rashaan Evans**, first round) and the ACC (Boston College outside linebacker **Harold Landry III**, second round).

### Titans picks by conference in the seven-round era (1994-present):

Conference	Titans Picks 1994-present
Southeastern Conference	39
Big Ten	33
Pac-12	30
Atlantic Coast Conference	22
Big 12	19
Big East	12
Conference USA	12
Mountain West Conference	11
Mid-American Conference	8
Western Athletic Conference	5
Big Sky Conference	4
Independent	4
Southland Conference	3
Colonial Athletic Association	2
Mid-Eastern Athletic Conference	2
Ohio Valley Conference	2
Southwestern Athletic Conference	2
Sun Belt	2

*Conferences with one player selected: Pennsylvania State Athletic Conference, Gateway Conference, Ivy League, Mid-America Intercollegiate Athletics Association, Missouri Valley Football Conference, Wisconsin Intercollegiate Athletic Conference, Southern Conference.*

Within the NFL as a whole, the SEC has produced more NFL draft picks than any other conference in 13 of the past 14 years. Last year the SEC had 53 players drafted, followed by the ACC's 45 draftees.

### Most NFL draft picks by college conference, 2018:

Conference	Total 2018 NFL Draft Choices
1. Southeastern Conference	53
2. Atlantic Coast Conference	45
3. Big Ten Conference	33
4. Pacific 12 Conference	30
5. Big 12 Conference	20
6. American Athletic Conference	18
7. Conference USA	10
8. Mountain West Conference	9
9. Mid-American Conference	5
Independent	5

### Most year-by-year NFL draft picks by college conference, 2006-18:

Year	Conference	Total NFL Draft Choices
2006	Atlantic Coast Conference	51
2007	Southeastern Conference	41
2008	Southeastern Conference	35
2009	Southeastern Conference	37
2010	Southeastern Conference	49
2011	Southeastern Conference	38
2012	Southeastern Conference	42
2013	Southeastern Conference	63
2014	Southeastern Conference	49
2015	Southeastern Conference	54
2016	Southeastern Conference	51
2017	Southeastern Conference	53
2018	Southeastern Conference	53



## LAST TIME IN A TITANS DRAFT ...

### FIRST OVERALL PICK

1978 RB Earl Campbell

### SECOND OVERALL PICK

2015 QB Marcus Mariota

### THIRD OVERALL PICK

2006 QB Vince Young

### 19TH OVERALL PICK

2007 S Michael Griffin

### TWO PICKS IN THE FIRST ROUND

2017 WR Corey Davis (5), CB Adoree' Jackson (18)

### THREE PICKS IN THE FIRST ROUND

(never)

### ZERO PICKS IN THE FIRST ROUND

2004 Traded out of the 27th position

### TWO OR MORE SECOND-ROUND PICKS

2016 (three) OLB Kevin Dodd (33), DL Austin Johnson (43), RB Derrick Henry (45)

### TWO OR MORE THIRD-ROUND PICKS

2017 WR Taywan Taylor (72), TE Jonnu Smith (100)

### HAD THREE PICKS IN ANY ROUND

2017 (seventh round) OLB Josh Carraway, T Brad Seaton, RB Khalfani Muhammad

### HAD FOUR PICKS IN ANY ROUND

(never happened)

### HAD 10 OR MORE PICKS

2016 10 total picks

### HAD 11 OR MORE PICKS

2009 11 total picks

### HAD 12 OR MORE PICKS

2004 13 total picks

### HAD SIX OR FEWER PICKS

2018 Four total picks

### SELECTED A QUARTERBACK IN THE FIRST ROUND

2015 Marcus Mariota (2)

### SELECTED A RUNNING BACK IN THE FIRST ROUND

2008 Chris Johnson (24)

### SELECTED AN OFFENSIVE LINEMAN IN THE FIRST ROUND

2016 Jack Conklin (8)

### SELECTED A TIGHT END IN THE FIRST ROUND

1965 Lawrence Elkins (2)

### SELECTED A WIDE RECEIVER IN THE FIRST ROUND

2017 Corey Davis (5)

### SELECTED A DEFENSIVE LINEMAN IN THE FIRST ROUND

2010 Derrick Morgan (16; moved to outside linebacker in 2014)

### SELECTED A LINEBACKER IN THE FIRST ROUND

2018 Rashaan Evans (22)

### SELECTED A CORNERBACK IN THE FIRST ROUND

2017 Adoree' Jackson (18)

### SELECTED A SAFETY IN THE FIRST ROUND

2007 Michael Griffin (19)

### TRADED UP IN THE FIRST ROUND

2018 Traded with Baltimore to go from the 25th pick to the 22nd pick

### TRADED BACK IN THE FIRST ROUND

2016 Traded with the Rams to go from the first overall pick to the 15th pick

## TITANS ALL-TIME FIRST-ROUND PICKS

### First-round picks in the history of the Oilers/Titans:

Year	Pick	Player	Pos.	College
2018	22	Rashaan Evans	LB	Alabama
2017	5	Corey Davis	WR	Western Michigan
	18	Adoree' Jackson	CB	Southern California
2016	8	Jack Conklin	T	Michigan State
2015	2	Marcus Mariota	QB	Oregon
2014	11	Taylor Lewan	T	Michigan
2013	10	Chance Warmack	G	Alabama
2012	20	Kendall Wright	WR	Baylor
2011	8	Jake Locker	QB	Washington
2010	16	Derrick Morgan	DE	Georgia Tech
2009	30	Kenny Britt	WR	Rutgers
2008	24	Chris Johnson	RB	East Carolina
2007	19	Michael Griffin	DB	Texas
2006	3	Vince Young	QB	Texas
2005	6	Pacman Jones	CB	West Virginia
2004		(none)		
2003	28	Andre Woolfolk	CB	Oklahoma
2002	15	Albert Haynesworth	DT	Tennessee
2001		(none)		
2000	30	Keith Bulluck	LB	Syracuse
1999	16	Jevon Kearse	DE	Florida
1998	16	Kevin Dyson	WR	Utah
1997	18	Kenny Holmes	DE	Miami (Fla.)
1996	14	Eddie George	RB	Ohio State
1995	3	Steve McNair	QB	Alcorn State
1994	26	Henry Ford	DE	Arkansas
1993	13	Brad Hopkins	T	Illinois
1992		(none)		
1991		(none)		
1990	15	Lamar Lathon	LB	Houston
1989	23	David Williams	T	Florida
1988	22	Lorenzo White	RB	Michigan State
1987	3	Alonzo Highsmith	RB	Miami (Fla.)
	20	Haywood Jeffires	WR	NC State
1986	3	Jim Everett	QB	Purdue
1985	3	Ray Childress	DE	Texas A&M
	11	Richard Johnson	DB	Wisconsin
1984	2	Dean Steinkuhler	T	Nebraska
1983	9	Bruce Matthews	G	Southern California
1982	8	Mike Munchak	G	Penn State
1981		(none)		
1980		(none)		
1979		(none)		
1978	1	Earl Campbell	RB	Texas
1977	11	Morris Towns	T	Missouri
1976		(none)		
1975	6	Robert Brazile	LB	Jackson State
	15	Don Hardeman	RB	Tex.A&M-Kingsville
1974		(none)		
1973	1	John Matuszak	DE	Tampa
	14	George Amundson	RB	Iowa State
1972	6	Greg Sampson	DE	Stanford
1971	3	Dan Pastorini	QB	Santa Clara
1970	14	Doug Wilkerson	G	NC Central
1969	15	Ron Pritchard	LB	Arizona State
1968		(none)		
1967	5	George Webster	LB	Michigan St.
	23	Tom Regner	G	Notre Dame
1966		Tommy Nobis	LB	Texas
1965		Lawrence Elkins	TE	Baylor
1964		Scott Appleton	DT	Texas
1963		Danny Brabham	LB	Arkansas
1962		Ray Jacobs	DT	Howard Payne
1961		Mike Ditka	TE	Pittsburgh
1960		Billy Cannon	HB	LSU

## TITANS BY THE PICK

Titans' draft picks, overall selections 1-32, since 1967 (picks in Round 1 unless otherwise noted):

Pick	Year	Player	Pos	School
1.	1978	Earl Campbell	RB	Texas
	1973	John Matuszak	DE	Tampa
2.	2015	Marcus Mariota	QB	Oregon
	1984	Dean Steinkuhler	T	Nebraska
3.	2006	Vince Young	QB	Texas
	1995	Steve McNair	QB	Alcorn State
	1987	Alonzo Highsmith	RB	Miami (Fla.)
	1986	Jim Everett	QB	Purdue
	1985	Ray Childress	DE	Texas A&M
	1971	Dan Pastorini	QB	Santa Clara
4.	(none)			
5.	2017	Corey Davis	WR	Western Michigan
	1967	George Webster	LB	Michigan State
6.	2005	Adam Jones	CB	West Virginia
	1975	Robert Brazile	LB	Jackson State
	1972	Greg Sampson	DE	Stanford
7.	(none)			
8.	2016	Jack Conklin	T	Michigan State
	2011	Jake Locker	QB	Washington
	1982	Mike Munchak	G	Penn State
9.	1983	Bruce Matthews	G	Southern California
10.	2013	Chance Warmack	G	Alabama
11.	2014	Taylor Lewan	T	Michigan
	1985	Richard Johnson	DB	Wisconsin
	1977	Morris Towns	T	Missouri
12.	(none)			
13.	1993	Brad Hopkins	G	Illinois
14.	1996	Eddie George	RB	Ohio State
	1973	George Amundson	RB	Iowa State
	1970	Doug Wilkerson	G	N.C. Central
15.	2002	Albert Haynesworth	DT	Tennessee
	1990	Lamar Lathon	LB	Houston
	1975	Don Hardeman	RB	Texas A&M-Kingsville
	1969	Ron Pritchard	LB	Arizona State
16.	2010	Derrick Morgan	DE	Georgia Tech
	1999	Jevon Kearse	DE	Florida
	1998	Kevin Dyson	WR	Utah
17.	(none)			
18.	2017	Adoree' Jackson	CB	Southern California
	1997	Kenny Holmes	DE	Miami (Fla.)
19.	2007	Michael Griffin	S	Texas
20.	2012	Kendall Wright	WR	Baylor
	1987	Haywood Jeffries	WR	North Carolina St.
21.	(none)			
22.	2018	Rashaan Evans	LB	Alabama
	1988	Lorenzo White	RB	Michigan State
23.	1989	David Williams	T	Florida
24.	2008	Chris Johnson	RB	East Carolina
	1967	Tom Regner	G	Notre Dame
25.	(none)			
26.	1994	Henry Ford	DE	Arkansas
27.	(none)			
28.	2003	Andre Woolfolk	CB	Oklahoma
	1991 (Rnd 2)	Mike Dumas	DB	Indiana
29.	1984 (Rnd 2)	Doug Smith	DE	Auburn
30.	2009	Kenny Britt	WR	Rutgers
	2000	Keith Bulluck	LB	Syracuse
	1983 (Rnd 2)	Harvey Salem	T	California
31.	1979 (Rnd 2)	Mike Stensrud	DE	Iowa State
	1970 (Rnd 2)	Lee Brooks	DT	Texas
	1967 (Rnd 2)	Bob Davis	QB	Virginia
32.	(none)			

## ALL-TIME 19TH OVERALL PICKS

Players selected with the 19th overall selection in the NFL Draft in the "common draft" era (1967-present):

Year	Team	Player	Pos	College
2018	Dallas Cowboys	Leighton Vander Esch	LB	Boise State
2017	Tampa Bay Buccaneers	O.J. Howard	TE	Alabama
2016	Buffalo Bills	Shaq Lawson	DE	Clemson
2015	Cleveland Browns	Cameron Erving	T	Florida State
2014	Miami Dolphins	Ja'Wuan James	T	Tennessee
2013	New York Giants	Justin Pugh	T	Syracuse
2012	Chicago Bears	Shea McClellin	LB	Boise State
2011	New York Giants	Prince Amukamara	DB	Nebraska
2010	Atlanta Falcons	Sean Weatherspoon	LB	Missouri
2009	Philadelphia Eagles	Jeremy Maclin	WR	Missouri
2008	Carolina Panthers	Jeff Otah	T	Pittsburgh
2007	Tennessee Titans	Michael Griffin	DB	Texas
2006	San Diego Chargers	Antonio Cromartie	DB	Florida State
2005	St. Louis Rams	Alex Barron	T	Florida State
2004	Miami Dolphins	Vernon Carey	T	Miami (Fla.)
2003	Baltimore Ravens	Kyle Boller	QB	California
2002	Denver Broncos	Ashley Lelie	WR	Hawaii
2001	Pittsburgh Steelers	Casey Hampton	NT	Texas
2000	Seattle Seahawks	Shaun Alexander	RB	Alabama
1999	New York Giants	Luke Petitgout	T	Notre Dame
1998	Green Bay Packers	Vonnie Holliday	DE	North Carolina
1997	Indianapolis Colts	Tarik Glenn	T	California
1996	Indianapolis Colts	Marvin Harrison	WR	Syracuse
1995	Jacksonville Jaguars	James Stewart	RB	Tennessee
1994	Minnesota Vikings	Todd Steussie	T	California
1993	Philadelphia Eagles	Lester Holmes	G	Jackson State
1992	Atlanta Falcons	Tony Smith	RB	Southern Miss
1991	Green Bay Packers	Vinnie Clark	DB	Ohio State
1990	Green Bay Packers	Darrell Thompson	RB	Minnesota
1989	New Orleans Saints	Wayne Martin	DE	Arkansas
1988	Minnesota Vikings	Randall McDaniel	G	Arizona State
1987	Kansas City Chiefs	Paul Palmer	RB	Temple
1986	New York Giants	Eric Dorsey	DE	Notre Dame
1985	New York Giants	George Adams	RB	Kentucky
1984	Indianapolis Colts	Ron Solt	G	Maryland
1983	Minnesota Vikings	Joey Browner	DB	USC
1982	Buffalo Bills	Perry Tuttle	WR	Clemson
1981	New England Patriots	Brian Holloway	T	Stanford
1980	Chicago Bears	Otis Wilson	LB	Louisville
1979	Los Angeles Rams	George Andrews	LB	Nebraska
1978	St. Louis Cardinals	Ken Greene	DB	Washington St.
1977	St. Louis Cardinals	Steve Pisarkiewicz	QB	Missouri
1976	Miami Dolphins	Kim Bokamper	LB	San Jose State
1975	Buffalo Bills	Tom Ruud	LB	Nebraska
1974	Oakland Raiders	Henry Lawrence	T	Florida A&M
1973	New England Patriots	Darryl Stingley	WR	Purdue
1972	San Francisco 49ers	Terry Beasley	WR	Auburn
1971	Oakland Raiders	Jack Tatum	DB	Ohio State
1970	Detroit Lions	Steve Owens	RB	Oklahoma
1969	St. Louis Cardinals	Roger Wehrli	DB	Missouri
1968	Kansas City Chiefs	Mo Moorman	G	Texas A&M
1967	Philadelphia Eagles	Harry Jones	RB	Arkansas



## FRANCHISE DRAFT PICKS BY SCHOOL

School	Picks	School	Picks	School	Picks
Texas	20	Syracuse	4	Cheyney	1
Oklahoma	15	Tennessee State	4	Concordia College (MN)	1
Alabama	14	Texas Southern	4	Connecticut	1
Auburn	14	Tulsa	4	Detroit	1
Baylor	14	Virginia	4	Drake	1
Penn State	14	Western Kentucky	4	East Texas State	1
Michigan State	13	Cincinnati	3	Eastern Michigan	1
Rice	13	East Carolina	3	Eastern New Mexico	1
Houston	12	Florida A&M	3	Eastern Washington	1
Louisiana State	12	Johnson Smith	3	Florida Atlantic	1
Southern California	12	McNeese State	3	Florida International	1
Texas A&M	12	Montana	3	George Washington	1
Miami (Fla.)	11	Morgan State	3	Hardin-Simmons	1
Mississippi	11	New Mexico	3	Howard Payne	1
Mississippi State	11	North Carolina Central	3	Idaho	1
Tennessee	11	Northern Illinois	3	Jacksonville State	1
Clemson	10	Northwestern State (La.)	3	Kalamazoo	1
Florida State	10	Rutgers	3	La Verne	1
Illinois	10	Southwest Texas State	3	Lake Forest	1
Northwestern	10	Stephen F. Austin	3	Maryland-Eastern Shore	1
Purdue	10	Virginia Tech	3	Massachusetts	1
Stanford	10	West Texas State	3	McMurry	1
Wisconsin	10	Abilene Christian	2	Minnesota State-Mankato	1
Florida	9	Alabama State	2	Minnesota-Duluth	1
Georgia	9	Ball State	2	Morningside	1
Missouri	9	Bowling Green	2	North Dakota	1
Notre Dame	9	California-Davis	2	North Dakota State	1
Pittsburgh	9	Chattanooga	2	Northeast Louisiana	1
Texas Christian	9	Duke	2	Northeast Missouri	1
Arizona	8	Humboldt State	2	Northeast Oklahoma	1
Grambling State	8	Indiana	2	Northern Colorado	1
Miami (Ohio)	8	Kansas State	2	Northern Iowa	1
Michigan	8	Kent State	2	Northwest Missouri State	1
Nebraska	8	Lincoln	2	New Mexico Highlands	1
Utah	8	Marquette	2	Nevada	1
West Virginia	8	Memphis State	2	Oregon State	1
California	7	Middle Tennessee State	2	Ottawa	1
Iowa	7	Mississippi Southern	2	Pacific West	1
Ohio State	7	Nicholls State	2	Panhandle A&M	1
Oklahoma State	7	North Carolina A&T	2	Pepperdine	1
UCLA	7	North Texas State	2	Portland State	1
Alcorn State	6	Northern Arizona	2	Richmond	1
Georgia Tech	6	Southwest Missouri	2	Sam Houston State	1
Kansas	6	Samford	2	Santa Clara	1
Kentucky	6	South Carolina State	2	Shepherd	1
North Carolina	6	South Dakota State	2	Simpson	1
North Carolina State	6	Southern	2	Southeast Louisiana	1
Oregon	6	Texas A&M-Kingsville	2	Southeast Missouri State	1
South Carolina	6	Toledo	2	Southern Illinois	1
Southern Methodist	6	Troy State	2	Southern Utah	1
Southern Miss	6	Texas-El Paso	2	St. Ambrose	1
Utah State	6	Wake Forest	2	Tampa	1
Washington	6	Wyoming	2	Temple	1
Arkansas	5	Air Force	1	Texas A&I	1
Fresno State	5	Akron	1	Vanderbilt	1
Hawaii	5	Alabama-Birmingham	1	Villanova	1
Iowa State	5	Angelo State	1	Virginia State	1
Jackson State	5	Arkansas AM&N	1	Washburn	1
Louisiana Tech	5	Arkansas Tech	1	Washington (Mo.)	1
Louisville	5	Augustana	1	West Texas State	1
Minnesota	5	Austin Peay	1	West Virginia State	1
New Mexico State	5	Bemidji State	1	West Virginia Tech	1
Texas Tech	5	Benedict	1	Western Michigan	1
Tulane	5	Bishop	1	Whittier	1
Washington State	5	Boise State	1	Widener	1
Arizona State	4	Boston University	1	Wiley	1
Boston College	4	Brown	1	William & Mary	1
Brigham Young	4	Cal State-Chico	1	Winston-Salem State	1
Colorado	4	California-Berkley	1	Wisconsin-Oshkosh	1
Colorado State	4	California, Pa.	1	Wisconsin-Stout	1
Lamar	4	Cameron	1		
Maryland	4	Central Arkansas	1		
Prairie View	4	Central Florida	1		

## RECENT TITANS DRAFTS

## 2018

Rd.	Pick	Player	Pos.	College
1a	22	Rashaan Evans	LB	Alabama
1b	25	(traded to Baltimore)		
2a	41	Harold Landry III	OLB	Boston College
2b	57	(traded to Oakland)		
3	89	(traded to Oakland)		
4	125	(traded to Baltimore)		
5a	152	Dane Cruikshank	DB	Arizona
5b	162	(traded to Baltimore)		
6a	199	Luke Falk	QB	Washington State
6b	215	(acquired from Baltimore and traded back to Baltimore)		
7	243	(traded to Kansas City)		

## 2018 Draft Notes

- 1a, 6b – Picks acquired in a trade with Baltimore for 1b and 4 (6b later traded back to Baltimore)
- 2a – Pick acquired in a trade with Oakland for 2b and 3
- 5a – Pick acquired in a trade with Baltimore for 5b and 6b (6b originally traded from Baltimore to Tennessee before being traded back to Baltimore)
- 7 – Pick traded to Kansas City in 2017 for defensive lineman David King

## 2017

Rd.	Pick	Player	Pos.	College
1a	5	Corey Davis	WR	Western Michigan
1b	18	Adoree' Jackson	CB	Southern California
2	52	(traded to Cleveland)		
3a	72	Taywan Taylor	WR	Western Kentucky
3b	83	(traded to New England)		
3c	100	Jonnu Smith	TE	Florida International
4	124	(Traded to New England)		
5a	155	Jayon Brown	LB	UCLA
5b	164	(Traded to Philadelphia)		
6a	200	(Traded to N.Y. Giants)		
6b	203	(Traded to Denver)		
6c	207	(Traded to Cincinnati)		
6d	214	(Traded to Philadelphia)		
6e	217	Corey Levin	OL	Chattanooga
7a	227	Josh Carraway	OLB	Texas Christian
7b	236	Brad Seaton	T	Villanova
7c	241	Khalfani Muhammad	RB	California

## 2017 Draft Notes

- 2 – Pick traded to Cleveland during 2016 draft (see 2016, 1b)
- 3a, 6a – Picks acquired in a trade with New England for 3b and 4
- 3c – Compensatory selection; acquired in a trade with the Los Angeles Rams during the 2016 draft (see 2016, 1a)
- 5a – Pick acquired in a trade with Philadelphia for 5b, 6d
- 6b – Pick traded to Denver during 2016 draft (see 2016, 5b)
- 6c, 7c – Picks acquired in a trade with the N.Y. Giants for 6a
- 6d – Pick acquired in a trade with Atlanta in 2015 (see 2016, 6c)
- 6e, 7a – Picks acquired in a trade with Cincinnati for 6c

## 2016

Rd.	Pick	Player	Pos.	College
1a	1	(traded to Los Angeles)		
1b	8	Jack Conklin	T	Michigan State
1c	15	(traded to Cleveland)		
2a	33	Kevin Dodd	OLB	Clemson
2b	43	Austin Johnson	DL	Penn State
2c	45	Derrick Henry	RB	Alabama
3a	64	Kevin Byard	S	Middle TN State
3b	76	(traded to Cleveland)		
4a	100	(traded to Philadelphia)		
4b	113	(traded to Los Angeles)		
5a	140	Tajae Sharpe	WR	Massachusetts
5b	157	LeShaun Sims	CB	Southern Utah
6a	176	(traded to Denver)		
6b	177	(traded to Los Angeles)		
6c	193	Sebastian Tretola	G	Arkansas

7a	222	Aaron Wallace	OLB	UCLA
7b	253	Kalan Reed	CB	Southern Miss

## 2016 Draft Notes

- 1b, 6a – Picks acquired in a trade with Cleveland for 1c, 3b and a 2017 second-round choice
- 1c, 2b, 2c, 3b – Picks and 2017 first-round and third-round choices acquired in a trade with Los Angeles for 1a, 4b and 6b
- 4b – Pick acquired in a trade with Philadelphia for 4a and RB DeMarco Murray
- 5b, 7b – Picks acquired in a trade with Denver for 6a and a 2017 sixth-round choice
- 6c – Pick and a 2017 sixth-round choice acquired in 2015 from Atlanta for G Andy Levitre.

## 2015

Rd.	Pick	Player	Pos.	College
1	2	Marcus Mariota	QB	Oregon
2a	33	(traded to New York Giants)		
2b	40	Dorial Green-Beckham	WR	Oklahoma
3	66	Jeremiah Poutasi	OL	Utah
4a	100	Angelo Blackson	DE	Auburn
4b	108	Jalston Fowler	FB	Alabama
5	138	David Cobb	RB	Minnesota
6a	177	Deiontrez Mount	OLB	Louisville
6b	208	Andy Gallik	C	Boston College
7a	219	(traded to New England)		
7b	245	Tre McBride	WR	William & Mary

## 2015 Draft Notes

- 2b, 4b, 7b – Picks acquired from New York Giants for 2a.
- 6b – Pick acquired in 2014 from New England for LB Akeem Ayers and 7a.

## 2014

Rd.	Pick	Player	Pos.	College
1	11	Taylor Lewan	T	Michigan
2a	42	(traded to Philadelphia)		
2b	54	Bishop Sankey	RB	Washington
3	77	(traded to San Francisco)		
4a	112	DaQuan Jones	DL	Penn State
4b	122	Marqueston Huff	DB	Wyoming
5	151	Avery Williamson	LB	Kentucky
6a	178	Zach Mettenberger	QB	Louisiana State
6b	186	(traded to Washington)		
7	228	(traded to Washington)		

## 2014 Draft Notes

- 2b and 4b were acquired in trade with Philadelphia for 2a.
- 3 – Pick traded to San Francisco during 2013 draft (see 2013, 2a).
- 6a – Pick acquired in trade with Washington for 6b and 7.

## 2013

Rd.	Pick	Player	Pos.	College
1	10	Chance Warmack	G	Alabama
2a	34	Justin Hunter	WR	Tennessee
2b	40	(Traded to San Francisco)		
3a	70	Blidi Wreh-Wilson	CB	Connecticut
3b	97	Zaviar Gooden	LB	Missouri
4	107	Brian Schwenke	C	California
5	142	Lavar Edwards	DE	Louisiana State
6a	176	(Traded to Minnesota)		
6b	202	Khalid Wooten	CB	Nevada
7a	216	(Traded to San Francisco)		
7b	248	Daimion Stafford	S	Nebraska

## 2013 Draft Notes

- 2a – Pick acquired in trade with San Francisco for 2b, 7a and a third-round pick in 2014.
- 6a – Pick traded to Minnesota in 2012 for a seventh-round pick in 2012.
- 3b, 6b, 7b awarded as compensatory selections

## 2012

Rd.	Pick	Player	Pos.	College
1	20	Kendall Wright	WR	Baylor
2	52	Zach Brown	LB	North Carolina
3	82	Mike Martin	DT	Michigan
4	115	Coty Sensabaugh	CB	Clemson
5a	145	Taylor Thompson	TE	Southern Methodist
5b	155	(traded to Miami)		
6	190	Markelle Martin	S	Oklahoma State
7a	211	Scott Solomon	DE	Rice
7b	227	(traded to Miami)		

## 2012 Draft Notes

- 5a – Pick acquired in trade with Miami for 5b and 7b
- 7a – Pick acquired in trade with Minnesota for a sixth-round choice in 2013

## 2011

Rd.	Pick	Player	Pos.	College
1	8	Jake Locker	QB	Washington
2	39	Akeem Ayers	LB	UCLA
3	77	Jurrell Casey	DT	Southern California
4a	109	Colin McCarthy	LB	Miami (Fla.)
4b	130	Jamie Harper	RB	Clemson
5	142	Karl Klug	DL	Iowa
6	175	Byron Stingily	T	Louisville
7a	212	Zach Clayton	DT	Auburn
7b	251	Tommie Campbell	DB	California (Pa.)

## 2011 Draft Notes

- 4b, 7b awarded as compensatory selections

## 2010

Rd.	Pick	Player	Pos.	College
1	16	Derrick Morgan	DE	Georgia Tech
2	47	(Traded to New England)		
3a	77	Damian Williams	WR	Southern California
3b	97	Rennie Curran	LB	Georgia
4a	104	Alterraun Verner	CB	UCLA
4b	111	(Traded to Seattle)		
5	148	Robert Johnson	S	Utah
6a	176	Rusty Smith	QB	Florida Atlantic
6b	185	(Traded to Seattle)		
6c	207	Myron Rolle	S	Florida State
7a	222	Marc Mariani	WR	Montana
7b	241	David Howard	DT	Brown

## 2010 Draft Notes

- 3b, 6c, 7b Awarded as compensatory selections
- 2 – Pick traded to New England for 2009 third-round pick (see 2009 3a)
- 4a, 6a – Acquired in trade with Seattle for RB LenDale White, DT Kevin Vickerson, 4b and 6b

## 2009

Rd.	Pick	Player	Pos.	College
1	30	Kenny Britt	WR	Rutgers
2	62	Sen'Derrick Marks	DT	Auburn
3a	89	Jared Cook	TE	South Carolina
3b	94	Ryan Mouton	CB	Hawaii
4a	130	Gerald McRath	LB	Southern Miss
4b	135	Troy Kropog	T/G	Tulane
5a	166	(Traded to Dallas)		
5b	173	Javon Ringer	RB	Michigan State
6a	203	Jason McCourty	CB	Rutgers
6b	206	Dominique Edison	WR	Stephen F. Austin
7a	239	Ryan Durand	G	Syracuse
7b	242	Nick Schommer	S	North Dakota St.

## 2009 Draft Notes

- 4b, 5b, 6b, 7b awarded as compensatory selections
- 3a – Pick acquired in trade with New England for second round pick in 2010
- 5a – Pick traded to Dallas (see 2008 4c)



## 2018 TITANS DRAFT REVIEW

**LB RASHAAN EVANS** | 6-2, 232, Alabama  
1st round, 22nd overall



**Rookie Season:** As a rookie, the 2018 22nd-overall draft pick he played in 15 games with seven starts and registered 63 tackles. He added two tackles for loss, six quarterback pressures and three passes defended for the NFL's eighth-ranked defense.

**College:** In four seasons at Alabama, Evans appeared in 53 games with 14 starts. He appeared in three National Championship contests, including two victories by the Crimson Tide. His career totals included 152 tackles, 15.0 sacks, 23.5 tackles for loss, five passes defended, 19 quarterback hurries, two forced fumbles and two fumble recoveries. As a senior, he played and started 12 games and tied for the team lead with 74 tackles, while leading the team with 13 tackles for loss. He was named first-team All-American by the AFCA and Associated Press first-team All-SEC.



The 2018 Titans draft class (L to R): (front row) Dane Cruikshank, Luke Falk; (back row) Rashaan Evans, Harold Landry

**OLB HAROLD LANDRY III** | 6-2, 252, Boston College  
2nd round, 41st overall

**Rookie Season:** In 2018, Landry appeared in 15 games with three starts. He tied for third place on the Titans defense with 4.5 sacks and tied for second on the squad with 18 quarterback pressures. He had the highest rookie sack total for the Titans since Zach Brown had 5.5 sacks in 2012. His totals also included 46 tackles, two tackles for loss, two passes defended and one forced fumble.

**College:** In 46 career games playing defensive end for Boston College, Landry totaled 160 tackles, 26 sacks, 47.5 tackles for loss, seven passes defended, 10 forced fumbles, one fumble recovery and one interception. His 26 sacks were exceeded in school history by only Mathias Kiwanuka (37.5 from 2002-05). In 2016, he set a Boston College record and led the nation with 16.5 sacks, earning Associated Press second-team All-America honors. His seven forced fumbles also ranked first nationally. As a senior in 2017, he played and started eight games before a season-ending ankle injury ended his year. Despite the injury, he finished second on the team with five sacks and added 8.5 tackles for loss.

touchdown reception on a fake punt. He added a pair of tackles on defense.

**College:** In two seasons at Arizona, Cruikshank played safety, inside cornerback and outside cornerback. He started all 25 games during those two seasons and recorded 135 tackles, five interceptions, 1.5 sacks, seven tackles for loss, 17 passes defended and one forced fumble. As a senior in 2017, he was elected a team captain by his teammates and started all 13 games after switching to spur safety from cornerback. He ranked fifth on the team with 75 tackles and added 1.5 sacks, 5.5 tackles for loss, eight passes defended, one forced fumble and three interceptions for 65 yards. He attended Citrus College before transferring to Arizona.

**DB DANE CRUIKSHANK** | 6-1, 209, Arizona  
5th round, 152nd overall

**Rookie Season:** Cruikshank played in 12 games as a rookie, becoming one of the team's top special teams performers. He finished fourth on the squad with eight special teams tackles and registered a 66-yard

**QB LUKE FALK** | 6-4, 215, Washington State  
6th round, 199th overall

**Rookie Season:** Falk spent his rookie season with the Miami Dolphins after being waived by the Titans in final roster cutdowns.

**College:** During Falk's career at Washington State, he set Pac-12 and school records with 14,486 passing yards, 119 passing touchdowns and 1,404 pass completions and 2,055 pass attempts. As a senior, he led the Pac-12 in touchdown passes (30), finished second in passing yards per game (299.4), and finished third in passing yards (3,593).

## TRADES BY JON ROBINSON

Since being hired as Titans general manager in January 2016, **Jon Robinson** has engineered the following trades:

### 2018 TRADES

Trade Date/Teams	Compensation	Overall	Player Selected	Note
<b>1. April 26, 2018 (Draft Day Trade)</b>				
Tennessee Receives:	Draft Choice: Round 1, 2018	#22	LB Rashaan Evans	Pick originally from Kansas City through Buffalo
	Draft Choice: Round 6, 2018	#215	C Bradley Bozeman	Pick traded back to Baltimore
Baltimore Receives:	Draft Choice: Round 1, 2018	#25	TE Hayden Hurst	
	Draft Choice: Round 4, 2018	#125	DB Avonte Maddox	Pick traded to Philadelphia
<b>2. April 27, 2018 (Draft Day Trade)</b>				
Tennessee Receives:	Draft Choice: Round 2, 2018	#41	OLB Harold Landry III	
Oakland Receives:	Draft Choice: Round 2, 2018	#57	DT P.J. Hall	
	Draft Choice: Round 3, 2018	#89	T Joseph Noteboom	Pick traded to L.A. Rams
<b>3. April 28, 2018 (Draft Day Trade)</b>				
Tennessee Receives:	Draft Choice: Round 5, 2018	#152	DB Dane Cruikshank	
Baltimore Receives:	Draft Choice: Round 5, 2018	#162	WR Jordan Lasley	
	Draft Choice: Round 6, 2018	#215	C Bradley Bozeman	Pick originally from Baltimore
<b>4. August 28, 2018</b>				
Tennessee Receives:	Player:		LB Kamalei Correa	
Baltimore Receives:	Draft Choice: Round 6, 2019			

## TRADES BY JON ROBINSON

## 2017 TRADES

Trade Date/Teams	Compensation	Overall	Player Selected	Note
<b>1. April 28, 2017 (Draft Day Trade)</b>				
Tennessee Receives:	Draft Choice: Round 3, 2017	#72	WR Taywan Taylor	Pick originally from Carolina
	Draft Choice: Round 6, 2017	#200	T Adam Bisnowaty	Pick traded to N.Y. Giants; originally from Indianapolis
New England Receives:	Draft Choice: Round 3, 2017	#83	DE Derek Rivers	
	Draft Choice: Round 4, 2017	#124	LB Jalen Reeves-Maybin	Pick traded to Detroit
<b>2. April 29, 2017 (Draft Day Trade)</b>				
Tennessee Receives:	Draft Choice: Round 5, 2017	#155	LB Jayon Brown	
Philadelphia Receives:	Draft Choice: Round 5, 2017	#164	G Isaac Asiata	Pick traded to Miami
	Draft Choice: Round 6, 2017	#214	DT Elijah Qualls	Pick originally from Atlanta
<b>3. April 29, 2017 (Draft Day Trade)</b>				
Tennessee Receives:	Draft Choice: Round 6, 2017	#207	DB Brandon Wilson	Pick traded to Cincinnati
	Draft Choice: Round 7, 2017	#241	RB Khalfani Muhammad	
N.Y. Giants Receive:	Draft Choice: Round 6, 2017	#200	T Adam Bisnowaty	Pick originally from Indianapolis through New England
<b>4. April 29, 2017 (Draft Day Trade)</b>				
Tennessee Receives:	Draft Choice: Round 6, 2017	#217	OL Corey Levin	Compensatory pick
	Draft Choice: Round 7, 2017	#227	OLB Josh Carraway	
Cincinnati Receives:	Draft Choice: Round 6, 2017	#207	DB Brandon Wilson	Pick originally from N.Y. Giants
<b>5. Sept. 1, 2017</b>				
Tennessee Receives:	Player: DE David King			
Kansas City Receives:	Draft Choice: Round 7, 2018	#243	DB Keion Crossen	Conditional draft choice; traded to New England

## 2016 TRADES

Trade Date/Teams	Compensation	Overall	Player Selected	Note
<b>1. March 9, 2016</b>				
Tennessee Receives:	Player: RB DeMarco Murray			
	Draft Choice: Round 4, 2016	#113	LB Nick Kwiatkoski	Pick traded from Tennessee to Los Angeles to Chicago
Philadelphia Receives:	Draft Choice: Round 4, 2016	#100	QB Connor Cook	Pick traded from Philadelphia to Cleveland to Oakland
<b>2. April 14, 2016</b>				
Tennessee Receives:	Draft Choice: Round 1, 2016	#15	WR Corey Coleman	Pick traded from Tennessee to Cleveland
	Draft Choice: Round 2, 2016	#43	DL Austin Johnson	Pick originally from Philadelphia
	Draft Choice: Round 2, 2016	#45	RB Derrick Henry	
	Draft Choice: Round 3, 2016	#76	T Shon Coleman	Pick traded from Tennessee to Cleveland
	Draft Choice: Round 1, 2017	#5	WR Corey Davis	
	Draft Choice: Round 3, 2017	#100	TE Jonnu Smith	Compensatory pick
Los Angeles Receives:	Draft Choice: Round 1, 2016	#1	QB Jared Goff	
	Draft Choice: Round 4, 2016	#113	LB Nick Kwiatkoski	Pick originally from Philadelphia; traded from Los Angeles to Chicago
	Draft Choice: Round 6, 2016	#177	TE Temarrick Hemingway	
<b>3. April 28, 2016 (Draft Day Trade)</b>				
Tennessee Receives:	Draft Choice: Round 1, 2016	#8	T Jack Conklin	Pick originally from Miami through Philadelphia
	Draft Choice: Round 6, 2016	#176	RB Andy Janovich	Pick traded from Tennessee to Denver
Cleveland Receives:	Draft Choice: Round 1, 2016	#15	WR Corey Coleman	Pick originally from Los Angeles
	Draft Choice: Round 3, 2016	#76	T Shon Coleman	Pick originally from Los Angeles
	Draft Choice: Round 2, 2017	#52	QB DeShone Kizer	
<b>4. April 30, 2016 (Draft Day Trade)</b>				
Tennessee Receives:	Draft Choice: Round 5, 2016	#157	CB LeShaun Sims	Pick originally from N.Y. Jets
	Draft Choice: Round 7, 2016	#253	CB Kalan Reed	
Denver Receives:	Draft Choice: Round 6, 2016	#176	RB Andy Janovich	Pick originally from Cleveland
	Draft Choice: Round 6, 2017	#203	RB De'Angelo Henderson	
<b>5. Aug. 16, 2016</b>				
Tennessee Receives:	Player: G/T Dennis Kelly			
Philadelphia Receives:	Player: WR Dorial Green-Beckham			



## HEAD COACH MIKE VRABEL

[Click For Complete Online Bio](#)

[Video: Mike Vrabel's 2018 Season-Ending Press Conference](#)

[Video: Introducing Mike Vrabel's Second and Seven Foundation](#)

[Video: Igniting the Fire Episode 1 - Who is Mike Vrabel?](#)



**Mike Vrabel** was named head coach of the Titans on Jan. 20, 2018. He became the 19th head coach in franchise history.

In his first season as head coach, Vrabel directed the Titans to a 9-7 record. His nine wins tied for the fourth-highest total in franchise history by a first-year head coach.

With only 82 penalties enforced against the Titans in 2018, Vrabel's team led the NFL and set a franchise record (16-game season) for fewest penalties in a season. The 2018 Titans also placed third in points allowed (18.9 per game), eighth in total defense (333.4 yards per game), sixth in passing defense (216.9), second in red zone defense (44.7 percent touchdown rate) and seventh in rushing offense (126.4) in the league rankings.

Vrabel arrived in Tennessee with 18 years of NFL experience, including four seasons as a coach and 14 seasons as a player. His distinguished playing career included three Super Bowl wins (2001, 2003 and 2004), one Pro Bowl selection (2007) and an All-Pro honor (2007). Vrabel played in 206 NFL games and totaled 57 sacks, 496 tackles, 11 interceptions, 20 forced fumbles, nine fumble recoveries and 10 touchdown receptions. Additionally, his teams advanced to the playoffs eight times (20 postseason games), with Vrabel recording eight postseason sacks and two postseason touchdown receptions.

"Throughout his football career, he has played for, been mentored by and coached with successful teams and organizations," Titans controlling owner **Amy Adams Strunk** said upon announcing the hire. "He knows what it takes to reach that level of sustained success – he has seen it first-hand. We have a chance to build on the solid foundation that we established over the past couple of years, and I believe Mike is the right person to continue that progress."

"I've watched Mike Vrabel first-hand as a player," said executive vice president/general manager **Jon Robinson**, who was in New England's front office during Vrabel's time with the Patriots. "He's one of the toughest players, one of the smartest players on those New England teams. He

was a demanding teammate. He was a selfless teammate and above all for him it was always about doing what is best for the team and winning. He quickly transitioned into the coaching ranks and rose through those ranks. Mike has a great presence, excellent leadership skills, excellent knowledge of the game and I am extremely proud to be partnered with him as we, everyone in this organization, works together as a team toward our ultimate goal of bringing a championship to this great city, this great state and our outstanding fanbase."

Vrabel joined the Titans after four seasons with the Houston Texans, spending the first three seasons (2014-16) coaching linebackers and one year (2017) as the team's defensive coordinator. During his time in Houston, the Texans built one of the best defenses in the NFL and experienced tremendous success as a team – earning two division titles (2015, 2016).

Between 2014-16, the Texans defense ranked third in the NFL in yards allowed per game (319.9) and net passing yards (218.4). Houston also ranked first in third-down defense (33.6), fourth in opponent completion percentage (59.5) and sixth in points allowed per game (19.8). The 2016 defense ranked number one in the NFL, for the first time in franchise history, in yards allowed (301.3).

In 2017, his first year as a defensive coordinator, the Texans finished the campaign with 19 players on injured reserve. Despite the injuries, Vrabel led the defense to the fifth-best third-down percentage in the NFL and a franchise-record 3.97 yards per carry by opponents. Houston also had 18 different players record at least half a sack last year and 26 players tally at least one tackle for loss.

Vrabel spent his career playing and coaching with accomplished leaders, including **Bill Belichick**, **Bill Cowher**, **Romeo Crennel**, **Urban Meyer**, **Bill O'Brien** and **Todd Haley**.

"This is an incredible opportunity and one I have been preparing for my entire football life," said Vrabel. "I want to thank Amy, Jon and the entire Titans organization for putting their faith in me. I am excited to get to work and that work starts now. We want to build a culture around winning, competitiveness and toughness. Everything we do is going to be geared towards winning and being physical. We want to prepare our players so they know what to do, which will allow them to play fast and aggressive."

As the Texans linebackers coach from 2014-16, Vrabel developed several players into top-notch performers, including **Jadaveon Clowney** (Pro Bowl, 2016), **Whitney Mercilus**, **Benardrick McKinney** (second-team All-Pro, 2016) and **Brian Cushing**. The 2015 Texans defense had the top third-down defense in the NFL (28.5 percent), which was the lowest percentage in franchise history and the lowest by any NFL team since the 2003 Titans (27.7 percent). The 2015 defense also set a franchise mark for sacks in a season with 45 - 22.5 coming from Vrabel's linebacking corps.

Prior to joining the NFL coaching ranks, Vrabel transitioned immediately from an NFL player to college coach. He started as the linebacker coach at Ohio State in 2011 and coached the defensive line from 2012-2013. The 2012 Buckeyes finished the season undefeated at 12-0. He also was named Big Ten Recruiter of the Year by ESPN.com in 2012.

Vrabel was selected by the Pittsburgh Steelers in the third round (91st overall) of the 1997 NFL Draft, after his playing career at Ohio State, where he earned All-America honors and Big Ten Conference Defensive Lineman of the Year in both 1995 and 1996.

A native of Akron, Ohio, Vrabel attended Walsh Jesuit High School. He and his wife, Jennifer, have two sons: Tyler and Carter.

## TITANS 2019 COACHING STAFF

<b>Mike Vrabel</b>	Head Coach
<b>Dean Pees</b>	Defensive Coordinator
<b>Arthur Smith</b>	Offensive Coordinator
<b>Craig Aukerman</b>	Special Teams
<b>Brian Bell</b>	Strength & Conditioning Asst.
<b>Scott Booker</b>	Defensive Assistant
<b>Shane Bowen</b>	Outside Linebackers
<b>Keith Carter</b>	Offensive Line
<b>Kerry Coombs</b>	Secondary
<b>Ryan Crow</b>	Defensive Assistant
<b>Tony Dews</b>	Running Backs
<b>Todd Downing</b>	Tight Ends
<b>Matt Edwards</b>	Assistant Special Teams
<b>Chandler Henley</b>	Quality Control
<b>Tyrone McKenzie</b>	Inside Linebackers
<b>Rob Moore</b>	Wide Receivers
<b>Pat O'Hara</b>	Quarterbacks
<b>Matt Pees</b>	Quality Control
<b>Frank Piraino</b>	Strength & Conditioning
<b>Luke Steckel</b>	Offensive Assistant
<b>John Streicher</b>	Assistant to Head Coach
<b>Mike Sullivan</b>	Assistant Offensive Line
<b>Terrell Williams</b>	Defensive Line



## MIKE VRABEL AT A GLANCE

- Regular season record: 9-7
- Postseason record: 0-0
- Overall record: 9-7
- Regular season home record: 6-2
- Regular season road record: 3-5
- Year as Titans head coach: 1
- Year as NFL head coach: 1

### Mike Vrabel's Career Coaching Ledger:

Years	Team	Position
2018	Tennessee Titans	Head Coach
2017	Houston Texans	Defensive Coordinator
2014-16	Houston Texans	Linebackers Coach
2012-13	Ohio State University	Defensive Line Coach
2011	Ohio State University	Linebackers Coach

### Mike Vrabel's Career Playing Ledger:

Years	Team	Position
2009-10	Kansas City Chiefs	Linebacker
2001-08	New England Patriots	Linebacker
1997-00	Pittsburgh Steelers	Linebacker



## BELICHICK ON VRABEL

Bill Belichick on Mike Vrabel, 2/28/09:

"When Mike arrived in 2001, we knew we were adding a solid outside linebacker. But where Mike took it from there exceeded our highest hopes. Mike Vrabel epitomizes everything a coach could seek in a professional football player: toughness, intelligence, playmaking, leadership, versatility and consistency at the highest level. Behind the scenes, Mike's wit and personality is one of the things we have all enjoyed about coming to work every day. The toughest aspect of my job is the day I stop coaching people like Mike, who did everything in his power to contribute to team success. Of all the players I have coached in my career, there is nobody I enjoyed working with more than Mike."



## NINE WINS IN FIRST YEAR

The nine wins by the Titans in 2018 put **Mike Vrabel** in a select group of coaches in franchise history who have won that many games in their first full season at the helm.

Of the 19 head coaches in the organization's history, beginning in 1960, Vrabel became the eighth to reach nine wins in his first full season as head coach.

**Most regular season wins by Titans/Oilers head coaches in their first full season:**

Coach	Season	Wins	Losses	Ties
1. Frank "Pop" Ivy	1962	11	3	0
2. O.A. "Bum" Phillips	1975	10	4	0
Lou Rymkus	1960	10	4	0
4. <b>Mike Vrabel</b>	<b>2018</b>	<b>9</b>	<b>7</b>	<b>0</b>
Mike Mularkey	2016 - a	9	7	0
Mike Munchak	2011	9	7	0
Jack Pardee	1990	9	7	0
Wally Lemm	1961 - b	9	0	0
9. Jeff Fisher	1995 - c	7	9	0
Ed Biles	1981	7	9	0
Sid Gillman	1974 - d	7	7	0

Notes: Excludes the following interim seasons: a - Mularkey was named head coach for the final nine games of 2015; b - Lemm coached only the final nine games of 1961; c - Fisher was named head coach for the final six games of 1994; d - Gillman was named head coach for the final nine games of 1973.

## TITANS/OILERS HEAD COACH HISTORY

COACH	YEARS	WON	LOST	TIED	PCT.
Lou Rymkus	1960-61	12	7	1	.625
Wally Lemm	1961, 1966-70	38	40	4	.487
Frank "Pop" Ivy	1962-63	17	12	0	.586
Sammy Baugh	1964	4	10	0	.285
Hugh "Bones" Taylor	1965	4	10	0	.285
Ed Hughes	1971	4	9	1	.321
Bill Peterson	1972-73	1	18	0	.052
Sid Gillman	1973-74	8	15	0	.347
O.A. "Bum" Phillips	1975-80	59	38	0	.608
Ed Biles	1981-83	8	23	0	.258
Chuck Studley	1983	2	8	0	.200
Hugh Campbell	1984-85	8	22	0	.266
Jerry Glanville	1985-89	35	35	0	.500
Jack Pardee	1990-94	44	35	0	.556
Jeff Fisher	1994-2010	147	126	0	.538
Mike Munchak	2011-13	22	26	0	.458
Ken Whisenhunt	2014-15	3	20	0	.130
Mike Mularkey	2015-17	21	22	0	.488
<b>Mike Vrabel</b>	<b>2018</b>	<b>9</b>	<b>7</b>	<b>0</b>	<b>.563</b>

Records include postseason

## TITANS ASSISTANT COACHES

### DEAN PEES DEFENSIVE COORDINATOR

[Click For Complete Online Bio](#)

- Pees joined the Titans in 2018 with 45 previous years of coaching experience, including 14 seasons in the NFL.
- Prior to his arrival in Tennessee, Pees was with the Baltimore Ravens for eight seasons, first as linebackers coach (2010-12) and then as defensive coordinator (2012-17).
- In 2012, he helped the Ravens to a Super Bowl XLVII victory and became the eighth defensive coordinator in NFL history to reach the Super Bowl with two different teams.
- Three of his six seasons as Baltimore's defensive coordinator saw the Ravens result in top 10 rankings on defense.
- From 2004-09, Pees was with the New England Patriots as linebackers coach (2004-05) and defensive coordinator (2006-09).
- Over his four-year tenure as New England's defensive coordinator, the Patriots ranked second in the NFL in points allowed (17.3 per game).
- Pees also has 25 years of college coaching experience, including time as the head coach of Kent State (1998-2003) and as the defensive coordinator at Michigan State under head coach Nick Saban (1995-97).
- He also had stops at Notre Dame (1994), Toledo (1990-93), Navy (1987-89), Miami (Ohio) (1983-86) and Findlay (Ohio) (1979-82). He started his coaching career as a high school coach from 1973-78.
- A native of Dunkirk, Ohio, Pees graduated from Bowling Green State University.



### ARTHUR SMITH OFFENSIVE COORDINATOR

[Click For Complete Online Bio](#)

- Smith was promoted to offensive coordinator on Jan. 21, 2018 after working his way up the coaching ladder under four different head coaches during his time at the Titans.
- Seven games into the 2015 campaign, Smith was promoted from offensive assistant/tight ends to tight ends coach. From that point through 2018, the Titans ranked fifth in receiving yards by tight ends (3,779), sixth in receptions by tight ends (326), and tied for fifth in receiving touchdowns by tight ends (30).
- He was hired in 2011 as a defensive assistant/quality control coach, and from 2012-2013 he served as the offensive assistant/quality control coach.
- In 2010, he worked at Ole Miss as an administrative assistant/defensive intern and worked primarily with the linebackers.
- He spent two years (2007-2008) working for the Washington Redskins. He worked two years as defensive quality control coach after joining the organization as a college scouting assistant.
- The Memphis, Tenn., native graduated from North Carolina and played offensive line before joining the coaching staff for one season (2006) as a graduate assistant.



### CRAIG AUKERMAN SPECIAL TEAMS

[Click For Complete Online Bio](#)

- Aukerman was promoted to special teams coach in 2018. He joined the Titans in January 2017 as the assistant special teams coach.
- Prior to his arrival in Tennessee, he gained 17 years of coaching experience, including 10 seasons on the college level and seven years in the NFL.
- He spent four seasons (2013-16) with the San Diego Chargers working with their special teams, first as an assistant special teams coach (2013-15) and then as the special teams coordinator (2016).
- He also spent time in the NFL on the coaching staffs with the Jacksonville Jaguars (2011-12) and Denver Broncos (2010).
- In the college ranks, he coached at Findlay (2000), Miami (Ohio) (2001-02, 2005-08), Western Kentucky (2003-04), and Kent State (2009).
- Aukerman was a two-time NAIA All-American at the University of Findlay (Ohio), where he played defensive back and wide receiver from 1995-98.






## TITANS ASSISTANT COACHES

### BRIAN BELL STRENGTH & CONDITIONING ASSISTANT

[Click For Complete Online Bio](#)

- Bell joined the Titans in 2018 after spending three seasons with the Houston Texans as assistant strength and conditioning coach. He was a member of back-to-back AFC South Division Championships in his first two campaigns in Houston.
- Bell was an assistant strength and conditioning coach at Penn State from 2012-13 and the head football strength and conditioning coach at his high school alma mater, DeMatha Catholic, in Hyattsville, Md., from 2011-12.
- Bell was a tight end and fullback at Kent State from 2002-06. In 2007, Bell signed with the Washington Redskins as an undrafted free agent and served on the team's practice squad.



### SCOTT BOOKER DEFENSIVE ASSISTANT

[Click For Complete Online Bio](#)

- Booker joined the Titans in 2018 after spending 15 seasons in the college coaching ranks.
- He spent the 2017 season coaching safeties/special teams at Nebraska.
- Previously, Booker spent seven years (2010-16) at Notre Dame, as a tight ends/special teams coordinator (2012-16) and offensive intern (2010-11). He coached the secondary at Western Kentucky for one season (2009).
- Booker began his coaching career at his alma mater Kent State as a graduate assistant (2003-04) and secondary coach (2005-08).
- The Pittsburgh, Pa. native played collegiately under Defensive Coordinator Dean Pees at Kent State.



### SHANE BOWEN OUTSIDE LINEBACKERS

[Click For Complete Online Bio](#)

- Bowen joined the Titans in 2018 after spending two seasons (2016-17) as a defensive assistant for the Houston Texans. He arrived with nine years of coaching experience.
- In 2016, Bowen was part of a Texans staff that that produced the NFL's number one defense (yards allowed) for the first time in franchise history. In 2017, the defense ranked fifth in third-down defense and set a franchise record for yards per carry by opponents (3.97).
- He also served at Kennesaw State as linebackers coach (2013-15), at Ohio State as a defensive graduate assistant (2012). He began his coaching career as an assistant at Georgia Tech (2009-11).
- A native of Pickerington, Ohio, Bowen was a three-year letter winner at Georgia Tech as an outside linebacker.



### KEITH CARTER OFFENSIVE LINE

[Click For Complete Online Bio](#)

- Carter joined the Titans in 2018 with 13 years of prior coaching experience, including five seasons in the NFL.
- Prior to arriving in Tennessee, he spent three seasons with the Atlanta Falcons as running backs coach (2017) and assistant offensive line coach (2015-16). The 2016 Falcons offensive line protected NFL MVP Matt Ryan and paved the way for the NFL's fifth-best rushing attack while also winning the NFC Championship.
- He tallied two seasons as the offensive quality control coach for the Seattle Seahawks (2012-13).
- In the college ranks, Carter has experience as the offensive line/run game coach at San Jose State (2014), tight ends (2009) and offensive line coach (2010-11) at the University of San Diego, offensive line coach at University of the Redlands (2007-08), tight ends coach at Wagner College (2006) and as an undergraduate assistant at UCLA (2005).
- The Downingtown, Pa., native was a tight end, H-back and fullback at UCLA.



### KERRY COOMBS SECONDARY

[Click For Complete Online Bio](#)

- Coombs was hired by the Titans in 2018 to coach the defensive backs. He arrived with 35 years of prior coaching experience.
- He spent six seasons (2012-17) at Ohio State, and most recently he held the title of assistant coordinator, defense/cornerbacks/special teams coordinator for the Buckeyes.
- In 2017, the Ohio State defense ranked ninth in the NCAA in yards allowed and in 2016, the Buckeyes ranked fourth nationally with 21 interceptions, including seven returned for touchdowns.
- He spent five seasons (2007-11) coaching the defensive backs at the University of Cincinnati.
- Additionally, Coombs has 24 years of experience in the high school ranks, including 16 seasons as the head coach at Colerain High School, where he compiled a 161-34 record.
- A native of Colerain, Ohio, Coombs played on the 1980 University of Dayton Division III National Championship team.



### RYAN CROW DEFENSIVE ASSISTANT

[Click For Complete Online Bio](#)

- Crow joined the Titans in 2018 with seven previous seasons of coaching experience in the college ranks.
- Crow served as a graduate assistant at Ohio State (2017) and worked primarily with linebackers.
- Crow spent three seasons at Baldwin Wallace University as offensive coordinator/offensive line coach (2015-16) and offensive line coach (2014). He also spent three seasons at Purdue as a graduate assistant working with the offensive line (2012-13) and one season as assistant strength coach (2011).
- A native of Findlay, Ohio, Crow played linebacker at Bowling Green and earned a scholarship after initially walking on.



### TONY DEWS RUNNING BACKS

[Click For Complete Online Bio](#)

- Dewes joined the Titans in 2018 with 20 previous years of coaching in the college ranks.
- Prior to his arrival in Tennessee, Dewes coached running backs at West Virginia in 2017.
- Dewes had stints coaching wide receivers at Arizona (2012-16), tight ends at Pittsburgh (2011), wide receivers at Michigan (2008-10), wide receivers at West Virginia (2007), linebackers at UNLV (2006), special teams (2005) and tackles/tight ends (2004) at Central Michigan, defensive line at Holy Cross (2002), offensive line at California (Pa.) and defensive line at Millersville (1998). He was a graduate assistant at West Virginia from 1999-2001.
- A native of Clifton, Va., Dewes played tight end at Liberty University, where he was the team's leading receiver in both of his final two seasons.



### TODD DOWNING TIGHT ENDS

[Click For Complete Online Bio](#)

- Downing joined the Titans in 2019 with 18 years of previous NFL coaching experience.
- He spent 2018 as the tight ends coach for the Minnesota Vikings, helping Pro Bowl tight end Kyle Rudolph post the second-highest reception (64) and yardage totals (634) of his career.
- Downing spent three seasons (2015-17) with the Oakland Raiders, first as quarterbacks coach and then one season as offensive coordinator. In all three seasons with the Raiders, quarterback Derek Carr earned Pro Bowl invites.
- Downing coached the quarterbacks for one season (2014) in Buffalo and spent five seasons (2009-13) with the Detroit Lions. He originally joined the Lions as an offensive quality control coach and worked his way up to quarterbacks coach for the final three seasons.
- Downing began his NFL coaching career with the Minnesota Vikings (2001-05) and then the St. Louis Rams (2006-08).
- The Minneapolis, Minn., native attended the University of Minnesota.





## TITANS ASSISTANT COACHES

### MATT EDWARDS ASSISTANT SPECIAL TEAMS

[Click For Complete Online Bio](#)

- Edwards joined the Titans in 2018 with 15 previous years of collegiate coaching experience.
- He spent the previous four seasons (2014-17) as the defensive coordinator at Tiffin University.
- Edwards served as the defensive line/special teams coordinator at Florida Atlantic (2013), the linebackers/special teams coordinator (2012) and defensive ends coach (2011) at Miami (Ohio), and seven seasons (2004-10) at Kent State primarily coaching the defensive line. Edwards began his coaching career as linebackers coach at the College of Wooster.
- A native of Cincinnati, Ohio, Edwards played linebacker and defensive end at Miami (Ohio).



### CHANDLER HENLEY QUALITY CONTROL

[Click For Complete Online Bio](#)

- Chandler Henley joined the Titans in 2018 after spending the previous three years coaching tight ends at Yale, his alma mater.
- The 2017 Yale squad earned its first outright Ivy League title since 1980, and Henley helped starting tight end Jaeden Graham win first-team All-Ivy League honors.
- Henley spent three total seasons at Vanderbilt University, starting as an offensive/recruiting graduate assistant (2012-13) and adding assistant quarterback coach to his responsibilities in 2014.
- A native of Littleton, Colo., Henley played wide receiver for Yale (2002-06), recording 110 receptions for 1,609 yards and 11 touchdowns during his career.



### TYRONE McKENZIE INSIDE LINEBACKERS

[Click For Complete Online Bio](#)

- McKenzie joined the Titans in 2018 after spending the 2017 season as the assistant special teams coach/defensive consultant for the Los Angeles Rams. He has five seasons of previous coaching experience.
- Prior to joining the NFL coaching ranks, McKenzie spent two seasons coaching collegiately, first as an assistant defensive line/quality control coach at Stanford (2016) and as an outside linebackers/graduate assistant at Colorado (2015).
- He also has two years of high school coaching experience at Berkeley Preparatory School in Tampa, Fla.
- After being drafted by the New England Patriots in the third round (97th overall) of the 2009 NFL Draft, McKenzie spent five years as a linebacker with the Patriots (2009-10), Tampa Bay Buccaneers (2010) and Minnesota Vikings (2011-13). He was a team captain in three of his five seasons.
- A native of Tampa, Fla., McKenzie played linebacker at the University of South Florida.



### ROB MOORE WIDE RECEIVERS

[Click For Complete Online Bio](#)

- Moore joined the Titans in 2018 with 16 years of NFL experience as a player and coach.
- He spent three seasons (2015-17) as the wide receivers coach for the Oakland Raiders and one year (2014) with the Buffalo Bills.
- During his three years in Oakland, he worked with Amari Cooper and Michael Crabtree, who totaled 435 receptions, 5,556 receiving yards and 43 touchdowns in that time.
- During his one year in Buffalo, he worked with Sammy Watkins, who set franchise records for a rookie with 65 receptions for 982 yards.
- Moore also spent time coaching at Syracuse (2010-13), Phoenix (Ariz.) Junior College (2009) and Montclair (N.J.) High School (2002-03).
- A native of Hempstead, N.Y., Moore had a 12-year NFL career playing for the New York Jets (1990-94) and Arizona Cardinals (1995-2001).



### PAT O'HARA QUARTERBACKS

[Click For Complete Online Bio](#)

- O'Hara joined the Titans in 2018 after spending three seasons (2015-17) with the Houston Texans as an offensive assistant who helped coach quarterbacks. He arrived in Tennessee with 19 previous seasons of coaching experience.
- He spent 10 years coaching in the Arena Football League, including stints as a head coach for the Los Angeles Avengers (2009), Tri-Cities Fever (AF2, 2009), Orlando Predators (2010-11) and New Orleans Voo-Doo (2012-14).
- O'Hara was an offensive coordinator for the AFL's Tampa Bay Storm for three seasons (2005, 2007-08).
- A native of Santa Monica, Calif., O'Hara was a 10th round selection for the Tampa Bay Buccaneers in the 1991 NFL Draft.



### MATT PEES QUALITY CONTROL

[Click For Complete Online Bio](#)

- Pees joined the Titans in 2018 with six previous years of high school coaching experience.
- Most recently, he spent two seasons at Green Mountain (Colorado) High School as head coach (2016-17) after joining the staff as an assistant coach in 2014.
- He also spent time as a student assistant at Kent State and as an assistant coach at Ridge View (Colo.) Academy and Ridgemont (Ohio) High School.
- A native of Bowling Green, Ohio, Pees is a graduate of Metro State University in Denver, Colo.



### FRANK PIRAINO STRENGTH & CONDITIONING

[Click For Complete Online Bio](#)

- Piraino joined the Titans in 2019 after serving as head strength and conditioning coach for football at Boston College, where he spent six total seasons (2013-18).
- Piraino joined head coach Steve Addazio at Boston College after spending two seasons (2011-12) as his head strength and conditioning coach at Temple and one year as the head strength and conditioning coach for football at Marshall (2010).
- He served on the strength and conditioning staff at the University of Florida for five years (2005-09), during a stretch when Florida won a pair of national championships (2006 and 2008) under head coach Urban Meyer.
- He also spent time at Notre Dame (2004), Michigan State (2003-04) and Walsh Jesuit (Cuyahoga Falls, Ohio) High School (2000-03), as well as an internship with the Cleveland Indians (2000-01).
- Piraino graduated from the University of Akron and later earned a master's degree from Michigan State.



### LUKE STECKEL OFFENSIVE ASSISTANT

[Click For Complete Online Bio](#)

- Steckel joined the Titans in 2013 as an assistant to the head coach and was promoted to offensive assistant the following season. He also served as assistant wide receivers coach in 2017.
- He joined the Titans after spending four seasons (2009-2012) with the Cleveland Browns as the assistant to the head coach.
- He spent three seasons as a linebacker at Princeton (2004-06), where he helped lead the Tigers to an Ivy League Championship.
- He is the son of former Titans offensive coordinator Les Steckel and attended Brentwood (Tenn.) High School.



## TITANS ASSISTANT COACHES

### JOHN STREICHER ASSISTANT TO HEAD COACH

[Click For Complete Online Bio](#)

- Streicher joined the Titans in 2018 after spending the previous two years (2016-17) as Texas State's director of football operations. There he managed the day-to-day operations of the program and oversaw recruiting under Bobcats head coach Everett Withers.
- From 2014-15, Streicher served on James Madison's football staff. He was promoted to the director of football operations and player personnel in 2015 after originally joining JMU as special assistant to the head coach.
- A native of Cincinnati, Ohio, Streicher went to James Madison after spending six seasons on the football staff at Ohio State.



### MIKE SULLIVAN ASSISTANT OFFENSIVE LINE

[Click For Complete Online Bio](#)

- Sullivan completed his 15th season coaching in the NFL in 2017. His resume includes eight years as an NFL offensive line coach and four campaigns with the Titans.
- He joined the Titans in 2014 after one season as offensive line coach for the Cleveland Browns (2013).
- Sullivan spent four seasons (2009-12) as offensive line coach for the San Diego Chargers. He had two other stints with the Browns as offensive line coach (2007-08) and assistant offensive line coach (2001-04).
- He has three seasons of college experience, as offensive line coach for Western Michigan (2005-06) and as a graduate assistant for the University of Miami (Fla.) (2000).
- Sullivan began his coaching career in 1997, spending five seasons coaching in Europe.
- A native of Chicago, Ill., Sullivan played in 48 games for the Tampa Bay Buccaneers from 1992-95.



### TERRELL WILLIAMS DEFENSIVE LINE

[Click For Complete Online Bio](#)

- Williams joined the Titans in 2018 with 20 previous years of coaching experience, including six seasons in the NFL.
- He spent three seasons coaching the defensive line with the Miami Dolphins (2015-17).
- During Williams' tenure with the Dolphins, Cameron Wake tallied 29 sacks, the eighth-highest total by a player, and Ndamukong Suh posted 15.5 sacks, the eighth-highest number of sacks among defensive tackles.
- Williams also spent three seasons coaching the defensive line with the Oakland Raiders (2012-14).
- Prior to joining the NFL coaching ranks, Williams spent time at Texas A&M (2010-11), Purdue (2006-09), Akron (2004-05), Youngstown State (2002-03), North Carolina A&T (1999-2001) and Fort Scott Community College (1998).
- A native of Los Angeles, Calif., Williams played collegiately at East Carolina as a nose tackle.



## TITANS/OILERS ALL-TIME RECORD

	W	L	T
<b>Regular Season:</b>	<b>431</b>	<b>463</b>	<b>6</b>
Home	249	199	2
Road	182	264	4
As Titans (1999-present)	164	156	0
As Oilers (1960-1998)	267	307	6
<b>Postseason:</b>	<b>15</b>	<b>20</b>	<b>0</b>
Home	6	5	0
Road	9	14	0
Super Bowl (XXXIV)	0	1	0
As Titans (1999-present)	6	7	0
As Oilers (1960-1998)	9	13	0

**All-time playoff appearances by the Oilers/Titans:** 1960, 1961, 1962, 1967, 1969, 1978, 1979, 1980, 1987, 1988, 1989, 1990, 1991, 1992, 1993, 1999, 2000, 2002, 2003, 2007, 2008, 2017

**All-time division titles by the Oilers/Titans:** 1960, 1961, 1962, 1967, 1991, 1993, 2000, 2002, 2008

## NISSAN STADIUM

In 2015, the Titans and Nissan North America announced the formation of a 20-year, exclusive naming-rights partnership that rebranded Nashville's downtown stadium as Nissan Stadium.

**NISSAN  
STADIUM**

Nissan Stadium hosts all Titans home football games, Tennessee State University football games, the Music City Bowl, the CMA Music Festival and numerous other events.

The procurement of naming rights to Nissan Stadium fit the automotive company's 'Fewer, Bigger, Better' marketing strategy, which has included ongoing sponsorships of NBC's 'The Voice,' the Heisman House college football program and a major advertising presence in this year's Super Bowl. Nissan is also now the official automotive partner of the Tennessee Titans.

Nissan's ever-growing footprint in Tennessee includes vehicle and powertrain manufacturing facilities in Smyrna and Decherd respectively, along with its North American headquarters in Franklin.

The Nissan Smyrna Plant began operations in 1983 and employs more than 8,400 people. In 2014, the Smyrna plant assembled more than 648,000 vehicles, making it the highest volume automotive assembly plant in North America. Nissan also has a major manufacturing presence in Canton, Miss., along with research and development groups in California, Arizona and Michigan. In total, the company employs more than 22,000 employees in the U.S.

One component of the Titans-Nissan partnership is assisting charitable organizations throughout Middle Tennessee in an array of community outreach programs. A centerpiece of this is the annual "Taste of Titans" charitable event, for which Nissan serves as presenting sponsor. During the course of a 20-year relationship, a total of more than \$1 million resulting from these annual events is anticipated to be distributed to local non-profit organizations.

Nissan Stadium is a city-owned venue that has housed the Titans since 1999. The naming rights agreement includes the opportunity for Nissan branding on the exterior of the stadium, as well as stadium signage and other unique displays inside the stadium. LP Building Products has held the naming rights to the stadium since 2006 and that exclusivity now shifts to Nissan.

### Titans/Oilers all-time regular-season record by home venue:

Stadium	Seasons	W-L-T	Pct.
Jeppesen Stadium	1960-1964	25-11-0	.694
Rice Stadium	1965-1967	11-10-0	.524
Astrodome	1968-1996	113-103-2	.523
Liberty Bowl	1997	6-2-0	.750
Dudley Field (Vanderbilt Stadium)	1998	3-5-0	.375
<b>Nissan Stadium</b>	<b>1999-2018</b>	<b>91-69-0</b>	<b>.569</b>



## NISSAN STADIUM RECORD WHEN ...

The Titans at Nissan Stadium (1999-present):

	Games	Record	Pct.
Regular Season	160	91-69	.569
Postseason	4	2-2	.500
<b>Combined</b>	<b>164</b>	<b>93-71</b>	<b>.567</b>

Record When ...	Reg. Season	Playoffs
September	19-14	
October	19-19	
November	20-16	
December	31-19	
January	2-1	2-2
Thursday	4-2	
Friday	0-1	
Saturday	2-1	2-1
Sunday	79-62	0-1
Monday	6-3	
Against own division	38-28	0-1
Against AFC	66-54	2-2
Against NFC	25-15	
Overtime games	6-6	1-0
In primetime	11-10	
Temperature 80+	7-5	
Temperature <40	8-10	1-0
Titans score 20 points	74-28	2-0
Titans score 30 points	31-5	1-0
Titans allow <20 points	62-11	1-1
Titans allow <10 points	13-0	
Titans net 300 yards	68-42	1-2
Opponents net <300 yards	48-9	1-2
Titans commit 0 turnovers	29-7	
Titans force 2 turnovers	61-20	

## WINNING AT HOME

Since the midway point of the 2016 season, the Titans have been one of the NFL's most successful teams at home. In that time, the Titans have won 16 of their 20 games at Nissan Stadium.

The Titans won their final four home games of 2016 against the Jacksonville Jaguars, Green Bay Packers, Denver Broncos and Houston Texans. In 2017, they beat the Seattle Seahawks, Indianapolis Colts, Baltimore Ravens, Cincinnati Bengals, Texans and Jaguars at home.

In 2018, the Titans won six games and lost twice at Nissan Stadium. They beat the Texans, Philadelphia Eagles, New England Patriots, New York Jets, Jaguars and Washington Redskins.

Since the weekend of their 2016 victory over the Jaguars (Oct. 27, 2016), the Titans' .800 winning percentage in home games is the second-best mark in the NFL.

**Highest winning percentage in home games since Week 8 of 2016 (Oct. 27, 2016-present):**

Team	Wins	Losses	Ties	Win Pct
1. New England Patriots	17	3	0	0.850
2. <b>Tennessee Titans</b>	<b>16</b>	<b>4</b>	<b>0</b>	<b>0.800</b>
3. Kansas City Chiefs	16	5	0	0.762
New Orleans Saints	16	5	0	0.762
Baltimore Ravens	16	5	0	0.762
6. Dallas Cowboys	15	6	0	0.714
Philadelphia Eagles	15	6	0	0.714
8. Pittsburgh Steelers	14	6	0	0.700
9. Seattle Seahawks	14	7	0	0.667
Carolina Panthers	14	7	0	0.667
Minnesota Vikings	14	7	0	0.667



## HOME DIVISIONAL GAMES

In the last three seasons, the Titans have been one of the NFL's most successful teams facing divisional opponents at home.

Since the beginning of the 2016 campaign, the Titans are 7-2 at Nissan Stadium against the Houston Texans, Indianapolis Colts and Jacksonville Jaguars.

Only the New England Patriots (8-1), Kansas City Chiefs (8-1) and Pittsburgh Steelers (8-1) have fared better at home against divisional opponents.

**Best division winning percentage in home games from 2016-2018:**

Team	Wins	Losses	Ties	Win %
1. Pittsburgh Steelers	8	1	0	.889
New England	8	1	0	.889
Kansas City Chiefs	8	1	0	.889
4. <b>Tennessee Titans</b>	<b>7</b>	<b>2</b>	<b>0</b>	<b>.778</b>
Miami Dolphins	7	2	0	.778
Dallas Cowboys	7	2	0	.778
Atlanta Falcons	7	2	0	.778
8. Philadelphia Eagles	6	3	0	.667
New Orleans Saints	6	3	0	.667
Houston Texans	6	3	0	.667

## WINNING IN THE AFC SOUTH

From 2017 through 2018, the Titans were 8-4 in games versus AFC South opponents. Their .667 winning percentage was the best in the division during that time period.

The Titans finished the 2017 regular season with a 5-1 record in the AFC South, giving them their second-best divisional record since the formation of the AFC South in 2002. In 2018, the Titans went 3-3 within the division.

**Best division winning percentage in the AFC South from 2017-2018:**

Team	Wins	Losses	Ties	Win %
1. <b>Tennessee Titans</b>	<b>8</b>	<b>4</b>	<b>0</b>	<b>.667</b>
2. Indianapolis Colts	6	6	0	50.0
3. Houston Texans	5	7	0	41.7
Jacksonville Jaguars	5	7	0	41.7

**Best final division records for the Titans since the AFC South was formed in 2002:**

Season	Wins	Losses	Win %
1. 2002	6	0	1.000
2. 2017	5	1	.833
3. 2008	4	2	.667
2003	4	2	.667
2006	4	2	.667
2007	4	2	.667
7. 2018	3	3	.500
2011	3	3	.500



## THREE CONSECUTIVE WINNING SEASONS

In 2018, the Titans recorded their third season with a winning record in three seasons since **Jon Robinson** was hired as general manager.

In the "Titans era" (1999–present), it marks the first time the team has had three consecutive winning campaigns.

With 9-7 records in 2016, 2017 and 2018, the Titans are tied for the fifth-longest active streak of winning seasons in the NFL. Only the New England Patriots (18), Seattle Seahawks (seven), Kansas City Chiefs (six) and Pittsburgh Steelers (five) have longer streaks heading into 2019.

### Most current consecutive winning seasons:

Team	Total	Seasons
1. New England Patriots	18	2001–2018
2. Seattle Seahawks	7	2012–2018
3. Kansas City Chiefs	6	2013–2018
4. Pittsburgh Steelers	5	2014–2018
5. <b>Tennessee Titans</b>	<b>3</b>	<b>2016–2018</b>
Dallas Cowboys	3	2016–2018
7. (six tied)	2	2017–2018

## WINNING CLOSE GAMES

The Titans have been one of the NFL's most successful teams in games decided by three points or less in the recent seasons. They were 3-2 in such games in 2018.

Of all NFL games in 2016 decided by three or fewer points, or games that ended in a tie, the Titans were one of only three clubs to record at least four wins without suffering a loss. They then went 2-1 in 2017 in such contests.

### Best NFL winning percentages from 2016-18 in games decided by three points or less (regular season):

Team	Wins	Losses	Ties	Pct
1. Oakland Raiders	10	3	0	.769
2. <b>Tennessee Titans</b>	<b>9</b>	<b>3</b>	<b>0</b>	<b>.750</b>
3. Miami Dolphins	8	3	0	.727
4. Los Angeles Rams	6	3	0	.667
5. Buffalo Bills	4	2	0	.667
6. New England Patriots	4	2	0	.667
7. Pittsburgh Steelers	8	4	1	.654
8. Houston Texans	8	5	0	.615
9. Washington Redskins	5	3	1	.611
10. Dallas Cowboys	6	4	0	.600

### Titans' win-loss record in games decided by three points or less in the "Titans era" (regular season, 1999–present):

Season	Record	Season	Record	Season	Record
2018	3-2	2011	2-1	2004	1-2
2017	2-1	2010	0-3	2003	2-1
2016	4-0	2009	3-2	2002	2-2
2015	1-4	2008	2-1	2001	3-2
2014	1-3	2007	2-2	2000	4-3
2013	1-3	2006	4-3	1999	5-1
2012	3-0	2005	1-1		

## GAMES AGAINST PLAYOFF TEAMS IN 2018

In 2018, the Titans played nine total games against seven clubs that went on to make the playoffs (two games apiece versus division rivals Indianapolis and Houston). It was the highest total in the NFL.

The Titans' four wins against playoff clubs—Houston, Philadelphia, Dallas and New England—tied for the most in the league. Only New England, the Los Angeles Rams and Carolina had as many.

### Most games (regular season) against playoff teams in 2018:

Team	Games vs. Playoff Opponents
1. <b>Tennessee Titans</b>	<b>9</b>
2. Denver Broncos	8
Jacksonville Jaguars	8
New York Giants	8
Oakland Raiders	8
6. (six tied)	7

## TOP RUSHING OFFENSES, 2016-2018

Since the beginning of the 2016 season, the Titans rank fourth in the NFL in rushing offense.

In 2018, the Titans finished seventh in the NFL and third in the AFC with 126.4 rushing yards per game.

In 2016, the Titans finished third in the NFL and second in the AFC in rushing offense. They totaled 2,187 rushing yards, or an average of 136.7 rushing yards per game. It was the 12th best average in franchise history.

### Top rushing offenses (yards per game) from 2016–2018:

Team	Rushing Yards	Per Game
1. Buffalo Bills	6,631	138.1
2. Dallas Cowboys	6,529	136.0
3. Carolina Panthers	6,052	126.1
4. <b>Tennessee Titans</b>	<b>6,043</b>	<b>125.9</b>
5. New Orleans Saints	5,837	121.6
6. New England Patriots	5,798	120.8
7. Seattle Seahawks	5,780	120.4
8. Baltimore Ravens	5,760	120.0
9. Houston Texans	5,722	119.2
10. Jacksonville Jaguars	5,616	117.0

## TOP RUSHING OFFENSES IN 2018

The Titans averaged 126.4 rushing yards per game in 2018. They ranked seventh in the NFL in third in the AFC.

### Top rushing offenses (yards per game) in 2018:

Team	Rushing Yards	Per Game
1. Seattle Seahawks	2,560	160.0
2. Baltimore Ravens	2,441	152.6
3. Los Angeles Rams	2,231	139.4
4. Carolina Panthers	2,136	133.5
5. New England Patriots	2,037	127.3
6. New Orleans Saints	2,025	126.6
7. <b>Tennessee Titans</b>	<b>2,023</b>	<b>126.4</b>
8. Houston Texans	2,021	126.3
9. Buffalo Bills	1,984	124.0
10. Dallas Cowboys	1,963	122.7



## MOST RUSHING TOUCHDOWNS, 2017-18

Since the beginning of the 2017 season, the Titans have been one of the NFL's best teams in reaching the end zone on rushing attempts.

In 2017, the Titans tied for second in the NFL with 18 rushing touchdowns. Only the New Orleans Saints had more. They followed with 15 rushing touchdowns in 2018 (11th).

### Most rushing touchdowns from 2017-18:

Team	Rushing Touchdowns
1. New Orleans Saints	49
2. Los Angeles Rams	40
3. New England Patriots	34
4. <b>Tennessee Titans</b>	<b>33</b>
Baltimore Ravens	33
6. Carolina Panthers	32
7. Dallas Cowboys	31
8. Chicago Bears	29
9. Pittsburgh Steelers	28
Kansas City Chiefs	28

## TIGHT END PRODUCTION UNDER SMITH

Former Titans tight ends coach **Arthur Smith** was promoted to offensive coordinator in January 2019.

During his final season coaching the tight ends, Smith and the team were dealt a significant challenge when starter **Delanie Walker** suffered an injury in the season opener and was placed on injured reserve for the remainder of the season.

However, during the second half of 2018 the remaining Titans tight ends—including **Jonnu Smith**, **Luke Stocker**, **Anthony Firkser** and **My-Cole Pruitt**—were establishing the group as one of the league's most productive units.

From Week 9-17, the Titans tight ends' 49 total receptions tied for the fourth-highest total in the league among tight ends. Additionally, their 607 receiving yards ranked fifth, and their six touchdown receptions tied for fourth place.

### Most receptions by team tight end units in 2018 from Week 9-17:

Team	Rec	Rec Yds	Rec TD
1. Philadelphia Eagles	71	672	6
2. Kansas City Chiefs	66	764	7
3. San Francisco 49ers	55	868	4
4. <b>Tennessee Titans</b>	<b>49</b>	<b>607</b>	<b>6</b>
Oakland Raiders	49	589	7
6. Atlanta Falcons	47	424	2
New York Giants	47	642	2
8. Indianapolis Colts	46	505	9
Washington Redskins	46	504	3
Green Bay Packers	46	485	2



## TOP RATED DEFENSES IN 2018

In 2018, the Titans defense ranked eighth in the NFL, allowing an average of 333.4 yards per game. It was the unit's highest ranking since finishing seventh in overall defense in 2008.

### NFL leaders in total defense in 2018 (opponents' net yards per game):

Team	Opponent Yards/Game
1. Baltimore Ravens	292.9
2. Buffalo Bills	294.1
3. Chicago Bears	299.7
4. Minnesota Vikings	309.7
5. Jacksonville Jaguars	311.4
6. Pittsburgh Steelers	327.2
7. Dallas Cowboys	329.3
8. <b>Tennessee Titans</b>	<b>333.4</b>
9. Los Angeles Chargers	333.7
10. Detroit Lions	335.0

## PASSING DEFENSE

In 2018, the Titans defense allowed opponents to pass for an average of 216.9 net yards per game. That rated as the sixth-lowest average in the NFL.

Prior to 2018, the Titans had not ranked sixth or better in passing defense since 2000, when they led the league.

### Top passing defenses in 2018 (opponent passing yards per game):

Team	Opp. Passing Yards/Game
1. Buffalo Bills	179.2
2. Jacksonville Jaguars	194.6
3. Minnesota Vikings	196.3
4. Arizona Cardinals	203.9
5. Baltimore Ravens	210.0
6. <b>Tennessee Titans</b>	<b>216.9</b>
7. Chicago Bears	219.7
8. Detroit Lions	224.9
9. Los Angeles Chargers	227.9
10. Pittsburgh Steelers	231.1

## SCORING DEFENSE

The Titans defense allowed 18.9 points per game in 2018, which was the third-best average in the NFL. It was the Titans' lowest average points allowed since 2008 (14.6).

The Titans surrendered 21 or fewer points in 10 of their 16 games in 2018.

### Fewest points allowed per game in 2018:

Team	Points Allowed/Game
1. Chicago Bears	17.7
2. Baltimore Ravens	17.9
3. <b>Tennessee Titans</b>	<b>18.9</b>
4. Jacksonville Jaguars	19.8
5. Houston Texans	19.8
6. Dallas Cowboys	20.3
New England Patriots	20.3
8. Los Angeles Chargers	20.6
9. Minnesota Vikings	21.3
10. Indianapolis Colts	21.5

## FEWEST TOUCHDOWNS ALLOWED IN 2018

The Titans allowed their opponents to reach the end zone only 32 times in 2018, a total that ranked as the second-best in the NFL. It was the lowest total allowed by the Titans since 2010 (32).

### Fewest total touchdowns allowed in 2018:

Team	TDs Allowed
1. Chicago Bears	30
2. <b>Tennessee Titans</b>	<b>32</b>
3. Baltimore Ravens	33
4. Jacksonville Jaguars	34
Minnesota Vikings	34
6. Dallas Cowboys	35
7. Houston Texans	36
New England Patriots	36
9. Philadelphia Eagles	37
Indianapolis Colts	37

## DEFENSE IN THE RED ZONE

The Titans were one of the NFL's best teams in 2018 in limiting opponents inside the red zone. Opposing teams scored touchdowns at a rate of 44.7 percent against the Titans once they went inside Tennessee's 20-yard line. Only the Philadelphia Eagles (44.6) fared better.

### Top defenses in the red zone in 2018 (touchdown percentage):

Team	Opp. Drives	Touchdowns	TD Pct.
1. Philadelphia Eagles	56	25	44.6
2. <b>Tennessee Titans</b>	<b>47</b>	<b>21</b>	<b>44.7</b>
3. Minnesota Vikings	49	22	44.9
4. Seattle Seahawks	51	25	49.0
5. Chicago Bears	40	20	50.0
Los Angeles Chargers	50	25	50.0
7. Dallas Cowboys	49	25	51.0
8. Jacksonville Jaguars	47	24	51.1
9. Washington Redskins	52	27	51.9
10. New York Jets	59	31	52.5

## DEFENDING THE PASS IN THE RED ZONE

In 2018 the Titans ranked second in the NFL in completion percentage on opponent passes inside the red zone. The Titans' 16 opponents attempted 63 passes in the red zone and completed only 27 of them—42.9 percent. Only the Philadelphia Eagles defense's 41.1 percent rate (37 of 90) was better.

Additionally, Titans opponents combined for only a 76.7 passer rating in the red zone, the fourth-lowest number in the NFL.

### Lowest 2018 opponent completion percentage in the red zone:

Opponent	Opp. Attempts	Comp.	Pct.
1. Philadelphia Eagles	90	37	41.1
2. <b>Tennessee Titans</b>	<b>63</b>	<b>27</b>	<b>42.9</b>
Kansas City Chiefs	84	36	42.9
4. New York Jets	88	41	46.6
5. New England Patriots	76	37	48.7
6. Jacksonville Jaguars	60	30	50.0
7. Los Angeles Rams	73	37	50.7
New York Giants	71	36	50.7
Minnesota Vikings	67	34	50.7
10. Los Angeles Chargers	71	37	52.1

## DEFENSE ON THIRD DOWN

In 2018, the Titans defense allowed their opponents to convert third downs at a rate of 36.6 percent (75 of 205), which ranked 10th in the NFL.

### Top third-down defenses in 2018:

Opponent	Conversions	Attempts	Opp. 3rd Down Pct.
1. Minnesota Vikings	58	190	30.5
2. New York Jets	72	213	33.8
3. Baltimore Ravens	72	211	34.1
4. Chicago Bears	75	219	34.2
5. Seattle Seahawks	64	183	35.0
6. Philadelphia Eagles	71	201	35.3
7. Cleveland Browns	75	210	35.7
8. Buffalo Bills	74	203	36.5
Pittsburgh Steelers	72	197	36.5
10. <b>Tennessee Titans</b>	<b>75</b>	<b>205</b>	<b>36.6</b>

## DEFENSE IN THE FOURTH QUARTER

The Titans defense was arguably the best in the NFL in the fourth quarter during the 2018 season. The Titans allowed only 65.9 yards per game in the fourth quarter, which led the NFL.

### Total defense (yards per game) in the fourth quarter in 2018:

Team	Opp. Yards Per Game
1. <b>Tennessee Titans</b>	<b>65.9</b>
2. Baltimore Ravens	68.9
3. Buffalo Bills	72.9
4. Arizona Cardinals	73.6
5. Denver Broncos	74.4
6. Minnesota Vikings	75.4
7. Los Angeles Chargers	76.2
Indianapolis Colts	76.2
9. Green Bay Packers	79.9
10. Jacksonville Jaguars	80.7

There were six games in which the opposition did not score a single point in the final stanza, helping the Titans finish second in the NFL with only 62 total points allowed in the fourth quarter. The Titans defense gave up six touchdowns all season in the fourth quarter, tied with the Baltimore Ravens and Cincinnati Bengals for the lowest total in the league.

### Fewest touchdowns allowed in the fourth quarter in 2018:

Team	TDs Allowed
1. <b>Tennessee Titans</b>	<b>6</b>
Baltimore Ravens	6
Cincinnati Bengals	6
4. Denver Broncos	7
5. Arizona Cardinals	8
Indianapolis Colts	8
Houston Texans	8
8. Minnesota Vikings	9
Cleveland Browns	9
Los Angeles Rams	9

### Fewest points allowed in the fourth quarter in 2018:

Team	Points Allowed
1. Baltimore Ravens	58
2. <b>Tennessee Titans</b>	<b>62</b>
3. Denver Broncos	66
4. Houston Texans	72
5. Arizona Cardinals	80
6. Los Angeles Rams	82
7. New Orleans Saints	83
Indianapolis Colts	83
9. New England Patriots	84
Cincinnati Bengals	84



## TITANS DBs A THREAT ON THE BLITZ

The Titans defensive backs contributed nine total sacks in 2018, which was the highest total in the NFL. Cornerback **Logan Ryan** led the group with a career-high four sacks, while safety **Kevin Byard** (2.0), safety **Kenny Vaccaro** (2.0) and cornerback **Malcolm Butler** (1.0) also contributed to the total.

The nine sacks were the most by the team's defensive back group in the "Titans era" (1999–present), surpassing the eight sacks by the safeties and cornerbacks in 2014.

### Most sacks by a defensive back group in 2018:

Team	Sacks
1. Tennessee Titans	9.0
2. Minnesota Vikings	7.5
3. Arizona Cardinals	6.5
4. Chicago Bears	6.0
5. Green Bay Packers	5.5
Buffalo Bills	5.5
7. Carolina Panthers	5.0
Baltimore Ravens	5.0
Los Angeles Chargers	5.0
10. New York Jets	4.5

## TITANS LIMIT BIG PLAYS, 2017-18

Since the beginning of the 2017 season, the Titans have allowed the fourth-fewest number of 20-yard plays by opponents.

In 2017, the Titans defense allowed an NFL-low 40 total plays of 20 yards or longer. Opposing offenses had only three runs of at least 20 yards and only 37 passes of at least 20 yards. The Titans defense's 40 plays of 20-plus yards in 2017 represented the team's lowest number in the "Titans era" (1999–present).

The team's 55 such plays allowed in 2018 was the eighth-lowest total in the NFL.

### Fewest plays allowed of at least 20 yards, 2017-18:

Opponent	Rushes of 20+ Yards	Passes of 20+ Yards	Total Plays of 20+ Yards
1. Minnesota Vikings	13	78	91
Chicago Bears	16	75	91
3. Jacksonville Jaguars	17	77	94
4. Tennessee Titans	10	85	95
5. Dallas Cowboys	16	86	102
6. Buffalo Bills	26	78	104
7. Atlanta Falcons	19	89	108
8. Baltimore Ravens	18	92	110
9. Arizona Cardinals	30	81	111
10. Detroit Lions	17	95	112

## TOP RUSHING DEFENSES, 2016-2018

Since the beginning of the 2016 season, the Titans rank near the top of the NFL in rushing defense.

The 2017 Titans led the AFC and ranked fifth in the NFL in rushing defense. Their opponents averaged 88.8 rushing yards per game.

In 2016, the Titans finished second in the NFL and first in the AFC in rushing defense. Their opponents totaled 1,413 rushing yards, or an average of 88.3 rushing yards per game.

### Top rushing defenses (yards per game) from 2016–2018:

Team	Opponent Rushing Yards	Per Game
1. Philadelphia Eagles	4,470	93.1
2. Dallas Cowboys	4,513	94.0
3. Baltimore Ravens	4,537	94.5
4. Houston Texans	4,665	97.2
5. Carolina Panthers	4,678	97.5
6. Tennessee Titans	4,696	97.8
New Orleans Saints	4,696	97.8
8. San Diego Chargers	1,567	97.9
9. Pittsburgh Steelers	4,831	100.6
10. Minnesota Vikings	4,863	101.3

## FIRST SHUTOUT SINCE 2000

With a 17-0 victory over the Giants on Dec. 16, the Titans recorded the 16th shutout in franchise history and the fourth road shutout in franchise history. The team's last shutout victory was a 31-0 home win against the Dallas Cowboys on Dec. 25, 2000.

The last time the team shut out an opponent on the road was Dec. 17, 2000, in a 24-0 win at the Cleveland Browns.

### Shutout victories in franchise history:

Date	Opponent	Score
9/9/61	Oakland	55-0
9/10/66	Oakland	31-0
10/16/66	N.Y. Jets	24-0
10/13/68	at Boston	16-0
9/21/75	at New England	7-0
9/12/76	Tampa Bay	20-0
9/18/77	N.Y. Jets	20-0
11/6/77	Chicago	47-0
12/4/80	Pittsburgh	6-0
10/22/89	Pittsburgh	27-0
9/27/92	San Diego	27-0
9/12/93	Kansas City	30-0
1/2/94	N.Y. Jets	24-0
12/17/00	at Cleveland	24-0
12/25/00	Dallas	31-0
12/16/18	at N.Y. Giants	17-0

## FEWEST PENALTIES IN A 16-GAME SEASON

The Titans were called for only 82 total penalties in 2018, leading the NFL and setting a team record for the lowest number in a 16-game season (since 1978, excluding strike-shortened 1982 and 1987 seasons). They received no more than four penalties in nine of their 16 games.

The previous franchise record for fewest penalties in a 16-game season was 84 by the 1983 Oilers.

### Fewest penalties in a 16-game season, franchise history:

Season	Penalties
1. 2018	82
2. 1983	84
3. 2017	85
4. 1996	91
5. 1981	93
2015	93

The Titans' 82 penalties made up the lowest single-season total in the NFL since the Jacksonville Jaguars (73), New Orleans Saints (80) and Miami Dolphins (81) had lower totals in 2014. In 2018, the next-closest team to the Titans was the Carolina Panthers with 92 penalties.

### Fewest penalties in 2018:

Team	Penalties
1. Tennessee Titans	82
2. Carolina Panthers	92
Minnesota Vikings	92
4. New England Patriots	93
5. Detroit Lions	94
New Orleans Saints	94
7. Los Angeles Rams	96
8. Chicago Bears	97
9. Philadelphia Eagles	100
10. Arizona Cardinals	101
Atlanta Falcons	101

## KICKOFF RETURN RECORD

In 2018, the Titans set a new NFL record for kickoff return average and became the first team in NFL history to average more than 30.0 yards per kickoff return in a season. They totaled 23 returns for 737 yards, an average of 32.0 yards per return.

The 2013 Kansas City Chiefs owned the previous record with a 29.9-yard kickoff return average (44 attempts for 1,316 yards), followed by the 1972 Chicago Bears at 29.4 yards (52 for 1,528).

The former franchise record for kickoff return average in a season as 26.1 yards per attempt by both the 1963 Oilers and 2000 Titans.

There is no minimum attempt count for the team kickoff return average record.

### Highest single-season team kickoff return average, NFL history:

Team	Season	KR Att	Yds	Avg
1. Tennessee Titans	2018	23	737	32.0
2. Kansas City Chiefs	2013	44	1,316	29.9
3. Pittsburgh Steelers	1952	39	1,128	28.9
4. Baltimore Ravens	2014	38	1,077	28.3
Minnesota Vikings	2015	42	1,190	28.3

Darius Jennings' 31.7-yard kickoff return average, which included a 94-yard touchdown in Week 1 at Miami, also set a new franchise record.

### Highest individual kickoff return average, franchise history (minimum 1.25 attempts per team game):

Player	Season	KR Att	Yds	Avg
1. Darius Jennings	2018	22	698	31.7
2. Ken Hall	1960	19	594	31.3
3. Bobby Jancik	1962	24	726	30.3
4. Bobby Jancik	1963	45	1,317	29.3
5. Chris Carr	2008	35	984	28.1
6. Carl Roaches	1981	28	769	27.5

Jennings' 31.7-yard average led the NFL in 2018 and tied for the sixth-best average in the NFL among qualifiers (1.25 attempts per team game) since 1970.

### Highest individual kickoff return average in 2018 (minimum 20 attempts):

Player	KR	Yds	Avg	Long	TD
1. Darius Jennings	22	698	31.7	94	1
2. Andre Roberts	40	1,174	29.4	99	1
3. Cordarrelle Patterson	23	663	28.8	95	1
4. Tremon Smith	33	886	26.8	97	0
5. Alex Erickson	40	1,049	26.2	77	0
6. Corey Coleman	23	598	26.0	51	0
7. Richie James	23	580	25.2	97	1
8. Desmond King	22	522	23.7	40	0
9. Marvin Hall	26	616	23.7	53	0
10. Dwayne Harris	29	663	22.9	34	0

## 2018 INDIVIDUAL HONORS

### Pro Bowl (Number of Pro Bowls with Titans, Total Career Selections)

DT Jurrell Casey (4, 4)  
P Brett Kern (2, 2)  
T Taylor Lewan (3, 3)

### Titans Walter Payton Man of the Year

DT Jurrell Casey

### Ed Block Courage Award

T Jack Conklin

### AFC Players of the Week

Week 2—Special Teams: DB Dane Cruikshank  
Week 4—Offense: QB Marcus Mariota  
Week 10—Defense: LB Wesley Woodyard  
Week 14—Offense: RB Derrick Henry

### AFC Offensive Player of the Month

December: RB Derrick Henry

### FedEx Ground Player of the Week

Week 14: RB Derrick Henry  
Week 15: RB Derrick Henry

### Other Honors

Pro Football Focus Second-Team All-Pro: S Kevin Byard  
Pro Football Writers of America All-AFC: RB Derrick Henry  
Pro Football Writers of America All-AFC: T Taylor Lewan  
Pro Football Writers of America All-AFC: P Brett Kern

## FOUR CONSECUTIVE PRO BOWLS

In 2018 the Titans had three players named to the Pro Bowl. Defensive tackle **Jurrell Casey**, punter **Brett Kern** and left tackle **Taylor Lewan** were all named to the annual all-star game, which was played Jan. 27 at Camping World Stadium in Orlando, Fla.

Casey achieved a first-time feat for players in the club's "Titans era" (1999–present). Seven other players who have worn the two-tone blue, including Lewan, have been named to three Pro Bowls. However, Casey is the first to earn four selections in the Titans era. He has done so in four consecutive seasons.

Lewan has made the Pro Bowl every year since 2016. He joins a list of six other players who have made it to three total Pro Bowls in the Titans era: defensive end **Jevon Kearse** (1999–2001), offensive lineman **Bruce Matthews** (1999–2001), quarterback **Steve McNair** (2000, 2003, 2005), defensive end **Kyle Vanden Bosch** (2005, 2007, 2009), running back **Chris Johnson** (2008–2010) and tight end **Delanie Walker** (2015–2017).

Casey, Lewan, Walker, Kearse, Matthews and Johnson are the only four Titans players in the Titans era to be named to at least three consecutive Pro Bowls.

Kern was named to his second consecutive Pro Bowl.

### Most Pro Bowl selections in the "Titans era" (1999–present; does not include selections prior to the 1999 season):

Player	Position	Pro Bowls	Seasons
1. Jurrell Casey	DT	4	2015, 2016, 2017, 2018
2. Taylor Lewan	T	3	2016, 2017, 2018
Delanie Walker	TE	3	2015, 2016, 2017
Chris Johnson	RB	3	2008, 2009, 2010
Jevon Kearse	DE	3	1999, 2000, 2001
Bruce Matthews	OL	3	1999, 2000, 2001
Steve McNair	QB	3	2000, 2003, 2005
Kyle Vanden Bosch	DE	3	2005, 2007, 2009
9. (10 players tied with 2)			



## 2018 GAME-BY-GAME HIGHLIGHTS

### Week 1 • Sept. 9, 2018 • Titans 20 at DOLPHINS 27 • 0-1

With two delays during the game due to lightning, the 7-hour, 8-minute contest is the longest in the NFL since the 1970 merger ... Miami's Ryan Tannehill completes to touchdown passes to Kenny Stills, including a 75-yarder ... Each team has a kickoff return touchdown in the fourth quarter, including Darius Jennings (94 yards) for the Titans ... The Titans lose Marcus Mariota, Taylor Lewan and Delanie Walker with injuries ... Reshad Jones notches two of the Dolphins' three interceptions.

### Week 2 • Sept. 15, 2018 • Texans 17 at TITANS 20 • 1-1

Ryan Succop kicks the game-winning 31-yard field goal with a minute remaining in the fourth quarter ... Blaine Gabbert starts for Marcus Mariota (elbow injury) and completes an 18-yard touchdown to Taywan Taylor ... The Titans' other touchdown comes on a fake punt, when Kevin Byard passes to Dane Cruikshank for a 66-yard score ... The Titans defense sacks Deshaun Watson four times, including two sacks by defensive tackle Jurrell Casey, and Adoree' Jackson logs his first career interception.

### Week 3 • Sept. 23, 2018 • TITANS 9 at Jaguars 6 • 2-1

Marcus Mariota does not start due to an elbow injury but comes off the bench in the first quarter after Blaine Gabbert exits with a concussion ... Ryan Succop boots three field goals, including the game-winning 28-yarder with 4:06 remaining ... The Titans rush for 150 yards, including 57 by Derrick Henry and 51 by Mariota ... The Jaguars score the fewest points by a Titans opponent since the Dolphins (three points) on Nov. 11, 2012.

### Week 4 • Sept. 30, 2018 • Eagles 23 at TITANS 26 (OT) • 3-1

Marcus Mariota connects with Corey Davis on the game-winning, 10-yard touchdown pass with five seconds remaining in overtime ... The Eagles take the lead with a field goal in overtime after tying the score with a field goal in the final minute of regulation ... Davis has nine receptions for 161 yards ... Mariota passes for 344 yards and two scores and adds 46 rushing yards and one rushing touchdown ... He outduels Carson Wentz, who passes for 348 yards and two scores for the Eagles.

### Week 5 • Oct. 7, 2018 • Titans 12 at BILLS 13 • 3-2

Stephen Hauschka's 46-yard field goal as time expires provides the win for the Bills ... The Titans take a 12-10 lead with 4:43 remaining on a 50-yard field goal by Ryan Succop but allow Josh Allen and the Bills the ensuing drive for the game-winning score ... The Titans turn the ball over three times—two lost fumbles and one interception ... Succop boots four field goals to score all of Tennessee's points ... LeSean McCoy has 85 of Buffalo's 144 rushing yards on 43 total carries.

### Week 6 • Oct. 14, 2018 • RAVENS 21 at Titans 0 • 3-3

The Titans suffer their first shutout defeat at Nissan Stadium and their first shutout defeat overall since Nov. 28, 2010 at Houston ... The Ravens defense records 11 sacks, finishing one sack shy of the NFL record ... The Ravens convert 12 of their 17 third-down attempts, including eight of nine attempts in the first half ... Joe Flacco passes for 238 yards and a touchdown, while Alex Collins rushes for 54 yards and two scores for Baltimore.

### Week 7 • Oct. 21, 2018 (London) • Titans 19 at CHARGERS 20 • 3-4

The Titans play the franchise's first international game at Wembley Stadium ... After Marcus Mariota completes a touchdown pass to Luke Stocker with 31 seconds remaining, a two-point conversion fails on an incomplete pass from Mariota to Taywan Taylor ... Philip Rivers completes touchdown passes of 75 and 55 yards for the Chargers ... Before halftime Mariota throws his first career interception in the red zone ... Dion Lewis totals 155 scrimmage yards, while Tajae Sharpe has a career-high 101 receiving yards.

### Week 9 • Nov. 5, 2018 • TITANS 28 at Cowboys 14 • 4-4

The Titans overcome two early fumbles and score 14 unanswered points in the second half to win on Monday Night Football ... Marcus Mariota passes for 240 yards, two touchdowns and a 119.9 passer rating and adds another rushing touchdown ... Running back Dion Lewis accounts for 122 total yards (62 rushing, 60 receiving) and a touchdown catch ... The Titans sack Dak Prescott five times and force two turnovers, including an interception by safety Kevin Byard in the end zone.

### Week 10 • Nov. 11, 2018 • Patriots 10 at TITANS 34 • 5-4

The Titans score 17 points in the first quarter and never trail in the contest ... Marcus Mariota passes for 228 yards with touchdown passes to tight end Jonnu Smith and receiver Corey Davis ... Davis totals 125 yards on seven catches ... Derrick Henry rushes for two touchdowns ... The Titans defense shuts out the Patriots in the second half and for the game limits the Patriots to 40 rushing yards on 19 attempts ... The Titans sack Tom Brady three times and hold him to a 70.6 passer rating.

### Week 11 • Nov. 18, 2018 • Titans 10 at COLTS 38 • 5-5

Andrew Luck completes 23 of 29 passes for 297 yards with three touchdowns, no interceptions and a 143.8 passer rating ... The Colts outscore the Titans 24-3 in the first half ... Blaine Gabbert finishes the game at quarterback for the Titans after Marcus Mariota leaves in the second quarter with an elbow injury ... The Colts defense records two interceptions and five sacks ... Colts receiver T.Y. Hilton totals 155 yards and two scores.

### Week 12 • Nov. 26, 2018 • Titans 17 at TEXANS 34 • 5-6

The Texans overcome a 10-0 deficit by rushing for 281 yards and getting a pair of touchdown passes from Deshaun Watson to Demaryius Thomas ... Texans tailback Lamar Miller rushes for 162 yards, including a 97-yard touchdown on the play following a failed Titans fourth-down attempt ... Marcus Mariota completes 22 of 23 passes for 303 yards and two touchdowns, compiling the second-best single-game completion percentage (95.7) in NFL history.

### Week 13 • Dec. 2, 2018 • Jets 22 at TITANS 26 • 6-6

The Titans come back after trailing 16-0 in the first half and 22-13 in the fourth quarter ... Marcus Mariota delivers a game-winning, 11-yard touchdown pass to Corey Davis with 36 seconds remaining ... The Jets are helped by five field goals from Jason Myers, an interception returned for a touchdown by cornerback Trumaine Johnson, a blocked punt and a blocked extra point ... Mariota passes for 282 yards, including 104 yards to Taywan Taylor.

### Week 14 • Dec. 6, 2018 • Jaguars 9 at TITANS 30 • 7-6

On Thursday Night Football, Derrick Henry rushes for a franchise-record 238 yards and ties Tony Dorsett's NFL record with a 99-yard touchdown run ... Henry's four rushing touchdowns tie a franchise record, and he becomes the second NFL player with a 90-yard (99) and 50-yard (54) rushing touchdown in a game, joining Chris Johnson ... The Titans defense sacks Jaguars quarterback Cody Kessler four times and provides a goal-line stop on fourth down that precedes Henry's 99-yarder.

### Week 15 • Dec. 16, 2018 • TITANS 17 at Giants 0 • 8-6

In a cold, steady rain, the Titans record their first shutout since Dec. 25, 2000 ... Derrick Henry follows a 238-yard rushing performance the previous week with 170 yards and two touchdowns on a career-high 33 carries at New York ... Henry scores on one-yard carries in the first and third quarters ... The Titans defense limits Saquon Barkley to a 2.2-yard rushing average (14 carries for 31 yards) and limits Eli Manning to a 54.1 passer rating ... The Titans get a key interception by safety Kevin Byard deep in Titans territory in the third quarter.

### Week 16 • Dec. 22, 2018 • Redskins 16 at TITANS 25 • 9-6

Quarterback Blaine Gabbert comes off the bench for Marcus Mariota (stinger) late in the second quarter ... Gabbert's two-yard touchdown pass to tight end MyCole Pruitt gives the Titans the lead with 4:30 remaining in the fourth quarter, and the defense seals the win with consecutive interceptions by Kevin Byard and Malcolm Butler on Josh Johnson passes ... Adrian Peterson rushes for 119 yards for the Redskins, while Derrick Henry contributes 84 yards and a score for the Titans.

### Week 17 • Dec. 30, 2018 • COLTS 33 at Titans 17 • 9-7

In a Sunday night game to determine the sixth and final spot in the AFC playoffs, the Colts prevailed behind three touchdown passes by Andrew Luck and 119 rushing yards and a touchdown by Marlon Mack ... Blaine Gabbert started at quarterback for the Titans in place of an injured Marcus Mariota (neck/foot) and passed for 165 yards and one touchdown with two interceptions ... The Titans were driving in the fourth quarter trailing 24-17 before cornerback Kenny Moore II swung momentum back to the Colts with an interception ... Titans linebacker Jayon Brown contributed an interception for a touchdown and a forced fumble and recovery.





## TITANS QUARTERBACKS

No.	Name	Ht	Wt	Exp	College
12	Davis, Austin	6-2	221	7	Southern Mississippi
7	Gabbert, Blaine	6-4	235	8	Missouri
8	Mariota, Marcus	6-4	222	4	Oregon

### #8 • QB MARCUS MARIOTA

[CLICK FOR COMPLETE BIO](#)

**Marcus Mariota** (6-4, 222) completed his fourth NFL season in 2018. The Titans selected him with the No. 2 overall selection in the 2015 NFL Draft, and since that time, he arguably has had the best beginning to a career of any quarterback in team annals.

Mariota won 27 games as a starter from 2015 through 2018. It was the most by any quarterback in his first four seasons with the franchise since **George Blanda** joined the Oilers as a 10-year veteran in 1960 and earned 34 wins through 1963.

Mariota became the fifth quarterback in NFL history with at least 12,000 passing yards (12,004) and 1,200 rushing yards (1,270) in his first four seasons, joining **Russell Wilson**, **Cam Newton**, **Jeff Garcia** and **Blake Bortles**.

In 2018, Mariota completed 228 of 331 passes for 2,528 yards with 11 touchdowns, eight interceptions and a passer rating of 92.3. He is the only quarterback in franchise history to produce a passer rating of 90.0 or greater in three separate seasons.

Mariota's 68.9 completion percentage in 2018 shattered the previous franchise record. It was previously owned by **Cody Carlson**, who completed 65.6 percent of his passes (149 of 227) in 1992.

In 2017, Mariota led the team to the postseason and became the youngest quarterback in franchise history to win a playoff game. His statistics in the regular season included 281 completions, 3,232 yards and 13 touchdowns on 453 attempts (79.3 passer rating).

From 2015–2016, Mariota passed for 6,244 yards and 45 touchdowns, while throwing only 19 interceptions. His 93.8 passer rating during that time ranked sixth in NFL history for a player's first two NFL campaigns, trailing only **Kurt Warner** (107.9), **Dan Marino** (104.5), **Nick Foles** (101.0), **Russell Wilson** (100.6) and **Ben Roethlisberger** (98.3).

In 2016, Mariota started 15 games. He was 276-of-451 passing for 3,426 yards, 26 touchdowns and nine interceptions. His 95.6 passer rating ranks third in franchise history for a single season, behind only **Warren Moon's** 96.8 in 1990, when he was the Associated Press Offensive Player of the Year, and **Steve McNair's** 100.4 in 2003, when he was the NFL's Co-MVP. Only two quarterbacks with the franchise have had more touchdown passes in a season than Mariota in 2016: **George Blanda** (36 in 1961 and 27 in 1962) and **Moon** (33 in 1990).

During his rookie season, Mariota started 12 games, missing four total contests due to injuries. He completed 230 of his 370 passes for 2,818 yards, 19 touchdowns—all franchise rookie records—while throwing only 10 interceptions. At the time, his 91.5 passer rating ranked third in franchise history.

Mariota also set a franchise rookie record by completing 62.2 percent of his passes. That was the fifth-highest percentage by a rookie quarterback in NFL history and the eighth-highest completion percentage in a season by any quarterback in Titans/Oilers history.

On the ground in 2015, Mariota accounted for 252 yards and a pair of touchdowns on 34 carries. He finished second in franchise history in rushing yards by a rookie quarterback, trailing only Young's 2006 total of 552 rushing yards. Mariota's total included an 87-yard touchdown run against Jacksonville (Dec. 6), which was the fifth-longest rushing play in franchise history.

Mariota joined Manning (1998) as the only rookie quarterbacks in NFL history to complete three touchdown passes in four different games, and he became the lone NFL rookie to ever record two games with four touchdown



passes and no interceptions (Sept. 13 at Tampa Bay and Nov. 8 at New Orleans).

He entered the NFL following a historic career at the University of Oregon. He concluded his three seasons as the school's starting quarterback by winning the Heisman Trophy and leading his team to the College Football Playoff Championship Game.

Mariota broke nearly every major passing record at Oregon, totaling 10,796 career passing yards and 105 touchdown passes. The three-time All-Pac-12 selection started every game over his three seasons, earning a 36-5 record, and he completed at least one touchdown pass in every contest. He became one of four players in FBS history to pass for 10,000 yards and rush for 2,000 yards (2,237) in a career, joining **Dan LeFevour**, **Griffin** and **Colin Kaepernick**.

During his Heisman season in 2014, Mariota directed the Ducks to a Rose Bowl victory over Florida State. His totals for the year included 4,454 passing yards, 42 touchdown passes and only four interceptions. He also rushed for 770 yards and 15 touchdowns and even caught a touchdown pass. His 58 total touchdowns in a season (passing, rushing and receiving) shattered **Matt Barkley's** (2011) previous Pac-12 record of 41 touchdowns.

The 6-foot-4-inch, 222-pound signal caller became the fifth Heisman Trophy winner to be drafted by the Oilers/Titans, joining **Billy Cannon**, **Earl Campbell**, **Mike Rozier** and **Eddie George**. **Derrick Henry** became the sixth Heisman winner drafted by the club when he was selected in 2016.

At the 2015 NFL Scouting Combine, he finished among the top three quarterbacks in the 40-yard dash, vertical jump, broad jump, three-cone drill and 20-yard shuttle. His 4.52-second 40-yard dash gave him the fastest quarterback time at the Combine since Griffin's 4.41 in 2012.

Mariota is a native of Honolulu, Hawaii.

#### 2018 Highlights:

- **At Miami (9/9)**, completed nine of 16 passes for 103 yards with two interceptions and added three rushing attempts for 15 yards before leaving the game in the third quarter due to an elbow injury.
- **Against Houston (9/16)**, did not play due to an elbow injury.
- **At Jacksonville (9/23)**, did not start due to an elbow injury. After Blaine Gabbert was hurt (concussion) in the first quarter, he entered the contest and completed 12 of 18 passes for 100 yards and a passer rating of 80.8. In the fourth quarter, he led a 12-play, 65-yard drive that ended with the game-winning field goal, capping Mariota's 10th career game-winning drive (including playoffs). Mariota added 51 rushing yards on seven attempts, including three rushing first downs. His 51 rushing yards made up the fourth-highest total of his career.
- **Against Philadelphia (9/30)**, credited with a game-winning drive (11th career) for the second consecutive week, throwing a 10-yard, game-winning touchdown pass to Corey Davis with five seconds remaining in overtime. He also completed an 11-yard touchdown pass to Tajaé Sharpe. His game totals included 30 completions and 344 yards on 43 attempts with two touchdowns, one interception and a passer rating of 99.4. He notched his sixth career 300-yard game. His passing yardage total ranked third in his career, while his completion total set a career high. Mariota's 30 completions were the most by a Titans player since Ryan Fitzpatrick's 36



## Mariota's 2018 Statistics:

Passing																	Rushing									
Date/Opp	W-L	G/S	Att	Cmp	Pct	Yds	Yd/Att	TD	TD%	Int	Int%	Lg	Sack	Lost	Rate	Att	Yds	Avg	Lg	TD						
9/9 at Mia	L	QB	16	9	56.3	103	6.4	0	0.0	2	12.5	31	0	0	36.2	3	15	5.0	7	0						
9/16 vs. Hou	W							Did Not Play																		
9/23 at Jax	W		18	12	66.7	100	5.6	0	0.0	0	0.0	22	1	8	80.8	7	51	7.3	15	0						
9/30 vs. Phi	W	QB	43	30	69.8	344	8.0	2	4.7	1	2.3	51	3	17	99.4	10	46	4.6	17	1						
10/7 at Buf	L	QB	26	14	53.8	129	5.0	0	0.0	1	3.8	23	2	8	51.6	2	10	5.0	5	0						
10/14 vs. Bal	L	QB	15	10	66.7	117	7.8	0	0.0	0	0.0	24	11	66	90.1	2	25	12.5	21	0						
10/21 at LAC	L	QB	32	24	75.0	237	7.4	1	3.1	1	3.1	21	2	11	92.8	7	38	5.4	11	0						
11/5 at Dal	W	QB	29	21	72.4	240	8.3	2	6.9	0	0.0	37	4	25	119.9	10	32	3.2	12	1						
11/11 vs. NE	W	QB	24	16	66.7	228	9.5	2	8.3	0	0.0	29	2	14	125.0	2	21	10.5	20	0						
11/18 at Ind	L	QB	13	10	76.9	85	6.5	0	0.0	1	7.7	23	4	19	61.4	4	17	4.3	9	0						
11/26 at Hou	L	QB	23	22	95.7	303	13.2	2	8.7	0	0.0	61	6	43	147.7	6	28	4.7	14	0						
12/2 vs. NYJ	W	QB	35	20	57.1	282	8.1	2	5.7	1	2.9	55	3	9	90.4	5	42	8.4	27	0						
12/6 vs. Jax	W	QB	24	18	75.0	162	6.8	0	0.0	1	4.2	29	1	0	75.3	4	13	3.3	12	0						
12/16 at NYG	W	QB	20	12	60.0	88	4.4	0	0.0	0	0.0	17	1	8	70.4	2	11	5.5	11	0						
12/22 vs. Was	W	QB	13	10	76.9	110	8.5	0	0.0	0	0.0	18	2	15	101.4	1	7	7.0	7	0						
12/30 vs. Ind	L							Inactive																		

## Mariota's Career Regular Season Statistics:

Year	G	S	Att	Cmp	Passing										Rate	Rushing				
					Pct	Yds	Yd/Att	TD	TD%	Int	Int%	Lg	Sack	Lost		Att	Yds	Avg	Lg	TD
2015	12	12	370	230	62.2	2,818	7.6	19	5.1	10	2.7	61t	38	258	91.5	34	252	7.4	87t	2
2016	15	15	451	276	61.2	3,426	7.6	26	5.8	9	2.0	60	23	156	95.6	60	349	5.8	41	2
2017	15	15	453	281	62.0	3,232	7.1	13	2.9	15	3.3	75t	27	173	79.3	60	312	5.2	34t	5
2018	14	13	331	228	68.9	2,528	7.6	11	3.3	8	2.4	61	42	243	92.3	64	357	5.6	27	2
<b>Totals</b>	<b>56</b>	<b>55</b>	<b>1,605</b>	<b>1,015</b>	<b>63.2</b>	<b>12,004</b>	<b>7.5</b>	<b>69</b>	<b>4.3</b>	<b>42</b>	<b>2.6</b>	<b>75</b>	<b>130</b>	<b>830</b>	<b>89.4</b>	<b>218</b>	<b>1,270</b>	<b>5.8</b>	<b>87</b>	<b>11</b>

## Mariota's Career Postseason Statistics:

Year	G	S	Att	Cmp	Passing										Rate	Rushing				
					Pct	Yds	Yd/Att	TD	TD%	Int	Int%	Lg	Sack	Lost		Att	Yds	Avg	Lg	TD
2017	2	2	68	41	60.3	459	6.8	4	5.9	1	1.5	36	10	62	93.9	12	83	6.9	17	0

## Mariota's Regular Season Single-Game Highs:

**Attempts** - 44 (twice, last vs. Cincinnati, 11/12/17)  
**Completions** - 30 vs. Philadelphia (9/30/18)  
**Passing Yards** - 371 at New Orleans (11/8/15)  
**Touchdown Passes** - 4 (Three times, last vs. Green Bay, 11/13/16)  
**Long Completion** - 75t at Pittsburgh (11/16/17)  
**Rushing Attempts** - 10 (Three times, last at Dallas, 11/5/18)  
**Rushing Yards** - 112 vs. Jacksonville (12/6/15)  
**Long Rush** - 87t vs. Jacksonville (12/6/15)  
**Rushing Touchdowns** - 2 at Houston (10/11/17)

## Mariota's Playoff Single-Game Highs:

**Attempts** - 37 at New England (1/13/18)  
**Completions** - 22 at New England (1/13/18)  
**Passing Yards** - 254 at New England (1/13/18)  
**Touchdown Passes** - 2 (twice, last at New England, 1/13/18)  
**Long Completion** - 36 at New England (1/13/18)  
**Rushing Attempts** - 8 at Kansas City (1/6/18)  
**Rushing Yards** - 46 at Kansas City (1/6/18)  
**Long Rush** - 17 at Kansas City (1/6/18)  
**Rushing Touchdowns** - (none)

completions against Arizona on Dec. 15, 2013. With 344 passing yards and a team-high 46 rushing yards, he produced a career-high 390 combined yards. In the third quarter, he scampered for a two-yard touchdown run. He completed his first 15 total passes in the second half and overtime. During the contest, he went past the 10,000-yard passing mark and the 1,000-yard rushing mark, joining Warren Moon (33,685 passing yards and 1,541 rushing yards) and Steve McNair (19,482 passing and 1,025 rushing) as the only players in franchise history to accomplish the feat. He was awarded with AFC Offensive Player of the Week honors for the fourth time in his career, tying Steve McNair (four) for the second-most by a quarterback in franchise history behind Warren Moon (six).

➤ **At Buffalo (10/7)**, completed 14 of 26 passes for 129 yards with an interception. He added 10 yards on two rushing attempts.

➤ **Against Baltimore (10/14)**, completed 10 of 15 passes for 117 yards and a 90.1 passer rating. He added a team-high 25 rushing yards on two attempts.

➤ **Against the Los Angeles Chargers in London (10/21)**, completed 24 of 32 passes for 237 yards with one touchdown, one interception and a passer rating of 92.8. He tossed a one-yard touchdown pass to Luke Stocker in the fourth quarter. His 75.0 percent completion rate ranked fourth in his career and was his highest mark since Oct. 27, 2016 (81.8 percent vs. Jacksonville). He added 38 rushing yards on seven attempts.

➤ **At Dallas (11/5)**, completed 21 of 29 passes for 240 yards with two touchdown passes and no interceptions on Monday Night Football. In the second quarter, he completed an 18-yard touchdown pass to running back Dion Lewis, and in the third quarter, he completed a seven-yard touchdown

pass to tight end Jonnu Smith. His passer rating was the seventh-highest mark of his career. He also rushed for 32 yards and a nine-yard touchdown on 10 attempts (tied career high). It marked his seventh career game with at least one rushing and one passing touchdown and his fifth career performance with at least two passing touchdowns and one rushing touchdown. On third down, he completed six of seven passes for 98 yards with six first downs and a passer rating of 118.8.

➤ **Against New England (11/11)**, in his 50th career regular season game, completed 16 of 24 passes for 228 yards and two touchdowns with no interceptions. His 125.0 passer rating qualified as the sixth-best rating of his career (minimum 20 attempts). He added two rushing attempts for 21 yards. He completed two touchdown passes for the second consecutive game, connecting on touchdown passes of four yards to Jonnu Smith and 23 yards to Corey Davis in the first quarter. It was the second time in his career with two touchdown passes in the first quarter and the first time since his first NFL game at Tampa Bay on Sept. 13, 2015. In the fourth quarter, he caught a pass from wide receiver Darius Jennings for a 21-yard gain and a first down.

➤ **At Indianapolis (11/18)**, completed 10 of 13 passes for 85 yards and one interception before leaving the game in the second quarter with an elbow injury.

➤ **At Houston (11/26)**, completed 22 of 23 passes for 303 yards with two touchdowns and no interceptions on Monday Night Football. He added 28 rushing yards on six attempts. His completion rate of 95.7 percent set a franchise record and was the second-highest single-game completion percentage in NFL history (minimum 20 attempts) behind Philip Rivers' 96.6

percent (28 of 29) the previous day against Arizona (Nov. 25). Mariota broke the franchise record of 88.5 percent (23 of 26) by former Oilers signal caller Chris Chandler (Sept. 24, 1995 at Cincinnati). Mariota completed his first 19 passes at Houston, going until late in the fourth quarter before throwing an incompletion on his 20th attempt. Since the beginning of the 1997 season, no Titans/Oilers quarterback had completed as many consecutive passes in a game as Mariota did against the Texans, breaking his own mark of 15 consecutive completions (Sept. 30, 2018 vs. Philadelphia). Mariota's 19 consecutive completions to start the game at Houston topped the previous high for the franchise since 1997: 10 consecutive completions by Mariota to begin the game against the Green Bay Packers on Nov. 13, 2016 and Steve McNair's 10 consecutive completions to begin the game against the New England Patriots on Sept. 20, 1998. Mariota's passer rating against the Texans was 147.7, giving him his third-highest career passer rating with at least 20 attempts and the fourth-highest single-game passer rating in franchise history. Mariota's 61-yard touchdown pass to Jonnu Smith in the first quarter at Houston was his third-longest career pass, and he added a 48-yard touchdown pass to Corey Davis in the third quarter. It was his 23rd career game with at least two touchdown passes and his first performance with at least two passes of 45 or more yards. With 303 passing yards, Mariota recorded his eighth career 300-yard passing game and his second of 2018.

➤ **Against the New York Jets (12/2)**, completed 20 of 35 passes for 282 yards with two touchdowns and one interception (90.4 passer rating). Late in the first half, he completed a 12-yard touchdown pass to tight end Anthony Firkser, and he added a game-winning, 11-yard touchdown pass to Corey Davis in the fourth quarter. It was Mariota's 24th career game with at least two passing touchdowns. On consecutive drives in the fourth quarter, Marcus Mariota connected with Taywan Taylor on passes of 44 yards and 55 yards, the latter tying for his sixth-longest career pass. He recorded his 12th career game-winning drive (including postseason). The 86-yard drive against the Jets was his second-longest career game-winning drive, and longer than all but a 90-yard drive against the Jaguars on Dec. 6, 2015. He added 43 rushing yards against the Jets, including a 27-yard run in the fourth quarter that was his longest carry of the season and helped set up his game-winning touchdown pass moments later.

➤ **Against Jacksonville (12/6)**, completed 18 of 24 passes for 162 yards with one interception on Thursday Night Football. He added 13 rushing yards.

➤ **At the New York Giants (12/16)**, completed 12 of 20 passes for 88 yards. He added 11 rushing yards on two attempts. On an 11-yard scamper in the first quarter, he set a new career high for rushing yards in a season, surpassing the 349 rushing yards he had in 2016.

➤ **Against Washington (12/22)**, completed 10 of 13 passes for 110 yards (101.4 passer rating) before exiting the contest late in the second quarter with a stinger.

➤ **Against Indianapolis (12/30)**, he was inactive with neck and foot injuries.

## FRANCHISE LEADING PASSERS

On Nov. 26, 2018 at Houston, **Marcus Mariota** qualified for several of the franchise's all-time passing records. During the game, Mariota reached 1,500 career passing attempts, the benchmark to qualify for NFL and team passing records in career completion percentage and career passer rating, among other categories.

When Mariota hit 1,500 attempts, he became the franchise's all-time leader in completion percentage and passer rating, moving in front of former record holder **Steve McNair** (59.5 completion percentage and 83.3 passer rating) at the top of the leaderboard.

**Highest career passer rating in franchise history (minimum 1,500 attempts):**

Player	Seasons	Passer Rating
1. <b>Marcus Mariota</b>	<b>2015–present</b>	<b>89.4</b>
2. Steve McNair	1995–2005	83.3
3. Warren Moon	1984–1993	80.4
4. George Blanda	1960–1966	62.5
5. Dan Pastorini	1971–1979	61.0

**Highest career completion percentage in franchise history (minimum 1,500 attempts):**

Player	Seasons	Completion Pct.
1. <b>Marcus Mariota</b>	<b>2015–present</b>	<b>63.2</b>
2. Steve McNair	1995–present	59.5
3. Warren Moon	1984–1993	57.9
4. Dan Pastorini	1971–1979	51.5
5. George Blanda	1960–1966	48.4

**Most passing yards, franchise history:**

Player	Seasons	Passing Yards
1. Warren Moon	1984–1993	33,685
2. Steve McNair	1995–2005	27,141
3. George Blanda	1960–1966	19,149
4. Dan Pastorini	1971–1979	16,864
5. <b>Marcus Mariota</b>	<b>2015–2018</b>	<b>12,004</b>
6. Vince Young	2006–2010	8,098
7. Kerry Collins	2006–2010	6,804
8. Ken Stabler	1980–1981	5,190
9. Pete Beathard	1967–1969	5,128
10. Jake Locker	2011–2014	4,967

## MARCUS MARIOTA'S GAME-WINNING DRIVES

In his NFL career, quarterback **Marcus Mariota** has led 12 game-winning drives in the fourth quarter of overtime, including the regular season and postseason. That includes five games in 2017: a 36-22 win against Indianapolis (10/16), a 12-9 victory at Cleveland (10/22), a 24-20 win against Cincinnati (11/12), a 20-16 win at Indianapolis (11/26) and a 22-21 win at Kansas City (1/6) in the playoffs. In 2018, he led a game-winning drive in a 9-6 win at Jacksonville (9/23), in a 26-23 overtime win against Philadelphia (9/30) and in a 26-22 victory against the New York Jets (12/2).

Per the Elias Sports Bureau, a game-winning drive is defined as when a quarterback's team scores on an offensive possession to put the team ahead (whether tied or from behind) for good in the fourth quarter or overtime.

### Marcus Mariota's game-winning drives:

Date/Opp.	4th Qtr Deficit/Tie	Score, Start of Drive	Drive Start	Mariota's Drive Stats (Att-Cmp-Yds, TD, Rushing)	Drive Totals	Drive End	Scoring Play	Final Score
11/8/15 at NO	28-28	28-28	15:00 (OT)	6-6-62, 1 TD, 3 rushes for 18 yds	9-80-5:10	9:50	Mariota 5-yard pass to Anthony Fasano	34-28
12/6/15 vs. Jax	28-32	28-32	10:09	1-1-5, 1 TD, 2 rushes for 89 yds	3-90-1:39	8:30	Marcus Mariota 87-yard run	42-39
9/18/16 at Det	3-15	10-15	7:04	10-10-82, 1 TD, 4 rushes for 19 yds	13-83-5:51	1:13	Mariota 9-yard pass to Andre Johnson	16-15
12/18/16 at KC	7-17	16-17	1:07	4-3-40, 0 TD, 0 rushes	6-40-1:07	0:00	Ryan Succop 53-yd FG	19-17
10/16/17 vs. Ind	15-19	22-22	7:27	3-3-74, 1 TD, 0 rushes	4-75-1:58	5:29	Mariota 53-yard pass to Taywan Taylor	36-22
10/22/17 at Cle	9-9	9-9	5:57 (OT)	1-1-8, 0 TD, 5 rushes for 12 yds	7-20-4:02	2:00	Ryan Succop 47-yd FG	12-9
11/12/17 vs. Cin	17-20	17-20	5:03	10-5-53, 1 TD, 3 rushes for 15 yds	12-73-4:27	0:36	Mariota 7-yd pass to DeMarco Murray	24-20
11/26/17 at Ind	13-16	13-16	11:24	3-2-29, 1 TD, 7 rushes for 42 yds	9-77-5:25	5:59	DeMarco Murray 1-yd run	20-16
1/6/18 at KC*	10-21	16-21	11:15	7-4-40, 1 TD, 2 rushes for 19 yds	11-80-5:09	6:06	Mariota 22-yd pass to Eric Decker	22-21
9/23/18 at Jax	6-6	6-6	10:48	4-3-32, 0 TD, 0 rushes	12-65-6:42	4:06	Ryan Succop 28-yd FG	9-6
9/30/18 vs. Phi	10-17	20-23	6:19 (OT)	11-5-48, 1 TD, 2 rushes for 24 yds	16-75-6:14	0:05	Mariota 10-yd pass to Corey Davis	26-23
12/2/18 vs. NYJ	13-22	19-22	1:46	5-3-39, 1 TD, 1 rush for 27 yds	6-86-1:10	0:36	Mariota 11-yd pass to Corey Davis	26-22

\* Playoff game



## GAME-WINNING DRIVES FROM 2017-18

From 2017 through 2018, only two NFL quarterbacks recorded more game-winning drives than **Marcus Mariota**. Including the regular season and playoffs, he had eight-such drives, tied with **Case Keenum** behind only **Dak Prescott** and **Drew Brees**.

Mariota's game-winning drives in that time period included games against Indianapolis (Oct. 16, 2017), at Cleveland (Oct. 22, 2017), against Cincinnati (Nov. 12, 2017), at Indianapolis (Nov. 26, 2017), at Kansas City (playoff game on Jan. 6, 2018), at Jacksonville (Sept. 23, 2018), against Philadelphia (Sept. 30, 2018) and against the New York Jets (Dec. 2, 2018).

**Most game-winning drives by quarterbacks from 2017–2018, including playoffs:**

Player	Team(s)	Game-Winning Drives
1. Dak Prescott	Dallas Cowboys	10
2. Drew Brees	New Orleans	9
3. <b>Marcus Mariota</b>	<b>Tennessee Titans</b>	<b>8</b>
Case Keenum	Denver/Minnesota	8
5. Andy Dalton	Cincinnati Bengals	7
Ben Roethlisberger	Pittsburgh Steelers	7
7. Tom Brady	New England Patriots	6
Nick Foles	Philadelphia Eagles	6
Jared Goff	Los Angeles Rams	6
Russell Wilson	Seattle Seahawks	6

## SINGLE-SEASON COMPLETION % RECORD

In 2018, **Marcus Mariota** set a new single-season franchise record by a large margin. He had a completion rate of 68.9 percent, completing 228 of his 331 passes on the year.

Through the franchise's first 58 seasons (1960–2017), no quarterback recorded a completion percentage above 66.0 percent. **Cody Carlson** established the previous benchmark in 1992 by completing 65.6 percent of his passes (149 of 227).

Mariota tied **Derek Carr** for fifth place in the NFL in completion percentage. Only New Orleans quarterback **Drew Brees** (74.4), Minnesota's **Kirk Cousins** (70.1), Philadelphia's **Carson Wentz** (69.6) and Atlanta's **Matt Ryan** (69.4) fared better.

**Highest single-season completion percentage, franchise history:**

Player	Season	Pass Attempts	Completions	Completion Percent
1. <b>Marcus Mariota</b>	<b>2018</b>	<b>331</b>	<b>228</b>	<b>68.9</b>
2. Cody Carlson	1992	227	149	65.6
3. Warren Moon	1992	346	224	64.7
4. Ken Stabler	1980	457	293	64.1
5. Chris Chandler	1995	356	225	63.2
6. Steve McNair	2000	396	248	62.6
7. Steve McNair	2003	400	250	62.5
8. Vince Young	2007	382	238	62.3
9. <b>Marcus Mariota</b>	<b>2015</b>	<b>370</b>	<b>230</b>	<b>62.2</b>
10. <b>Marcus Mariota</b>	<b>2017</b>	<b>453</b>	<b>281</b>	<b>62.0</b>

## 12,000/1,200 CLUB

In his first four NFL seasons, **Marcus Mariota** passed for 12,004 yards and rushed for an additional 1,270 yards. He became the fifth player in NFL history with at least 12,000 passing yards and 1,200 rushing yards in his first four seasons.

**Jeff Garcia** became the first quarterback to accomplish the feat in 2002. Since then, four more signal callers matched the feat: **Cam Newton**, **Russell Wilson**, **Blake Bortles** and Mariota.

**Players in NFL history with 12,000 passing yards and 1,200 rushing yards in their first four NFL seasons (through 2018):**

Player	Seasons	Team	Passing Yards	Rushing Yards
<b>Marcus Mariota</b>	<b>2015–2018</b>	<b>Tennessee</b>	<b>12,004</b>	<b>1,200</b>
Blake Bortles	2014–2017	Jacksonville	14,928	1,410
Russell Wilson	2012–2015	Seattle	13,974	2,430
Cam Newton	2011–2014	Carolina	14,426	2,571
Jeff Garcia	1999–2002	San Francisco	13,704	1,252

## MARCUS MARIOTA'S STARTING RECORD WHEN ...

Record When Mariota	Regular Season					'17 Playoffs
	'15	'16	'17	'18	Career	
Starts at quarterback	3-9	8-7	9-6	7-6	27-28	1-1
Starts vs. division opponents	1-2	1-4	5-1	1-2	8-9	0-0
Passes for 300 or more yards	1-1	0-1	1-1	1-1	3-4	0-0
Completes 1 or more TD passes	3-4	6-5	8-2	4-2	21-13	1-1
Completes 2 or more TD passes	3-3	6-4	2-1	4-1	15-9	1-1
Completes 3 or more TD passes	3-1	3-1	0-0	0-0	6-2	0-0
Starts and passes for no INTs	2-3	5-3	4-2	4-2	15-10	0-1
Completes 70.0% of his passes	2-0	4-0	1-0	3-3	10-3	0-0
Has a passer rating of 80.0+	3-3	6-4	5-1	5-3	19-11	1-1
Has a passer rating of 90.0+	3-1	6-2	5-1	5-3	19-7	0-1
Has a passer rating of 100.0+	3-0	6-1	2-1	3-1	14-3	0-0
Sacked 0 times	1-0	3-1	2-0	0-1	6-2	0-0
Rushes for 1 or more TDs	1-1	1-1	1-3	2-0	5-5	0-0
Rushes for 2 or more TDs	0-0	0-0	0-1	0-0	0-1	0-0
Rushes and Passes for 1 TD	1-0	1-1	1-1	2-0	5-2	0-0



## MARIOTA AT AGE 25

**Marcus Mariota** celebrated his 25th birthday on Oct. 30, 2018. He became only the ninth quarterback since the NFL-AFL merger in 1970 to pass for at least 10,000 yards before his 25th birthday.

The list also includes **Drew Bledsoe** (14,642 passing yards before his 25th birthday), **Jameis Winston** (14,628), **Josh Freeman** (12,963), **Peyton Manning** (12,287), **Matthew Stafford** (12,272), **Dan Marino** (11,975), **Cam Newton** (11,299) and **Blake Bortles** (11,241).

Among the nine players to accomplish the feat, Mariota led the group in completion percentage (62.2) and ranked third in passer rating (87.5) behind only Marino (96.6) and Winston (87.8).

Mariota (1,098), Newton (2,032 rushing yards) and Bortles (1,088) were the only three players with 10,000 passing yards and 1,000 rushing yards before age 25.

**Players since the 1970 NFL-AFL merger with 10,000 passing yards before age 25 (through 2018):**

Player	Completion Pct.	Passing Yards	Passer Rating
Drew Bledsoe	55.1	14,642	72.0
Jameis Winston	61.6	14,628	87.8
Josh Freeman	58.8	12,963	79.8
Peyton Manning	60.4	12,287	85.4
Matthew Stafford	59.8	12,272	82.3
Dan Marino	61.1	11,975	96.6
Cam Newton	59.8	11,299	86.4
Blake Bortles	58.8	11,241	79.6
<b>Marcus Mariota</b>	<b>62.2</b>	<b>10,506</b>	<b>87.5</b>



## MARIOTA'S FOUR-YEAR WIN TOTAL

**Marcus Mariota** won 27 games as a starter from 2015 through 2018. It was the most by any quarterback in his first four seasons with the franchise since **George Blanda** joined the Oilers as a 10-year veteran in 1960 and earned 34 wins through 1963.

Mariota won three games as a rookie in 2015. He won eight games in his second season and led the team to the playoffs with nine wins in his third year. In 2018, he registered seven wins as a starter.

**Most wins by a starting quarterback in his first four seasons with the Titans/Oilers, franchise history:**

		Wins in ...				
Quarterback	Seasons	Year 1	Year 2	Year 3	Year 4	Total
1. George Blanda	1960-1963	8	9	11	6	34
2. <b>Marcus Mariota</b>	<b>2015-2018</b>	<b>3</b>	<b>8</b>	<b>9</b>	<b>7</b>	<b>27</b>
3. Vince Young	2006-2009	8	9	1	8	26
4. Steve McNair	1995-1998	2	2	8	8	20
5. Warren Moon	1984-1987	3	4	5	7	19
6. Kenny Stabler	1980-1981	11	5	-	-	16
Pete Beathard	1967-1969	7	3	6	-	16

## RED ZONE PASSING

Since the time he entered the NFL in 2015, Titans quarterback **Marcus Mariota** has been one of the NFL's most efficient quarterbacks in the red zone. During that time, Mariota has completed 47 touchdown passes with only one interception inside the opponents' 20-yard line.

**Highest red zone passer rating from 2015–2018 (from the opponents' 1-19 yard lines; minimum 100 attempts):**

Player	Att	Cmp	Pct	Yds	TD	Int	Rate
1. Andrew Luck	191	127	66.5	813	63	2	110.4
2. Drew Brees	337	233	69.1	1,317	85	6	108.1
3. Tom Brady	317	197	62.1	1,385	91	5	105.1
4. <b>Marcus Mariota</b>	<b>188</b>	<b>108</b>	<b>57.4</b>	<b>749</b>	<b>47</b>	<b>1</b>	<b>103.9</b>
5. Jared Goff	170	98	57.6	673	46	2	101.3
6. Carson Wentz	198	112	56.6	755	53	2	100.5
7. Kirk Cousins	289	166	57.4	1,118	72	5	98.4
8. Matt Ryan	310	181	58.4	1,255	78	8	96.4
9. Carson Palmer	195	103	52.8	796	51	3	96.3
10. Andy Dalton	223	124	55.6	926	66	5	96.0

In 2016, **Marcus Mariota's** 113.5 passer rating in the red zone (from the opponents' 1-19 yard lines) tied for third in the NFL. He had 18 touchdowns without an interception in the red zone.

**Highest red zone passer rating in 2016 (from the opponents' 1-19 yard lines):**

Player	Team	Att	Cmp	Yds	TD	Int	Rate
1. Ryan Tannehill	Mia	44	30	224	11	0	119.7
2. Colin Kaepernick	SF	32	19	185	13	0	115.2
3. Andrew Luck	Ind	66	44	258	20	0	113.5
<b>Marcus Mariota</b>	<b>Ten</b>	<b>54</b>	<b>34</b>	<b>251</b>	<b>18</b>	<b>0</b>	<b>113.5</b>
5. Tom Brady	NE	62	43	288	20	1	112.1
6. Tyrod Taylor	Buf	50	30	240	11	0	111.7
7. Sam Bradford	Min	74	50	309	14	1	109.7
8. Matt Ryan	Atl	94	62	374	23	1	108.8
9. Aaron Rodgers	GB	105	64	382	31	0	107.6
10. Andy Dalton	Cin	67	37	267	13	0	104.3

As a rookie in 2015, Mariota's 116.1 passer rating in the red zone ranked third in the NFL behind **Blaine Gabbert's** 120.5 and **Matthew Stafford's** 118.0. Since at least 1991 (statistic not tracked prior to then), Mariota finished with the highest single-season passer rating by a Titans quarterback, topping the previous benchmark of 110.5 by **Ryan Fitzpatrick** in 2013 (25-41, 177 yards, eight touchdowns, zero interceptions).

## SINGLE-GAME COMPLETION %, NFL HISTORY

On Nov. 26, 2018, **Marcus Mariota** completed 22 of 23 passes for 303 yards. His completion rate of 95.65 percent set a franchise record and was the second-highest single-game completion percentage in NFL history (minimum 20 attempts). Los Angeles Chargers quarterback **Philip Rivers** set the all-time NFL record the day before Mariota's performance at Houston, completing 96.55 percent of his passes (28 of 29) against the Arizona Cardinals on Nov. 25.

Prior to Week 12 of the 2018 campaign, the previous NFL record holder was **Kurt Warner**, who completed 92.31 percent of his passes for Arizona against Jacksonville on Sept. 20, 2009 (24 of 26).

**Highest completion percentage in a game in NFL history (minimum 20 attempts to qualify; as of Nov. 26, 2018):**

Player	Team	Opp	Date	Att	Cmp	Pct
1. Philip Rivers	LAC	Ari	11/25/18	29	28	96.55
2. <b>Marcus Mariota</b>	<b>Ten</b>	<b>at Hou</b>	<b>11/26/18</b>	<b>23</b>	<b>22</b>	<b>95.65</b>
3. Kurt Warner	Ari	Jax	9/20/09	26	24	92.31
4. Vinny Testaverde	Cle	LAR	12/26/93	23	21	91.30
5. Ken Anderson	Cin	Pit	11/10/74	22	20	90.91

Mariota broke the franchise's single-game completion-percentage record held by former Oilers signal caller **Chris Chandler**, who completed 88.5 percent of his passes (23 of 26) at Cincinnati on Sept. 24, 1995.

**Highest completion percentage in a game in franchise history (minimum 20 attempts to qualify):**

Player	Opp	Date	Att	Cmp	Pct
1. <b>Marcus Mariota</b>	<b>at Hou</b>	<b>11/26/18</b>	<b>23</b>	<b>22</b>	<b>95.65</b>
2. Chris Chandler	at Cin	9/24/95	26	23	88.46
3. Ken Stabler	Bal	9/21/80	21	18	85.71
4. Steve McNair	Ind	12/8/02	23	19	82.61
Warren Moon	Mia	10/1/89	23	19	82.61
6. Ken Stabler	at Cle	9/15/80	28	23	82.14
7. <b>Marcus Mariota</b>	<b>Jax</b>	<b>10/27/16</b>	<b>22</b>	<b>18</b>	<b>81.82</b>
8. Chris Chandler	at Cle	11/5/95	20	16	80.00

## MARIOTA'S FIRST POSTSEASON

In his first career postseason, **Marcus Mariota** completed 41 of 68 passes for 459 yards with four touchdowns and one interception in two games—both on the road. He led the team to a Wild Card victory at Kansas City on Jan. 6, 2018.

His 93.9 passer rating was the franchise's fourth-best in a single postseason (minimum 20 attempts), ranking behind only **George Blanda's** 117.8 in 1960, **Warren Moon's** 106.0 in 1991 and Moon's 103.0 in 1992.

In a single postseason with the franchise, Mariota also finished sixth in completions, sixth in yards and tied for second in touchdown passes.

**Highest passer rating in a postseason, franchise history (minimum 20 attempts):**

Player	Postseason	Att	Cmp	Yds	TD	Int	Rating
1. George Blanda	1960	31	16	301	3	0	117.8
2. Warren Moon	1991	76	55	596	5	2	106.0
3. Warren Moon	1992	50	36	371	4	2	103.0
4. <b>Marcus Mariota</b>	<b>2017</b>	<b>68</b>	<b>41</b>	<b>459</b>	<b>4</b>	<b>1</b>	<b>93.9</b>
5. Warren Moon	1989	48	29	315	2	0	93.7
6. Warren Moon	1993	43	32	306	1	1	91.8
7. Steve McNair	2002	80	48	532	3	2	81.9
8. Warren Moon	1987	75	45	537	2	3	74.1
9. Dan Pastorini	1978	70	44	602	4	6	73.6
10. Kerry Collins	2008	42	26	281	0	1	71.6



## TITANS TIDBITS: MARCUS MARIOTA

- In 2016, Mariota launched his Motiv8 Foundation, which serves the communities of Middle Tennessee, Eugene and Honolulu. The Motiv8 Foundation aims to create and support economic and educational programs and athletic activities to provide an alternative outlet for youth of troubled neighborhoods and backgrounds. Since its launch, the Motiv8 Foundation has awarded hundreds of thousands of dollars to various organizations.
- The Motiv8 Foundation fed 5,000 homeless and workers in the homeless field on Oahu and Maui and additionally donated 1,000 pounds of dog food to two dog shelters on Oahu during the 2018 off-season.
- Annually, Motiv8 sponsors the attendance of 1,200+ kids to a University of Hawaii game, 300+ kids to a Oregon Ducks game and more than a 100 kids to a Tennessee Titans game.
- Motiv8 also continues to be a major player in high school football in the state of Hawaii with its presenting sponsorship of the nationally televised Polynesian Bowl.
- He is the oldest son of Toa and Alana Mariota. His younger brother, Matthew, is a tight end at Oregon.
- Mariota credits much of his athletic success to playing soccer in his youth. By the time he was eight years old, he was wearing a soccer jersey with the number 8, and he has kept the jersey number ever since then.



## FRANCHISE SINGLE-GAME PASSER RATINGS

Against the Packers on Nov. 13, 2016, **Marcus Mariota** completed 19 of 26 passes for 295 yards with four touchdowns and no interceptions. His passer rating for the game was 149.8.

Among all games in franchise history, Mariota's passer rating against the Packers ranks second. The only one that tops it is a perfect 158.3 by **Chris Chandler** against the Cincinnati Bengals on Sept. 24, 1995.

Mariota already owns three of the franchise's four best single-game passer ratings and five of the team's 17 best performances. His 148.1 passer rating against the Jacksonville Jaguars on Oct. 27, 2016 is third on the list, while his 147.7 passer rating at the Houston Texans on Nov. 26, 2018 is fourth. His 135.7 passer rating at the New Orleans Saints as a rookie (Nov. 8) is 13th, and his 132.6 passer rating against the Cleveland Browns on Oct. 16, 2016 is 17th on the list.

In his NFL debut at Tampa Bay on Sept. 13, 2015, Mariota had a perfect 158.3 passer rating. However, his 15 attempts fell short of the 20 attempts required to qualify in the NFL's official record books.

**Top single-game passer ratings in franchise history (minimum 20 attempts):**

Player	Date	Opp	Att	Cmp	Yds	TD	Int	Rate
1. Chris Chandler	09/24/95	Cin	26	23	352	4	0	158.3
2. <b>Marcus Mariota</b>	<b>11/13/16</b>	<b>GB</b>	<b>26</b>	<b>19</b>	<b>295</b>	<b>4</b>	<b>0</b>	<b>149.8</b>
3. <b>Marcus Mariota</b>	<b>10/27/16</b>	<b>Jax</b>	<b>22</b>	<b>18</b>	<b>270</b>	<b>2</b>	<b>0</b>	<b>148.1</b>
4. <b>Marcus Mariota</b>	<b>11/26/18</b>	<b>Hou</b>	<b>23</b>	<b>22</b>	<b>303</b>	<b>2</b>	<b>0</b>	<b>147.7</b>
5. Steve McNair	10/12/03	Hou	27	18	421	3	0	146.8
6. Warren Moon	11/18/90	Cle	32	24	322	5	0	146.1
7. Warren Moon	11/26/90	Buf	22	16	300	2	0	145.1
8. Chris Chandler	11/26/95	Den	26	18	280	3	0	143.1
9. Warren Moon	10/01/89	Mia	23	19	254	2	0	141.7
10. Warren Moon	11/15/87	Pit	22	16	239	2	0	138.3
11. Chris Chandler	09/08/96	Jac	22	14	226	3	0	137.5
12. Steve McNair	12/26/99	Jac	33	23	291	5	0	136.5
13. <b>Marcus Mariota</b>	<b>11/08/15</b>	<b>NO</b>	<b>39</b>	<b>28</b>	<b>371</b>	<b>4</b>	<b>0</b>	<b>135.7</b>
14. Warren Moon	11/14/93	Cin	31	23	225	4	0	133.7
15. Steve McNair	10/18/98	Cin	21	16	277	1	0	133.5
16. George Blanda	11/19/61	NYT	32	20	418	7	1	132.8
17. <b>Marcus Mariota</b>	<b>10/16/16</b>	<b>Cle</b>	<b>24</b>	<b>17</b>	<b>284</b>	<b>3</b>	<b>1</b>	<b>132.6</b>



## CONSECUTIVE GAMES W/ TWO TD PASSES

Over an eight-game stretch in 2016, **Marcus Mariota** completed at least two touchdown passes. In doing so, he broke Pro Football Hall of Famer **Warren Moon's** franchise record for the most consecutive games with multiple touchdown passes. Moon set the record in 1987.

Mariota became the second NFL quarterback in his first or second year to record a streak of eight or more games in a season with two or more touchdown passes. The only previous player to accomplish the feat was **Dan Marino** (10) in 1984. Among all NFL players, Mariota's streak of games with multiple touchdown passes was the longest such streak since a nine-game run by **Tom Brady** to start the 2015 campaign.

Besides Mariota and Moon, only one other signal caller for the franchise, **Billy Volek** in 2004, had as many as five consecutive games with multiple touchdown passes with the team.

**Most consecutive games with multiple touchdown passes, franchise history:**

Player	Season	Games
1. <b>Marcus Mariota</b>	<b>2016</b>	<b>8</b>
2. Warren Moon	1987	6
3. Billy Volek	2004	5

## FOUR-TD/ZERO-INT PASSING GAMES

On Nov. 20, 2016 against Green Bay, **Marcus Mariota** completed four touchdown passes without throwing an interception. It was his third such performance.

Already, Mariota's trio of four-touchdown/zero-interception passing performances leads all quarterbacks in franchise history. The previous record of two such games was shared by **George Blanda** and **Warren Moon**.

**Most career games with four passing touchdowns and no interceptions, franchise history:**

Quarterback	Seasons	Games
1. <b>Marcus Mariota</b>	<b>2015–2016</b>	<b>3</b>
2. George Blanda	1960–1966	2
Warren Moon	1984–1993	2
4. Chris Chandler	1995–1996	1
Steve McNair	1995–2005	1
Billy Volek	2000–2006	1



## HIGHEST PASSER RATING IN YEARS 1-2

From 2015–2016, **Marcus Mariota** completed 506 of 821 passes for 6,244 yards, 45 touchdowns and 19 interceptions, compiling a passer rating of 93.8.

Mariota's 93.8 passer rating set a franchise record for a player's first two NFL seasons. Additionally, it ranks sixth in NFL history for a player's first two NFL campaigns (minimum 500 attempts), trailing only **Kurt Warner** (107.9), **Dan Marino** (104.5), **Nick Foles** (101.0), **Russell Wilson** (100.6) and **Ben Roethlisberger** (98.3).

The top all-time NFL passer ratings in a player's first two NFL seasons (through 2016; minimum 500 attempts):

Player	Seasons	Passer Rating
1. Kurt Warner	1998–1999	107.9
2. Dan Marino	1983–1984	104.5
3. Nick Foles	2012–2013	101.0
4. Russell Wilson	2012–2013	100.6
5. Ben Roethlisberger	2004–2005	98.3
6. <b>Marcus Mariota</b>	2015–2016	93.8

## ROOKIE ACCURACY

In 2015, Titans quarterback **Marcus Mariota** posted one of the highest completion percentages in NFL history among rookie quarterbacks. His completion percentage of 62.2 was the fifth best all-time among rookies.

Mariota's completion percentage would shatter the franchise's rookie record. Until Mariota, **Vince Young's** completion percentage of 51.5 in 2006 was the best among rookie qualifiers in team annals.

Highest completion percentage among rookie quarterbacks in NFL history (through 2015; minimum 14 passes per team game, or 224 attempts per 16 games):

Quarterback	Year	Team	Comp	Att	Pct
1. Ben Roethlisberger	2004	Pittsburgh	196	295	66.4
2. Robert Griffin III	2012	Washington	258	393	65.7
3. Teddy Bridgewater	2014	Minnesota	259	402	64.4
4. Russell Wilson	2012	Seattle	252	393	64.1
5. <b>Marcus Mariota</b>	2015	Tennessee	227	364	62.2
6. Matt Ryan	2008	Atlanta	265	434	61.1
7. Carson Palmer	2004	Cincinnati	263	432	60.9
8. Nick Foles	2012	Philadelphia	161	265	60.8
9. Joe Flacco	2008	Baltimore	257	428	60.1
10. Sam Bradford	2010	St. Louis	354	590	60.0

## ROOKIE QBS WITH 3 TD PASSES 4 TIMES

**Marcus Mariota** completed three or more touchdown passes on four different occasions during his rookie season. He joined **Peyton Manning** (four in 1998) as the only rookies to accomplish the feat.

Most games as a rookie with three or more touchdown passes, NFL history (through 2015):

Player	Season	Games with 3+ TD Passes
<b>Marcus Mariota</b>	2015	4
Peyton Manning	1998	4

**Marcus Mariota's three-touchdown games:**

Date	Opponent	TD Passes
Sept. 13, 2015	at Tampa Bay	4
Nov. 8, 2015	at New Orleans	4
Nov. 29, 2015	Oakland	3
Dec. 6, 2015	Jacksonville	3

## RUSH TO THE RECORD BOOKS

On Dec. 6, 2015 against Jacksonville, **Marcus Mariota** rushed for an 87-yard touchdown against Jacksonville and finished the game with 112 rushing yards on nine attempts.

The 87-yard run was the longest run in franchise history by a quarterback and at the time was the fifth-longest run overall for the team, behind three rushes by running back **Chris Johnson** (94, 91 and 89 yards) and one rush by running back **Sid Blanks** (91).

**Steve McNair** previously recorded the longest run in franchise history by a quarterback with a 71-yard attempt in 1998 (Nov. 8 at Tampa Bay).

Longest rushing attempts in franchise history:

Player	Date	Opp	Rush
1. Derrick Henry	12/6/18	Jacksonville	99t
2. Chris Johnson	12/17/12	New York Jets	94t
3. Chris Johnson	9/20/09	Houston	91t
Sid Blanks	12/13/64	New York Jets	91t
5. Chris Johnson	11/1/09	Jacksonville	89t
6. <b>Marcus Mariota (QB)</b>	12/6/15	Jacksonville	87t
7. Chris Johnson	11/29/09	Arizona	85t
8. Chris Johnson	10/21/12	at Buffalo	83t
9. Earl Campbell	11/20/78	Miami	81t
10. Chris Johnson	11/4/12	Chicago	80t
LenDale White	10/19/08	at Kansas City	80t
Larry Moriarty	9/11/83	at L.A. Raiders	80

From 1960–2016, only two quarterbacks recorded a run longer than Mariota's 87-yarder. Oakland's **Terrelle Pryor** set the NFL quarterback record with 93-yard touchdown run for the Oakland Raiders in 2013 (Oct. 27 against Pittsburgh), and most recently San Francisco's **Colin Kaepernick** had a 90-yard touchdown run in 2014 at the San Diego Chargers (Dec. 20).

Longest rushing attempts since 1960 history among NFL quarterbacks (through 2017):

Player	Date	Date/Opp	Rush
1. Terrelle Pryor	Oak	10/27/13 vs. Pit	93
2. Colin Kaepernick	SF	12/20/14 at SD	90
3. <b>Marcus Mariota</b>	Ten	11/6/15 vs. Jax	87

Mariota's 112 rushing yards against the Jaguars set a new single-game record among Titans/Oilers quarterbacks, topping the record of 95 yards held by **Steve McNair** (Nov. 8, 1998 at Tampa Bay).

Most single-game rushing yards by a quarterback in franchise history:

Player	Date	Opp	Rush Yds
1. <b>Marcus Mariota</b>	12/6/15	Jacksonville	112
2. Steve McNair	11/8/98	at Tampa Bay	95
3. Steve McNair	12/21/97	Pittsburgh	90
4. Vince Young	12/10/06	at Houston	86
5. Steve McNair	12/13/98	at Jacksonville	81



## SINGLE-SEASON ROOKIE RECORDS

In 2015, **Marcus Mariota** broke virtually every rookie passing record for the franchise, completing 230 of 370 passes for 2,818 yards, 19 touchdowns and 10 interceptions.

**Most passing attempts** in a season by a rookie, franchise history:

Rookie QB	Season	Pass Attempts
1. <b>Marcus Mariota</b>	<b>2015</b>	<b>370</b>
2. Vince Young	2006	357
3. Dan Pastorini	1971	270
4. Zach Mettenberger	2014	179
5. Brent Pease*	1987	113
6. Steve McNair	1995	80
7. Jacky Lee	1960	77

**Most completions** in a season by a rookie, franchise history:

Rookie QB	Season	Completions
1. <b>Marcus Mariota</b>	<b>2015</b>	<b>230</b>
2. Vince Young	2006	184
3. Dan Pastorini	1971	127
4. Zach Mettenberger	2014	107
5. Brent Pease*	1987	56
6. Jacky Lee	1960	41
Steve McNair	1995	41

**Most passing yards** in a season by a rookie, franchise history:

Rookie QB	Season	Passing Yards
1. <b>Marcus Mariota</b>	<b>2015</b>	<b>2,818</b>
2. Vince Young	2006	2,199
3. Dan Pastorini	1971	1,702
4. Zach Mettenberger	2014	1,412
5. Jacky Lee	1960	842
6. Brent Pease*	1987	728
7. Steve McNair	1995	569

**Most passing touchdowns** in a season by a rookie, franchise history:

Rookie QB	Season	Passing TDs
1. <b>Marcus Mariota</b>	<b>2015</b>	<b>19</b>
2. Vince Young	2006	12
3. Zach Mettenberger	2014	8
4. Dan Pastorini	1971	7
5. Jacky Lee	1960	5
6. Steve McNair	1995	3
Brent Pease*	1987	3

**Highest passer rating** in a season by a rookie, franchise history (minimum 100 attempts):

Rookie QB	Season	Passer Rating
1. <b>Marcus Mariota</b>	<b>2015</b>	<b>91.5</b>
2. Zach Mettenberger	2014	83.4
3. Vince Young	2006	66.7
4. Brent Pease*	1987	60.6
5. Dan Pastorini	1971	43.8

**Highest completion percentage** in a season by a rookie, franchise history (minimum 100 attempts):

Rookie QB	Season	Passer Rating
1. <b>Marcus Mariota</b>	<b>2015</b>	<b>62.2</b>
2. Zach Mettenberger	2014	59.8
3. Vince Young	2006	51.5
4. Brent Pease*	1987	49.6
5. Dan Pastorini	1971	47.0

\* Replacement player during strike

## #7 • QB BLAINE GABBERT

[CLICK FOR COMPLETE BIO](#)



Quarterback **Blaine Gabbert** (6-4, 235) completed his eighth NFL season and his first campaign with the Titans in 2018. He was signed to give the team an experienced, veteran leader to back up starting quarterback **Marcus Mariota**.

Gabbert appeared in eight games in 2018 with three starts. He completed 61 of 101 passes for 626 yards with four touchdowns and four interceptions (74.9 passer rating).

Gabbert spent the seven previous seasons with the Jacksonville Jaguars (2011-13), San Francisco 49ers (2014-16) and Arizona Cardinals (2017). In 48 games and 45 starts prior to his arrival in Tennessee, he passed for 8,437 yards, 44 touchdowns and 43 interceptions.

In 2017, the former first-round pick started five games for the Cardinals and completed 95 of 171 passes for 1,086 yards with six touchdowns and six interceptions for a 71.9 passer rating.

In 2015, Gabbert started eight games for the San Francisco 49ers and set career highs in completion percentage (63.1), yards per attempt (7.2), passer rating (86.2) and rushing yards (185). He completed 178 of 282 pass attempts for 2,031 yards with 10 touchdowns.

As a rookie in 2011, Gabbert started a career-high 14 games for the Jacksonville Jaguars and connected on 210 of 413 pass attempts for 2,214 yards with 12 touchdowns.

In three seasons at the University of Missouri, he appeared in 31 games (26 starts) and completed 568 of 933 passes for 6,822 yards with 40 touchdowns and 18 interceptions. His passing yards yardage total ranked third in school history, while his passer efficiency rating of 132.6 ranked second (Chase Daniel) in school annals.

A native of Ballwin, Mo., Gabbert was originally selected by the Jaguars in the first round (10th overall) of the 2011 NFL Draft.

### 2018 Highlights:

➤ **At Miami (9/9)**, entered the game for Marcus Mariota (elbow injury) and completed 11 of 22 passes for 117 yards with one interception.

➤ **Against Houston (9/16)**, recorded his first start in a Titans uniform and his 46th career start. He finished the game with 13 completions and 117 yards on 20 attempts with one touchdown and no interceptions. His passer rating of 97.3 was the third-highest rating of his career in games with at least 20 passing attempts. In the first quarter, he recorded an 18-yard scoring strike to Taywan Taylor to give him his 45th career touchdown pass. He led a 12-play, 62-yard drive in the fourth quarter that included Ryan Succop's game-winning field goal. It gave Gabbert his sixth career game-winning drive.

➤ **At Jacksonville (9/23)**, started and attempted three passes (one completion for eight yards) before leaving the game in the first quarter with a concussion.

➤ **Against Philadelphia (9/30)**, he was inactive due to a concussion.





- **At Indianapolis (11/18)**, entered the game late in the second quarter after Marcus Mariota exited (elbow injury) and completed 11 of 16 passes for 118 yards, one touchdown and one interception (84.9 passer rating). In the fourth quarter, he completed a one-yard touchdown pass to Tajaé Sharpe.
- **Against Washington (12/22)**, entered in relief of Marcus Mariota (stinger) late in the second quarter. He completed seven of 11 passes for 101 yards with one touchdown, no interceptions and a passer rating of 123.7. His two-yard touchdown pass to tight end MyCole Pruitt with 4 minutes and 30 seconds remaining in the fourth quarter gave the Titans the lead. He was credited with his seventh career game-winning drive.
- **Against Indianapolis (12/30)**, with Marcus Mariota inactive for the Sunday night contest due to neck and foot injuries, recorded his third start of the season. He passed for 165 yards, including a 22-yard touchdown pass to tight end Luke Stocker in the third quarter. It was his fourth touchdown pass of 2018 (48th career).

#### Gabbert's Career Regular Season Passing Statistics:

Year	Team	G/S	Att	Cmp	Pct	Yds	TD	Int	Lg	Sack	Rate
2011	Jax	15/14	413	210	50.8	2,214	12	11	74t	40	65.4
2012	Jax	10/10	278	162	62.4	1,662	9	6	80t	22	77.4
2013	Jax	3/3	86	42	48.8	481	1	7	67t	12	36.0
2014	SF	1/0	7	3	42.9	38	1	0	20t	0	100.0
2015	SF	8/8	282	178	63.1	2,031	10	7	71t	25	86.2
2016	SF	6/5	160	91	56.9	925	5	6	75t	11	68.4
2017	Ari	5/5	171	95	55.6	1,086	6	6	52t	23	71.9
2018	Ten	8/3	101	61	60.4	626	4	4	35	5	74.9
<b>Totals</b>		<b>56/48</b>	<b>1,498</b>	<b>842</b>	<b>56.2</b>	<b>9,063</b>	<b>48</b>	<b>47</b>	<b>80</b>	<b>138</b>	<b>71.7</b>

#### Gabbert's Regular Season Single-Game Highs:

- Attempts** - 50 vs. Cincinnati (12/20/15)
- Completions** - 30 vs. Cincinnati (12/20/15)
- Passing Yards** - 354 vs. St. Louis (1/3/16)
- Touchdown Passes** - 3 at Houston (11/19/17)
- Long Completion** - 80t at Indianapolis (9/23/12)

## MORE TITANS QUARTERBACKS

### 12 - QB AUSTIN DAVIS (6-2, 221, 7th Year, Southern Mississippi)

- **Austin Davis** was re-signed by the Titans as a free agent on Dec. 24, 2018 after previously spending time with the team from Sept. 25–Oct. 9, 2018. He did not see game action in 2018.
- Davis entered the NFL as a rookie free agent with the St. Louis Rams in 2012. He has spent time with the Rams, Miami Dolphins, Cleveland Browns, Denver Broncos and Seattle Seahawks. In 16 career games (10 starts) prior to his arrival in Tennessee, his passing totals included 378 attempts, 236 completions, 2,548 yards, 13 touchdowns, 12 interceptions and a passer rating of 80.4.
- In 2017, Davis appeared in three games for the Seahawks but did not attempt a pass. He was active but did not play in 13 contests.
- His greatest level of experience came in 2014 with the Rams. He played 10 games with eight starts, completing 180 of 284 passes for 2,001 yards, 12 touchdowns, nine interceptions and a passer rating of 85.1.
- A native of Collinsville, Miss., Davis attended the University of Southern Mississippi, where he set the school's single-season and career records for touchdowns, passing yards and completion percentages. As a senior, he led the Golden Eagles to 12 wins and a Conference USA championship.



## TITANS RUNNING BACKS

No.	Name	Ht	Wt	Exp	College
32	Fluellen, David (IR)	5-11	224	2	Toledo
22	Henry, Derrick	6-3	247	3	Alabama
33	Lewis, Dion	5-8	195	7	Pittsburgh
30	McNichols, Jeremy	5-9	205	1	Boise State

### #22 • RB DERRICK HENRY

[CLICK FOR COMPLETE BIO](#)



Running back **Derrick Henry** (6-3, 247) completed his third NFL season in 2018. He was selected by the Titans with the 45th overall pick in the second round of the 2016 NFL Draft.

Henry authored his first career 1,000-yard season in 2018 and the 28th 1,000-yard rushing season in franchise history, totaling 1,059 yards and 12 touchdowns on 215 carries—all career highs.

His 2018 rushing yardage ranked second in the AFC to **Joe Mixon's** 1,168 yards, and he finished seventh in the NFL. Henry's 12 rushing touchdowns tied **James Connor** for third place in the NFL behind **Todd Gurley** (17) and **Alvin Kamara** (14).

Henry was named AFC Offensive Player of the Month for December 2018. His 625 rushing yards in the month were the most by any NFL player in any month during the season.

Against the Jacksonville Jaguars on Dec. 6, Henry recorded one of the greatest single games in franchise history in front of a national television audience. He broke **Chris Johnson's** single-game franchise record (228) with 238 rushing yards, including a 99-yard touchdown run. He joined **Tony Dorsett** as the only two players in NFL history to rush for a 99-yard score.

In 2017, Henry shared time in the Titans backfield with **DeMarco Murray**. Henry led the team with 744 rushing yards on 176 carries, and he added 11 receptions for 136 yards and a touchdown. His five rushing touchdowns tied for second on the club.

As a rookie, Henry played in 15 games with one start, sharing time in the backfield with **DeMarco Murray**. He carried the ball 110 times for 490 yards and five touchdowns and added 137 yards on 13 receptions. Henry became the third rookie for the franchise in the "Titans era" to score at least five touchdowns in a season, joining **Vince Young** (seven rushing touchdowns in 2006) and **Chris Johnson** (nine rushing and one receiving in 2008).





The Heisman Trophy winner played three seasons (2013–2015) at the University of Alabama, where he set numerous school and SEC records while leading his team to a National Championship in 2015.

Henry played in 39 games and totaled 602 carries for 3,591 yards and 42 rushing touchdowns and added 285 yards on 17 career receptions with three receiving scores. During Alabama's victory over Clemson in the 2016 College Football Playoff National Championship, he broke **Shaun Alexander's** record for most career rushing yards in Alabama history.

In his final collegiate season, Henry rushed for an Alabama and Southeastern Conference record 2,219 yards, which led the nation and ranked fifth in FBS history. He recorded 100-yard rushing games 10 times and had four 200-yard games during the season. His 28 rushing touchdowns were a national best and an SEC record, snapping **Tim Tebow** and **Tre Mason's** old mark of 23. In addition to the Heisman, he also won the Doak Walker Award, Walter Camp Award and Maxwell Award, among a multitude of other honors.

Henry is a native of Yulee, Fla.

#### 2018 Highlights:

- **At Miami (9/9)**, rushed for 26 yards on 10 attempts and added a five-yard reception.
- **Against Houston (9/16)**, led the offense with 56 rushing yards on 18 attempts. He also was credited with an eight-yard pass to Taywan Taylor on a play from the wildcat formation.
- **At Jacksonville (9/23)**, led the team with 18 carries and 57 rushing yards. He recorded 40 yards on 10 carries in the fourth quarter.
- **Against Philadelphia (9/30)**, rushed for 24 yards on eight carries and added two receptions for seven yards.
- **At Buffalo (10/7)**, led the team with 56 rushing yards on 11 attempts.
- **Against Baltimore (10/14)**, rushed seven times for 21 yards and added a five-yard reception.
- **Against the Los Angeles Chargers in London (10/21)**, rushed for 33 yards and one touchdown on 12 carries. In the third quarter, he scored on a one-yard carry to give him his first touchdown of 2018. He added 32 yards on two receptions, including a 21-yard reception.
- **At Dallas (11/5)**, rushed for 27 yards and one touchdown on six carries and added two receptions for five yards on Monday Night Football. He scored for the second consecutive game, reaching the end zone at Dallas on a one-yard run in the second quarter.
- **Against New England (11/11)**, scored on a one-yard touchdown run for the third consecutive game, reaching the end zone from one yard out in the first quarter. In the fourth quarter, he took a snap in the wildcat formation and scampered 10 yards to the end zone. Henry, who had a team-high 58 yards on 11 carries in the game, matched his career high for touchdowns in a game.
- **At Indianapolis (11/18)**, led the team with 46 yards on nine carries.
- **At Houston (11/26)**, recorded a team-high eight carries for 30 yards and added two receptions for 19 yards on Monday Night Football.



➤ **Against the New York Jets (12/2)**, recorded a team-high 10 carries for 40 yards. In the third quarter, he scored on a one-yard carry to give him five rushing touchdowns in 2018, equaling his career high set in each of his first two NFL seasons. He scored his fifth touchdown in a six-game span, beginning on Oct. 21.

➤ **Against Jacksonville (12/6)**, rushed for 238 yards and four touchdowns on 17 carries on Thursday Night Football. His 238 rushing yards set a new franchise record, breaking Chris Johnson's mark of 228 yards against the Jaguars on Nov. 1, 2009. Henry's rushing yards against the Jaguars were the most in any NFL game in 2018 through 14 weeks and the most by any NFL player since Tampa Bay's Doug Martin rushed for 251 yards at Oakland on Nov. 4, 2012. He also broke his previous career high of 131 rushing yards against Indianapolis on Oct. 16, 2017. In the second quarter, he recorded the second 99-yard run in NFL history, matching Cowboys running back Tony Dorsett's NFL record (Jan. 3, 1983 vs. Minnesota). It was also the team record, topping Chris Johnson's 94-yard touchdown run against the New York Jets on Dec. 17, 2012. It was the 15th 99-yard scrimmage play in history (13 passes) and the first since Victor Cruz's 99-yard reception against the Jets on Dec. 24, 2011. Henry scored on a three-yard run in the first quarter, a 99-yard run in the second quarter, a 16-yard run in the third quarter, and a 54-yard run in the third quarter to tie the franchise record with four rushing touchdowns in a game (Earl Campbell against Miami Dolphins on Nov. 20, 1978; Lorenzo White against Cleveland on Dec. 9, 1990). Henry was the first NFL player with four rushing touchdowns in a game since Patriots running back Jonas Gray at Indianapolis on Nov. 16, 2014. Henry became the seventh NFL player since the 1970 AFL-NFL merger with at least four rushing touchdowns and at least 200 rushing yards in a game. He matched Chris Johnson (Sept. 20, 2009 vs. Houston) as the only players in NFL history with a rushing touchdown of at least 90 yards and a rushing touchdown of at least 50 yards in the same game. Henry's 24 points tied Campbell (Nov. 20, 1978) and White (Dec. 9, 1990) for the fourth-highest single-game total in franchise history, trailing only Billy Cannon (30 on Dec. 10, 1961), Rob Bironas (26 on Oct. 21, 2007) and George Blanda (26 on Sept. 18, 1960). Henry's 238 rushing yards and four rushing touchdowns were each the most in any Thursday Night Football game in history. With his four touchdowns in the game, Henry set a new career high with nine rushing touchdowns on the season. He was named AFC Offensive Player of the Week and the FedEx Ground Player of the Week for his performance against the Jaguars.

➤ **At the New York Giants (12/16)**, led the team with 170 rushing yards and two touchdowns on a career-high 33 carries. He was the first NFL player to follow a 200-yard rushing performance with a 100-yard rushing effort in his team's next game since Miami's Jay Ajayi, who had three consecutive rushing performances of 204 yards, 214 yards and 111 yards, respectively, from Oct. 16–Nov. 6, 2016. Henry recorded his fifth career 100-yard rushing game (including postseason) and became the first Titans player with back-to-back 100-yard rushing efforts since DeMarco Murray from Oct. 23–27, 2016. With 238 rushing yards in Week 14 and 170 rushing yards at New York, Henry set a franchise record with 408 rushing yards in a two-game span. The previous record of 405 rushing yards in two games was set by Earl Campbell in 1980, when Campbell posted 203 yards against Tampa Bay (Oct. 19) and 202 yards against Cincinnati (Oct. 26). Henry scored against the Giants on a one-yard rush in the first quarter and another one-yard run in the third quarter. He became the first Titans player since Chris Johnson in 2010 with 11 rushing touchdowns in a season, and he became the first player in franchise history with six rushing touchdowns in a two-game span. The last NFL player with six rushing touchdowns over a two-game span was Falcons running back Devonta Freeman from Sept. 27–Oct. 4, 2015. Henry's six total touchdowns were the most by a Titans player since wide receiver Drew Bennett had six receiving touchdowns in a two-game span from Dec. 5–13, 2004. Henry was the fifth player since 2002 to record at least 170 rushing yards and two touchdown runs in consecutive games, joining LaDainian Tomlinson (2006), Deuce McAllister (2003), Clinton Portis (2003) and Ricky Williams (2002). Henry's 33 rushing attempts were the most for the club since Chris Johnson had 36 rushing attempts on Jan. 3, 2010. He was voted the FedEx Ground Player of the Week for the second consecutive week.

➤ **Against Washington (12/22)**, led the team with 84 rushing yards on 21 carries, averaging 4.0 yards per attempt. He capped the Titans offense's first series with a one-yard touchdown run. It was his 12th rushing touchdown of the season, and he became the first Titans rusher to hit the mark since Chris Johnson had 14 rushing touchdowns in 2009. It was Henry's eighth rushing touchdown in a four-game span. His 18-yard run in the fourth quarter led to the game-winning touchdown on the next play.

➤ **Against Indianapolis (12/30)**, rushed for 93 yards on 16 carries on Sunday Night Football. On a 19-yard run in the third quarter, he went over the 1,000-yard mark on the season for the first time in his three-year career.

➤ He was named AFC Offensive Player of the Month for December.

#### Henry's Career Regular Season Statistics:

Year	GP	GS	Att	Yds	Avg	Lg	TD	Rec	Yds	Avg	Lg	TD
2016	15	2	110	490	4.5	22	5	13	137	10.5	29	0
2017	16	2	176	744	4.2	75t	5	11	136	12.4	66t	1
2018	16	12	215	1,059	4.9	99t	12	15	99	6.6	21	0
<b>Totals</b>	<b>47</b>	<b>16</b>	<b>501</b>	<b>2,293</b>	<b>4.6</b>	<b>99t</b>	<b>22</b>	<b>39</b>	<b>372</b>	<b>9.5</b>	<b>66t</b>	<b>1</b>

#### Henry's Career Postseason Statistics:

Year	GP	GS	Att	Yds	Avg	Lg	TD	Rec	Yds	Avg	Lg	TD
2017	2	2	35	184	5.3	35t	1	5	56	11.2	29	0

#### Henry's Regular Season Single-Game Highs:

**Rushing Attempts** - 33 at N.Y. Giants (12/16/18)

**Rushing Yards** - 238 vs. Jacksonville (12/6/18)

**Long Rush** - 99t vs. Jacksonville (12/6/18)

**Rushing Touchdowns** - 4 vs. Jacksonville (12/6/18)

**Receptions** - 4 vs. Jacksonville (10/27/16)

**Receiving Yards** - 66 vs. Jacksonville (12/31/17)

**Long Reception** - 66t vs. Jacksonville (12/31/17)

**Receiving Touchdowns** - 1 vs. Jacksonville (12/31/17)

#### Henry's Playoff Single-Game Highs:

**Rushing Attempts** - 23 at Kansas City (1/6/18)

**Rushing Yards** - 156 at Kansas City (1/6/18)

**Long Rush** - 35t at Kansas City (1/6/18)

**Rushing Touchdowns** - 1 at Kansas City (1/6/18)

**Receptions** - 3 at New England (1/13/18)

**Receiving Yards** - 35 at Kansas City (1/6/18)

**Long Reception** - 29 at Kansas City (1/6/18)

**Receiving Touchdowns** - (none)

## 2018 NFL RUSHING LEADERS

**Derrick Henry** recorded 215 carries in 2018 for 1,059 yards. He ranked second in the AFC in rushing yardage behind Cincinnati's **Joe Mixon** (1,168) and ranked seventh overall in the NFL.

#### NFL rushing leaders in 2018 (rushing yards):

Player	Team	Rushing Yards
1. Ezekiel Elliott	Dallas Cowboys	1,434
2. Saquon Barkley	New York Giants	1,307
3. Todd Gurley	Los Angeles Rams	1,251
4. Joe Mixon	Cincinnati Bengals	1,168
5. Chris Carson	Seattle Seahawks	1,151
6. Christian McCaffrey	Carolina Panthers	1,098
7. <b>Derrick Henry</b>	<b>Tennessee Titans</b>	<b>1,059</b>
8. Adrian Peterson	Washington Redskins	1,042
9. Phillip Lindsay	Denver Broncos	1,037
10. Nick Chubb	Cleveland Browns	996

## 2018 RUSHING TOUCHDOWN LEADERS

**Derrick Henry's** scored a career-high 12 rushing touchdowns in 2018. He tied for the third-highest rushing touchdown total in the NFL.

Henry became the first Titans player with 12 rushing touchdowns in a season since **Chris Johnson** had 14 rushing touchdowns in 2009.

#### Most rushing touchdowns in 2018:

Player	Team	Rushing TDs
1. Todd Gurley	Los Angeles Rams	17
2. Alvin Kamara	New Orleans Saints	14
3. <b>Derrick Henry</b>	<b>Tennessee Titans</b>	<b>12</b>
4. James Conner	Pittsburgh Steelers	12
5. Saquon Barkley	New York Giants	11
6. Melvin Gordon	Los Angeles Chargers	10
7. Phillip Lindsay	Denver Broncos	9
8. Chris Carson	Seattle Seahawks	9
9. Marlon Mack	Indianapolis Colts	9
10. Jordan Howard	Chicago Bears	9

## SINGLE-SEASON RUSHING TDs, TEAM HISTORY

**Derrick Henry's** 12 rushing touchdowns in 2018 tied for the seventh-highest single-season total in team history.

#### Most rushing touchdowns in a season, franchise history:

Player	Season	Rushing TDs
1. Earl Campbell	1979	19
2. LenDale White	2008	15
3. Eddie George	2000	14
Chris Johnson	2009	14
5. Earl Campbell	1978	13
Earl Campbell	1980	13
7. <b>Derrick Henry</b>	<b>2018</b>	<b>12</b>
Earl Campbell	1983	12
Eddie George	2002	12
10. Chris Johnson	2010	11

## RUSHING IN THE FOURTH QUARTER

From 2017–2018, running back **Derrick Henry** accumulated 675 of his 1,803 rushing yards in the fourth quarter.

In 2017, Henry accumulated 390 of his 744 rushing yards in the fourth quarter. The only player with more rushing yards in the fourth quarter was Kansas City's league-leading rusher, **Kareem Hunt**.

Since the beginning of the 2017 campaign, only Hunt and **Todd Gurley** have more fourth-quarter rushing yards than Henry.

#### Most fourth-quarter rushing yards from 2017–2018:

Player	Att	Yds	Avg	Lg	TD
1. Todd Gurley	141	692	4.9	36	5
2. Kareem Hunt	147	683	4.7	69	6
3. <b>Derrick Henry</b>	<b>130</b>	<b>675</b>	<b>5.2</b>	<b>75</b>	<b>3</b>
4. Ezekiel Elliott	141	634	4.5	26	6
5. Alvin Kamara	96	504	5.3	49	6
6. Melvin Gordon	109	480	4.4	34	0
7. Joe Mixon	107	460	4.3	51	6
8. Jordan Howard	134	440	3.3	24	3
9. Latavius Murray	112	428	3.8	38	2
10. Mark Ingram	100	417	4.2	50	2

## DECEMBER TO REMEMBER

In five games in the month of December 2018, **Derrick Henry's** rushing totals included 97 carries for 625 yards and eight touchdowns. His 625 yards were the most by any NFL player in any calendar month in 2018.

Additionally, Henry authored one of only four calendar months for the franchise since 1970 in which a player rushed for at least 600 yards. **Chris Johnson** (800 rushing yards in November 2009) and **Earl Campbell** (633 in October 1980; 662 in November 1980) were the organization's only other players to accomplish the feat in that timespan.

Henry's December rushing totals included 40 yards against the New York Jets (Dec. 2), a franchise-record 238 yards against the Jacksonville Jaguars (Dec. 6), 170 yards at the New York Giants (Dec. 16), 84 yards against the Washington Redskins (Dec. 22) and 93 yards against the Indianapolis Colts (Dec. 30).

For his efforts, Henry was named AFC Offensive Player of the Month.

#### Titans/Oilers with 500 rushing yards in any calendar month from 1970-2018 (includes playoffs):

Player	Season	Month	Rushing Yards
1. Chris Johnson	2009	November	800
2. Earl Campbell	1980	November	662
3. Earl Campbell	1980	October	633
4. <b>Derrick Henry</b>	<b>2018</b>	<b>December</b>	<b>532</b>
5. Earl Campbell	1979	September	569
6. Eddie George	2000	October	548
7. Earl Campbell	1979	November	534
8. DeMarco Murray	2016	October	511
9. Earl Campbell	1981	October	510

## RUSHING TDs OF 50+ YARDS

From the time he entered the NFL as a second-round draft pick in 2016 through 2018, **Derrick Henry** had four touchdown runs of at least 50 yards, including two such runs—from 99 yards and 54 yards—on Dec. 6, 2018 against the Jacksonville Jaguars. Henry also had touchdown runs in 2017 of 75 yards (Dec. 3 vs. Houston) and 72 yards (Oct. 16 vs. Indianapolis).

Henry and New York Giants running back **Saquon Barkley** tied with the most such runs in the NFL from 2016–2018. They accounted for eight of the 62 touchdown runs of 50-plus yards in that time period. **Isaiah Crowell** placed third with three touchdown runs of 50-plus yards.

Henry, **Chris Johnson** (11) and **DeMarco Murray** (two) are the only other Tennessee players in the “Titans era” (1999–present) with more than one total rushing touchdown of at least 50 yards.

### Most rushing touchdowns of 50 yards or more from 2016–2018:

Player	Team	Rushing TDs
1. Derrick Henry	Tennessee Titans	4
Saquon Barkley	New York Giants	4
3. Isaiah Crowell	Cleveland/N.Y. Jets	3
4. (12 tied)		2

## FOUR CONSECUTIVE GAMES WITH RUSHING TD

**Derrick Henry** scored at least one rushing touchdown in four consecutive contests in 2018. The streak included games against the New York Jets (Dec. 2), Jacksonville Jaguars (Dec. 6), at the New York Giants (Dec. 16) and against the Washington Redskins (Dec. 22).

Henry's streak tied for the fourth-longest such streak in franchise history. **DeMarco Murray** (2016) and **Earl Campbell** (twice—1979 and 1983) hold the record with five consecutive games with a rushing touchdown.

### Most consecutive team games with a rushing touchdown, franchise history:

Player	Season	Consec. Games with a Rushing TD
1. DeMarco Murray	2016	5
Earl Campbell	1983	5
Earl Campbell	1979	5
4. <b>Derrick Henry</b>	<b>2018</b>	<b>4</b>
LenDale White	2008	4
Eddie George	2000	4
Gary Brown	1993	4
Alonzo Highsmith	1989	4
Earl Campbell	1981	4
Earl Campbell	1979	4

## RUSHING YARDS IN A TWO-GAME SPAN

Following a franchise-record 238 rushing yards against the Jacksonville Jaguars on Dec. 6, 2018, **Derrick Henry** then totaled 170 rushing yards at the New York Giants on Dec. 16 to give him a franchise record of 408 rushing yards in a two-game span.

The previous record of 405 rushing yards in two games was set by **Earl Campbell** in 1980, when Campbell posted 203 yards against Tampa Bay (Oct. 19) and 202 yards against Cincinnati (Oct. 26).

### Most total rushing yards in two consecutive games, franchise history:

Player	Game 1	Yds	Game 2	Yds	Total
<b>Derrick Henry</b>	<b>12/6/18 vs. Jax</b>	<b>238</b>	<b>12/16/18 at NYG</b>	<b>170</b>	<b>408</b>
Earl Campbell	10/19/80 vs. TB	203	10/26/80 vs. Cin	202	405

## RECORD-SETTING NIGHT

On Dec. 6, 2018, **Derrick Henry** had one of the most memorable rushing performances in NFL history on Thursday Night Football. He rushed for a team-record 238 yards and four touchdowns (tied), including a 99-yard touchdown run.

[WATCH: Highlights from Derrick Henry's performance on 12/6/18](#)

Henry's 238 rushing yards set a new franchise record, breaking **Chris Johnson's** mark of 228 yards against the Jaguars on Nov. 1, 2009. It was the highest single-game rushing total in the NFL in 2018 and the league's highest total since **Doug Martin's** 251 rushing yards for the Tampa Bay Buccaneers against the Oakland Raiders on Nov. 4, 2012.

### Most rushing yards in a game, franchise history:

Player	Date	Opponent	Rushing Yards
1. <b>Derrick Henry</b>	<b>12/6/18</b>	<b>Jacksonville</b>	<b>238</b>
2. Chris Johnson	11/1/09	Jacksonville	228
3. Eddie George	8/31/97	Oakland	216
Billy Cannon	12/10/61	at New York	216
5. Earl Campbell	11/16/80	at Chicago	203
Earl Campbell	10/19/80	Tampa Bay	203
7. Earl Campbell	10/26/80	Cincinnati	202
8. Eddie George	12/9/99	Oakland	199
Earl Campbell	11/20/78	Miami	199
10. Chris Johnson	9/20/09	Houston	197

In the second quarter, Henry took a handoff from **Marcus Mariota** inside his own one-yard line and raced 99 yards for a touchdown. It was the second 99-yard run in NFL history, tying **Tony Dorsett's** record-setting touchdown run for the Dallas Cowboys against the Minnesota Vikings on Jan. 3, 1983. It was also the team record, topping Johnson's 94-yard touchdown run against the New York Jets on Dec. 17, 2012. The only other runs in franchise history of at least 90 yards were Johnson's 91-yard rush against the Houston Texans on Sept. 20, 2009 and a 91-yarder by Sid Blanks against the Jets on Dec. 13, 1964.

Henry's 99-yard touchdown run tied for the longest scrimmage play in NFL history. It was the 15th such play, including his and Dorsett's runs and 13 passing plays. The last 99-yard scrimmage play before Henry's was New York Giants wide receiver **Victor Cruz's** 99-yard reception from **Eli Manning** against the New York Jets on Dec. 24, 2011.

### Longest runs from scrimmage in NFL history:

Player	Team	Date	Opponent	Rushing Yards
1. <b>Derrick Henry</b>	<b>Tennessee</b>	<b>12/6/18</b>	<b>Jacksonville</b>	<b>99t</b>
Tony Dorsett	Dallas	1/3/83	Minnesota	99t
3. Ahman Green	Green Bay	12/28/03	Denver	98t
4. Lamar Miller	Houston	11/26/18	Tennessee	97t
Lamar Miller	Miami	12/28/14	N.Y. Jets	97t
Andy Uram	Green Bay	10/8/39	Chi. Cardinals	97t
Bob Gage	Pittsburgh	12/4/49	Chi. Bears	97t

Henry scored on a three-yard run in the first quarter, a 99-yard run in the second quarter, a 16-yard run in the third quarter, and finally a 54-yard run in the third quarter. He tied the franchise record and became the third player in franchise history to rush for four touchdowns in a game, joining Earl Campbell (against Miami on Nov. 20, 1978) and Lorenzo White (against Cleveland on Dec. 9, 1990).

The only franchise player with more overall touchdowns in a game than Henry was Oilers running back **Billy Cannon**, who had five total touchdowns (three rushing, two receiving) at the New York Titans on Dec. 10, 1961. Henry became the first NFL player with four rushing touchdowns in a game since New England Patriots running back **Jonas Gray** at Indianapolis on Nov. 16, 2014.



## Most rushing touchdowns in a game, franchise history:

Player	Date	Opponent	Rushing Touchdowns
1. <b>Derrick Henry</b>	12/6/18	Jacksonville	4
Lorenzo White	12/9/90	Cleveland	4
Earl Campbell	11/20/78	Miami	4
4. (several tied)			3

Additionally, Henry's rushing performance against the Jaguars accomplished the following:

- He became the ninth NFL player since 1975 with at least one 90-yard run and at least one 60-yard reception in his career. The others were **Tony Dorsett**, **Garrison Hearst**, **Tiki Barber**, **Chris Johnson**, **Jamaal Charles**, **Herschel Walker**, **Warrick Dunn** and **Adrian Peterson**.
- Henry became the seventh NFL player since the 1970 AFL-NFL merger with at least four rushing touchdowns and at least 200 rushing yards in a game, joining **Clinton Portis**, **Barry Sanders**, **Doug Martin**, **Jonas Gray**, **Mike Anderson** and **Corey Dillon**. Henry became the first to accomplish the feat in fewer than 20 carries (17).
- Henry recorded his NFL-high three rushing attempts of at least 70 yards since the beginning of the 2017. **Leonard Fournette** (two) was the only other player with more than one through 14 weeks of the 2018 campaign.
- He matched former Titans running back **Chris Johnson** as the only players in NFL history with a rushing touchdown of at least 90 yards and a rushing touchdown of at least 50 yards in the same game. Johnson accomplished the feat against the Houston Texans on Sept. 20, 2009.
- His 24 points tied for the fourth-highest single-game total in franchise history, trailing only **Billy Cannon** (30 on Dec. 10, 1961), **Rob Bironas** (26 on Oct. 21, 2007) and **George Blanda** (26 on Sept. 18, 1960). **Earl Campbell** (Nov. 20, 1978) and **Lorenzo White** (Dec. 9, 1990) also had 24 points on four touchdowns in a single game.
- His 238 rushing yards and four rushing touchdowns were each the most in any Thursday Night Football game in history.

## RUSHING YARDS IN A TITANS PLAYOFF GAME

On Jan. 6, 2018, **Derrick Henry** rushed for 156 yards and one touchdown on 23 carries. His yardage total ranked second in franchise postseason history.

## Most single-game rushing yards in franchise postseason history:

Player	Date	Opp	Att	Yds	Avg	TD
1. Eddie George	1/16/00	at Ind	26	162	6.2	1
2. <b>Derrick Henry</b>	1/6/18	at KC	23	156	6.8	1
3. Earl Campbell	12/31/78	at NE	27	118	4.4	1
4. Eddie George	1/8/00	Buf	29	106	3.7	0
5. Eddie George	1/30/00	StL (SB)	28	95	3.4	2

## SCRIMMAGE YARDS IN A TITANS PLAYOFF GAME

**Derrick Henry's** 156 rushing yards and 35 receiving yards in the team's Wild Card playoff victory at Kansas City on Jan. 6, 2018 gave him a franchise-record 191 scrimmage yards. Henry broke a 57-year-old postseason record set on Jan. 1, 1961, when **Billy Cannon** had 178 scrimmage yards against the Los Angeles Chargers.

## Most single-game scrimmage yards in franchise postseason history:

Player	Date	Opp	Rush Yards	Rec Yards	Total Yards
1. <b>Derrick Henry</b>	1/6/18	at KC	156	35	191
2. Billy Cannon	1/1/61	LAC	50	128	178
3. Eddie George	1/16/00	at Ind	162	14	176
4. Eddie George	1/7/01	Bal	91	52	143
5. Ernest Givins	12/31/89	at Pit	0	136	136

## #33 • RB DION LEWIS

[CLICK FOR COMPLETE BIO](#)


Running back **Dion Lewis** (5-8, 195) completed his seventh NFL season and his first campaign with the Titans in 2018. He was signed as an unrestricted free agent from the New England Patriots on March 16, 2018.

Lewis' 2018 totals included 155 carries for 517 yards and one touchdown. Additionally, he ranked second on the squad with a career-high 59 receptions, and his 400 receiving yards also set a career benchmark and ranked third on the team. His reception total was the third-highest in franchise history by a running back and the most since **Todd McNair's** 60 receptions in 1995.

Lewis spent his first two seasons with the Philadelphia Eagles (2011-12) before stops with the Cleveland Browns (2013), Indianapolis Colts (2014) and Patriots (2015-17). He arrived in Tennessee with 329 career carries for 1,584 yards and 10 touchdowns in 54 games (19 starts), plus 88 receptions for 717 yards and five scores. He also averaged 22.9 yards on 57 career kickoff returns with one touchdown prior to signing with the Titans.

In 2017, Lewis led the Patriots with 896 rushing yards on 180 carries with six touchdowns. In the last eight games of the campaign, he led the NFL with 625 rushing yards. Compared to all running backs with 150 or more rushing attempts, his per-carry average of 4.98 yards led the NFL.

In 2016, Lewis returned from injury to play in seven regular season games with five starts and total 64 rushing attempts for 283 yards and 17 receptions for 94 yards. He helped the Patriots capture the Super Bowl title by playing in all three playoff games with two starts. He contributed in all three phases - rushing 25 times for 79 yards and a touchdown, catching five passes for 33 yards and a touchdown and returning five kickoffs for 162 yards and a touchdown.

Lewis played two seasons at the University of Pittsburgh (2009-10), where he finished fourth on the school's all-time rushing list with 2,860 yards.

The Albany, N.Y., native was originally selected by the Philadelphia Eagles in the fifth round (149th overall) of the 2011 NFL Draft.

## 2018 Highlights:

- **At Miami (9/9)**, led the Titans with 16 carries and 75 rushing yards (4.7 avg.), and he added 35 yards on five receptions. He finished the contest with 110 scrimmage yards. Late in the third quarter, he rushed for a 26-yard gain, and later during the same drive, he scored on a four-yard run. Lewis' first touchdown with the Titans gave him 11 career rushing touchdowns.
- **Against Houston (9/16)**, gained 42 yards on 14 carries and a one-yard reception.
- **At Jacksonville (9/23)**, rushed for 26 yards on nine carries and added three receptions for 14 yards.
- **Against Philadelphia (9/30)**, set a new career high for the regular season with nine receptions (66 yards), eclipsing his previous high of eight catches at Dallas on Oct. 11, 2015. His nine catches against the Eagles also tied the nine grabs he had to set a playoff career high against Ten-



nessee on Jan. 13, 2018. Two of Lewis' receptions against Philadelphia converted third downs—first an 11-yard catch in the fourth quarter and the next for 17 yards to convert on fourth-and-two on the game-winning drive in overtime.

➤ **At Buffalo (10/7)**, rushed for 34 yards on 12 carries and added 14 yards on three receptions.

➤ **Against Baltimore (10/14)**, gained nine yards on five carries and added two receptions for five yards.

➤ **Against the Los Angeles Chargers in London (10/21)**, led the team with 91 rushing yards on a team-high 13 attempts, including a 36-yard run in the fourth quarter. His 91 rushing yards were the sixth-most of his career and the most since a 93-yard rushing performance against the New York Jets on Dec. 31, 2017. He ranked second on the squad with six receptions and 64 receiving yards against the Chargers. His six receptions tied for the third-highest total in his career, and his 64 receiving yards ranked fourth in his career. He totaled a game-high and career-high 155 scrimmage yards, surpassing the 153 scrimmage yards he had against the Buffalo Bills on Dec. 24, 2017 as a member of the New England Patriots.

➤ **At Dallas (11/5)**, led the team with 62 rushing yards on 19 carries—the third-highest carry total of his career—and he also led the team with 60 receiving yards on four catches on Monday Night Football. His 122 total scrimmage yards ranked fifth in his career and gave him 277 scrimmage yards in a two-game span. In the second quarter, he took a screen pass from Marcus Mariota and raced to the end zone for an 18-yard touchdown. It was Lewis' first touchdown reception in a Titans uniform.

➤ **Against New England (11/11)**, recorded a team-high 20 rushing attempts for 57 yards. His carry total was the third-highest of his career. He added two receptions for 11 yards.

➤ **At Indianapolis (11/18)**, had a team-high 10 carries for 24 yards and added an eight-yard reception. In the game, he hit the 2,000-yard career rushing mark.

➤ **At Houston (11/26)**, led the team with seven receptions for 33 yards and added eight rushing yards on seven attempts on Monday Night Football. He set a new personal high for catches in a season, topping his previous high of 36 receptions in 2015. Additionally, Lewis hit the 1,000-yard receiving mark for his career.

➤ **Against the New York Jets (12/2)**, rushed for 36 yards on six carries.

➤ **Against Jacksonville (12/6)**, totaled 39 yards on five receptions and added 13 rushing yards on 10 carries on Thursday Night Football. He sparked the Titans' opening touchdown drive with a 29-yard reception, which was his second-longest catch of 2018 and the third-longest reception of his career.

➤ **At the New York Giants (12/16)**, rushed for 35 yards on seven carries and added three receptions for nine yards.

➤ **Against Washington (12/22)**, caught three passes for 20 yards, including an 18-yard reception on third-and-four during a second-quarter scoring drive. He added five rushing yards on three attempts.

➤ **Against Indianapolis (12/30)**, recorded three catches for 23 yards on Sunday Night Football.

**Lewis' Career Regular Season Rushing and Receiving Statistics (2011-12 with Philadelphia; 2013 with Cleveland; 2014 with Indianapolis; 2015-17 with New England):**

Year	GP	GS	Att	Yds	Avg	Lg	TD	Rec	Yds	Avg	Lg	TD
2011	15	0	23	102	4.4	20	1	1	-3	-3.0	-3	0
2012	9	0	13	69	5.3	17t	1	2	24	12.0	28	0
2013	0	0										
2014	0	0	0	0	-	0	0	0	0	-	0	0
2015	7	6	49	234	4.8	13	2	36	388	10.8	40	2
2016	7	5	64	283	4.4	15	0	17	94	5.5	16	0
2017	16	8	180	896	5.0	44	6	32	214	6.7	20	3
2018	16	7	155	517	3.34	36	1	59	400	6.8	37	1
<b>Totals</b>	<b>70</b>	<b>26</b>	<b>484</b>	<b>2,101</b>	<b>4.34</b>	<b>44</b>	<b>11</b>	<b>147</b>	<b>1,117</b>	<b>7.6</b>	<b>40</b>	<b>6</b>

**Lewis' Career Postseason Rushing and Receiving Statistics (2015-17 with New England):**

Year	GP	GS	Att	Yds	Avg	Lg	TD	Rec	Yds	Avg	Lg	TD
2015	0	0	0	0	-	0	0	0	0	-	0	0
2016	3	2	25	79	3.2	13	1	5	33	6.6	13t	1
2017	3	3	33	135	4.1	18	0	16	111	6.9	31	0
<b>Totals</b>	<b>6</b>	<b>5</b>	<b>58</b>	<b>214</b>	<b>3.7</b>	<b>18</b>	<b>1</b>	<b>21</b>	<b>144</b>	<b>6.9</b>	<b>31</b>	<b>1</b>

#### Lewis' Regular Season Single-Game Highs:

**Rushing Attempts** - 26 vs. N.Y. Jets (12/31/17)

**Rushing Yards** - 129 vs. Buffalo (12/24/17)

**Long Rush** - 44 at Buffalo (12/5/17)

**Rushing Touchdowns** - 1 (11 times, last at Miami 9/9/18)

**Receptions** - 9 vs. Philadelphia (9/30/18)

**Receiving Yards** - 98 at Buffalo (9/20/15)

**Long Reception** - 40 at Buffalo (9/20/15)

**Receiving Touchdowns** - 1 (Six times, last at Dallas, 11/5/18)

**Kickoff Returns** - 5 at Atlanta (9/18/11)

**Kickoff Return Yards** - 113 at Atlanta (9/18/11)

**Kickoff Return Long** - 103t at Denver (11/12/17)

**Kickoff Return Touchdowns** - 1 at Denver (11/12/17)

#### Lewis' Playoff Single-Game Highs:

**Rushing Attempts** - 15 vs. Tennessee (1/13/18)

**Rushing Yards** - 62 vs. Tennessee (1/13/18)

**Long Rush** - 18 vs. Jacksonville (1/21/18)

**Rushing Touchdowns** - 1 vs. Houston (1/14/17)

**Receptions** - 9 vs. Tennessee (1/13/18)

**Receiving Yards** - 79 vs. Tennessee (1/13/18)

**Long Reception** - 31 vs. Tennessee (1/13/18)

**Receiving Touchdowns** - 1 vs. Houston (1/14/17)

**Kickoff Returns** - 3 (Twice, last vs. Philadelphia 2/4/18)

**Kickoff Return Yards** - 124 vs. Houston (1/14/17)

**Kickoff Return Long** - 98t vs. Houston (1/14/17)

**Kickoff Return Touchdowns** - 1 vs. Houston (1/14/17)

### RECEPTIONS IN A SEASON BY FRANCHISE RBs

Dion Lewis set a career high with 59 receptions in 2018, his first season with the Titans since joining the club as an unrestricted free agent from the New England Patriots. He ranked second on the team in receptions and third in receiving yards (400).

Lewis' 59 catches made up the third-highest total in franchise history by a running back and were the most since **Todd McNair's** 60 receptions in 1995.

#### Most receptions in a season by a running back, franchise history:

Player	Season	Receptions
1. Butch Woolfolk	1985	80
2. Todd McNair	1995	60
3. <b>Dion Lewis</b>	<b>2018</b>	<b>59</b>
4. Chris Johnson	2011	57
Lorenzo White	1992	57
Fred Willis	1973	57
7. Sid Blanks	1964	56
8. Ode Burrell	1965	55
9. DeMarco Murray	2016	53
10. Eddie George	2000	50
Chris Johnson	2009	50

### MORE TITANS RUNNING BACKS

#### 32 - RB DAVID FLUELLEN (5-11, 224, 2nd Year, Toledo)

➤ David Fluellen has been with the Titans since 2016.

➤ In 2018, he played in seven games before landing on injured reserve for the remainder of the campaign. His totals included four carries for 16 yards and two special teams tackles.

➤ In 2017, Fluellen appeared in all 16 games during the regular season. Appearing primarily on special teams, he registered nine special teams tackles and added four carries for 21 yards. He played in both postseason games, contributing one special teams tackle.

➤ He spent Weeks 10-14 of the 2016 season on the 53-man roster and the rest of the campaign on the practice squad. He was inactive for the three games he spent on the active roster (11/20, 11/27 and 12/11).

➤ The 5-foot-11 inch, 224-pounder was originally signed by the Philadelphia Eagles as a rookie free agent in 2014. Before spending the 2015 season on the Titans' practice squad, Fluellen also spent time with the Indianapolis Colts.

➤ A native of Lockport, N.Y., Fluellen finished his collegiate career fourth on Toledo's all-time rushing list with 3,336 yards.



**2018 Highlights:**

- In four preseason games, rushed for 68 yards on 20 carries.
- **At Jacksonville (9/23)** and **against Philadelphia (9/30)**, he was inactive due to a groin injury.
- **Against New England (11/11)**, rushed for 14 yards on three attempts before leaving the game in the second quarter with a knee injury.
- **At Indianapolis (11/18)**, **at Houston (11/26)**, **against the New York Jets (12/2)**, **against Jacksonville (12/6)** and **at the New York Giants (12/16)**, he was inactive due to a knee injury.
- He was placed on injured reserve on Dec. 20 with a knee injury.

**30 - RB JEREMY McNICHOLS (5-9, 205, 1st Year, Boise State)**

- **Jeremy McNichols** was signed as a free agent off the Denver Broncos practice squad on Dec. 3, 2018. He did not appear in a game in 2018.
- McNichols was originally a fifth-round selection by the Tampa Bay Buccaneers in the 2017 NFL Draft. In addition to his time with the Bucs, he also spent time with the San Francisco 49ers and Indianapolis Colts prior to his arrival in Tennessee, playing in three total NFL games.
- He appeared in one game with the Colts in 2018, totaling four rushing yards on two attempts.
- In 2017, he debuted with the 49ers and played in two total games.
- During his three-year collegiate career at Boise State, he rushed for 3,205 yards and 44 touchdowns. As a senior, he tallied 1,709 rushing yards and 23 touchdowns on 314 carries.
- He is a native of Santa Margarita, Calif.



ond-team All-Conference USA honors. He registered 42 receptions for 506 yards and four touchdowns.

As a sophomore (2014), led all college tight ends with 61 receptions, 710 receiving yards and eight touchdown catches.

Smith is a native of Philadelphia, Pa.

**2018 Highlights:**

- **At Miami (9/9)**, caught one pass for 12 yards.
- **At Jacksonville (9/23)**, caught one pass for nine yards.
- **Against Baltimore (10/14)**, caught one pass for 12 yards.
- **Against the Los Angeles Chargers in London (10/21)**, totaled 11 yards on two receptions.
- **At Dallas (11/5)**, totaled 33 yards and a touchdown on two receptions on Monday Night Football. In the third quarter, he caught a 26-yard pass for his second-longest career reception (32 yards). Later in the quarter, he scored his first touchdown of 2018 and the third touchdown of his career on a seven-yard catch. His 33 receiving yards surpassed his previous career high of 30 yards at Jacksonville on Sept. 17, 2017.
- **Against New England (11/11)**, recorded a career-high 45 yards and a touchdown on three receptions. On the opening possession of the game, he caught a four-yard pass from Marcus Mariota to record his second consecutive game with a touchdown. Later in the first quarter, Smith recorded his second-longest career reception for 29 yards to help set up a field goal.
- **At Indianapolis (11/18)**, led the offense and set a new career high with six receptions. His 44 receiving yards tied for the team lead and amounted to the second-highest total of his career.
- **At Houston (11/26)**, finished the Monday night game with a career-high 63 yards on two receptions, eclipsing his previous single-game career high of 45 receiving yards against New England two weeks earlier (Nov. 11). In the first quarter, he recorded a 61-yard touchdown reception to set a new career long, surpassing his previous long of 32 yards at Jacksonville on Sept. 17, 2017.
- **Against the New York Jets (12/2)**, caught two passes for 29 yards.
- **Against Jacksonville (12/6)**, left the game in the second quarter with a knee injury.
- On Dec. 11, 2018, he was placed on injured reserve.

**Smith's Career Regular Season Statistics:**

Year	GP	GS	Rec	Yds	Avg	Lg	TD
2017	16	13	18	157	8.7	32t	2
2018	13	12	20	258	12.9	61	3
<b>Totals</b>	<b>29</b>	<b>25</b>	<b>38</b>	<b>415</b>	<b>10.9</b>	<b>61</b>	<b>5</b>

**Smith's Career Postseason Statistics:**

Year	GP	GS	Rec	Yds	Avg	Lg	TD
2017	2	1	3	19	6.3	10	0

**Smith's NFL Regular Season Single-Game Highs:**

**Receptions** - 6 at Indianapolis (11/18/18)  
**Receiving Yards** - 63 at Houston (11/26/18)  
**Long Reception** - 61t at Houston (11/26/18)  
**Touchdowns** - 1 (five times, last at Houston, 11/26/18)

**Smith's NFL Playoff Single-Game Highs:**

**Receptions** - 2 at Kansas City (1/6/18)  
**Receiving Yards** - 15 at Kansas City (1/6/18)  
**Long Reception** - 10 at Kansas City (1/6/18)



## TITANS TIGHT ENDS

No.	Name	Ht	Wt	Exp	College
86	Firkser, Anthony	6-2	246	1	Harvard
85	Pruitt, MyCole	6-2	245	3	Southern Illinois
81	Smith, Jonnu (IR)	6-3	248	2	Florida International
88	Stocker, Luke	6-5	253	8	Tennessee
82	Walker, Delanie (IR)	6-2	248	13	Central Missouri
89	Wick, Cole (IR)	6-6	257	2	Incarnate Word

### #81 • TE JONNU SMITH

**[CLICK FOR COMPLETE BIO](#)**

Tight end **Jonnu Smith** (6-3, 248) completed his second NFL season in 2018. He was selected by the Titans in the third round (100th overall) of the 2017 NFL Draft.

Smith's 2018 campaign came to a premature end. He suffered a knee injury against the Jacksonville Jaguars on Dec. 6 and was subsequently placed on injured reserve on Dec. 11. Prior to the injury, he played in 13 games with 12 starts and achieved career highs with 20 receptions, 258 receiving yards and three touchdowns. He led the club's tight ends in all three categories at the time of his injury.

During the 2017 regular season, Smith was one of three rookie tight ends to appear in all 16 games (**Gerald Everett** and **David Njoku**) and one of two rookie tight ends with at least 13 starts (**O.J. Howard**). He caught 18 passes for 157 yards and two touchdowns, ranking fifth among all rookie tight end in receptions. He also caught three passes for 19 yards in two postseason games.

Smith concluded his four-year career at Florida International University's all-time leader among tight ends in receptions and receiving yards, totaling 178 receptions for 2,001 yards and 18 touchdowns. On the school's all-time receiving list, regardless of position, Smith finished fourth in receptions, fifth in receiving yards and third in receiving touchdowns.

Smith finished his career registering at least one reception in every game he played. The 43-game streak was the second-longest streak of its kind in school annals.

During his senior campaign, he started 11 games and earned sec-





## SMITH EXCEEDS 600 SNAPS

A year after leading all rookie tight ends with 13 starts in 2017, **Jonnu Smith** continued to see a high rate of offensive snaps in 2018, his second NFL season.

Despite spending the final three contests on injured reserve, he participated in 609 total offensive snaps in 2018 (including penalized plays), a total that ranked fourth among all tight ends in their rookie, first-year or second-year seasons. The only three such tight ends with more offensive snaps than Smith were San Francisco's **George Kittle** (925). Cleveland's **David Njoku** (863) and the New York Jets' **Christopher Herndon** (624).

Smith's offensive play total ranked third among all non-linemen on the Titans. Only wide receiver **Corey Davis** (870) and quarterback **Marcus Mariota** (773) had more.

**Most offensive snaps in 2018 among rookie, first-year and second-year tight ends (includes offensive plays called back due to penalty):**

Player	Team	Offensive Snaps
1. George Kittle	San Francisco 49ers	925
2. David Njoku	Cleveland Browns	863
3. Christopher Herndon	New York Jets	624
4. <b>Jonnu Smith</b>	<b>Tennessee Titans</b>	<b>609</b>
5. Ricky Seals-Jones	Arizona Cardinals	535
6. Ian Thomas	Carolina Panthers	526
7. Dallas Goedert	Philadelphia Eagles	520
8. Evan Engram	New York Giants	471
9. Jordan Thomas	Houston Texans	470
10. O.J. Howard	Tampa Bay Buccaneers	433

## STARTS BY ROOKIE TIGHT ENDS

In 2017, **Jonnu Smith** started 13 games as a rookie. Since 2000, he became only the fifth NFL rookie tight end drafted in the third round or later to record at least 13 starts, joining **Randy McMichael** (16 starts in 2002), **Dwayne Allen** (16 in 2012), **Tony Moeaki** (15 in 2010) and **Eric Johnson** (14 in 2001).

**Most starts by a rookie tight end drafted in the third round or later, 2000-2017:**

Rookie TE	Team	Season	Draft Round	Starts
1. Randy McMichael	Miami	2002	4th Round	16
Dwayne Allen	Indianapolis	2012	3rd Round	16
3. Tony Moeaki	Kansas City	2010	3rd Round	15
4. Eric Johnson	San Francisco	2001	7th Round	14
5. <b>Jonnu Smith</b>	<b>Tennessee</b>	<b>2017</b>	<b>3rd Round</b>	<b>13</b>
6. Shawn Nelson	Buffalo	2009	4th Round	12
Owen Daniels	Houston	2006	4th Round	12
8. Casey Fitzsimmons	Detroit	2003	Undrafted	11
Antonio Gates	San Diego	2003	Undrafted	11
10. Alex Smith	Tampa Bay	2005	3rd Round	10
Matt Schobel	Cincinnati	2002	3rd Round	10

## #88 • TE LUKE STOCKER

[CLICK FOR COMPLETE BIO](#)

Tight end **Luke Stocker** (6-5, 253) completed his eighth NFL season and his first full campaign with the Titans in 2018. He was signed by the Titans as a free agent on Dec. 4, 2017.

In 2018, Stocker played in all 16 games for the second time in his career and totaled 11 starts. While playing a vital role as a blocker in the running game, his 15 receptions ranked second in his career, and his 165 receiving yards tied his career high (2012). His two touchdown receptions were the best of his career.

During the 2017 regular season, he appeared in nine contests (four starts) with the Buccaneers and three games (two starts) with the Titans. He totaled four receptions for 30 yards and a touchdown, including one 12-yard catch with the Titans. He also appeared in both postseason contests for Tennessee.

Stocker was selected by the Buccaneers in the fourth round of the 2011 NFL Draft and played for the Buccaneers into the 2017 campaign. He



arrived in Tennessee with 80 games of NFL experience, including 56 starts, all with the Buccaneers. In his first 80 games, he totaled 52 receptions for 400 yards and three touchdowns.

A three-year starter and captain at the University of Tennessee, the Berea, Ky., native recorded 85 receptions for 956 yards and eight touchdowns during his college career.

### 2018 Highlights:

- **At Miami (9/9)**, totaled 37 yards on two catches. In the first quarter, he caught a 31-yard pass from Marcus Mariota to Miami's five-yard line. The catch was the second-longest reception of his eight-year career (33 vs. New Orleans on Oct. 21, 2012).
- **Against Houston (9/16)**, caught two passes for 15 yards.
- **At Jacksonville (9/23)**, recorded an 11-yard reception.
- **Against the Los Angeles Chargers in London (10/21)**, scored his fourth career touchdown and his first as a member of the Titans on a one-yard pass from Marcus Mariota with 31 seconds remaining in the fourth quarter. He totaled two receptions for 11 yards in the contest.
- **At Dallas (11/5)**, caught a five-yard pass on Monday Night Football.
- **At Indianapolis (11/18)**, posted two receptions for 16 yards.
- **At Houston (11/26)**, caught one pass for 14 yards on Monday Night Football. He also had a rushing attempt for no gain.
- **Against Jacksonville (12/6)**, recorded a seven-yard catch on Thursday Night Football.
- **At the New York Giants (12/16)**, caught two passes for 27 yards.
- **Against Indianapolis (12/30)**, scored on a 22-yard pass from Blaine Gabbert in the third quarter on Sunday Night Football. It was his second touchdown of 2018, which set a career high. The reception was the fifth-longest catch of his career and the longest touchdown reception of his career.

### Stocker's Career Regular Season Statistics:

Year	Team	GP	GS	Rec	Yds	Avg	Lg	TD
2011	TB	14	9	12	92	7.7	24	0
2012	TB	16	11	16	165	10.3	33	1
2013	TB	2	2	0	0	-	0	0
2014	TB	13	7	7	41	5.9	11	0
2015	TB	14	13	9	61	6.8	14	1
2016	TB	12	10	5	23	4.6	11	0
2017	TB/Ten	12	6	4	30	7.5	12	1
2018	Ten	16	11	15	165	11.0	31	2
<b>Totals</b>		<b>97</b>	<b>67</b>	<b>68</b>	<b>577</b>	<b>8.5</b>	<b>33</b>	<b>5</b>

### Stocker's Career Postseason Statistics:

Year	Team	GP	GS	Rec	Yds	Avg	Lg	TD
2017	Ten	2	0	0	0	-	-	0

### Stocker's Regular Season Single-Game Highs:

**Receptions** - 3 (Four times, last at St. Louis 12/17/15)

**Receiving Yards** - 50 at Atlanta (12/30/12)

**Long Reception** - 33 vs. New Orleans (10/21/12)

**Touchdowns** - 1 (Five times, last vs. Indianapolis, 12/30/18)

## #82 • TE DELANIE WALKER

[CLICK FOR COMPLETE BIO](#)

Tight end **Delanie Walker** (6-0, 248) completed his 13th NFL season and his sixth campaign with the Titans in 2018. He was signed as an unrestricted free agent on March 14, 2013 after spending the first seven years of his career with the San Francisco 49ers.

Walker's 2018 campaign came to a sudden and premature end. He was placed on injured reserve on Sept. 10 due to a leg injury he suffered in the season opener at Miami the previous day.

In Walker's time with the Titans, he has put his name among the top players in franchise history at his position. From 2013–2017, he totaled 356 receptions for 4,156 yards and 26 touchdowns. All three numbers put him second in club history behind only **Frank Wycheck** (482 receptions for 4,958 yards and 27 touchdowns). In the same five seasons, no NFL tight end totaled more receptions than Walker.

Walker posted at least 60 receptions in each of his first five seasons in Tennessee. Prior to his arrival, Wycheck was the only Titans/Oilers tight end to reach the plateau in a single campaign. Walker also recorded the top four single-season receiving yardage totals in franchise history among tight ends from 2014–2017.

Walker and Kansas City's Travis Kelce were the NFL's only tight ends to post at least 800 receiving yards every season from 2014–2017.

In 2017, Walker was named to his third consecutive Pro Bowl after leading the club with 74 receptions and 807 receiving yards. His three touchdown catches ranked second on the squad. Among all NFL tight ends, his reception total tied for third place, and his yardage total ranked fourth.

In 2016, Walker tied for the team lead with 65 catches for 800 yards and a career-high seven touchdowns, and he was named to his second consecutive Pro Bowl. He ranked sixth in receiving yards among NFL tight ends, and he was second in the AFC behind only Kansas City's **Travis Kelce**. Also among tight ends, his reception total tied for eighth in the NFL, and his touchdown total tied for third.

In 2015, Walker set new team records among tight ends with 94 receptions and 1,088 receiving yards. He broke his own receiving yardage record (890 in 2014) and Wycheck's reception record (70 in 1998 and 2000) for franchise tight ends. On the team's all-time single-season receptions list, regardless of position, Walker tied wide receiver **Kendall Wright** (94 receptions in 2013) for the fifth-highest total. Walker's 94 receptions tied **Jason Witten** (94 catches in 2009 and 2010) for the 10th–highest total in NFL history by a tight end.

In 2014, Walker's team-leading 890 receiving yards set a then-career high and set a new standard among Titans/Oilers tight ends, eclipsing Wycheck's 768 receiving yards in 1998. Walker's 63 receptions in 2014 at the time also led the team, set a career high, and tied for fourth in team annals.

Appearing in 15 games with 11 starts in 2013, he totaled 60 receptions for 571 yards and six touchdowns. He set then-career highs in all three categories. Also, he became the only tight end in franchise history other than Wycheck to reach 60 receptions in a single season. Wycheck accomplished the feat five times from 1997 through 2001, including 70 receptions in both 1998 and 2000 to establish the record for Titans/Oilers tight ends. Walker's six touchdown receptions tied for fourth place in franchise history among tight ends and were the most since Wycheck's six in 1996.

Prior to his arrival in Tennessee, the former sixth-round pick appeared in 99 career regular-season games with the 49ers (40 starts) and totaled 123 receptions for 1,465 yards (11.9 avg.) and eight touchdowns. A regular contributor on special teams, Walker posted 61 special teams tackles as well as 31 kickoff returns for 528 yards during his time in San Francisco.

In 2012, Walker played an integral role in the 49ers' second consecutive playoff season, as he teamed with Vernon Davis to form one of the NFL's top tight-end duos. He saw action in all 16 regular-season games (four starts) and set a career high with 344 yards and three touchdowns (matched career high) on 21 receptions. His average of 16.4 yards per catch was the highest among all NFL tight ends with 20 or more catches.

During the 2012 playoffs, he appeared in all three games and started in Super Bowl XLVII. In the Super Bowl, he recorded three receptions for 48 yards.

Walker was a sixth-round pick in the 2006 NFL Draft. As a rookie, he appeared in only seven games with one start. Then, in 2007, he played in

all 16 contests and set a career high with 10 starts. It began a string of six seasons (2007–12) during which he missed a total of four games. In 2010, he set his career high with 29 receptions.

A native of Pomona, Calif., Walker spent two seasons (2002–03) at Mt. San Antonio (Calif.) Community College before joining the University of Central Missouri Mules for his final two collegiate campaigns (2004–05). As a wide receiver at Central Missouri, he caught 113 passes for 1,347 yards in 20 games. The 49ers selected him with the 175th overall pick in the 2006 NFL Draft.

**2018 Highlights:**

- **At Miami (9/9)**, totaled four receptions for 52 yards before leaving the game in the fourth quarter due to an injury.
- On Sept. 10, 2018, he was placed on injured reserve with a leg injury.

**Walker's Career Regular Season Statistics:**

Year	Team	GP	GS	Rec	Yds	Avg	Lg	TD
2006	SF	7	1	2	30	15.0	29	0
2007	SF	16	10	21	174	8.3	26	1
2008	SF	15	2	10	155	15.5	53	1
2009	SF	16	8	21	233	11.1	39	0
2010	SF	14	8	29	331	11.4	38	0
2011	SF	15	7	19	198	10.4	29t	3
2012	SF	16	4	21	344	16.4	45	3
2013	Ten	15	11	60	571	9.5	33	6
2014	Ten	15	14	63	890	14.1	68	4
2015	Ten	15	10	94	1,088	11.6	61t	6
2016	Ten	15	10	65	800	12.3	47	7
2017	Ten	16	11	74	807	10.9	42	3
2018	Ten	1	1	4	52	13.0	16	0
<b>Totals</b>		<b>176</b>	<b>96</b>	<b>483</b>	<b>5,673</b>	<b>11.7</b>	<b>68</b>	<b>34</b>

**Walker's Career Postseason Statistics:**

Year	Team	GP	GS	Rec	Yds	Avg	Lg	TD
2011	SF	1	1	2	36	18.0	29	0
2012	SF	3	1	5	85	17.0	28	0
2017	Ten	2	2	9	123	13.7	36	0
<b>Totals</b>		<b>6</b>	<b>4</b>	<b>16</b>	<b>244</b>	<b>15.3</b>	<b>36</b>	<b>0</b>

**Walker's Regular Season Single-Game Highs:**

**Receptions** - 10 (Twice, last vs. Dallas 9/14/14)  
**Receiving Yards** - 155 at Philadelphia (11/23/14)  
**Long Reception** - 68 at Philadelphia (11/23/14)  
**Touchdowns** - 2 (Twice, last at New England 12/20/15)

**Walker's Playoff Single-Game Highs:**

**Receptions** - 6 at Kansas City (1/6/18)  
**Receiving Yards** - 74 at Kansas City (1/6/18)  
**Long Reception** - 36 at New England (1/13/18)

**CAREER CATCHES BY FRANCHISE TIGHT ENDS**

On Nov. 13, 2016, **Delanie Walker** moved into second place on the team's all-time receptions list among tight ends.

Walker, who was signed as an unrestricted free agent in 2013, trails only former tight end **Frank Wycheck** (482) on the club's tight ends list.

**Most career receptions by a tight end in franchise history:**

Player	Seasons	Rec	Yds	Avg	Lg	TD
1. Frank Wycheck	1995-2003	482	4,958	10.3	42	27
2. <b>Delanie Walker</b>	<b>2013-2018</b>	<b>360</b>	<b>4,208</b>	<b>11.7</b>	<b>68</b>	<b>26</b>
3. Bo Scaife	2005-2010	251	2,383	9.5	44	12
4. Alvin Reed	1967-1972	199	2,818	14.2	60	11
5. Erron Kinney	2000-2005	178	1,750	9.8	31	10
6. Willard Dewveall	1961-1964	141	2,080	14.8	98t	19
7. Mike Barber	1976-1981	140	1,886	13.5	79t	13
8. Jared Cook	2009-2012	131	1,717	13.1	80t	8
9. Bob McLeod	1961-1966	126	1,926	15.3	55	19
10. Jamie Williams	1984-1988	121	1,420	11.7	33	8



## FRANCHISE RECEIVING LIST

Among all players in franchise history, tight end **Delanie Walker** ranks eighth in career receptions. He passed **Nate Washington** (307 receptions) and **Curtis Duncan** (322 receptions) in 2017.

### Most career receptions in franchise history:

Player (Position)	Seasons	Rec	Yds	Avg	Lg	TD
1. Ernest Givins (WR)	1986-1994	542	7,935	14.6	83t	46
2. Haywood Jeffires (WR)	1987-1995	515	6,119	11.9	87t	47
3. Frank Wycheck (TE)	1995-2003	482	4,958	10.3	42	27
4. Drew Hill (WR)	1985-1991	480	7,477	15.6	81t	47
5. Derrick Mason (WR)	1997-2004	453	6,114	13.5	71t	37
6. Charlie Hennigan (WR)	1960-1966	410	6,823	16.6	80	51
7. Ken Burrough (WR)	1971-1981	408	6,906	16.9	85t	47
8. <b>Delanie Walker (TE)</b>	<b>2013-2018</b>	<b>360</b>	<b>4,208</b>	<b>11.7</b>	<b>68</b>	<b>26</b>
9. Curtis Duncan (WR)	1987-1993	322	3,935	12.2	72	20
10. Nate Washington (WR)	2009-2014	307	4,591	15.0	80t	28

## TIGHT ENDS IN 2017

In 2017, **Delanie Walker** led the Titans with 74 receptions and 807 receiving yards. Among all tight ends, his reception total was eclipsed by only that of **Travis Kelce** (83) and **Jack Doyle** (80), and his yardage total ranked fourth behind **Rob Gronkowski** (1,084), **Kelce** (1,038) and **Zach Ertz** (824).

### Most receptions by tight ends in 2017:

Tight End	Team	Receptions
1. Travis Kelce	Kansas City	83
2. Jack Doyle	Indianapolis	80
3. <b>Delanie Walker</b>	<b>Tennessee</b>	<b>74</b>
Zach Ertz	Philadelphia	74
5. Rob Gronkowski	New England	69
6. Evan Engram	NY Giants	64
7. Jason Witten	Dallas	63
8. Benjamin Watson	Baltimore	61
9. Jimmy Graham	Seattle	57
Kyle Rudolph	Minnesota	57

### Most receiving yards by tight ends in 2017:

Tight End	Team	Receiving Yards
1. Rob Gronkowski	New England	1,084
2. Travis Kelce	Kansas City	1,038
3. Zach Ertz	Philadelphia	824
4. <b>Delanie Walker</b>	<b>Tennessee</b>	<b>807</b>
5. Evan Engram	NY Giants	722
6. Jack Doyle	Indianapolis	690
7. Jared Cook	Oakland	688
8. Vernon Davis	Washington	648
9. Cameron Brate	Tampa Bay	591
10. Hunter Henry	LA Chargers	579



## CAREER RECEIVING BY ACTIVE TIGHT ENDS

At Houston on Oct. 1, 2017, **Delanie Walker** became the eighth active NFL tight end to reach 5,000 career receiving yards. He joined **Jason Witten**, **Antonio Gates**, **Greg Olsen**, **Vernon Davis**, **Jimmy Graham**, **Rob Gronkowski** and **Benjamin Watson**.

Despite missing all but one game of the 2018 season due to an injury, Walker finished the campaign ranked seventh in the NFL among active tight ends in both career receptions and career receiving yards.

### Most career receiving yards among active NFL tight ends:

Tight End	Receiving Yards
1. Antonio Gates	11,841
2. Rob Gronkowski	7,861
3. Greg Olsen	7,847
4. Vernon Davis	7,439
5. Jimmy Graham	7,436
6. Benjamin Watson	5,885
7. <b>Delanie Walker</b>	<b>5,673</b>
8. Jared Cook	5,464
9. Travis Kelce	5,236
10. Zach Ertz	4,827

### Most career receptions among active NFL tight ends:

Tight End	Receptions
1. Antonio Gates	955
2. Greg Olsen	666
3. Jimmy Graham	611
4. Vernon Davis	573
5. Benjamin Watson	530
6. Rob Gronkowski	521
7. <b>Delanie Walker</b>	<b>483</b>
8. Zach Ertz	437
9. Jared Cook	425
10. Travis Kelce	410

## 50-CATCH SEASONS, FRANCHISE HISTORY

**Delanie Walker** recorded his fifth consecutive campaign with at least 50 catches in 2017. He became the sixth player in franchise history to record 50 receptions in at least five different seasons. Only four previous Oilers/Titans did so in five consecutive seasons.

Walker joined the Titans as a free agent in 2013. Since then, he has posted season totals of 60 (2013), 63 (2014), 94 (2015) and 65 (2016) receptions.

### Most consecutive seasons with 50 or more receptions, franchise history:

Player (Pos)	Years	Consecutive Seasons
1. Ernest Givins (WR)	1986-1993	8
2. Frank Wycheck (TE)	1996-2001	6
Haywood Jeffires (WR)	1990-1995	6
4. <b>Delanie Walker (TE)</b>	<b>2013-2017</b>	<b>5</b>
Derrick Mason (WR)	2000-2004	5
6. Charlie Hennigan (WR)	1961-1964	4

### Most total seasons with 50 or more receptions, franchise history:

Player (Pos)	Years	Total Seasons
1. Ernest Givins (WR)	1986-1993	8
2. Frank Wycheck (TE)	1996-2001	6
Haywood Jeffires (WR)	1990-1995	6
Drew Hill (WR)	1985-1986; 1988-1991	6
5. <b>Delanie Walker (TE)</b>	<b>2013-2017</b>	<b>5</b>
Derrick Mason (WR)	2000-2004	5
7. Charlie Hennigan (WR)	1961-1964	4



## TIGHT END RECEPTIONS, 2013-18

**Delanie Walker** joined the Titans in 2013 as an unrestricted free agent from the San Francisco 49ers. Since that time, only **Zach Ertz**, **Jimmy Graham** and **Travis Kelce** have had more receptions than Walker among all tight ends.

### Most receptions among tight ends, 2013–2018:

Tight End	Receptions	Rec Yards
1. Zach Ertz	437	4,827
2. Travis Kelce	410	5,236
3. Jimmy Graham	396	4,788
4. <b>Delanie Walker</b>	<b>360</b>	<b>4,208</b>
5. Greg Olsen	358	4,483
6. Jason Witten	346	3,500
7. Rob Gronkowski	334	5,198
8. Jordan Reed	329	3,371
9. Antonio Gates	313	3,520
10. Kyle Rudolph	307	3,045

## RECEPTIONS OF 25+ YARDS, 2014-17

From the start of the 2014 campaign through 2017, **Delanie Walker** ranked third in the NFL among tight ends with 27 receptions of 25 yards or longer. Only New England's **Rob Gronkowski** and Kansas City's **Travis Kelce** had more.

### Tight ends with the most receptions of 25 yards or longer, 2014–2017:

Tight End	Total Receptions	Receptions of 25+ Yards
1. Rob Gronkowski	248	48
2. Travis Kelce	307	30
3. <b>Delanie Walker</b>	<b>296</b>	<b>27</b>
4. Greg Olsen	258	22
5. Coby Fleener	177	21
6. Jared Cook	175	20
Jimmy Graham	255	20
8. Vernon Davis	151	19
9. Martellus Bennett	228	17
Charles Clay	215	17

## SECOND FASTEST TO 300 RECEPTIONS

On Oct. 1, 2017 at Houston, **Delanie Walker** became the 10th player in franchise history to record at least 300 receptions with the club. Walker reached the milestone in his 64th game with the team. Of the 10 members of the franchise's 300-catch club, he was the second-fastest to the mark and the fastest in half a century. Former Oilers receiver **Charlie Hennigan**, who played from 1960–1966, needed only 56 games to get to 300 receptions.

### Games needed to reach 300 receptions with the Titans/Oilers:

Player	Seasons with Club	Games to Reach 300 Receptions
1. Charlie Hennigan	1960–1966	56
2. <b>Delanie Walker</b>	<b>2013–2017</b>	<b>64</b>
3. Haywood Jeffires	1987–1995	70
4. Drew Hill	1985–1991	72
5. Ernest Givins	1986–1994	74
6. Frank Wycheck	1995–2003	82
7. Nate Washington	2009–2014	92
8. Curtis Duncan	1987–1993	96
Derrick Mason	1997–2004	96
10. Ken Burrough	1971–1981	104

## SEASON REC YARDS BY FRANCHISE TIGHT ENDS

With 1,088 receiving yards in 2015, **Delanie Walker** broke his own single-season franchise record for receiving yards by a tight end, topping his 2014 total of 890 yards.

Prior to 2014, **Frank Wycheck** held the mark with 768 receiving yards in 1998.

Including 2017, Walker now owns the top four single-season receiving yardage totals in franchise history among tight ends.

### Most single-season receiving yards by Titans/Oilers tight ends:

Player	Season	Rec	Yards	Avg	Lg	TD
1. <b>Delanie Walker</b>	<b>2015</b>	<b>94</b>	<b>1,088</b>	<b>11.6</b>	<b>61t</b>	<b>6</b>
2. <b>Delanie Walker</b>	<b>2014</b>	<b>63</b>	<b>890</b>	<b>14.1</b>	<b>68</b>	<b>4</b>
3. <b>Delanie Walker</b>	<b>2017</b>	<b>74</b>	<b>807</b>	<b>10.9</b>	<b>42</b>	<b>3</b>
4. <b>Delanie Walker</b>	<b>2016</b>	<b>65</b>	<b>800</b>	<b>12.3</b>	<b>47</b>	<b>7</b>
5. Frank Wycheck	1998	70	768	11.0	38	2
6. Jared Cook	2011	49	759	15.5	80t	3
7. Willard Dewveall	1963	58	752	13.0	35	7
8. Frank Wycheck	1997	63	748	11.9	42	4
9. Alvin Reed	1968	46	747	16.2	60	5
10. Mike Barber	1980	59	712	12.1	79t	5

## RECEPTIONS IN A SEASON, TEAM HISTORY

**Delanie Walker's** 94 receptions in 2015 tied wide receiver **Kendall Wright** (94 receptions in 2013) for the fifth-highest total in franchise history. The only players with more were **Charlie Hennigan** (101 in 1964), **Haywood Jeffires** (100 in 1991) and **Derrick Mason** (96 in 2004 and 95 in 2003).

### Most single-season receptions by a Titans/Oilers player:

Player	Season	Rec	Yards	Avg	Lg	TD
1. Charlie Hennigan	1964	101	1,546	15.3	53	8
2. Haywood Jeffires	1991	100	1,181	11.8	44	7
3. Derrick Mason	2004	96	1,168	12.2	37t	7
4. Derrick Mason	2003	95	1,303	13.7	50t	8
5. <b>Delanie Walker</b>	<b>2015</b>	<b>94</b>	<b>1,088</b>	<b>11.6</b>	<b>61t</b>	<b>6</b>
Kendall Wright	2013	94	1,079	11.5	45	2
7. Drew Hill	1991	90	1,109	12.3	61t	4
Haywood Jeffires	1992	90	913	10.1	47	9
9. Tim Smith	1983	83	1,176	14.2	47t	6
10. Curtis Duncan	1992	82	954	11.6	72	1
Charley Hennigan	1961	82	1,746	21.3	80	12



## SEASON RECEPTIONS, FRANCHISE TIGHT ENDS

At the New York Jets on Dec. 13, 2015, **Delanie Walker** set a new standard for franchise tight ends. On his 71st reception of the season, he broke **Frank Wycheck's** franchise record for the most receptions in a season by a tight end. Walker eventually finished the season with 94 receptions.

Walker owns five of the top 10 single-season reception totals among franchise tight ends.

### Most single-season receptions by Titans/Oilers tight ends:

Player	Season	Rec	Yards	Avg	Lg	TD
1. <b>Delanie Walker</b>	<b>2015</b>	<b>94</b>	<b>1,088</b>	<b>11.6</b>	<b>61t</b>	<b>6</b>
2. <b>Delanie Walker</b>	<b>2017</b>	<b>74</b>	<b>807</b>	<b>10.9</b>	<b>42</b>	<b>3</b>
3. <b>Frank Wycheck</b>	1998	70	768	11.0	38	2
<b>Frank Wycheck</b>	2000	70	636	9.1	26	4
5. <b>Frank Wycheck</b>	1999	69	641	9.3	35	2
6. <b>Delanie Walker</b>	<b>2016</b>	<b>65</b>	<b>800</b>	<b>12.3</b>	<b>47</b>	<b>7</b>
7. <b>Delanie Walker</b>	<b>2014</b>	<b>63</b>	<b>890</b>	<b>14.1</b>	<b>68</b>	<b>4</b>
<b>Frank Wycheck</b>	1997	63	748	11.9	42	4
9. <b>Frank Wycheck</b>	2001	60	672	11.2	30	4
<b>Delanie Walker</b>	<b>2013</b>	<b>60</b>	<b>571</b>	<b>9.5</b>	<b>33</b>	<b>6</b>

## SEASON RECEPTIONS BY NFL TIGHT ENDS

In 2015, Titans tight end **Delanie Walker** set a new standard for franchise tight ends, accumulating 94 receptions.

Additionally, Walker became the ninth tight end in NFL history to reach 90 catches in a season. Previously, eight tight ends in history produced 16 total 90-catch seasons. **Tony Gonzalez** (five), **Jason Witten** (four) and **Todd Christensen** (two) all have multiple 90-reception campaigns. **Dallas Clark**, **Jimmy Graham**, **Ben Coates**, **Martellus Bennett** and **Rob Gronkowski** are the others to reach the mark.

At the time, Walker's 94 catches in a season put him in a tie for the 10th-most in NFL history, equaling Witten's 2009 and 2010 numbers.

### Most single-season receptions by a tight end in NFL history through 2015:

Player	Year/Team	Rec	Yds	Avg	Lg	TD
1. <b>Jason Witten</b>	2012 Dal	110	1,039	9.4	36	3
2. <b>Tony Gonzalez</b>	2004 KC	102	1,258	12.3	32	7
3. <b>Dallas Clark</b>	2009 Ind	100	1,106	11.1	80t	10
4. <b>Tony Gonzalez</b>	2007 KC	99	1,172	11.8	31	5
<b>Jimmy Graham</b>	2011 NO	99	1,310	13.2	59	11
6. <b>Ben Coates</b>	1994 NE	96	1,174	12.2	62t	7
<b>Tony Gonzalez</b>	2008 KC	96	1,058	11.0	35	10
<b>Jason Witten</b>	2007 Dal	96	1,145	11.9	53	7
9. <b>Todd Christensen</b>	1986 LA Raiders	95	1,153	12.1	35	8
10. <b>Delanie Walker</b>	<b>2015 Ten</b>	<b>94</b>	<b>1,088</b>	<b>11.6</b>	<b>61t</b>	<b>6</b>
<b>Jason Witten</b>	2009 Dal	94	1,030	11.0	69	2
<b>Jason Witten</b>	2010 Dal	94	1,002	10.7	33	9
13. <b>Tony Gonzalez</b>	2000 KC	93	1,203	12.9	39	9
<b>Tony Gonzalez</b>	2012 Atl	93	930	10.0	25	8
15. <b>Todd Christensen</b>	1983 LA Raiders	92	1,247	13.6	45	12
16. <b>Martellus Bennett</b>	2014 Chi	90	916	10.2	37	6
<b>Rob Gronkowski</b>	2011 NE	90	1,327	14.7	52t	17

## RECEPTIONS BY NFL TIGHT ENDS IN 2015

In 2015, **Delanie Walker** ranked first in receptions among all NFL tight ends.

### Most receptions among NFL tight ends in 2015:

Tight End	Team	Receptions
1. <b>Delanie Walker</b>	<b>Ten</b>	<b>94</b>
2. <b>Jordan Reed</b>	Was	87
3. <b>Gary Barnidge</b>	Cle	79
4. <b>Greg Olsen</b>	Car	77
<b>Jason Witten</b>	Dal	77
6. <b>Zach Ertz</b>	Phi	75
7. <b>Benjamin Watson</b>	NO	74
8. <b>Rob Gronkowski</b>	NE	72
<b>Travis Kelce</b>	KC	72
10. <b>Heath Miller</b>	Pit	60

## WALKER'S CAREER 100-YARD RECEIVING GAMES

Date	Opp	No.	Yds.	Avg.	Lg	TD
11/23/14	at Philadelphia	5	155	31.0	68	0
9/14/14	Dallas	10	142	14.2	61t	1
11/13/16	Green Bay	9	124	13.8	41	1
11/19/15	at Jacksonville	8	109	13.6	29	0

★ ★ ★

## TWO-YEAR YARDAGE TOTALS

**Delanie Walker's** receiving yardage total from 2014–2015 was the highest two-year total in franchise history by a tight end. Walker topped **Frank Wycheck's** stretch from 1997–1998, when he accumulated 1,516 receiving yards.

### Most receiving yards in a two-year span by Titans/Oilers tight ends:

Tight End	Seasons	Two-Year Rec Yards Total
1. <b>Delanie Walker</b>	<b>2014-15</b>	<b>1,978</b>
2. <b>Delanie Walker</b>	<b>2015-16</b>	<b>1,888</b>
3. <b>Delanie Walker</b>	<b>2016-17</b>	<b>1,607</b>
4. <b>Delanie Walker</b>	<b>2013-14</b>	<b>1,461</b>
5. <b>Frank Wycheck</b>	1997-98	1,516
6. <b>Alvin Reed</b>	1968-69	1,411
7. <b>Frank Wycheck</b>	1998-99	1,409
8. <b>Willard Dewveall</b>	1962-63	1,328
9. <b>Frank Wycheck</b>	2000-01	1,308
10. <b>Willard Dewveall</b>	1963-64	1,304

## TD RECEPTIONS BY FRANCHISE TIGHT ENDS

In 2016, **Delanie Walker** set his career high with seven touchdown receptions in a season, topping his previous high total of six touchdowns in 2013, which he later matched in 2015.

Walker's seven touchdown receptions in 2016 are the most by a Titans/Oilers tight end since Pro Football Hall of Famer **Dave Casper's** eight touchdown catches in 1981. Walker tied **Willard Dewveall** (seven in 1963) for the third-highest total in franchise history among tight ends.

### Most single-season touchdown receptions by a tight end in franchise history (1960–present):

Tight End	Year	Touchdown Receptions
1. <b>Dave Casper</b>	1981	8
<b>Willie Frazier</b>	1965	8
3. <b>Delanie Walker</b>	<b>2016</b>	<b>7</b>
<b>Willard Dewveall</b>	1963	7
5. <b>Delanie Walker</b>	<b>2015</b>	<b>6</b>
<b>Delanie Walker</b>	<b>2013</b>	<b>6</b>
<b>Frank Wycheck</b>	1996	6
<b>Dave Casper</b>	1982	6
<b>Bob McLeod</b>	1962	6
10. <b>Mike Barber</b>	1980	5
<b>Rich Caster</b>	1978	5
<b>Alvin Reed</b>	1968	5
<b>Bob McLeod</b>	1963	5
<b>Willard Dewveall</b>	1962	5

## RECEIVING YARDS BY TIGHT ENDS IN 2014

Titans tight end **Delanie Walker** ranked fourth among all NFL tight ends in 2014 in receiving yards. His receiving average (14.1) was the second-highest among all qualifying tight ends, trailing only **Coby Fleener** (15.2).

Most receiving yards among NFL tight ends in 2014:

Player	Team	Rec	Yards	Avg	Lg	TD
1. Rob Gronkowski	NE	82	1,124	13.7	46t	12
2. Greg Olsen	Car	84	1,008	12.0	38	6
3. Martellus Bennett	Chi	90	916	10.2	37	6
4. <b>Delanie Walker</b>	<b>Ten</b>	<b>63</b>	<b>890</b>	<b>14.1</b>	<b>68</b>	<b>4</b>
5. Jimmy Graham	NO	85	889	10.5	29	10
6. Travis Kelce	KC	67	862	12.9	34	5
7. Antonio Gates	SD	69	821	11.9	34	12
8. Coby Fleener	Ind	51	774	15.2	73t	8
9. Heath Miller	Pit	66	761	11.5	49	3
10. Jason Witten	Dal	64	703	11.0	34	5

## REC YARDS IN A GAME, TITANS TIGHT ENDS

At Philadelphia on Nov. 23, 2014, **Delanie Walker** caught five passes for 155 yards. His yardage total set a new single-game career high, and the total also qualified as the second-highest in franchise history by a tight end. The only tight end with more receiving yards in a game for the franchise was **Jared Cook**, who had 169 yards against Jacksonville on Dec. 24, 2011.

Earlier in the 2014 season, Walker posted 142 receiving yards against the Dallas Cowboys (Sept. 14), a total that ranks fourth in team annals.

Most receiving yards in a game by a tight end, franchise history:

Player	Date	Opp	Rec	Yds	Avg	TD
1. Jared Cook	12/24/11	Jax	8	169	21.1	1
2. <b>Delanie Walker</b>	<b>11/23/14</b>	<b>Phi</b>	<b>5</b>	<b>155</b>	<b>31.0</b>	<b>0</b>
3. Dave Casper	11/30/80	Cle	7	150	21.4	1
4. <b>Delanie Walker</b>	<b>09/14/14</b>	<b>Dal</b>	<b>10</b>	<b>142</b>	<b>14.2</b>	<b>1</b>
5. Dave Casper	12/20/81	Pit	6	139	23.2	3
6. Willard Dewveall	11/25/62	SD	3	139	46.3	2
7. Willard Dewveall	12/22/63	Oak	7	137	19.6	2
8. Alvin Reed	10/27/68	Buf	4	132	33.0	2
9. <b>Delanie Walker</b>	<b>11/13/16</b>	<b>GB</b>	<b>9</b>	<b>124</b>	<b>13.8</b>	<b>1</b>
10. Alvin Reed	09/29/68	Oak	8	122	15.3	0

## MORE TITANS TIGHT ENDS

### 86 - TE ANTHONY FIRKSER (6-2, 246, 1st Year, Harvard)

- **Anthony Firkser** was signed by the Titans during the 2018 offseason.
- He spent the first two weeks of 2018 on the 53-man roster and played one game before spending the next three weeks on the practice squad. He was added back to the 53-man roster on Oct. 9 and went on to produce 19 receptions for 225 yards and one touchdown in 12 games.
- He was originally signed by the New York Jets as an undrafted free agent on May 5, 2017.
- After his release from the Jets, he spent time as a rookie on the practice squad of the Kansas City Chiefs and stayed with the Chiefs for part of the 2018 offseason.
- Firkser appeared in 29 games with 24 starts over four seasons at Harvard (2013-16) and caught 99 passes for 1,559 yards and 14 touchdowns. He finished his career ranked 12th all-time in school history in receptions, ninth all-time in receiving yards and sixth all-time in touchdown receptions.
- He was named to the All-Ivy League second team as both a junior and sophomore.
- He is a native of Manalapan, N.J.

#### 2018 Highlights:

- **Against Houston (9/16)**, made his NFL debut.
- **Against Baltimore (10/14)**, recorded his first career reception, converting a third-and-six with an 18-yard catch. He finished the game with two receptions for 25 yards.
- **Against New England (11/11)**, converted a third down with an 11-yard catch to help set up a touchdown in the second quarter.
- **At Indianapolis (11/18)**, tied for the team lead with 44 yards on three receptions, including a 28-yard catch.



- **At Houston (11/26)**, set new career highs with four receptions and 52 receiving yards on Monday Night Football.
- **Against the New York Jets (12/2)**, contributed three receptions for 42 yards and a touchdown. Late in the second quarter, he scored his first career touchdown on a 12-yard pass from Marcus Mariota. He had a five-yard reception earlier in the same drive, and his 25-yard catch late in the fourth quarter helped set up the game-winning touchdown three plays later.
- **Against Jacksonville (12/6)**, caught three passes for 27 yards on Thursday Night Football.
- **Against Washington (12/22)**, posted two receptions for 16 yards.
- **Against Indianapolis (12/30)**, caught one pass for eight yards on Sunday Night Football.

### 85 - TE MyCOLE PRUITT (6-2, 245, 3rd Year, Southern Illinois)

- **MyCole Pruitt** was signed by the Titans off the Houston Texans practice squad on Sept. 10, 2018, one day after the season opener.
- His 2018 totals included nine receptions for 102 yards and one touchdown in 15 games (one start).
- He arrived in Tennessee with 21 games of NFL experience with the Texans, Chicago Bears and Minnesota Vikings. His statistics prior to joining the Titans included 12 receptions for 102 yards.
- Pruitt was a fifth-round selection by the Vikings in the 2015 NFL Draft.
- A native of South Bend, Ind., he amassed multiple school records for tight ends during a four-year career at Southern Illinois, where he tallied 211 career receptions for 2,601 yards and 25 touchdowns. He earned All-America honors for both his junior and senior seasons. Pruitt also was named the best tight end in the 30-year history of Missouri Valley Conference.

#### 2018 Highlights:

- **Against Houston (9/16)**, made his Titans debut against his former team.
- **At Indianapolis (11/18)**, recorded his first reception in a Titans uniform, grabbing a 19-yard pass from Blaine Gabbert to help set up a touchdown in the fourth quarter.
- **Against Jacksonville (12/6)**, caught one pass for nine yards on Thursday Night Football.
- **Against Washington (12/22)**, posted two receptions for 29 yards and a touchdown. He notched his fourth career start and his first since 2015 as a member of the Minnesota Vikings. In the fourth quarter, he caught a go-ahead, two-yard touchdown pass from Blaine Gabbert to record his first career touchdown reception. He also had a 27-yard reception in the third quarter to notch the second-longest catch of his career.
- **Against Indianapolis (12/30)**, caught two passes for 26 yards on Sunday Night Football.

### 89 - TE COLE WICK (6-6, 257, 2nd Year, Incarnate Word)

- **Cole Wick** was signed by the Titans as a free agent on Dec. 11, 2018, following the placement of tight end Jonnu Smith on injured reserve.
- Wick, who originally signed with the Detroit Lions as a rookie free agent in 2016, arrived in Tennessee with 11 total games of NFL experience.
- In 2017, he spent time on the practice squad for both the Lions and San Francisco 49ers. He opened this season with the 49ers, playing in five games, before re-joining Detroit's practice squad in October.
- In 2016, Wick played six games as a rookie for the Lions and collected two receptions for 18 yards.
- A native of Hallettsville, Texas, Wick totaled 62 receptions for 936 yards and six touchdowns during his college career at Incarnate Word (Texas).

#### 2018 Highlights:

- Wick was inactive for his two weeks on the 53-man roster (Dec. 16 at the New York Giants; Dec. 22 vs. Washington) and was placed on injured reserve (shoulder) on Dec. 24.





## TITANS WIDE RECEIVERS

No.	Name	Ht	Wt	Exp	College
17	Batson, Cameron	5-8	175	R	Texas Tech
84	Davis, Corey	6-3	209	2	Western Michigan
15	Jennings, Darius	5-10	180	2	Virginia
19	Sharpe, Tajae	6-2	194	3	Massachusetts
13	Taylor, Taywan	5-11	203	2	Western Kentucky

### #84 • WR COREY DAVIS

[CLICK FOR COMPLETE BIO](#)



Wide receiver **Corey Davis** (6-3, 209) completed his second NFL season in 2018. He was selected by the Titans with the fifth overall pick in the 2017 NFL Draft.

Davis led the Titans offense in 2018 with 65 receptions, 891 receiving yards and four touchdowns. His yardage total ranked ninth among all AFC wide receivers.

As a rookie, Davis totaled 34 receptions for 375 yards in 11 games (nine starts). He started both postseason contests and contributed nine receptions for 98 yards and a team-high two touchdowns.

In four seasons at Western Michigan (2013–2016), Davis played and started 50 games. He registered 332 career receptions for 5,285 yards and 52 touchdowns, setting the Mid-American Conference record in each category and becoming the only player in FBS history with 300 catches, 5,000 yards and 50 touchdowns. His 5,285 career receiving yards were the most in FBS history, and he ended his career ranked second all-time in FBS history with 52 career receiving touchdowns (60 by Jarrett Dillard). Davis' 332 career receptions ranked fourth all-time in FBS annals.

As a senior, he set career highs with 97 receptions, 1,500 receiving yards and 19 touchdowns, ranking eighth, seventh and first (tied) in the FBS, respectively. He helped the Broncos win the MAC and go undefeated until suffering their first loss in the Cotton Bowl. Davis' record-setting, All-American campaign included five games of 100-plus yards and six games of two or more receiving touchdowns.

Davis is a native of Wheaton, Ill.

#### 2018 Highlights:

➤ **At Miami (9/9)**, led the team with six receptions and 62 receiving yards. His six receptions tied a career high, equaling a mark he reached twice as a rookie in 2017.

➤ **Against Houston (9/16)**, led the Titans with five receptions for 55 yards, including a key 18-yard catch to help set up the game-winning field goal. It was Davis' second consecutive game to begin the season with a least five receptions.

➤ **At Jacksonville (9/23)**, posted two receptions for 34 yards, including a 22-yard grab during a third-quarter scoring drive and a third-down conversion for 12 yards during the game-winning drive in the fourth quarter.

➤ **Against Philadelphia (9/30)**, set career highs with nine receptions, 161 receiving yards and a touchdown. He ended the game with a 10-yard touchdown reception in overtime—the first regular season touchdown of his two-year career. He also recorded a career-long 51-yard grab in the fourth quarter. His 161 receiving yards were the most by a Titans player since tight end Jared Cook had 169 yards against Jacksonville on Dec. 24, 2011. No Titans wide receiver had posted as many receiving yards as Davis in a game since Kenny Britt's 225 yards against the Eagles on Oct. 24, 2010. Davis became the third player in franchise history to score a touchdown in overtime, joining Vince Young (Dec. 10, 2006 at Houston) and Anthony Fasano (Nov. 8, 2015 at New Orleans). By scoring his touchdown with five seconds remaining in overtime, he became the third player in NFL history to score a touchdown in the final 10 seconds of overtime. The previous two players to accomplish the feat were San Diego's John Jefferson, who caught an overtime touchdown pass from Dan Fouts against Kansas City with no time remaining on Nov. 12, 1978, and Baltimore's Michael Jackson, who scored on a pass from Vinny Testaverde against St. Louis on Oct. 27, 1996 with 10 seconds remaining in overtime.

- **At Buffalo (10/7)**, led the team with four receptions and 49 receiving yards, including a 23-yard catch in the third quarter.
- **Against Baltimore (10/14)**, caught one pass for 24 yards.
- **Against the Los Angeles Chargers in London (10/21)**, recorded three catches for 10 yards.
- **At Dallas (11/5)**, led the team with six receptions for 56 yards on Monday Night Football.
- **Against New England (11/11)**, led the Titans with seven catches and 125 receiving yards. He notched his second career 100-yard game and the second-highest yardage and reception totals of his career. In the first quarter, he scored his second touchdown of the season on a 23-yard pass from Marcus Mariota.
- **At Indianapolis (11/18)**, caught two passes for 30 yards.
- **At Houston (11/26)**, led the team on Monday Night Football with 96 yards on four receptions, including a touchdown. It was the third-highest single-game receiving yardage total of his career. In the third quarter, he caught a 48-yard touchdown pass from Marcus Mariota to record his third touchdown of 2018 and the second-longest reception of his career. He also took a reverse and raced 39 yards for a career-long rushing attempt in the second quarter. His 135 scrimmage yards in the game made up the second-highest total of his career (161 vs. Philadelphia on Sept. 30, 2018). On a 19-yard catch in the first quarter, he reached the 1,000-yard receiving mark for his career.
- **Against the New York Jets (12/2)**, caught three passes for 42 yards, including his game-winning, 11-yard scoring catch with 36 seconds remaining in the fourth quarter. It was his second consecutive game with a touchdown reception, and it also marked his second game in 2018 with a last-minute, game-winning score. He previously accomplished the feat against the Eagles on Sept. 30 and joined Antonio Holmes and Andre Caldwell as the only players in a single season since 2000 with multiple game-winning touchdown receptions in the final minute of the fourth quarter or overtime. He added a 12-yard rushing attempt against the Jets.
- **Against Jacksonville (12/6)**, caught two passes for 21 yards on Thursday Night Football.
- **At the New York Giants (12/16)**, tied for the team lead with three receptions for a team-high 33 yards.
- **Against Washington (12/22)**, tied for the team lead with three receptions for 45 yards.
- **Against Indianapolis (12/30)**, led the team with five receptions and 48 receiving yards on Sunday Night Football.

#### Davis' Career Regular Season Statistics:

Year	Team	GP	GS	Rec	Yds	Avg	Lg	TD
2017	Ten	11	9	34	375	11.0	37	0
2018	Ten	16	16	65	891	13.7	51	4
<b>Totals</b>		<b>27</b>	<b>25</b>	<b>99</b>	<b>1,266</b>	<b>12.8</b>	<b>51</b>	<b>4</b>

#### Davis' Career Postseason Statistics:

Year	Team	GP	GS	Rec	Yds	Avg	Lg	TD
2017	Ten	2	2	9	98	10.9	17	2

#### Davis' NFL Regular Season Single-Game Highs:

**Receptions** - 9 vs. Philadelphia (9/30/18)

**Receiving Yards** - 161 vs. Philadelphia (9/30/18)

**Long Reception** - 51 vs. Philadelphia (9/30/18)

**Receiving Touchdowns** - 1 (Four times, last vs. N.Y. Jets, 12/2/18)



**Davis' NFL Playoff Single-Game Highs:****Receptions** - 5 at New England (1/13/18)**Receiving Yards** - 63 at New England (1/13/18)**Long Reception** - 17 at New England (1/13/18)**Receiving Touchdowns** - 2 at New England (1/13/18)**CONVERTING THIRD DOWNS**

**Corey Davis** led the team in overall receiving in 2018, and he also became a favorite target on third down.

Twenty-three of his 65 catches came on third down, and of those plays, 20 resulted in first downs. His 20 receptions to convert third downs tied for the eighth-highest total in the NFL and were the most by a Titans player since tight end **Delanie Walker's** 21 such catches in 2015.

**Most third-down conversions on receptions in 2018:**

Player	3rd Down Receptions	Converted for 1st Down
1. Julio Jones	32	24
2. Tyler Boyd	24	22
Michael Thomas	30	22
DeAndre Hopkins	30	22
5. Adam Thielen	29	21
Travis Kelce	24	21
T.Y. Hilton	24	21
8. <b>Corey Davis</b>	<b>23</b>	<b>20</b>
Mike Evans	21	20
10. Davante Adams	27	19
Dede Westbrook	22	19

**99 RECEPTIONS THROUGH 27 GAMES**

**Corey Davis** totaled 99 receptions for 1,266 yards through his first two seasons, during which he played in 27 games. His totals for the first 27 games of his career are among the best in franchise history.

Since the 1970 season, only **Kendall Wright** (135) and **Ernest Givins** (114) had more receptions than Davis in their first 27 career games.

**Most receptions for the Titans/Oilers in the first 27 games of a player's career, 1970-present:**

Player	Receptions
1. Kendall Wright	135
2. Ernest Givins	114
3. <b>Corey Davis</b>	<b>99</b>
4. Chris Johnson	82
5. Kenny Britt	79
Ben Troupe	79
7. Kevin Dyson	68
8. Billy Johnson	65
9. Tajae Sharpe	63
10. Jamie Williams	62
Bo Scaife	62

**AMONG FASTEST TO 1,000 REC YARDS**

On Nov. 26, 2018 at Houston, Titans wide receiver **Corey Davis** hit the 1,000-yard career receiving mark in his 22nd NFL game.

Davis reached the 1,000-yard mark in fewer career games than all but two players for the franchise since 1970. In that time period, only **Ernest Givins** and **Chris Sanders** hit the mark in fewer games. Givins reached 1,000 receiving yards in his 14th career game in 1985, and Sanders took 21 games from 1995–1996 to reach the plateau. Davis tied **Kendall Wright**, who also hit 1,000 receiving yards in his 22nd game (2012–2013).

**Titans/Oilers to reach 1,000 receiving yards in the fewest games at the beginning of a career, 1970–present:**

Player	Season(s)	Games to 1,000 Rec Yards
1. Ernest Givins	1985	14
2. Chris Sanders	1995–1996	21
3. <b>Corey Davis</b>	<b>2017–2018</b>	<b>22</b>
Kendall Wright	2012–2013	22
5. Kenny Britt	2009–2010	23

**#19 • WR TAJAÉ SHARPE**[CLICK FOR COMPLETE BIO](#)

Wide receiver **Tajae Sharpe** (6-2, 194) completed his third NFL season in 2018. He was selected by the Titans in the fifth round (140th overall) of the 2016 NFL Draft.

Sharpe's 2018 totals included 26 receptions for 316 yards and two touchdowns. He played in all 16 games for the second time in his career and set a career high with 13 starts.

Sharpe's second NFL campaign came to an end before the regular season began. He was placed on injured reserve on Sept. 2 after suffering a foot injury in the preseason finale.

As a rookie, Sharpe played in all 16 games with 10 starts, the highest number of starts by a Titans rookie wide receiver since **Chris Sanders** started 11 games in 1995.

Sharpe totaled 41 receptions for 522 yards and a pair of touchdowns during his first season. In franchise history, only eight other rookies had more receptions, and Sharpe ranked seventh among the NFL's 2016 rookie class in receptions and receiving yards.

In four seasons at the University of Massachusetts (2012-15), Sharpe appeared in 47 career games with 43 starts and finished as the school's all-time leader with 277 receptions and 3,486 receiving yards. He caught at least one pass in every game he played. The two-time All-MAC first-team performer ended his collegiate career ranked third in Minuteman history with 16 touchdowns and sixth with 3,497 all-purpose yards.

As a senior in 2015, Sharpe's 111 catches led the nation. He recorded 1,319 receiving yards and five touchdown catches and was a Walter Camp All-American. During a game against Florida International (Oct. 3), he set a school record with 15 receptions.

Sharpe is a native of Piscataway, N.J.

**2018 Highlights:**

- **At Miami (9/9)**, started and recorded a 17-yard catch in his first appearance since the 2016 season finale.
- **Against Houston (9/16)**, recorded a key 14-yard reception to convert a third down during a scoring drive in the fourth quarter.
- **At Jacksonville (9/23)**, recorded a career-long 16-yard rushing attempt to spark a scoring drive in the third quarter.
- **Against Philadelphia (9/30)**, caught two passes for 27 yards, including an 11-yard touchdown in the fourth quarter.
- **At Buffalo (10/7)**, totaled three receptions for 30 yards.
- **Against Baltimore (10/14)**, led the team with 33 yards on two catches.
- **Against the Los Angeles Chargers in London (10/21)**, led the Titans with seven receptions and 101 receiving yards. He matched his career high for receptions and set a new high for receiving yardage. All seven of his receptions resulted in first downs. Five of them converted third downs, including receptions of 16, 18, 19, 16 and six yards.
- **At Indianapolis (11/18)**, caught five passes for 37 yards and one touchdown. In the fourth quarter, he made a leaping grab of a one-yard touchdown pass from Blaine Gabbert. His second touchdown of the season tied his career high from his 2016 rookie season.
- **Against the New York Jets (12/2)**, totaled three catches for 51 yards. During a third-quarter drive, he caught a 28-yard pass, and two plays later





he added a 20-yard reception.

➤ **At the New York Giants (12/16)**, recorded a six-yard reception.

#### Sharpe's Career Regular Season Statistics:

Year	GP	GS	Rec	Yds	Avg	Lg	TD
2016	16	10	41	522	12.7	34t	2
2017	0	0		Injured Reserve			
2017	16	13	26	316	12.2	28	2
<b>Totals</b>	<b>32</b>	<b>23</b>	<b>67</b>	<b>838</b>	<b>12.5</b>	<b>34</b>	<b>4</b>

#### Sharpe's Regular Season Single-Game Highs:

**Receptions** - 7 (Twice, last at L.A. Chargers, 10/21/18)

**Receiving Yards** - 101 at L.A. Chargers (10/21/18)

**Long Reception** - 33t vs. Green Bay (11/13/16)

**Touchdowns** - 1 (Four times, last at Indianapolis, 11/18/18)

## FRANCHISE ROOKIE RECEIVING LEADERS

**Tajae Sharpe** finished his rookie season with 41 receptions. In franchise history, only eight other rookies have had more receptions.

#### Most receptions by a rookie in franchise history:

Player (Pos)	Year	Receptions
1. Bill Groman (WR)	1960	72
2. Kendall Wright (WR)	2012	64
3. Ernest Givins (WR)	1986	61
4. Sid Blanks (RB)	1964	56
5. Charlie Hennigan (WR)	1960	44
6. Chris Johnson (RB)	2008	43
7. Kenny Britt (WR)	2009	42
Jerry LeVias (WR)	1969	42
9. <b>Tajae Sharpe (WR)</b>	<b>2016</b>	<b>41</b>
10. Rodney Thomas (RB)	1995	39

## #13 • WR TAYWAN TAYLOR

#### CLICK FOR COMPLETE BIO

Wide receiver **Taywan Taylor** (first name pronounced TAY-wahn) completed his second NFL season in 2018. He was selected by the Titans in the third round (72nd overall) of the 2017 NFL Draft.

Taylor's 2018 totals included career highs of 37 receptions and 466 receiving yards with one touchdown. He also set a career high with five starts in 13 total games.

As a rookie, Taylor played in all 16 games during the regular season (four starts), contributing 16 receptions for 231 yards and one touchdown. He added two catches for nine yards in two playoff contests.

At Western Kentucky, Taylor broke every major single-season and career receiving record and accounted for 34 touchdown receptions over his final two campaigns. His career totals included 253 receptions for 4,234 yards and 41 touchdowns in four seasons.

In 2016, Taylor produced the best single season of any receiver in Hilltopper history, setting team records with 98 catches (ranked fifth in the nation), 1,730 receiving yards (third) and 17 touchdowns (tied for third).

Taylor is a native of Louisville, Ky.



#### 2018 Highlights:

- **Against Houston (9/16)**, took a short pass from Blaine Gabbert and raced 18 yards for a touchdown in the first quarter. His game totals included three receptions for 32 yards.
- **At Jacksonville (9/23)**, led the Titans offense with four receptions for 30 yards. His four receptions set a new career high.
- **Against Philadelphia (9/30)**, set new career highs with seven receptions and 77 receiving yards. He kept the game-winning drive in overtime going with a 19-yard catch on fourth-and-15.
- **At Buffalo (10/7)**, totaled 30 yards on three receptions.
- **Against Baltimore (10/14)**, caught one pass for 13 yards.
- **Against the Los Angeles Chargers in London (10/21)**, posted an eight-yard reception.
- **At Dallas (11/5)**, recorded a pair of catches for 24 yards (long of 16) before leaving the game with a foot injury in the third quarter.
- **Against New England (11/11)**, at Indianapolis (11/18) and at Houston



(11/26), he was inactive with a foot injury.

➤ **Against the New York Jets (12/2)**, he notched his first career 100-yard game. He led the Titans with 104 receiving yards and tied for the team lead with three catches. In the fourth quarter, he caught a 44-yard pass, and on the next drive, he added a career-long 55-yard reception, topping his previous long of a 53-yard touchdown against Indianapolis on Oct. 6, 2017. His previous high for receiving yards in a game was 77 yards against Philadelphia on Sept. 30, 2018.

➤ **Against Jacksonville (12/6)**, led the Titans with six receptions and 59 receiving yards on Thursday Night Football.

➤ **At the New York Giants (12/16)**, caught two passes for 17 yards.

➤ **Against Washington (12/22)**, tied for the team lead with three receptions for a team-high 64 yards. He sparked the game-winning drive in the fourth quarter with a 35-yard catch.

➤ **Against Indianapolis (12/30)**, posted two receptions for eight yards.

#### Taylor's Career Regular Season Statistics:

Year	Team	GP	GS	Rec	Yds	Avg	Lg	TD
2017	Ten	16	4	16	231	14.4	53t	1
2018	Ten	13	5	37	466	12.6	55	1
<b>Totals</b>		<b>29</b>	<b>9</b>	<b>53</b>	<b>697</b>	<b>13.2</b>	<b>55</b>	<b>2</b>

#### Taylor's Career Postseason Statistics:

Year	Team	GP	GS	Rec	Yds	Avg	Lg	TD
2017	Ten	2	0	2	9	4.5	5	0

#### Taylor's NFL Regular Season Single-Game Highs:

**Receptions** - 7 vs. Philadelphia (9/30/18)

**Receiving Yards** - 104 vs. N.Y. Jets (12/2/18)

**Long Reception** - 55 vs. N.Y. Jets (12/2/18)

**Touchdowns** - 1 (Twice, last vs. Houston 9/16/18)

#### Taylor's NFL Playoff Single-Game Highs:

**Receptions** - 1 (Twice, last at New England, 1/13/18)

**Receiving Yards** - 5 at New England (1/13/18)

**Long Reception** - 5 at New England (1/13/18)

## MORE TITANS WIDE RECEIVERS

#### 17 - WR CAMERON BATSON (5-8, 175, Rookie, Texas Tech)

➤ Wide receiver **Cameron Batson** was signed by the Titans as a rookie free agent on May 11, 2018.

➤ He spent the first two games of his rookie season on the 53-man roster but did not play. He spent the next three weeks on the practice squad before being re-added to the 53-man roster on Oct. 10.

➤ He totaled eight receptions for 82 yards, three punt returns for four yards and one carry for one yard as a rookie in 2018.

➤ Batson appeared in 50 games over four seasons at Texas Tech, totaling 157 receptions for 1,499 yards and 14 touchdowns. He also returned 22 kicks for 417 yards and returned 65 punts for 394 yards.

➤ As a senior in 2017, he saw action in all 13 games (nine starts) and set a single-season career-high with 924 all-purpose yards. He caught 59 passes for 487 yards and five touchdowns, returned 14 kicks for 308 yards, and returned 17 punts for 91 yards.

➤ He is a native of Oklahoma City, Okla.



**2018 Highlights:**

- **Against Baltimore (10/14)**, made his NFL debut on special teams and fielded one punt for no yards.
- **Against the Los Angeles Chargers in London (10/21)**, recorded his first NFL reception for zero yards.
- **At Dallas (11/5)**, posted two receptions for 21 yards on Monday Night Football.
- **Against New England (11/11)**, caught two passes for 36 yards, including a 26-yard grab to convert a third down during a third-quarter scoring drive.
- **At Indianapolis (11/18)**, recorded his first NFL start in the offense's three-receiver set. He contributed one reception for five yards and one rushing attempt for one yard.
- **At Houston (11/26)**, caught a 13-yard pass on Monday Night Football.
- **Against Jacksonville (12/6)**, returned two punts for four yards.

**15 - WR DARIUS JENNINGS (5-10, 180, 2nd Year, Virginia)**

- Wide receiver **Darius Jennings** was re-signed by the Titans in 2018 after spending part of the 2017 campaign with the club.
- In 2018, Jennings appeared in all 16 games for the first time in his career. He led the NFL and set a franchise record with a 31.7-yard kickoff return average, totaling 698 yards on 22 attempts with one touchdown. The previous franchise record was set in 1960 by Ken Hall with a 31.3-yard average (19 for 594 yards). Jennings' 31.7-yard average led the NFL in 2018 and tied for the eighth-best average in the NFL among qualifiers (1.25 attempts per team game) since 1960. He also contributed 11 receptions for 101 yards.
- He was first signed to the Titans during the 2017 offseason and started the season on the practice squad. On Sept. 23, 2017, he was promoted to the 53-man roster, where he spent eight games. In those eight weeks, he was inactive six times and did not play in two other contests.
- Jennings arrived in Tennessee with four NFL games of NFL experience, including one start. He originally signed as a rookie free agent with the Cleveland Browns in 2015 and as a rookie totaled 14 receptions for 117 yards and seven kickoff returns for 158 return yards. He also has spent time on the practice squads of the Browns, Chicago Bears and New York Jets.
- In 2016, he spent time with the Cleveland Browns, Chicago Bears and New York Jets practice squads.
- The Baltimore, Md., native appeared in 49 games with 28 starts during his four-year career at the University of Virginia. At the completion of his career, he ranked No. 1 all-time in Virginia history with 1,839 career kick return yards, No. 5 with 133 career receptions, No. 9 in program history with 1,667 career receiving yards and No. 11 with 3,719 career all-purpose yards.

**2018 Highlights:**

- **At Miami (9/9)**, handled kickoff return duties for the first time with the Titans. In the first quarter, his first return went for 27 yards to Tennessee's 35-yard line, which set up a drive for a field goal. In the fourth quarter, he returned a kickoff 94 yards for his first NFL touchdown. It was the first kickoff return touchdown for the Titans since Darius Reynaud scored on a 105-yard return against the Detroit Lions on Sept. 23, 2012.
- **At Buffalo (10/7)**, returned a kickoff 33 yards and added a six-yard catch.
- **Against the Los Angeles Chargers in London (10/21)**, matched his career high with five kickoff returns, and he set a new career high with 156 kickoff return yards, averaging 31.2 yards per return. His 156 kickoff return yards made up the highest total by a Titans player since Leon Washington's 209 yards at the Denver Broncos on Dec. 8, 2013.
- **At Dallas (11/5)**, set a new career long on a 36-yard reception that helped set up a touchdown in the second quarter on Monday Night Football.
- **Against New England (11/11)**, took the opening kickoff and raced 58 yards to help set up a touchdown. It was the second-longest return of his career. He finished the contest with two kickoff returns for 78 yards, and he also completed a 21-yard pass to quarterback Marcus Mariota that resulted in a critical first down during the fourth quarter.
- **Against the N.Y. Jets (12/2)**, returned a kickoff 35 yards.
- **Against Jacksonville (12/6)**, returned a kickoff 29 yards.
- **At the New York Giants (12/16)**, returned a kickoff 27 yards and collected two special teams tackles.
- **Against Washington (12/22)**, tied for the team lead with three receptions for 29 yards and added a 31-yard kickoff return.
- **Against Indianapolis (12/30)**, caught three passes for 17 yards and totaled 89 yards on four kickoff returns, including a 32-yarder. He finished the season with a 31.7-yard kickoff return average to break Ken Hall's franchise record (31.3-yard average in 1960). Jennings' 31.7-yard average led the NFL in 2018 and tied for the eighth-best average in the NFL among qualifiers (1.25 attempts per team game) since 1960.



## OFFENSIVE LINEMEN

**TACKLES**

No.	Name	Ht	Wt	Exp	College
78	Conklin, Jack (IR)	6-6	308	3	Michigan State
71	Kelly, Dennis	6-8	321	7	Purdue
77	Lewan, Taylor	6-7	309	5	Michigan
69	Marz, Tyler	6-7	316	2	Wisconsin
68	Pasztor, Austin	6-7	305	6	Virginia

**GUARDS**

No.	Name	Ht	Wt	Exp	College
64	Kline, Josh	6-3	300	6	Kent State
66	Pamphile, Kevin (IR)	6-5	315	5	Purdue
67	Spain, Quinton	6-4	330	4	West Virginia
61	Stinnie, Aaron	6-3	312	R	James Madison

**CENTERS**

No.	Name	Ht	Wt	Exp	College
60	Jones, Ben	6-3	308	7	Georgia
62	Levin, Corey	6-4	307	2	Chattanooga

### #78 • T JACK CONKLIN

[CLICK FOR COMPLETE BIO](#)



**Jack Conklin** completed his third NFL season in 2018. The 6-foot-6, 308-pound tackle was selected by the Titans with the eighth pick in the first round of the NFL Draft.

Conklin's 2018 season came to an end with three games remaining due to a knee injury he suffered against the Jacksonville Jaguars on Dec. 6. Prior to going on injured reserve, he played and started in nine games on the season, all at right tackle.

Conklin started every game at right tackle in his first two seasons, including all 16 games in the 2017 regular season and both postseason games. However, he suffered a torn ACL during the second and final play-off contest at New England. The injury led him to spend all of training camp and preseason in 2018 on the physically unable to perform list.

As a rookie, Conklin became the team's first player to start all 16 games at left or right tackle as a rookie since **Michael Roos** in 2005. He was a key cog in a line that helped the Titans finish 11th overall in offense, third in rushing and tied for seventh in fewest sacks allowed.

Conklin was named an alternate for the Pro Bowl and was named first-team Associated Press All-Pro. He became the first Titans player to receive first-team All-Pro honors since running back **Chris Johnson** in 2009 and the first Titans rookie to receive the honor since defensive end **Jevon Ke-**



arise in 1999. Conklin joined Dallas guard **Zack Martin** (2014) as the only rookie offensive linemen since the AFL-NFL merger to be named first-team AP All-Pro.

Conklin became the first draft pick by new general manager **Jon Robinson**. The Titans, who initially had the first pick in the draft but traded with the Los Angeles Rams back to the 15th spot, made a deal with the Cleveland Browns to jump up to the eighth spot to select Conklin. The Titans gave up a third-round pick and a second-rounder in 2017 in the trade and also got back a sixth-rounder.

The Michigan State product was a walk-on for the Spartans but went on to become the first Michigan State offensive lineman to be selected in the first round since 1989 (**Tony Mandarich**) and also the highest drafted Spartan since wide receiver **Charles Rogers** (No. 2) in 2003.

A native of Plainwell, Mich., Conklin was a three-year starter at left tackle for the Spartans. He started 38 of his 39 career games (35 at left tackle, three at right tackle) and recorded more than 235 career knock-downs. Three of his career starts at left tackle came in bowl games (2014 Rose, 2015 Cotton, 2016 College Football Playoff Semifinal at Cotton Bowl).

In his final season on campus, Conklin was named second-team All-American by The Associated Press and was on numerous All-Big Ten teams.

#### Conklin's Career Regular Season Games Played/Games Started:

Year	Team	GP	GS	Starts by Position
2016	Ten	16	16	RT-16
2017	Ten	16	16	RT-16
2018	Ten	9	9	RT-9
<b>NFL Totals</b>		<b>41</b>	<b>41</b>	<b>RT-41</b>

#### Conklin's Career Postseason Games Played/Games Started:

Year	Team	GP	GS	Starts by Position
2017	Ten	2	2	RT-2

## 32 STARTS IN TWO SEASONS

Right tackle **Jack Conklin** recorded 16 starts in his second season. In doing so, he joined a total of four other former Titans and two offensive linemen in a rare feat.

Since the team became the Titans in 1999, Conklin is in a group of five players who have started all 32 games from the time they were drafted through the end of their second seasons. He joined defensive end **Jevon Kearse** (1999–2000), safety **Tank Williams** (2002–2003), offensive tackle **Michael Roos** (2005–2006) and guard **Chance Warmack** (2013–2014).

**Players who have started all 32 games in their first two NFL seasons during the "Titans era" (1999–present):**

Player	Position	Seasons
<b>Jack Conklin</b>	<b>Right Tackle</b>	<b>2016–2017</b>
Chance Warmack	Right Guard	2013–2014
Michael Roos	Right Tackle/Left Tackle	2005–2006
Tank Williams	Safety	2002–2003
Jevon Kearse	Defensive End	1999–2000

## #60 • C BEN JONES

[CLICK FOR COMPLETE BIO](#)

Center **Ben Jones** (6-3, 308) completed his seventh NFL season and his third season with the Titans in 2018. He was signed as an unrestricted free agent on March 10, 2016.

Jones started all 16 games at center in 2018, registering a start in every contest for the fifth consecutive season, dating back to his third year in Houston (2014).

In his first year in Tennessee, Jones played a key role in an offensive turnaround. The veteran was a key cog in a line that helped the Titans finish 11th overall in offense, third in rushing and tied for seventh in fewest sacks allowed.

Jones was originally selected by the Houston Texans in the fourth round (99th overall) of the 2012 NFL Draft. Over the following four seasons, he started contests at center and both guard spots. He was a starter on two playoff teams in Houston (2012 and 2015).

In 2015, Jones started every game at center, extending his streak of



consecutive regular season games played to 64, which was the second-longest active streak among NFL centers at the conclusion of the season.

A native of Centreville, Ala., Jones attended the University of Georgia, where his 49 total starts ranked third in school annals. He was a two-time All-SEC selection by the league's coaches and was named to Georgia's Team of the Decade. As a senior (2011), the team captain earned All-SEC first-team honors.

#### Jones' Career Regular Season Games Played/Games Started:

Year	Team	GP	GS	Starts by Position
2012	Hou	16	10	RG-10
2013	Hou	16	1	RG-1
2014	Hou	16	16	LG-16
2015	Hou	16	16	C-16
2016	Ten	16	16	C-16
2017	Ten	16	16	C-16
2018	Ten	16	16	C-16
<b>NFL Totals</b>		<b>112</b>	<b>91</b>	<b>C-64, LG-16, RG-11</b>

#### Jones' Career Postseason Games Played/Games Started:

Year	Team	GP	GS	Starts by Position
2012	Hou	2	2	RG-2
2015	Hou	1	1	C-1
2017	Ten	2	2	C-2
<b>NFL Totals</b>		<b>5</b>	<b>5</b>	<b>C-3, RG-2</b>

## CURRENT IRONMEN AT CENTER

Among NFL offensive linemen presently listed as centers, **Ben Jones** ranks first in the NFL in consecutive games started.

The streaks listed below are for consecutive games started by players who currently reside at center, even if some games were started at a position other than center.

**Longest active consecutive starting streaks among current centers\*:**

Player	Current Team	Consecutive Games Started
1. <b>Ben Jones</b>	<b>Tennessee</b>	<b>80</b>
2. Jason Kelce	Philadelphia	73
3. Alex Mack	Atlanta	64
5. Rodney Hudson	Oakland	52
6. Graham Glasgow	Detroit	43

\* Includes players who are currently listed as centers; streaks include games started at other positions

## CONSECUTIVE GAMES BY O-LINEMEN

Titans center **Ben Jones** appeared in his 100th career game and 100th consecutive game against Philadelphia on Sept. 30, 2018.

Among all active NFL offensive linemen, only Kansas City right tackle **Mitchell Schwartz** has a current games played streak as long as Jones' streak.

**Longest active consecutive games streaks among NFL offensive linemen:**

Offensive Lineman	Current Team	Consecutive Games Played
1. <b>Ben Jones</b>	<b>Tennessee</b>	<b>112</b>
Mitchell Schwartz	Kansas City	112
3. Eric Fisher	Kansas City	85
4. Jake Matthews	Atlanta	78
5. Jason Kelce	Philadelphia	73
6. (several tied)		64



## #71 • G/T DENNIS KELLY

[CLICK FOR COMPLETE BIO](#)


Dennis Kelly (6-8, 321) completed his seventh NFL season and his third campaign with the Titans in 2018. He was acquired in a trade with the Philadelphia Eagles on Aug. 16, 2016. In exchange for Kelly, the Titans dealt wide receiver Dorial Green-Beckham to the Eagles.

Kelly played in 11 games in 2018 with five starts at right tackle. It was the third-highest start total of his career.

Kelly played in all 16 games in both 2016 and 2017. During that time he had a regular role in the team's "heavy" personnel package and earned six total starts—six in 2016 and one in 2017. He helped the Titans rush for an average of 136.7 yards per game in 2016, which ranked third in the NFL.

Kelly entered the NFL as a fifth-round selection by the Eagles in the 2012 NFL Draft. In four seasons with the Eagles, he recorded 15 starts and 30 games played. He recorded nine starts with the Eagles at right tackle, four starts at right guard and two starts at left guard.

A native of Chicago Heights, Ill., Kelly was a team captain and a two-time offensive MVP at Purdue. He started his final three seasons at left tackle for the Boilermakers.

**Kelly's Career Regular Season Games Played/Games Started:**

Year	Team	GP	GS	Starts by Position
2012	Phi	13	10	RG-3, RT-7
2013	Phi	0	0	
2014	Phi	3	3	LG-2, RG-1
2015	Phi	14	2	RT-2
2016	Ten	16	6	TE-6
2017	Ten	16	1	TE-1
2018	Ten	11	5	RT-5
<b>NFL Totals</b>		<b>73</b>	<b>27</b>	<b>RG-4, RT-14, LG-2, TE-7</b>

**Kelly's Career Postseason Games Played/Games Started:**

Year	Team	GP	GS	Starts by Position
2017	Ten	2	0	

## #64 • G JOSH KLINE

[CLICK FOR COMPLETE BIO](#)

Guard Josh Kline (6-3, 300) completed his sixth NFL season and his third campaign with the Titans in 2018. He was acquired off waivers from the New England Patriots on Sept. 8, 2016.


In 2018, Kline started all 16 games at right guard for the second consecutive season, establishing a starting streak of 46 total games from 2016–2018.

In 2016, Kline moved into Tennessee's starting lineup in Week 3 after **Chance Warmack** was placed on injured reserve with a finger injury. He never left the lineup for the remainder of the season, setting a then-career high in the process with 14 starts.

Kline spent the first three seasons of his NFL career in New England and won a Super Bowl as a member of their 2014 club. With the Patriots, he recorded 18 regular season starts and three postseason starts. He started games at both right (10) and left guard (11).

In 2015, he set career highs by playing in 14 games and recording 13 starts (seven at right guard and two at left guard). He also started twice at left guard in the 2015 playoffs.

Kline entered the NFL as an undrafted college free agent in 2013 following a four-year playing career at Kent State. He played right guard and right tackle during his stay there.

**Kline's Career Regular Season Games Played/Games Started:**

Year	Team	GP	GS	Starts by Position
2013	NE	7	1	LG-1
2014	NE	12	4	LG-2, RG-2
2015	NE	14	13	LG-6, RG-7
2016	Ten	14	14	RG-14
2017	Ten	16	16	RG-16
2018	Ten	16	16	RG-16
<b>NFL Totals</b>		<b>79</b>	<b>64</b>	<b>LG-9, RG-55</b>

**Kline's Career Postseason Games Played/Games Started:**

Year	Team	GP	GS	Starts by Position
2013	NE	0	0	
2014	NE	2	1	RG-1
2015	NE	2	2	LG-2
2017	Ten	2	2	RG-2
<b>NFL Totals</b>		<b>6</b>	<b>5</b>	<b>LG-2, RG-3</b>

## #77 • T TAYLOR LEWAN

[CLICK FOR COMPLETE BIO](#)

Tackle Taylor Lewan (6-7, 309) completed his fifth NFL season in 2018. He was selected by the Titans with the 11th overall pick of the 2014 NFL Draft and received a multi-year contract extension in 2018.

Lewan was named to the Pro Bowl for the third consecutive season in 2018. He played and started in 15 of the team's 16 games at left tackle, marking his fourth consecutive season with at least 15 starts.

In 2017, Lewan became the team's first offensive lineman to make multiple Pro Bowls since center **Kevin Mawae** from 2008–2009. Lewan started all 16 games for the second consecutive season in 2017 and added starts in both post-season contests.

In 2016, Lewan started all 16 games for the first time. The left tackle was the anchor a line that helped the Titans finish 11th overall in offense, third in rushing and tied for seventh in fewest sacks allowed.

In 2015, Lewan started the first 15 games of the season at left tackle before missing the finale with a concussion.

As a rookie in 2014, Lewan played in 11 games with six starts before suffering an ankle injury. He played as a reserve for the first five games and then started in six consecutive contests before the injury caused him to be inactive the final five weeks. For his efforts, Lewan was named to the Pro Football Writers of America All-Rookie Team.

In four seasons at Michigan, Lewan appeared in 50 games with 48 starts at left tackle. He started the final 41 games of his career and was named the Big Ten Conference Offensive Lineman of the Year in 2012 and 2013. As a senior in 2013, he started all 13 games at left tackle for the third consecutive season and was named second-team *Associated Press* All-American.

At the 2014 NFL Scouting Combine, he ran the 40-yard dash in 4.87



PRO BOWL





seconds, beating all other offensive linemen in his class and clocking the fourth-fastest time among offensive linemen in the last five years (2010-14). He also ranked among the top offensive linemen at the 2014 combine in the broad jump (first at nine feet, nine inches), vertical jump (tied for third at 30.5 inches) and three-cone drill (fourth at 7.39 seconds).

A native of Cave Creek, Ariz., Lewan became the first offensive tackle selected by the Titans/Oilers in the first round since tackle Brad Hopkins (13th overall) in 1993.

#### Lewan's Career Regular Season Games Played/Games Started:

Year	Team	GP	GS	Starts by Position
2014	Ten	11	6	LT-6
2015	Ten	15	15	LT-15
2016	Ten	16	16	LT-16
2017	Ten	16	16	LT-16
2018	Ten	15	15	LT-15
<b>NFL Totals</b>		<b>73</b>	<b>68</b>	<b>LT-68</b>

#### Lewan's 2017/Career Postseason Games Played/Games Started:

Year	Team	GP	GS	Starts by Position
2017	Ten	2	2	LT-2

## #67 • G QUINTON SPAIN

[CLICK FOR COMPLETE BIO](#)

Guard **Quinton Spain** (6-4, 330) completed his fourth NFL season in 2018. He was signed by the Titans as an undrafted free agent on May 11, 2015.

Spain, who has been the team's primary starter at left guard since the second half of his rookie campaign, set career highs in 2018 with 15 games and 15 starts. He increased his career totals to 50 games and 48 starts.


In 2017, Spain appeared in 14 games for the second consecutive season and set a then-personal best with 14 starts. He added starts in both postseason contests.

Spain appeared in 14 games with 13 starts at left guard in 2016. His physical style helped the Titans average 136.7 rushing yards per game, which ranked third in the NFL. Spain also helped the Titans tie for seventh in the NFL in fewest sacks allowed.

After winning a roster spot as a rookie in 2015, Spain appeared in seven games, including starts in each of the final six games at left guard.

Spain played in 50 career games with 38 starts at West Virginia and was a two-time All-Big 12 team honoree. As a senior (2014), he started 12 games at left guard and was named All-Big 12 first team by ESPN.com, All-Big 12 second team by Associated Press and All-Big 12 honorable mention by the coaches.

Spain is a native of Petersburg, Va.



#### Spain's Career Regular Season Games Played/Games Started:

Year	Team	GP	GS	Starts by Position
2015	Ten	7	6	LG-6
2016	Ten	14	13	LG-13
2017	Ten	14	14	LG-14
2018	Ten	15	15	LG-15
<b>NFL Totals</b>		<b>50</b>	<b>48</b>	<b>LG-48</b>

#### Spain's Career Postseason Games Played/Games Started:

Year	Team	GP	GS	Starts by Position
2017	Ten	2	2	LG-2

## MORE TITANS OFFENSIVE LINEMEN

#### 62 - G/C COREY LEVIN (6-4, 307, 2nd Year, Chattanooga)

➤ **Corey Levin** was selected by the Titans in the sixth round (217th overall) of the 2017 NFL Draft.

➤ In 2018, he appeared in all 16 games with one start (Oct. 21 vs. the Chargers in London).

➤ As a rookie in 2017, Levin spent the entire season on the 53-man roster but did not see game action. He was inactive 14 times and did not play in two other contests.

➤ The 6-foot-4 inch, 307-pounder appeared in 52 career games with 51 starts at Chattanooga, 45 of which were consecutive.

➤ A native of Dacula, Ga., he developed versatility over his four-year

collegiate career, making starts at left guard, and both left and right tackle.

#### 69 - T TYLER MARZ (6-7, 316, 2nd Year, Wisconsin)

➤ **Tyler Marz** (pronounced MARE-its) was promoted from the practice squad on Sept. 15, 2018 and recorded his first career game and start at right tackle the following day.

➤ In 2018, he appeared in six games, including his first career start (Sept. 16 against Houston).

➤ Marz was originally signed by the Titans as a rookie free agent following the 2016 NFL Draft and spent his entire rookie season on the practice squad.

➤ In 2017, Marz began the season on the Titans practice squad. He was signed to the Los Angeles Chargers' active roster, where he spent Weeks 3-8, but he did not see field action before being waived and re-signed to the Titans practice squad for the remainder of the season.

➤ The Springfield, Minn., native appeared in 51 games with 40 consecutive starts at left tackle for Wisconsin.

#### 66 - G/T KEVIN PAMPHILE (6-5, 315, 5th Year, Purdue)

➤ **Kevin Pamphile** was signed by the Titans as an unrestricted free agent on March 29, 2018.

➤ Pamphile was placed on injured reserve on Sept. 25, 2018, three games into his first campaign in Tennessee. He appeared in all three games, starting against Houston (Sept. 16) at left tackle and at Jacksonville (Sept. 23) at right tackle.

➤ Pamphile was originally selected by the Tampa Bay Buccaneers in the fifth round (149th overall) of the 2014 NFL Draft. He spent four seasons with the Buccaneers (2014-17), appearing in 53 games with 33 starts. He started contests at guard, tackle and as an extra tight end.

➤ In his last two seasons in Tampa Bay (2016-17), Pamphile appeared in 30 games with 29 starts. He started 28 games at left guard and one contest at right tackle.

➤ In 2017, Pamphile played in all 16 games with a career-high 15 starts at left guard and was a part of a line that helped block for an offensive unit that produced 5,816 total yards, the third-most for a single season in team history.

➤ Pamphile played in 35 games at Purdue from 2009-2013, with 21 starts on the offensive line. As a senior in 2013, he started all 12 games at left tackle for the Boilermakers.

#### 68 - T AUSTIN PASZTOR (6-7, 305, 6th Year, Virginia)

➤ **Austin Pasztor** was signed by the Titans as a free agent on Dec. 11, 2018.

➤ He played in two games with the Titans as a reserve in 2018.

➤ He entered the NFL as an undrafted college free agent with the Minnesota Vikings in 2012 and also spent time with Jacksonville (2012-14), Cleveland (2015-16) and Atlanta (2016). He has registered time at both guard spots and right tackle during his time in the NFL.

➤ Prior to his arrival in Tennessee, he appeared in 65 career games with 43 starts.

➤ In 2017, he saw action as a reserve in seven games with the Falcons.

➤ In 2013, he achieved a career high with 12 starts at right tackle with the Jaguars.

➤ A native of Tillonsburg, Ontario, Pasztor was a four-year starter at the University of Virginia, where he earned second-team All-America honors as a senior.

#### 61 - G AARON STINNIE (6-3, 312, Rookie, James Madison)

➤ **Aaron Stinnie** was signed by the Titans as an undrafted free agent on May 11, 2018.

➤ He played in one game with the Titans as a reserve in 2018.

➤ Stinnie appeared in 54 games with 42 starts over four seasons at James Madison. He started 42 consecutive games from 2015-2017.

➤ As a senior in 2017, he started all 15 games at left tackle and was named team captain. He earned Associated Press first-team All-America honors.

➤ Stinnie is a native of Charlottesville, Va.



## DEFENSIVE LINEMEN

No.	Name	Ht	Wt	Exp	College
99	Casey, Jurrell (IR)	6-1	305	8	Southern California
92	Dickerson, Matt	6-5	292	R	UCLA
94	Johnson, Austin	6-4	314	3	Penn State
90	Jones, DaQuan	6-4	322	5	Penn State
97	Kilgo, Darius	6-3	320	3	Maryland
96	Logan, Bennie	6-2	315	6	Louisiana State

### #99 • DT JURRELL CASEY

[CLICK FOR COMPLETE BIO](#)

Defensive lineman **Jurrell Casey** (6-1, 305) completed his eighth NFL season in 2018. He was selected by the Titans in the third round (77th overall) of the 2011 NFL Draft.

A five-time defensive captain and a two-time Titans nominee for the Walter Payton NFL Man of the Year Award, Casey was named to his fourth consecutive Pro Bowl at the conclusion of the 2018 season. However, his season was cut short due to a knee injury he suffered on Dec. 22 against Washington.

Prior to the injury, he started 15 games and totaled 72 tackles, seven sacks, seven tackles for loss, a career-high 50 quarterback pressures, two forced fumbles and one fumble recovery. It marked the third time in his career he totaled at least seven sacks.

Casey finished his 2018 campaign in eighth place in franchise history with 46 career sacks. His total ranked second among all defenders in the "Titans era" behind only **Jevon Kearse's** 52 sacks.

In 2017, Casey started all 16 games and set a career high with 35 quarterback pressures, which ranked second on the team. His six sacks also ranked second on the squad, as he reached the mark for the third time in his career.

With six sacks in 2017, Casey became the first player for the team since **Ray Childress** (1986–1994) to register five or more consecutive seasons with at least five sacks.

In 2016, Casey started 15 games and set a then-career high with 29 quarterback pressures in addition to 51 tackles, five sacks, three tackles for loss and five passes defended. He became the first player for the team in the "Titans era" (1999–present) to register four consecutive seasons with at least five sacks.

In 2015, he started all 16 games for the second consecutive season and for the third time in his career. He led the team's defensive linemen with 86 tackles and tied **Brian Orakpo** for the team lead with seven sacks, the second-best total in Casey's career. Casey also set a then-career high and finished second on the team behind Orakpo with 28 quarterback pressures. He was named to the Pro Bowl for the first time in his career.

Casey was named one of five permanent team captains by his teammates for the first time in 2014. While remaining a key cog in the defense's switch from a 4-3 to a 3-4 scheme, he started all 16 games and led the team's defensive linemen (fourth on the team) with 86 tackles. His 27 quarterback pressures and 13 tackles for loss tied for the team lead and set new career highs. With five sacks, he ranked second on the squad.

In 2013, Casey was named *Associated Press* second-team All-Pro after putting together one of the best seasons by a defensive tackle in franchise history. His 10.5 sacks set a career high and made up the second-highest total by a franchise defensive tackle since sacks became an official statistic in 1982, finishing behind only **Ray Childress'** 13 sacks in 1992. In 2013, only **Jason Hatcher** of the Dallas Cowboys (11) finished with more sacks than Casey among defensive tackles.

Casey started 31 out of 32 games in his first two seasons, and in each campaign he led the team's defensive linemen in tackles. As a rookie, he notched 74 tackles and 2.5 sacks, and he followed with 80 tackles and three sacks in 2012.



A native of Long Beach, Calif., Casey played in 38 games (26 starts) on the defensive line (24 at right defensive tackle and two at nose tackle) at the University of Southern California. He recorded 138 tackles, nine sacks, 22 tackles for loss, three quarterback pressures, four fumble recoveries, three forced fumbles, an interception and three passes defended.

In his final season with the Trojans (2010), he started all 13 games for the second consecutive season and had 67 tackles, a team-best 11 tackles for loss, a team-leading 4.5 sacks, one interception, one fumble recovery and two passes defended. He was named first-team All-Pac 10.

#### 2018 Highlights:

- **At Miami (9/9)**, posted six tackles, two tackles for loss and two quarterback pressures.
- **Against Houston (9/16)**, totaled six tackles, two sacks, four quarterback pressures and one forced fumble. On the first possession of the game, he ended a Texans drive with a two-yard sack of Deshaun Watson. On the play, Casey became the 10th player in franchise history to reach 40 career sacks. In the third quarter, Casey stripped the ball from Watson for a sack and his sixth career forced fumble (recovered by the Texans). It marked Casey's ninth career game with two sacks.
- **At Jacksonville (9/23)**, totaled six tackles, one sack, two quarterback pressures and one forced fumble. With less than four minutes remaining in the fourth quarter, he sacked Blake Bortles for a four-yard loss. He also forced a fumble on the play, but the ball was recovered by the Jaguars. He registered his second consecutive game with at least one sack. It marked the fifth time in his career he recorded two or more consecutive games in the same season with at least one sack.
- **Against Philadelphia (9/30)**, registered four tackles, a team-best five quarterback pressures and one tackle for loss.
- **At Buffalo (10/7)**, posted five tackles, two quarterback pressures and two tackles for loss.
- **Against Baltimore (10/14)**, totaled seven tackles and a team-high four quarterback pressures.
- **Against the Los Angeles Chargers in London (10/21)**, registered four tackles, a half sack and three quarterback pressures. In the third quarter, he and outside linebacker Kamalei Correa combined to bring quarterback Philip Rivers down for an eight-yard sack.
- **At Dallas (11/5)**, set a career high with eight quarterback pressures on Monday Night Football, eclipsing his previous high of six quarterback pressures (against Jacksonville on Oct. 27, 2016). He added two tackles.
- **Against New England (11/11)**, notched four tackles, three quarterback pressures and one tackle for loss.
- **At Indianapolis (11/18)**, registered three tackles, one quarterback pressure and one tackle for loss.
- **At Houston (11/26)**, tallied six tackles, one sack and a team-high four quarterback pressures on Monday Night Football. In the fourth quarter, he sacked Deshaun Watson for a 10-yard loss.
- **Against the New York Jets (12/2)**, posted four tackles, one sack and one quarterback pressure. In the third quarter, he recorded a three-yard sack of Josh McCown, notching a sack for the second consecutive game. Casey secured his sixth consecutive season with at least five sacks. Since individual sacks became an official NFL statistic in 1982, only three other franchise players ever had five sacks in six consecutive seasons—and no others in the "Titans era" (1999–present). The list is headed by former Oilers defensive lineman Ray Childress, who tallied at least five sacks for





nine straight seasons from 1986–1994, followed by defensive linemen William Fuller (six seasons from 1988–1993), Sean Jones (six seasons from 1988–1993) and Casey (2013–2018).

➤ **On Dec. 6, he was named the Titans Walter Payton Community Man of the Year for the second time in his career (2016)**

➤ **Against Jacksonville (12/6)**, tallied eight tackles, 1.5 sacks and four quarterback pressures on Thursday Night Football. In the second quarter, he sacked Cody Kessler for a 12-yard loss. Then, in the third quarter, he combined with outside linebacker Sharif Finch for an 11-yard sack, and on the play, Finch was credited with a forced fumble and recovery. Casey recorded his third consecutive game with at least one sack, achieving the feat for the second time in his career (2013). His seven sacks in 2018 matched the second-highest season total of his career (10.5 in 2013 and seven in 2015).

➤ **At the New York Giants (12/16)**, contributed three tackles, five quarterback pressures and one fumble recovery. In the third quarter, he recovered a fumble by Eli Manning, registering his third career fumble recovery. The Titans scored a touchdown on the ensuing possession.

➤ **Against Washington (12/22)**, totaled four tackles and two quarterback pressures before leaving the game late in the fourth quarter with a knee injury.

➤ He was placed on injured reserve on Dec. 24.

#### Casey's Career Regular Season Statistics:

Year	GP	GS	Tackle	Sack	TFL	QBP	Int	PD	FF	FR
2011	16	15	74	2.5	5	9	0	1	1	1
2012	16	16	80	3.0	6	3	0	0	2	0
2013	15	14	90	10.5	3	10	0	3	1	1
2014	16	16	86	5.0	13	27	0	1	0	0
2015	16	16	86	7.0	11	28	0	5	0	0
2016	15	15	51	5.0	3	29	0	5	0	0
2017	16	16	72	6.0	7	35	0	1	1	0
2018	15	15	72	7.0	7	50	0	0	2	1
<b>Totals</b>	<b>125</b>	<b>123</b>	<b>611</b>	<b>46.0</b>	<b>55</b>	<b>191</b>	<b>0</b>	<b>16</b>	<b>7</b>	<b>3</b>

#### Casey's Career Postseason Statistics:

Year	GP	GS	Tackle	Sack	TFL	QBP	Int	PD	FF	FR
2017	2	2	14	0.0	0	9	0	1	0	0

#### Casey's Regular Season Single-Game Highs:

**Tackles** - 10 (Twice, last vs. Arizona, 12/15/13)

**Sacks** - 2 (Nine times, last vs. Houston, 9/16/18)

**Tackles for Loss** - 3 (Three times, last at San Francisco, 12/17/17)

**Forced Fumble** - 1 (Seven times, last at Jacksonville, 9/23/18)

**Fumble Recovery** - 1 (Three times, last at N.Y. Giants, 12/16/18)

**Quarterback Pressures** - 8 at Dallas (11/5/18)

**Passes Defensed** - 3 vs. Atlanta (10/25/15)

#### Casey's Playoff Single-Game Highs:

**Tackles** - 8 at Kansas City (1/6/18)

**Quarterback Pressures** - 5 at New England (1/13/18)

**Passes Defensed** - 1 at Kansas City (1/6/18)

## FRANCHISE SACK LEADERS

**Jurrell Casey** ranks among the franchise's all-time leaders in career sacks. He passed former linebacker **Ted Washington** (45.0) on Dec. 6, 2018 for eighth place in franchise annals.

#### Most career sacks, franchise history:

Player	Position	Seasons	Sacks*
1. Elvin Bethea	DE	1968–83	105.0
2. Ray Childress	DT	1985–95	75.5
3. Jesse Baker	DE	1979–87	66.0
4. William Fuller	DE	1986–93	59.0
5. Sean Jones	DE	1988–93	57.5
6. Jevon Kearse	DE	1999–03, 2008–09	52.0
7. Robert Brazile	LB	1975–84	48.0
8. <b>Jurrell Casey</b>	<b>DT</b>	<b>2011–18</b>	<b>46.0</b>
9. Ted Washington	LB	1973–82	45.0
10. <b>Derrick Morgan</b>	<b>OLB</b>	<b>2010–18</b>	<b>44.5</b>
11. Kyle Vanden Bosch	DE	2005–09	38.5

\* Individual sacks became an official statistic in 1982. Sacks recorded prior to 1982 are unofficial.

## SACKS BY DEFENSIVE TACKLES SINCE 2011

Since **Jurrell Casey** entered the NFL in 2011, only three players whose primary position is defensive tackle have registered more sacks than him.

#### Most sacks by NFL defensive tackles (primary position) since 2011:

Defensive Tackle	Sacks
1. Geno Atkins	68.0
2. Aaron Donald	59.5
3. Gerald McCoy	51.5
4. <b>Jurrell Casey</b>	<b>46.0</b>
Ndamukong Suh	46.0
6. Kyle Williams	35.0
7. Kawann Short	32.5
8. Marcell Dareus	31.5
9. Fletcher Cox	28.0
10. Tom Johnson	23.5

## SACKS BY TITANS/OILERS DTs

Since individual sacks became an official NFL statistic in 1982, **Jurrell Casey** and **Ray Childress** are the only Titans/Oilers defensive tackles to produce double-digit sacks in a single season.

#### Most sacks in a season by Oilers/Titans defensive tackles, 1982–present:

Defensive Tackle	Season	Sacks
1. Ray Childress	1992	13.0
2. <b>Jurrell Casey</b>	<b>2013</b>	<b>10.5</b>
3. Ray Childress	1993	9.0
4. Albert Haynesworth	2008	8.5
Ray Childress	1989	8.5
Ray Childress	1988	8.5
Ray Childress	1990	8.0
8. <b>Jurrell Casey</b>	<b>2018</b>	<b>7.0</b>
<b>Jurrell Casey</b>	<b>2015</b>	<b>7.0</b>
Karl Klug	2011	7.0
Gary Walker	1997	7.0
Ray Childress	1991	7.0

Note: In 1992, Lee Williams recorded 11 total sacks while playing both defensive end and defensive tackle for the Oilers. He is excluded from this list.

## FOUR PRO BOWLS

In being named to his fourth Pro Bowl, **Jurrell Casey** tied for the seventh-most consecutive Pro Bowls in franchise history. Prior to Casey, the franchise's two most recent players to do so were offensive lineman **Bruce Matthews**, who made 14 consecutive Pro Bowls from 1988–2001, and running back **Eddie George**, who earned Pro Bowl berths from 1997–2000.

Casey also achieved a first-time feat for players in the club's "Titans era" (1999–present). Seven other players who have worn the two-tone blue have been named to three Pro Bowls. However, Casey is the first to earn four selections in the Titans era. He did so in four consecutive seasons.

#### Most consecutive Pro Bowl seasons, franchise history (1960–present)\*:

Player	Position	Consecutive Pro Bowls*	Seasons
1. Bruce Matthews	OL	14	1988–2001
2. Mike Munchak	G	7	1987–1993
Robert Brazile	OLB	7	1976–1982
4. Warren Moon	QB	6	1988–1993
Bob Talamini	OL	6	1962–1967
6. Charlie Hennigan	WR	5	1961–1965
7. <b>Jurrell Casey</b>	<b>DT</b>	<b>4</b>	<b>2015–2018</b>
Eddie George	RB	4	1997–2000
Ray Childress	DL	4	1990–1993
Earl Campbell	RB	4	1978–1981
Curley Culp	DT	4	1975–1978

\* Includes AFL All-Stars prior to 1970



## #94 • DL AUSTIN JOHNSON

[CLICK FOR COMPLETE BIO](#)

Defensive lineman **Austin Johnson** (6-4, 314) completed his third NFL season in 2018. He was selected by the Titans with the 43rd overall pick in the second round of the 2016 NFL Draft.

Johnson's 2018 totals included a career-high nine starts, 25 tackles, one sack, five quarterback pressures, one tackle for loss and two passes defended in 16 games.

In 2017, Johnson played in all 16 games with three starts and totaled 32 tackles, one sack, two tackles for loss and two passes defended. He also appeared in both playoff games (one start) and contributed six tackles and one quarterback pressure.

In his rookie campaign, Johnson played in 10 games and totaled 15 tackles, 0.5 sacks, one tackle for loss, one quarterback pressure and one pass defended.

In three seasons at Penn State, Johnson appeared in 38 games and recorded 28 starts, including starts in all 26 games as a sophomore and junior. He totaled 154 tackles, 8.5 sacks, 24 tackles for loss, eight passes defended, one forced fumble and four fumble recoveries, including a 71-yard fumble return for a touchdown.

As a junior in 2015, Johnson started all 13 games and was named Associated Press first-team All-Big Ten honors. He ranked second on the team with 15 tackles for loss and 6.5 sacks. His 78 tackles ranked second among FBS defensive linemen and third on the team. It was the highest tackle total by a Penn State defensive lineman since Jimmy Kennedy's 87 in 2002.

Johnson is a native of Galloway, N.J.

**2018 Highlights:**

- **At Miami (9/9)**, started at nose tackle and registered one tackle.
- **At Jacksonville (9/23)**, notched a pair of tackles.
- **Against Philadelphia (9/30)**, recorded a pair of quarterback pressures.
- **At Buffalo (10/7)**, tied his career high with five tackles, including a tackle for loss.
- **Against Baltimore (10/14)**, registered two tackles and one pass defended.
- **Against the Los Angeles Chargers in London (10/21)**, posted one tackle and one quarterback pressure.
- **At Dallas (11/5)**, tallied two tackles and a sack on Monday Night Football. In the third quarter, he dropped Dak Prescott for a six-yard loss for his first sack of 2018.
- **Against New England (11/11)**, registered three tackles.
- **At Indianapolis (11/18)**, recorded one tackle and one pass defended.
- **At Houston (11/26)**, posted one tackle on Monday Night Football.
- **Against the New York Jets (12/2)**, recorded one tackle.
- **Against Jacksonville (12/6)**, totaled two tackles and one quarterback pressure on Thursday Night Football.
- **At the New York Giants (12/16)**, posted one quarterback pressure and helped limit Saquon Barkley to 31 rushing yards on 14 attempts.
- **Against Washington (12/22)**, registered a pair of tackles.
- **Against Indianapolis (12/30)**, he tallied one tackle on Sunday Night Football.

**Johnson's Career Regular Season Statistics:**

Year	GP	GS	Tackle	Sack	TFL	QBP	Int	PD	FF	FR
2016	10	0	15	0.5	1	1	0	1	0	0
2017	16	3	32	1.0	2	0	0	2	0	0
2018	16	9	25	1.0	1	5	0	2	0	0
<b>Totals</b>	<b>42</b>	<b>12</b>	<b>72</b>	<b>2.5</b>	<b>4</b>	<b>6</b>	<b>0</b>	<b>5</b>	<b>0</b>	<b>0</b>

**Johnson's Career Postseason Statistics:**


Year	GP	GS	Tackle	Sack	TFL	QBP	Int	PD	FF	FR
2017	2	1	6	0.0	0	1	0	0	0	0

**Johnson's Regular Season Single-Game Highs:**

**Tackles** - 5 (Twice, last at Buffalo, 10/7/18)  
**Sacks** - 1 (Twice, last at Dallas, 11/5/18)

**Johnson's Playoff Single-Game Highs:**

**Tackles** - 3 (Twice, last at New England, 1/13/18)



## #90 • DL DAQUAN JONES

[CLICK FOR COMPLETE BIO](#)

Defensive lineman **DaQuan Jones** (6-4, 322) completed his fifth NFL season in 2018. He was selected by the Titans in the fourth round (112th overall) of the 2014 NFL Draft.

In 2018, Jones started all 16 games for the third time in his career. He tallied 39 tackles on the season, which was his second-highest career total, and added 14 quarterback pressures, a career-high four tackles for loss and one pass defended.

Jones was placed on injured reserve on Dec. 4, 2017 due to a bicep injury he suffered the previous day against the Houston Texans. It concluded a season in which he totaled a career-high 3.5 sacks, 36 tackles, one tackle for loss and nine quarterback pressures. The injury put an end to his streak of 45 consecutive starts.

Jones was one of two Titans who started every game from 2015–2016, holding down a spot at defensive end for consecutive seasons. Outside linebacker **Brian Orakpo** was the other member of the team to start every game in that time period.

As a rookie, Jones appeared in seven games with one start. He registered 13 tackles, a sack, three quarterback pressures, two tackles for loss and a forced fumble.

A leader at Penn State during a time of turmoil, Jones started 23 of 46 college games, with all of his starting assignments coming during the last two seasons. Jones finished his career with 92 tackles, adding 4.5 sacks for minus 28 yards, 15.5 stops for losses totaling 55 yards, two fumble recoveries and a pass deflection.

As a senior in 2013, he started all 12 games at defensive tackle, finishing fifth on the team with a career-high 56 tackles (33 solos). His tackle total was the most for any interior defensive lineman in the Big Ten during the 2013 campaign. Jones was named first-team All-Big Ten by the league's coaches and second-team All-Conference by the media. He was named Penn State's Outstanding Senior Player and the recipient of the team's Reid-Robinson Award.

Jones is a native of Johnson City, N.Y.

**2018 Highlights:**

- **At Miami (9/9)**, registered two tackles and one quarterback pressure.
- **Against Houston (9/16)**, posted two tackles and two quarterback pressures.
- **At Jacksonville (9/23)**, posted one tackle.
- **Against Philadelphia (9/30)**, totaled two tackles and three quarterback pressures.
- **At Buffalo (10/7)**, tied his career high with seven tackles, including two tackles for loss. He logged his 50th career start.
- **Against Baltimore (10/14)**, posted three tackles, one quarterback pressure, one tackle for loss and one pass defended.
- **Against the Los Angeles Chargers in London (10/21)**, logged three tackles, one quarterback pressure and one tackle for loss.
- **At Dallas (11/5)**, posted one tackle and one quarterback pressure on Monday Night Football.
- **Against New England (11/11)**, registered two tackles.
- **At Houston (11/26)**, totaled three tackles and one quarterback pressure on Monday Night Football.
- **Against the New York Jets (12/2)**, contributed three tackles.
- **Against Jacksonville (12/6)**, posted three tackles and two quarterback pressures on Thursday Night Football.
- **At the New York Giants (12/16)**, tallied two tackles and one quarterback pressure. He helped limit Saquon Barkley to 31 rushing yards on 14 attempts.
- **Against Washington (12/22)**, totaled three tackles.
- **Against Indianapolis (12/30)**, posted two tackles and one quarterback pressure.

**Jones' Career Regular Season Statistics:**

Year	GP	GS	Tackle	Sack	TFL	QBP	Int	PD	FF	FR
2014	7	1	13	1.0	2	3	0	0	1	0
2015	16	16	67	0.0	2	15	0	0	0	1
2016	16	16	29	1.5	1	8	0	0	0	1
2017	12	12	36	3.5	1	9	0	0	0	0
2018	16	16	39	0.0	4	14	0	1	0	0
<b>Totals</b>	<b>67</b>	<b>61</b>	<b>184</b>	<b>6.0</b>	<b>10</b>	<b>49</b>	<b>0</b>	<b>1</b>	<b>1</b>	<b>2</b>





#### Jones' Regular Season Single-Game Highs:

**Tackles** - 7 (Three times, last at Buffalo, 10/7/18)

**Sacks** - 2 at Indianapolis (11/26/17)

**Quarterback Pressures** - 3 (Twice, last vs. Philadelphia, 9/30/18)

**Forced Fumble** - 1 vs. Indianapolis (12/28/14)

**Fumble Recovery** - 1 (Twice, last vs. Houston, 1/1/17)

## #96 • DL BENNIE LOGAN

[CLICK FOR COMPLETE BIO](#)

Defensive lineman **Bennie Logan** (6-2, 315) completed his sixth NFL season and his first campaign with the Titans in 2018. He was signed as an unrestricted free agent on April 9, 2018.

Logan posted 16 tackles and five quarterback pressures in 15 games in 2018.

Prior to his arrival in Tennessee, Logan played his first four NFL seasons with the Philadelphia Eagles and then spent one season with the Kansas City Chiefs. His career totals prior to arriving in Tennessee included 256 tackles, seven sacks, 36 tackles for loss and 17 quarterback pressures in 74 games (63 starts).

In 2017, Logan's only season in Kansas City, he saw action in 15 games with 12 starts and recorded 52 tackles, 1.5 sacks, nine stops for loss, three quarterback pressures and a pass defended. He also started in the Wild Card round and posted a tackle.

In 2016, his final season with the Eagles, he posted 33 tackles, including a career-best 2.5 sacks.

The Coushatta, La., native was originally selected by the Philadelphia Eagles in the third round (67th overall) of the 2013 NFL Draft.

During a three-year career at Louisiana State, he appeared in 30 games with 25 starts and totaled 107 tackles, 12.5 tackles for loss and five sacks.

#### 2018 Highlights:

- **At Miami (9/9)**, registered one tackle in his Titans debut.
- **Against Houston (9/16)**, recorded one tackle.
- **Against Philadelphia (9/30)**, registered two tackles and one quarterback pressure.
- **Against Baltimore (10/14)**, he was inactive with an elbow injury.
- **Against the Los Angeles Chargers in London (10/21)**, posted two tackles.
- **At Dallas (11/5)**, posted one tackle and one quarterback pressure on Monday Night Football.
- **Against New England (11/11)**, recorded one tackle.
- **At Houston (11/26)**, recorded two tackles and one quarterback pressure on Monday Night Football.
- **Against Jacksonville (12/6)**, registered two tackles on Thursday Night Football.
- **At the New York Giants (12/16)**, helped limit Saquon Barkley to 31 rushing yards on 14 attempts.
- **Against Washington (12/22)**, recorded one quarterback pressure.
- **Against Indianapolis (12/30)**, posted one tackle on Sunday Night Football.



#### Logan's Career Regular Season Statistics:

Year	Team	GP	GS	Tackle	Sack	TFL	QBP	Int	PD	FF	FR
2013	Phi	16	8	43	2.0	5	5	0	1	0	1
2014	Phi	16	16	61	0.0	8	1	0	1	1	0
2015	Phi	14	14	67	1.0	9	2	0	0	0	0
2016	Phi	13	13	33	2.5	5	6	0	0	2	1
2017	KC	15	12	52	1.5	9	3	0	1	0	0
2018	Ten	15	0	16	0.0	0	5	0	0	0	0
<b>Totals</b>		<b>89</b>	<b>63</b>	<b>272</b>	<b>7.0</b>	<b>36</b>	<b>22</b>	<b>0</b>	<b>3</b>	<b>3</b>	<b>2</b>

#### Logan's Career Postseason Statistics:

Year	Team	GP	GS	Tackle	Sack	TFL	QBP	Int	PD	FF	FR
2013	Phi	1	0	5	0.0	0	0	0	0	0	0
2017	KC	1	1	1	0.0	0	0	0	0	0	0
<b>Totals</b>		<b>2</b>	<b>1</b>	<b>6</b>	<b>0.0</b>	<b>0</b>	<b>0</b>	<b>0</b>	<b>0</b>	<b>0</b>	<b>0</b>

#### Logan's Regular Season Single-Game Highs:

**Tackles** - 8 (Three times, last vs. Washington 9/21/14)

**Sacks** - 1.0 (Six times, last vs. Philadelphia 9/17/17)

**Tackles for Loss** - 2 (Five times, last at New York Jets 12/3/17)

**Forced Fumble** - 1 (Three times, last at Cincinnati 12/4/16)

**Fumble Recovery** - 1 (Twice, last at Cincinnati 12/4/16)

#### Logan's Postseason Single-Game Highs:

**Tackles** - 5 vs. New Orleans (1/4/14)

## MORE TITANS DEFENSIVE LINEMEN

### 92 - MATT DICKERSON (6-5, 292, Rookie, UCLA)

➤ **Matt Dickerson** was signed by the Titans as an undrafted free agent on May 11, 2018.

➤ As a rookie, he totaled three tackles in three games.

➤ Dickerson appeared in 44 games with 16 starts over four seasons at UCLA. He totaled 97 tackles, seven tackles for loss, four passes defended and 1.5 sacks as a Bruin.

➤ As a senior in 2017, he started seven games before missing the remainder of the season due to injury. Prior to the injury he recorded 21 tackles and a tackle for loss.

➤ As a junior in 2016, he appeared in 12 contests with eight starts along the defensive line and totaled 37 tackles and 1.5 tackles for loss.

➤ Dickerson is a native of San Mateo, Calif.

#### 2018 Highlights:

➤ **At Jacksonville (9/23)**, made his NFL debut as a reserve.

➤ **Against Baltimore (10/14)**, recorded his first NFL tackle.

➤ **Against Indianapolis (12/30)**, posted two tackles on Sunday Night Football.

### 97 - DARIUS KILGO (6-3, 320, 3rd Year, Maryland)

➤ **Darius Kilgo** was signed by the Titans to their practice squad on Sept. 18, 2018 and promoted to the 53-man roster on Sept. 28, 2018.

➤ In 2018, he recorded five tackles, four quarterback pressures and one tackle for loss in 11 contests.

➤ Kilgo was originally drafted by the Denver Broncos in the sixth round (203rd overall) of the 2015 NFL Draft. In addition to the Broncos, he has spent time with the New England Patriots, Jacksonville Jaguars and Houston Texans. His career totals prior to his time in Tennessee included 18 games, 11 tackles, one quarterback pressure and one pass defended.

➤ In 2017, he spent the entire season as a member of the Jaguars practice squad.

➤ He played in nine games as a rookie with the Broncos in 2015 and nine games with the Broncos in 2016.

➤ A native of Matthews, N.C., Kilgo appeared in 43 games with 36 starts at the University of Maryland. He totaled 123 tackles and 5.5 sacks during his collegiate career and was named honorable mention All-Big Ten as a senior.

#### 2018 Highlights:

➤ **Against New England (11/11)**, set a career high with two quarterback pressures.





## INSIDE LINEBACKERS

No.	Name	Ht	Wt	Exp	College
53	Bates, Daren	5-11	225	6	Auburn
55	Brown, Jayon	6-0	226	2	UCLA
51	Compton, Will	6-1	235	5	Nebraska
54	Evans, Rashaan	6-2	232	R	Alabama
57	Harris, Nigel	6-2	225	2	South Florida
50	Palmer, Nate (IR)	6-2	248	6	Illinois State
59	Woodyard, Wesley	6-0	233	11	Kentucky

### #55 • ILB JAYON BROWN

[CLICK FOR COMPLETE BIO](#)

Linebacker **Jayon Brown** (6-0, 226) completed his second NFL season in 2018. He was selected by the Titans in the fifth round (155th overall) of the 2017 NFL Draft.

Brown played in all 16 games with nine starts in 2018. He finished second on the defense with 107 tackles and six sacks, and his 18 quarterback pressures tied for the second-highest total on the team.

He added six tackles for loss, seven passes defended, two forced fumbles and one fumble recovery. He was one of only six NFL linebackers with at least six sacks, one interception, one forced fumble and one fumble recovery during the season.

As a rookie, Brown appeared in all 16 regular season games and both postseason games as the team's nickel linebacker. He registered 67 tackles, which tied for the 10th-highest total by a "Titans era" rookie (1999–present) and ranked fifth among the team's rookie linebackers in that span. His statistics also included 1.5 sacks, two tackles for loss, six quarterback pressures, four passes defended and one fumble recovery. He added five tackles in the playoffs.

In four seasons at UCLA (2013-16), Brown appeared in 49 games with 21 starts and totaled 220 tackles, three sacks, nine tackles for loss, three interceptions, 15 passes defended, one forced fumble and four fumble recoveries. He started 21 games over his final two seasons and totaled nine games with double-digit tackles.

As a senior in 2016, he earned first-team All-Pac-12 honors after leading the Bruins with 119 tackles, which tied for 16th on the all-time school single-season list. He added 2.5 sacks, seven tackles for loss, three interceptions, 23 passes defended and two fumble recoveries.

Brown is a native of Long Beach, Calif.

#### 2018 Highlights:

- **At Miami (9/9)**, registered six tackles.
- **Against Houston (9/16)**, tallied four tackles and two quarterback pressures.
- **At Jacksonville (9/23)**, notched six tackles, including a tackle for loss, and added a stop on special teams.
- **Against Philadelphia (9/30)**, recorded his first career start and led the team with a career-high 11 tackles. He added one sack, one tackle for loss, four quarterback pressures and one pass defended. In the fourth quarter, he recorded his first sack of 2018, taking down Carson Wentz for a 10-yard loss.
- **At Buffalo (10/7)**, led the defense and tied his career high with 11 tackles. He also totaled one sack, two tackles for loss and two quarterback pressures. For the second consecutive week, he recorded a sack, this time dropping quarterback Josh Allen for a three-yard loss in the third quarter.
- **Against Baltimore (10/14)**, totaled eight tackles and two quarterback pressures.
- **Against the Los Angeles Chargers in London (10/21)**, led the defense with eight tackles, including a sack. He also registered a quarterback pressure and a tackle for loss. In the third quarter, he sacked Philip Rivers for a one-yard loss.
- **At Dallas (11/5)**, totaled four tackles, one sack, one quarterback pres-



sure and one forced fumble on Monday Night Football. In the third quarter, he dropped quarterback Dak Prescott for a six-yard sack and knocked the ball loose before it was recovered by fellow linebacker Wesley Woodyard. It was Brown's fourth sack of 2018 and his first career forced fumble.

➤ **Against New England (11/11)**, posted four tackles, a half sack and a quarterback pressure. In the third quarter, he split a five-yard sack of Tom Brady with Wesley Woodyard.

➤ **At Indianapolis (11/18)**, recorded seven tackles and one pass defended.

➤ **At Houston (11/26)**, recorded six tackles, a half sack, one quarterback pressure and one tackle for loss on Monday Night Football. In the first quarter, he and outside linebacker Derrick Morgan split an 11-yard sack of Deshaun Watson.

➤ **Against the New York Jets (12/2)**, totaled five tackles, one sack, one quarterback pressure and one pass defended. In the third quarter, he sacked Josh McCown for a one-yard loss.

➤ **Against Jacksonville (12/6)**, tallied six tackles, three quarterback pressures and one pass defended on Thursday Night Football.

➤ **At the New York Giants (12/16)**, contributed three tackles and one pass defended and helped limit Saquon Barkley to 31 rushing yards on 14 carries.

➤ **Against Washington (12/22)**, registered nine tackles.

➤ **Against Indianapolis (12/30)**, totaled nine tackles, an interception for a touchdown, two passes defended, a forced fumble and a fumble recovery on Sunday Night Football. In the second quarter, with the Colts backed up at their own six-yard line, he recorded his first career interception by picking off an Andrew Luck pass that was intended for running back Nyheim Hines and navigating 22 yards for his first career touchdown. Two drives later, he recorded another takeaway by stripping the ball from running back Marlon Mack and then recovering it with a seven-yard return. He notched his second forced fumble of 2018 (second career) and first fumble recovery of 2018 (second career). Brown became the third NFL player in 2018 to record an interception for a touchdown, a forced fumble and a fumble recovery in the same game, joining Seattle's Bobby Wagner (Dec. 2 vs. San Francisco) and Chicago's Khalil Mack (Sept. 9 at Green Bay). Brown became the first Titans player to accomplish the feat since at least 1993.

#### Brown's Career Regular Season Statistics:

Year	GP	GS	Tackle	Sack	TFL	QBP	Int	PD	FF	FR
2017	16	0	67	1.5	2	6	0	4	0	1
2018	16	9	107	6.0	6	18	0	7	2	1
<b>Totals</b>	<b>31</b>	<b>9</b>	<b>174</b>	<b>7.5</b>	<b>8</b>	<b>24</b>	<b>0</b>	<b>11</b>	<b>2</b>	<b>2</b>

#### Brown's Career Postseason Statistics:

Year	GP	GS	Tackle	Sack	TFL	QBP	Int	PD	FF	FR
2017	2	0	5	0.0	0	0	0	1	0	0

#### Brown's NFL Regular Season Single-Game Highs:

**Tackles** - 11 (Twice, last at Buffalo, 10/7/18)  
**Sacks** - 1 (Six times, last vs. New York Jets, 12/2/18)  
**Interceptions** - 1 vs. Indianapolis (12/30/18)  
**Pass Defended** - 2 (Twice, last vs. Indianapolis, 12/30/18)  
**Forced Fumbles** - 1 (Twice, last vs. Indianapolis, 12/30/18)  
**Fumble Recoveries** - 1 (Twice, last vs. Indianapolis, 12/30/18)

#### Brown's NFL Playoff Single-Game Highs:

**Tackles** - 3 at Kansas City (1/6/18)



## BROWN IN ELITE GROUP IN 2018

**Jayon Brown** emerged in 2018 as one of the top playmakers on the Titans defense. He was one of only six NFL linebackers during the season to accumulate at least six sacks, one interception, one forced fumble and one opponent fumble recovery, joining Denver's **Von Miller**, Chicago's **Khalil Mack**, Kansas City's **Justin Houston**, Indianapolis' **Darius Leonard** and Buffalo's **Lorenzo Alexander**.

**NFL linebackers in 2018 with at least six sacks, one interception, one forced fumble and one opponent fumble recovery:**

Player	Team	Sacks	Int	Forced Fum	Opp Fum Rec
Von Miller	Denver Broncos	14.5	1	4	3
Khalil Mack	Chicago Bears	12.5	1	6	2
Justin Houston	Kansas City Chiefs	9.0	1	5	3
Darius Leonard	Indianapolis Colts	7.0	2	4	2
Lorenzo Alexander	Buffalo Bills	6.5	2	2	1
<b>Jayon Brown</b>	<b>Tennessee Titans</b>	<b>6.0</b>	<b>1</b>	<b>2</b>	<b>1</b>

## SACKS AMONG YOUNG NFL LINEBACKERS

Inside linebacker **Jayon Brown** was one of the Titans' top pass rushers in 2018, his second NFL season. He finished second on the team with six sacks and also tied for second place on the defense with 18 quarterback pressures.

Brown was one of the NFL's top pass rushers among young linebackers. Counting both inside and outside linebackers in their rookie, first or second seasons, only three players ranked ahead of Brown in sacks—Pittsburgh Steelers 3-4 outside linebacker **T.J. Watt** (13.0), Denver Broncos 3-4 outside linebacker **Bradley Chubb** (12.0) and Indianapolis Colts 4-3 outside linebacker **Darius Leonard** (7.0). Brown tied with Detroit Lions 4-3 middle linebacker **Jarrad Davis** (6.0).

**Most sacks in 2018 among rookie, first- or second-year linebackers:**

Player	Team	Position	Year	Sacks
1. T.J. Watt	Pittsburgh Steelers	OLB	2	13.0
2. Bradley Chubb	Denver Broncos	OLB	R	12.0
3. Darius Leonard	Indianapolis Colts	OLB	R	7.0
4. <b>Jayon Brown</b>	<b>Tennessee Titans</b>	<b>ILB</b>	<b>2</b>	<b>6.0</b>
Jarrad Davis	Detroit Lions	MLB	2	6.0
6. Roquan Smith	Chicago Bears	ILB	R	5.0
7. <b>Harold Landry</b>	<b>Tennessee Titans</b>	<b>OLB</b>	<b>R</b>	<b>4.5</b>
Genard Avery	Cleveland Browns	OLB	R	4.5
9. Lorenzo Carter	New York Giants	OLB	R	4.0
Haason Reddick	Arizona Cardinals	OLB	2	4.0

## #51 • ILB WILL COMPTON

[CLICK FOR COMPLETE BIO](#)

Linebacker **Will Compton** (6-1, 235) completed his fifth NFL season and his first season with the Titans in 2018. He was signed as an unrestricted free agent on April 6, 2018.

Compton led the Titans and posted the second-highest total of his career with 11 special teams tackles in 2018, and he also finished with 11 tackles and one pass defended. He played in 12 total games with two starts at inside linebacker.


Compton entered the NFL as a rookie free agent with the Washington Redskins in 2013 and remained there through 2017. His career totals in Washington included 302 tackles, one sack, three interceptions, 15 passes defended, one forced fumble, three fumble recoveries and 30 special teams stops in 57 games. He also totaled 33 starts.

In 2017, Compton was limited to nine games and three starts due to injury. He registered 17 tackles and one interceptions.

In 2015, Compton posted a career-best 122 tackles, a sack, an interception, six passes defended and a fumble recovery.

As a rookie, he was waived by the Redskins on Aug. 31, 2013 and signed to the team's practice squad a day later. He was elevated to the 53-man roster on Dec. 24, 2013 and remained there through 2017.

During his career at the University of Nebraska, Compton appeared in 50 games with 37 starts at linebacker and finished his career with 247 tack-



les, ranking 12th all-time for the Cornhuskers. He was a two-time All-Big Ten selection who posted four fumble recoveries, one interception returned for a touchdown, five sacks and 14.5 tackles for a loss during his career.

### 2018 Highlights:

- **At Miami (9/9)**, started and posted four tackles in his Titans debut.
- **Against Houston (9/16)**, registered two tackles.
- **At Jacksonville (9/23)**, recorded a special teams tackle.
- **Against Philadelphia (9/30)**, posted two tackles and one pass defended and led the team with a pair of stops on special teams.
- **At Buffalo (10/7)**, registered two tackles on defense and one stop on special teams.
- **Against Baltimore (10/14)**, against the Los Angeles Chargers (10/21) and at Dallas (11/5), he was inactive with a hamstring injury.
- **Against New England (11/11)**, returned from injury to collect one special teams tackle.
- **At Houston (11/26)**, recorded a tackle and forced fumble (recovered by the Texans) on special teams.
- **Against Jacksonville (12/6)**, posted one tackle.
- **At the New York Giants (12/16)**, led the team with four special teams tackles.
- **Against the Indianapolis Colts (12/30)**, posted one special teams tackle on Sunday Night Football to finish the season with a team-high 11 stops on special teams.

### Compton's Career Regular Season Statistics:

Year	Team	GP	GS	Tackle	Sack	TFL	QBP	Int	PD	FF	FR
2013	Was	1	0	0	0.0	NA	NA	0	0	0	0
2014	Was	16	5	59	0.0	NA	NA	0	1	0	0
2015	Was	16	10	122	1.0	NA	NA	1	6	0	1
2016	Was	15	15	104	0.0	NA	NA	1	5	1	2
2017	Was	9	3	17	0.0	NA	NA	1	3	0	0
2018	Ten	12	2	11	0.0	0	0	0	1	0	0
<b>Totals</b>		<b>69</b>	<b>35</b>	<b>313</b>	<b>1.0</b>	<b>NA</b>	<b>NA</b>	<b>3</b>	<b>16</b>	<b>1</b>	<b>3</b>

### Compton's Career Postseason Statistics:

Year	Team	GP	GS	Tackle	Sack	TFL	QBP	Int	PD	FF	FR
2015	Was	1	1	12	0.0	0	0	0	0	0	0
<b>Totals</b>		<b>1</b>	<b>1</b>	<b>12</b>	<b>0.0</b>	<b>0</b>	<b>0</b>	<b>0</b>	<b>0</b>	<b>0</b>	<b>0</b>

### Compton's Regular Season Single-Game Highs:

**Tackles** - 15 vs. Philadelphia (12/20/14)

**Sacks** - 1 at Philadelphia (12/26/15)

**Interceptions** - 1 (Three times, last at Seattle 11/5/17)

**Forced Fumbles** - 1 vs. Cleveland (10/2/16)

**Fumble Recovery** - 1 (Three times, last vs. Green Bay 11/20/16)

**Passes Defended** - 3 at Seattle (11/5/17)

### Compton's Postseason Single-Game Highs:

**Tackles** - 12 vs. Green Bay (1/10/16)

## #54 • ILB RASHAAN EVANS

[CLICK FOR COMPLETE BIO](#)

Linebacker **Rashaan Evans** (6-2, 232) was selected by the Titans with the 22nd pick in the first round of the 2018 NFL Draft. The Titans traded up from the 25th spot in order to take the former Alabama standout.

In his first NFL season, Evans overcame an injury that kept him out of the preseason. He played in 15 games during the regular season with seven starts at inside linebacker and totaled 63 tackles, six quarterback pressures, two tackles for loss and three passes defended.

In four seasons with the Crimson Tide (2014–2017), Evans appeared in 53 games with 14 starts and totaled 152 tackles, 15.0 sacks, 23.5 tackles for loss, five passes defended, 19 quarterback hurries, two forced fumbles and two fumble recoveries. During his four years there, he appeared in three CFP National Championship contests with two victories.

As a senior in 2017, Evans started 12 games and tied for the team lead with 74 tackles. He led the Crimson Tide with 13 tackles for loss despite missing a pair of games due to injury and also posted seven quarterback hurries, six sacks, three passes defended, one forced fumble and one fumble recovery.

Following his senior campaign, he was named a first-team All-Ameri-





can by the AFCA, earned first-team All-SEC honors from Associated Press and second-team All-SEC honors from the conference coaches.

Evans is a native of Auburn, Ala.

#### 2018 Highlights:

- **At Miami (9/9)**, he was inactive with a hamstring injury.
- **Against Houston (9/16)**, made his NFL debut on special teams.
- **At Jacksonville (9/23)**, played on defense for the first time in his career. He started at inside linebacker and registered one tackle.
- **Against Philadelphia (9/30)**, tallied four tackles, one quarterback pressure and one pass defended.
- **At Buffalo (10/7)**, started and posted six tackles.
- **Against Baltimore (10/14)**, led the defense with nine tackles, including a tackle for loss.
- **Against the Los Angeles Chargers in London (10/21)**, posted two tackles.
- **At Dallas (11/5)**, started and registered four tackles.
- **Against New England (11/11)**, tallied two tackles, two quarterback pressures and one pass defended.
- **At Indianapolis (11/18)**, recorded one tackle.
- **At Houston (11/26)**, posted seven tackles and one quarterback pressure on Monday Night Football.
- **Against the New York Jets (12/2)**, led the defense with eight tackles.
- **Against Jacksonville (12/6)**, registered five tackles and a quarterback pressure on Thursday Night Football. In the second quarter, on fourth-and-goal at the one-yard line, he stopped running back Leonard Fournette on a carry for no gain. On the ensuing play, Derrick Henry scored for the Titans on a 99-yard run.
- **At the New York Giants (12/16)**, totaled five tackles, one quarterback pressure and one tackle for loss. He helped limit Saquon Barkley to 31 rushing yards on 14 attempts.
- **Against Washington (12/22)**, posted six tackles.
- **Against Indianapolis (12/30)**, tallied three tackles and one pass defended on Sunday Night Football.

#### Evans' 2018/Career Statistics:

Year	GP	GS	Tackle	Sack	TFL	QBP	Int	PD	FF	FR
2018	15	7	63	0.0	2	6	0	3	0	0

#### Evans' Regular Season Single-Game Highs:

**Tackles** - 9 vs. Baltimore (10/14/18)

#### Evans' College Defensive Statistics:

Year	Team	GP	GS	Tackle	Sack	TFL	Int	PD	FF	FR
2014	Ala	13	0	15	1.0	2.0	0	0	0	0
2015	Ala	14	0	10	4.0	4.0	0	0	0	0
2016	Ala	14	2	53	4.0	4.5	0	2	1	1
2017	Ala	12	12	152	6.0	13.0	0	3	1	1
<b>Totals</b>		<b>53</b>	<b>14</b>	<b>152</b>	<b>15.0</b>	<b>23.5</b>	<b>0</b>	<b>5</b>	<b>2</b>	<b>2</b>

## #59 • ILB WESLEY WOODYARD

[CLICK FOR COMPLETE BIO](#)



Linebacker **Wesley Woodyard** (6-0, 233) completed his 11th NFL season and his fifth campaign with the Titans in 2018. He was signed as an unrestricted free agent on March 14, 2014.

Woodyard was named a team captain by his teammates in 2018 for the fifth time as a member of the Titans and for the 11th time in his career. He led the team with 124 tackles in 14 games (14 starts), posting the third-best tackle total of his career, and he tied for third on the squad with 4.5 sacks. He added 12 quarterback pressures, seven tackles for loss, two passes defended and one fumble recovery.

In 2017, he enjoyed one of the best seasons of his career. He set career highs with 172 tackles, 17 tackles for loss, 15 quarterback pressures and two fumble recoveries and also had five sacks, which fell a half-sack short of his career benchmark (5.5 in 2012). In addition to setting a career high, Woodyard's 2017 tackle tally was one of the best marks by a defender in the franchise's "Titans era" (1999–present). In that time, his 172 tackles rank second to linebacker **Keith Bulluck's** 180 tackles in 2002.

In 2015, he recorded 12 starts, finished second on the team with 110 tackles and ranked third on the squad with five sacks. He added nine quarterback pressures, seven tackles for loss, three passes defended, a forced fumble, a fumble recovery and six special teams tackles.

In 2014, Woodyard's totals in his first season with the Titans included 16 starts and a career-high 134 tackles, which led the team.

Woodyard joined the Titans after spending the first six years of his career with the Denver Broncos. He appeared in 87 regular-season games with 40 starts. For his Broncos career, he totaled 396 tackles, eight sacks, five interceptions, six forced fumbles and one fumble recovery.

As the middle linebacker from 2012-13, Woodyard started 24 total games and registered 197 tackles, seven sacks, four interceptions and three forced fumbles.

In 2012, Woodyard led the Broncos with a career-high 114 tackles. He ranked second on the squad in both 2013 (83) and 2011 (87).

Also in 2012, he was the only NFL player to record at least 100 tackles, five sacks and three interceptions. He was only the 12th NFL player to accomplish the feat over a 30-year span.

The LaGrange, Ga., native entered the NFL as an undrafted free agent out of the University of Kentucky. He earned first-team All-SEC honors during each of his final two seasons with the Wildcats.

#### 2018 Highlights:

- **At Miami (9/9)**, led the team with 12 tackles, including a tackle for loss, and added a stop on special teams.
- **Against Houston (9/16)**, led the team with 10 tackles and added a quarterback pressure and one stop on special teams.
- **At Jacksonville (9/23)**, led the team with 13 tackles and added one sack, one quarterback pressure, two tackles for loss and one pass defended. In the first quarter, he notched his first sack of the season, dropping Blake Bortles for a four-yard loss.
- **Against Philadelphia (9/30)**, left the game early in the first quarter with a shoulder injury.
- **At Buffalo (10/7)**, he was inactive with a shoulder injury, ending a streak of 77 consecutive games played. It was the fifth-longest active streak of its kind among NFL linebackers. He missed his first game since Oct. 20, 2013, during his final season with the Denver Broncos. He had appeared in every contest since joining the Titans as an unrestricted free agent in 2014.
- **Against Baltimore (10/14)**, he was inactive with a shoulder injury.
- **Against the Los Angeles Chargers in London (10/21)**, recorded five tackles and one quarterback pressure.
- **At Dallas (11/5)**, led the team with 10 tackles and added one sack, one quarterback pressure, one tackle for loss and one fumble recovery on Monday Night Football. In the third quarter, he recorded his first fumble recovery of the season, grabbing the ball after it was lost by quarterback Dak Prescott. Then in the fourth quarter, he took down Prescott for no gain to record his second sack of 2018. Woodyard recorded his 100th NFL start, including 60 starts since joining the Titans in 2014.
- **Against New England (11/11)**, led the defense with 12 tackles, 1.5 sacks and five quarterback pressures and added a tackle for loss. His 1.5 sacks matched his career high. In the first quarter, he recorded an 11-yard sack, taking down Patriots quarterback Tom Brady on third down. He then split a five-yard sack with Jayon Brown in the third quarter. He was named





## 2017 & 2018 TITANS TACKLE LEADERS

Linebacker **Wesley Woodyard** finished first among Titans defenders with 124 tackles in 2018. It was the fourth time in five seasons in Tennessee he hit the 100-tackle mark.

**Titans tackle leaders in 2018 (by total tackles):**

Player	Pos	Total	Solo	Assist
1. <b>Wesley Woodyard</b>	ILB	<b>124</b>	<b>85</b>	<b>39</b>
2. Jayon Brown	ILB	107	76	31
3. Kevin Byard	S	96	64	32
4. Logan Ryan	CB	85	54	31
5. Jurrell Casey	DT	72	46	26
6. Kenny Vaccaro	S	70	45	25
7. Adoree' Jackson	CB	69	62	7
8. Rashaan Evans	ILB	63	42	21
9. Malcolm Butler	CB	56	49	7
10. Harold Landry III	OLB	46	26	20

In 2017, Woodyard finished first among Titans defenders with a career-high 172 tackles.

**Titans tackle leaders in 2017 (by total tackles):**

Player	Pos	Total	Solo	Assist
1. <b>Wesley Woodyard</b>	ILB	<b>172</b>	<b>104</b>	<b>68</b>
2. Avery Williamson	ILB	125	70	55
3. Kevin Byard	S	87	64	23
4. Logan Ryan	CB	73	54	19
5. Jurrell Casey	DT	72	60	12
6. Adoree' Jackson	CB	67	58	9
7. Jayon Brown	ILB	67	42	25
8. Johnathan Cyprien	S	65	46	19
9. Brian Orakpo	OLB	60	39	21
10. Erik Walden	OLB	44	29	15

## SINGLE-SEASON TACKLE LEADERS SINCE '99

Inside linebacker **Wesley Woodyard's** 2017 campaign was one of the best of his 10-year NFL career and one of the finest by any player in a Tennessee Titans uniform. His regular season totals included 172 tackles (104 solo, 68 assists), five sacks, 17 tackles for loss, 15 quarterback pressures and two fumble recoveries—all career highs except for sacks, which fell a half-sack short of his career benchmark (5.5 in 2012).

In addition to a career high, Woodyard's tackle tally was one of the best marks by a defender in the franchise's "Titans era" (1999–present). In that time, his 172 tackles rank second to linebacker **Keith Bulluck's** 180 tackles in 2002.

The published tackle statistics are taken from the Titans coaches' film review and can differ from "press box statistics."

**Most tackles in a season by a Titans player, 1999-2017 (tackle statistics from coaches' film review):**

Player	Season	Total Tackles
1. Keith Bulluck	2002	180
2. <b>Wesley Woodyard</b>	<b>2017</b>	<b>172</b>
3. Keith Bulluck	2004	171
Keith Bulluck	2003	171
5. Stephen Tulloch	2010	169
Randall Godfrey	2000	169
7. Keith Bulluck	2006	161
8. Michael Griffin	2010	153
9. Keith Bulluck	2005	150
10. Avery Williamson	2016	149

AFC Defensive Player of the Week for his performance.

- **At Indianapolis (11/18)**, led the team with 10 tackles.
- **At Houston (11/19)**, tallied eight tackles on Monday Night Football.
- **Against the New York Jets (12/2)**, contributed seven tackles.
- **Against Jacksonville (12/6)**, registered eight tackles and one quarterback pressure on Thursday Night Football.
- **At the New York Giants (12/16)**, totaled five tackles and one pass defended. He reached the 100-tackle mark for the fifth season in his career and also reached the 1,000-tackle mark for his career.
- **Against Washington (12/22)**, credited with 10 tackles, one sack, two quarterback pressures and one tackle for loss. In the second quarter, he sacked Josh Johnson for a 12-yard loss.
- **Against Indianapolis (12/30)**, led the team with 14 tackles, including a tackle for loss.

### Woodyard's Career Regular Season Statistics:

Year	Team	GP	GS	Tackle	Sack	TFL	QBP	Int	PD	FF	FR
2008	Den	16	6	54	0.0	NA	NA	0	1	1	0
2009	Den	16	0	35	0.0	NA	NA	1	2	1	0
2010	Den	11	3	23	1.0	NA	NA	0	0	0	0
2011	Den	15	7	87	0.0	NA	NA	0	2	2	0
2012	Den	15	14	114	5.5	NA	NA	3	6	1	1
2013	Den	14	10	83	1.5	NA	NA	1	4	1	0
2014	Ten	16	16	134	2.5	8	9	2	4	0	0
2015	Ten	16	12	110	5.0	7	9	0	3	1	1
2016	Ten	16	10	88	2.0	7	8	1	6	0	0
2017	Ten	16	16	172	5.0	17	15	0	5	0	2
2018	Ten	14	14	124	4.5	7	12	0	2	0	1
<b>Totals</b>		<b>165</b>	<b>108</b>	<b>1,024</b>	<b>27.0</b>	<b>NA</b>	<b>NA</b>	<b>8</b>	<b>35</b>	<b>7</b>	<b>5</b>

### Woodyard's Career Postseason Statistics:

Year	Team	GP	GS	Tackle	Sack	TFL	QBP	Int	PD	FF	FR
2011	Den	2	0	0	0.0	NA	NA	0	0	0	0
2012	Den	1	1	7	0.0	NA	NA	0	0	0	0
2013	Den	3	0	7	0.0	NA	NA	0	0	0	0
2017	Ten	2	2	10	0.0	1	1	0	0	0	0
<b>Totals</b>		<b>8</b>	<b>3</b>	<b>24</b>	<b>0.0</b>	<b>NA</b>	<b>NA</b>	<b>0</b>	<b>0</b>	<b>0</b>	<b>0</b>

### Woodyard's Regular Season Single-Game Highs:

- Tackles** - 20 vs. Baltimore (11/5/17)
- Sacks** - 1.5 (Twice, last vs. New England, 11/11/18)
- Interceptions** - 1 (Eight times, last at Chicago, 11/27/16)
- Forced Fumble** - 1 (Seven times, last at Cleveland, 9/20/15)
- Fumble Recovery** - 1 (Four times, last vs. L.A. Rams, 12/24/17)
- Passes Defensed** - 3 at Chicago (11/27/16)

### Woodyard's Playoff Single-Game Highs:

- Tackles** - 8 at Kansas City (1/6/18)
- Sacks** - 0.5 at Kansas City (1/6/18)

## 20 TACKLES IN A GAME

Against the Baltimore Ravens on Nov. 5, 2017, **Wesley Woodyard** was credited with 20 tackles, as determined by the defensive coaching staff's film review\*. He had 13 solo stops and seven assists.

In the "Titans era" (since 1999), Woodyard became the team's first player to record 20 tackles in a game. Previously, former linebackers **Brad Kassell** (Jan. 2, 2005 vs. Detroit) and **Keith Bulluck** (Sept. 28, 2003 at Pittsburgh) shared the distinction of having the most tackles in a single game during the Titans era with 19 each.

Prior to Woodyard's performance in 2017, the last Titans player to have as many as 16 tackles in a game was **Avery Williamson** against the Carolina Panthers on Nov. 15, 2015. At the time, Williamson was only the ninth player to record 16 tackles in a game, and he was the first to accomplish the feat since **Michael Griffin** had 18 total stops at San Diego on Sept. 16, 2012.

**Most total tackles in a game by a Titans defender, 1999–present (all totals from coaches' film review):**

Player	Date	Opponent	Total Tackles*
1. <b>Wesley Woodyard</b>	<b>Nov. 5, 2017</b>	<b>Baltimore</b>	<b>20</b>
2. Brad Kassell	Jan. 2, 2005	Detroit	19
Keith Bulluck	Sept. 28, 2003	at Pittsburgh	19
4. Michael Griffin	Sept. 16, 2012	at San Diego	18
Jordan Babineaux	Oct. 23, 2011	Houston	18
6. Stephen Tulloch	Dec. 5, 2010	Jacksonville	17
Peter Sirmon	Dec. 7, 2003	Indianapolis	17
8. Kevin Byard	Dec. 22, 2018	Washington	16
Avery Williamson	Nov. 15, 2015	Carolina	16
Keith Bulluck	Oct. 5, 2003	at New England	16
Keith Bulluck	Oct. 27, 2002	at Cincinnati	16

\* Tackle statistics compiled by coaches often differ from press box tallies from the same game.

## MORE TITANS INSIDE LINEBACKERS

### 53 - ILB DAREN BATES (5-11, 225, 6th Year, Auburn)

➤ **Daren Bates** was signed by the Titans as an unrestricted free agent in the 2017 offseason.

➤ He was named a team captain (special teams) for the first time in his career prior to the 2018 campaign. He played in all 16 games and finished second on the squad with 10 special teams tackles. Additionally, he contributed six tackles as a reserve linebacker.

➤ In 2017, Bates set a career high and ranked second on the team with 16 special teams tackles. He added two stops on special teams during the postseason.

➤ The 5-foot-11 inch, 225-pounder appeared in all 16 games with one start for the Oakland Raiders during the 2016 season, playing primarily on special teams.

➤ Bates was originally signed by the St. Louis Rams as an undrafted free agent following the 2013 NFL Draft.

➤ The Memphis, Tenn., native appeared in 49 games at linebacker and safety over four seasons at Auburn.

#### 2018 Highlights:

➤ **At Miami (9/9)**, led the team with two special teams tackles and attempted an onside kick late in the fourth quarter (recovered by the Dolphins).

➤ **Against Baltimore (10/14)**, recorded a career-high three tackles on defense and added a team-high three stops on special teams.

### 57 - ILB NIGEL HARRIS (6-2, 25, 2nd Year, South Florida)

➤ **Nigel Harris** spent nine games on the Titans practice squad before being promoted to the 53-man roster on Dec. 20, 2018.

➤ He appeared in two games on special teams for the Titans in 2018.

➤ After spending 2018 training camp with the Tampa Bay Buccaneers, Harris spent two weeks on the practice squad with the Arizona Cardinals before joining the Titans.

➤ Harris entered the NFL as an undrafted free agent with the Los Angeles Chargers in 2017. He played in eight total games as a rookie, including five contests with the Chargers, two for the New York Giants and one for the Buccaneers. His 2017 statistics included nine tackles and three special teams stops.

➤ During his collegiate career at South Florida, Harris played in 47 games and tallied 232 tackles, 27 tackles for loss, eight forced fumbles, 5.5 sacks,

three fumble recoveries and three interceptions.

➤ He is a native of Tampa, Fla.

### 50 - ILB/OLB NATE PALMER (6-2, 248, 6th Year, Illinois State)

➤ **Nate Palmer** was claimed off waivers by the Titans from the Green Bay Packers on April 11, 2016. He was placed on injured reserve on Aug. 7, 2018.

➤ In 2017, Palmer appeared in 10 contests and contributed three tackles on defense and 10 stops on special teams.

➤ In 2016, Palmer appeared in 14 games and led the team with 12 special teams tackles. On defense he tallied two tackles and one tackle for loss.

➤ Palmer spent his first three NFL seasons with the Green Bay Packers. He appeared in 24 games with 12 starts from 2013-15, while missing the entirety of his second season with an injury. He played both inside and outside linebacker during his time with the Packers.

➤ In 2015, he played in a career-best 16 games with 10 starts for Green Bay and registered career highs with 80 tackles, a sack, two quarterback pressures and three passes defended.

➤ The Chicago, Ill., native was originally selected by the Green Bay Packers in the sixth round (193rd overall) of the 2013 NFL Draft.

➤ Palmer started all 24 games during his two seasons at Illinois State (2011-12) after playing his first two collegiate seasons at the University of Illinois (2009-10).



## OUTSIDE LINEBACKERS

No.	Name	Ht	Wt	Exp	College
44	Correa, Kamalei	6-3	241	3	Boise State
56	Finch, Sharif	6-4	250	R	Temple
58	Landry III, Harold	6-2	252	R	Boston College
45	Lewis, LaTroy	6-3	255	1	Tennessee
91	Morgan, Derrick	6-4	261	9	Georgia Tech
98	Orakpo, Brian	6-4	257	10	Texas

### #58 • OLB HAROLD LANDRY III

[CLICK FOR COMPLETE BIO](#)

Outside linebacker **Harold Landry III** (6-2, 252) was selected by the Titans in the second round (41st overall) of the 2018 NFL Draft. The Titans traded up 16 spots in the second round (57 to 41) in order to take the former Boston College standout.

As a rookie in 2018, he played in 15 games with three starts. His 4.5 sacks tied for third place on the team, and he also tied for second on the defense with 18 quarterback pressures. He added 46 tackles, two tackles for loss, two passes defended and one forced fumble.

In 46 career games playing defensive end for Boston College, Landry totaled 160 tackles, 26 sacks, 47.5 tackles for loss, seven passes defended, 10 forced fumbles, one fumble recovery and one interception. His 26 career sacks were exceeded in school history by only Mathias Kiwanuka (37.5 from 2002-05).

As a senior in 2017, Landry played and started eight games before a season-ending ankle injury ended his year. He finished second on the team with five sacks and totaled 38 tackles, 8.5 tackles for loss and two passes defended.

In 2016, Landry set the school's single-season record with 16.5 sacks, which led the nation. He added seven forced fumbles, which also led the country, while his 22 tackles for loss ranked fifth nationally and ranked second all-time for the Eagles. His numerous honors included Walter Camp second-team All-America, AP second-team All-America and second-team All-ACC by the Atlantic Coast Sports Media Association and the league's head coaches.

He is a native of Spring Lake, N.C.

#### 2018 Highlights:

➤ **At Miami (9/9)**, he was inactive with an ankle injury.







## #91 • OLB DERRICK MORGAN

[CLICK FOR COMPLETE BIO](#)



**Derrick Morgan** (6-4, 261) completed his ninth NFL season in 2018. He was selected by the Titans with the 16th overall draft choice in the 2010 NFL Draft, and in March 2015, he was re-signed as an unrestricted free agent.

Through the 2018 campaign, Morgan ranked 10th in franchise history with 44.5 career sacks, a total that also ranked second for the Titans from 2010–2017 behind only **Jurrell Casey**.

Morgan's 2018 totals included 37 tackles, 0.5 sacks, 11 quarterback pressures, three passes defended and one fumble recovery in 13 games (12 starts).

In 2017, Morgan played in 14 games (all starts) and led the team with 7.5 sacks. It was his fifth career season with at least six sacks. He finished second on the team and set a career high with 59 quarterback pressures. During the playoffs, he registered eight tackles, one sack and six quarterback pressures in two games.

In 2016, Morgan started 15 games and set a career high with nine sacks, which ranked sixth among AFC linebackers. He also led the team and set a career high with 56 quarterback pressures, more than doubling his previous career high of 27 quarterback pressures in 2014.

Morgan's 2015 campaign came to an end when he was placed on injured reserve on Dec. 17 with a shoulder injury. Prior to the injury, he appeared in 10 games and registered 34 tackles, 4.5 sacks, 13 quarterback pressures, six tackles for loss, two passes defended and a forced fumble.

In 2014, Morgan produced at the time the biggest numbers of his career after switching from a 4-3 defensive end to a 3-4 outside linebacker. He started all 16 games for the second time in his career and led the squad with 6.5 sacks. His 27 quarterback pressures and 13 tackles for loss tied for the team lead and set new career highs. Also, his nine passes defended and two forced fumbles set career highs.

In 2013, Morgan played in 15 games with 14 starts at defensive end and ranked second on the team with six sacks, eight quarterback pressures and three tackles for loss (tied). His totals also included 54 tackles, one pass defended, one forced fumble and one fumble recovery.

In 2012, Morgan started all 16 games for the first time in his career and led the Titans with 6.5 sacks and 19 quarterback pressures. He also set a career high with 68 tackles and added five tackles for loss, five passes defended, a forced fumble and a fumble recovery.

Morgan played in 15 games in 2011 and led the Titans with 20 quarterback pressures. He added 47 tackles, 2.5 sacks, three tackles for loss and two passes defended.

As a rookie, an ACL tear ended his season after only four games.

In three seasons at Georgia Tech, the Coatesville, Pa., native totaled 115 tackles, 19.5 sacks, 29.5 tackles for loss, five passes defended, six fumble recoveries and two forced fumbles in 39 games. He started the final 27 consecutive games of his college career at left defensive end. Prior to entering the NFL after his junior season, he was named the ACC Defensive Player of the Year with an ACC-high 12.5 sacks.

### 2018 Highlights:

- **At Miami (9/9)**, recorded two tackles.
- **Against Houston (9/16)**, posted five tackles and one quarterback pressure.
- **At Jacksonville (9/23)**, led the team with three quarterback pressures and added two tackles and a pass defended.
- **Against Philadelphia (9/30)**, registered two tackles, three quarterback pressures and one fumble recovery. He recovered a fumble by Carson Wentz in the fourth quarter (caused by Harold Landry III), leading to a Titans field goal.
- **At Buffalo (10/7)**, tallied a pair of tackles and one pass defended.
- **Against Baltimore (10/14)**, left the game in the second quarter with a shoulder injury.
- **Against the Los Angeles Chargers in London (10/21)**, at Dallas (11/5) and against New England (11/11), he was inactive with a shoulder injury.
- **At Indianapolis (11/18)**, posted two tackles in his first game back from a shoulder injury. He recorded his 100th career start.
- **At Houston (11/26)**, notched four tackles and a half sack on Monday Night Football. In the first quarter, he and Jayon Brown combined to sack Deshaun Watson for an 11-yard loss.
- **Against the New York Jets (12/2)**, totaled three tackles.

- **Against Houston (9/16)**, made his regular season NFL debut and posted one tackle and two quarterback pressures.
- **At Jacksonville (9/23)**, tallied three tackles and one quarterback pressure.
- **Against Philadelphia (9/30)**, totaled four tackles, one sack, one quarterback pressure, one tackle for loss and one forced fumble. In the fourth quarter, he recorded his first career sack and first career forced fumble on a game-changing play. He knocked the ball out of the hands of quarterback Carson Wentz, and the ball was recovered by Derrick Morgan to help set up a Titans field goal.
- **At Buffalo (10/7)**, tallied a pair of tackles, one quarterback pressure and one stop on special teams.
- **Against Baltimore (10/14)**, posted two tackles and one pass defended.
- **Against the Los Angeles Chargers in London (10/21)**, registered two tackles and added a stop on special teams.
- **At Dallas (11/5)**, totaled four tackles, one sack, one quarterback pressure and one tackle for loss. In the fourth quarter, he dropped Dak Prescott for an eight-yard sack.
- **Against New England (11/11)**, registered two tackles and one quarterback pressure.
- **At Indianapolis (11/18)**, totaled three tackles, one quarterback pressure and one stop on special teams.
- **At Houston (11/26)**, posted six tackles and a half sack on Monday Night Football. In the third quarter, he and Brian Orakpo took down Deshaun Watson for an eight-yard sack.
- **Against the New York Jets (12/2)**, matched his season high with six tackles.
- **Against Jacksonville (12/6)**, registered one pass defended and one special teams tackle on Thursday Night Football.
- **At the New York Giants (12/16)**, recorded his first career start and was credited with two tackles and a team-high nine quarterback pressures.
- **Against Washington (12/22)**, totaled five tackles and a sack. In the fourth quarter, he sacked Josh Johnson for a 10-yard loss on third down.
- **Against Indianapolis (12/30)**, sacked Andrew Luck for a seven-yard loss on a third down in the fourth quarter.

### Landry's 2018/Career Statistics:

Year	GP	GS	Tackle	Sack	TFL	QBP	Int	PD	FF	FR
2018	15	3	46	4.5	2	18	0	2	1	0

### Landry's Regular Season Single-Game Highs:

**Tackles** - 6 (Twice, last vs. New York Jets, 12/2/18)  
**Sacks** - 1 (Four times, last vs. Indianapolis, 12/30/18)  
**Quarterback Pressures** - 9 at N.Y. Giants (12/16/18)  
**Forced Fumbles** - 1 vs. Philadelphia (9/30/18)

### Landry's College Defensive Statistics:

Year	Team	GP	GS	Tackle	Sack	TFL	Int	PD	FF	FR
2014	BC	13	0	11	0.0	1.5	0	0	0	0
2015	BC	12	11	60	4.5	15.5	0	0	3	1
2016	BC	13	12	51	16.5	22.0	1	5	7	0
2017	BC	8	8	38	5.0	8.5	0	2	0	0
<b>Totals</b>		<b>46</b>	<b>31</b>	<b>160</b>	<b>26.0</b>	<b>47.5</b>	<b>1</b>	<b>7</b>	<b>10</b>	<b>1</b>

- **Against Jacksonville (12/6)**, registered six tackles and one quarterback pressure on Thursday Night Football.
- **At the New York Giants (12/16)**, posted two tackles and two quarterback pressures.
- **Against Washington (12/22)**, tallied five tackles and one quarterback pressure.
- **Against Indianapolis (12/30)**, notched two tackles and one pass defended on Sunday Night Football.

**Morgan's Career Regular Season Statistics:**

Year	GP	GS	Tackle	Sack	TFL	QBP	Int	PD	FF	FR
2010	4	0	10	1.5	0	1	0	1	0	0
2011	15	10	47	2.5	3	20	0	2	0	0
2012	16	16	68	6.5	5	19	0	5	1	1
2013	15	14	54	6.0	3	8	0	1	1	1
2014	16	16	82	6.5	13	27	0	9	2	0
2015	10	9	34	4.5	6	13	0	2	1	0
2016	15	15	50	9.0	4	56	0	1	0	0
2017	14	14	40	7.5	7	59	0	2	0	2
2018	13	12	37	0.5	0	11	0	3	0	1
<b>Totals</b>	<b>118</b>	<b>106</b>	<b>420</b>	<b>44.5</b>	<b>41</b>	<b>214</b>	<b>0</b>	<b>26</b>	<b>5</b>	<b>5</b>

**Morgan's Career Postseason Statistics:**

Year	GP	GS	Tackle	Sack	TFL	QBP	Int	PD	FF	FR
2017	2	2	8	1.0	1	6	0	0	0	0

**Morgan's Regular Season Single-Game Highs:**

**Tackles** - 13 at Philadelphia (11/23/14)  
**Sacks** - 2 (Four times, last at Miami, 10/9/16)  
**Quarterback Pressures** - 9 (Twice, last at Indianapolis, 11/20/16)  
**Fumble Recovery** - 2 vs. Cincinnati (11/12/17)  
**Forced Fumble** - 1 (Four times, last at Jacksonville, 12/18/14)  
**Tackles For Loss** - 3 (Twice, last vs. Indianapolis, 12/28/14)

**Morgan's Playoff Single-Game Highs:**

**Tackles** - 7 at Kansas City (1/6/18)  
**Sacks** - 1 at Kansas City (1/6/18)  
**Quarterback Pressures** - 4 at Kansas City (1/6/18)  
**Tackles For Loss** - 1 at Kansas City (1/6/18)

**TITANS SACK LEADERS SINCE 2010**

Since entering the NFL in 2010 as a first-round pick, **Derrick Morgan** ranks second behind defensive lineman **Jurrell Casey** for the team lead in sacks.

Morgan had at least 4.5 sacks in every season from 2012 through 2017.

**Most sacks among Titans players, 2010–2018:**

Player	Sacks
1. <b>Jurrell Casey</b>	<b>46.0</b>
2. <b>Derrick Morgan</b>	<b>44.5</b>
3. <b>Brian Orakpo</b>	<b>26.0</b>
4. Karl Klug	21.5
5. <b>Wesley Woodyard</b>	<b>19.0</b>
5. Jason Babin	12.5

**FRANCHISE SACK LEADERS**

**Derrick Morgan** ranks among the franchise's all-time leaders in career sacks. He moved ahead of **Kyle Vanden Bosch** (38.5) on the all-time list at Houston on Oct. 1, 2017.

**Most career sacks, franchise history:**

Player	Position	Seasons	Sacks*
1. Elvin Bethea	DE	1968–83	105.0
2. Ray Childress	DT	1985–95	75.5
3. Jesse Baker	DE	1979–87	66.0
4. William Fuller	DE	1986–93	59.0
5. Sean Jones	DE	1988–93	57.5
6. Jevon Kearse	DE	1999–03, 2008–09	52.0
7. Robert Brazile	LB	1975–84	48.0
8. <b>Jurrell Casey</b>	<b>DT</b>	<b>2011–18</b>	<b>46.0</b>
9. Ted Washington	LB	1973–82	45.0
10. <b>Derrick Morgan</b>	<b>OLB</b>	<b>2010–18</b>	<b>44.5</b>

\* Individual sacks became an official statistic in 1982. Sacks recorded prior to 1982 are unofficial.

**FIVE SEASONS WITH SIX SACKS**

**Derrick Morgan** has posted at least six sacks in five different seasons since the Titans made him the 16th-overall pick in the 2010 NFL Draft.

From the time individual sacks became an official NFL statistic in 1982 until now, there have only been three players with the Titans/Oilers who have reached the six-sack mark more often than Morgan: defensive linemen **Ray Childress** (eight seasons with at least six sacks), **William Fuller** (six) and **Sean Jones** (six). Morgan is the first "Titans era" player (1999–present) with five seasons of at least six sacks.

**Most seasons with six or more sacks with the Titans/Oilers, 1982–2018:**

Player (Position)	Seasons with 6.0 Sacks
1. Ray Childress (DE/DT)	8
2. William Fuller (DE)	6
Sean Jones (DE)	6
4. <b>Derrick Morgan (DE/OLB)</b>	<b>5</b>
5. <b>Jurrell Casey (DT)</b>	<b>4</b>
Jevon Kearse (DE)	4
7. Kyle Vanden Bosch (DE)	3

**SACKS BY TITANS/OILERS LINEBACKERS**

In 2016, outside linebackers **Brian Orakpo** and **Derrick Morgan** turned in two of the top sack totals in franchise history among linebackers. Orakpo's current sack total is the highest by a Titans/Oilers linebacker since sacks became an official statistic in 1982. Morgan was not far from Orakpo's pace and was second in team annals among linebackers.

Prior to the 2014 season, Morgan switched from a 4-3 defensive end to a 3-4 outside linebacker, and in his first season in the new position, he led the team with 6.5 sacks.

In 2015, Orakpo arrived in Tennessee and registered seven sacks.

**Most sacks in a season by franchise linebackers since 1982:**

Linebacker	Season	Sacks
1. <b>Brian Orakpo</b>	<b>2016</b>	<b>10.5</b>
2. <b>Derrick Morgan</b>	<b>2016</b>	<b>9.0</b>
3. Lamar Lathon	1994	8.5
4. Johnny Meads	1988	8.0
5. <b>Derrick Morgan</b>	<b>2017</b>	<b>7.5</b>
6. <b>Brian Orakpo</b>	<b>2017</b>	<b>7.0</b>
<b>Brian Orakpo</b>	<b>2015</b>	<b>7.0</b>
8. <b>Derrick Morgan</b>	<b>2014</b>	<b>6.5</b>
Robert Brazile	1982	6.5
10. <b>Jayon Brown</b>	<b>2018</b>	<b>6.0</b>
Akeem Ayers	2012	6.0
Mike Barrow	1996	6.0
Eddie Robinson	1999	6.0



## #98 • OLB BRIAN ORAKPO

[CLICK FOR COMPLETE BIO](#)

Outside linebacker **Brian Orakpo** (6-4, 257) completed his 10th NFL season and his fourth campaign with the Titans in 2018. He was signed as an unrestricted free agent on March 13, 2015.

Following the 2018 season, Orakpo announced his retirement from the NFL. It capped a career in which he accumulated 66.0 sacks, which ranked 18th among all active players at the time of his retirement.

His career totals also included 530 tackles, 330 quarterback pressures, 75 tackles for loss, one interception, 32 passes defended, 12 forced fumbles and four fumble recoveries in 132 games (all starts) with the Titans and Washington Redskins.

In 2018, Orakpo played and started 13 games, totaling 40 tackles, 1.5 sacks, 15 quarterback pressures, three tackles for loss, three passes defended, one forced fumble and one fumble recovery.

In his first three years in Tennessee, Orakpo was the only Titans player to start all 48 games, and he led the team over that period with a total of 24.5 sacks. His teammates voted him a defensive captain in each of those seasons.

In 2017, Orakpo led the defense with a career-high 73 quarterback pressures and ranked second on the squad with seven sacks. He added 10 tackles for loss, two passes defended and three forced fumbles. During the playoffs, he led the team with 1.5 sacks and tied for the team lead with six quarterback pressures.

In 2016, he led the defense with 10.5 sacks, the second-highest total of his career. He ranked second on the team with a career-high 49 quarterback pressures and added 55 tackles, four tackles for loss, five passes defended and one forced fumble. At the conclusion of the year, he was named to his fourth career Pro Bowl (first with the Titans).

In 2015, Orakpo started all 16 games for the first time since 2011. His seven sacks tied for the team lead, and he led the squad with 37 quarterback pressures and 12 tackles for loss.

Orakpo spent the previous six years as a member of the Washington Redskins, who selected him in the first round (13th overall) of the 2009 NFL Draft. During his time in Washington, Orakpo was named to the Pro Bowl three times (2009, 2010 and 2013). His career totals in Washington included 40 sacks, 255 tackles, one interception, 17 passes defended, six forced fumbles and three fumble recoveries in 71 starts. He recorded eight multi-sack games.

As a rookie in 2009, he earned Pro Bowl honors and set a Redskins rookie record with 11 sacks, which also led all NFL rookies.

For each of his first three seasons in Washington, Orakpo led or tied for the team lead in sacks, but he missed most of the 2012 and 2014 seasons with pectoral injuries.

In 2013, he earned his third Pro Bowl selection, as he registered 10 sacks, 60 tackles, one interception return for touchdown, 18 quarterback hits, 16 tackles for loss and two fumble recoveries.

A native of Houston, Texas, Orakpo was drafted by the Redskins out of the University of Texas, where he finished his college career with 22 sacks. He was as a multiple award winner in college, including the Nagurski (nation's top defensive player), Lombardi (nation's top lineman) and the Hendricks (nation's top defensive end). He was a part of the Texas team that won the National Title at the conclusion of the 2005 season.

**2018 Highlights:**

- **At Miami (9/9)**, registered three tackles, including a tackle for loss.
- **Against Houston (9/16)**, posted one tackle and two quarterback pressures.
- **At Jacksonville (9/23)**, totaled two tackles, one pass defended and a fumble recovery. He fell on a Jacksonville fumble on the final play of the game to seal the victory, registering his fourth career fumble recovery.
- **Against Philadelphia (9/30)**, totaled five tackles and his 12th career forced fumble. He forced a fumble against wide receiver Nelson Agholor in the third quarter, but the ball went out of bounds. In the game, he went over the 500 total tackle mark for his career.
- **At Buffalo (10/7)**, posted six tackles, including one tackle for loss.
- **Against Baltimore (10/14)**, tallied seven tackles and three quarterback pressures.
- **Against the Los Angeles Chargers in London (10/21)**, registered one tackle and two quarterback pressures.



- **At Dallas (11/5)**, totaled two tackles, one sack, three quarterback pressures and one pass defended on Monday Night Football. In the fourth quarter, he forced Dak Prescott out of bounds for a two-yard sack.
- **Against New England (11/11)**, posted four tackles, one quarterback pressure and one tackle for loss.
- **At Houston (11/26)**, recorded six tackles and a half sack on Monday Night Football. In the third quarter, he and Harold Landry III took down Deshaun Watson for an eight-yard sack.
- **Against the New York Jets (12/2)**, tallied a quarterback pressure and a pass defended.
- **Against Jacksonville (12/6)**, registered two tackles and two quarterback pressures on Thursday Night Football.
- **At the New York Giants (12/16)**, missed his first start and his first game since joining the Titans as an unrestricted free agent in 2015. He was inactive at New York with an elbow injury. The last NFL game he missed was the 2014 season finale as a member of the Washington Redskins. Until the Giants game, he had the Titans' longest active starting streak at 61 consecutive games, which also ranked third among NFL linebackers behind only Ryan Kerrigan (125 consecutive starts) and Von Miller (78).
- **Against Washington (12/22)** and **against Indianapolis (12/30)**, he was inactive with an elbow injury.

**Orakpo's Career Regular Season Statistics:**

Year	Team	GP	GS	Tackle	Sack	TFL	QBP	Int	PD	FF	FR
2009	Was	16	16	61	11.0	13	20	0	1	1	0
2010	Was	15	15	78	8.5	9	47	0	2	1	0
2011	Was	16	16	66	9.0	7	35	0	5	3	1
2012	Was	2	2	8	1.0	1	3	0	3	1	0
2013	Was	15	15	70	10.0	15	42	1	5	0	2
2014	Was	7	7	28	0.5	1	9	0	1	0	0
2015	Ten	16	16	64	7.0	12	37	0	5	1	0
2016	Ten	16	16	55	10.5	4	49	0	5	1	0
2017	Ten	16	16	60	7.0	10	73	0	2	3	0
2018	Ten	13	13	40	1.5	3	15	0	3	1	1
<b>Totals</b>		<b>132</b>	<b>132</b>	<b>530</b>	<b>66.0</b>	<b>75</b>	<b>330</b>	<b>1</b>	<b>32</b>	<b>12</b>	<b>4</b>

**Orakpo's Career Postseason Statistics:**

Year	Team	GP	GS	Tackle	Sack	TFL	QBP	Int	PD	FF	FR
2017	Ten	2	2	5	1.5	1	6	0	0	0	0

**Orakpo's Regular Season Single-Game Highs:**

**Tackles** - 8 (Four times, last at Miami, 10/9/16)  
**Sacks** - 4 at Oakland (12/13/09)  
**Interceptions** - 1 vs. Chicago (10/20/13)  
**Forced Fumble** - 1 (12 times, last vs. Philadelphia, 9/30/18)  
**Fumble Recovery** - 1 (Four times, last at Jacksonville, 9/23/18)  
**Passes Defended** - 3 at New Orleans (9/9/12)

**Orakpo's Playoff Single-Game Highs:**

**Tackles** - 3 at Kansas City (1/6/18)  
**Sacks** - 1.5 at Kansas City (1/6/18)  
**Quarterback Pressures** - 3 (Twice, last at New England, 1/13/18)  
**Tackles for Loss** - 1 at Kansas City (1/6/18)

## SACKS BY LINEBACKERS, 2015-2017

From the time **Brian Orakpo** arrived in Tennessee in 2015 through the 2017 campaign, he registered 24.5 sacks. During that period, only three other NFL linebackers exceeded his sack total: **Chandler Jones** (40.5), **Von Miller** (34.5) and **Ryan Kerrigan** (33.5).

**Most sacks by NFL linebackers from 2015–2017:**

Player	Sacks
1. Chandler Jones	40.5
2. Von Miller	34.5
3. Ryan Kerrigan	33.5
4. <b>Brian Orakpo</b>	<b>24.5</b>
Vic Beasley Jr.	24.5
6. Nick Perry	21.5
7. <b>Derrick Morgan</b>	<b>21.0</b>
Justin Houston	21.0
9. Bruce Irvin	20.5
Whitney Mercilus	20.5
Preston Smith	20.5

## SACKS BY AFC LINEBACKERS IN 2016

In 2016, Titans outside linebacker **Brian Orakpo** tied for 13th in the NFL with 10.5 sacks, and he was ninth among all linebackers.

In the AFC, Orakpo's sack total ranked sixth overall and fourth among linebackers.

**Sack leaders in 2016 among AFC linebackers:**

Player	Team	Sacks
1. Von Miller	Den	13.5
2. Lorenzo Alexander	Buf	12.5
3. Erik Walden	Ind	11.0
4. <b>Brian Orakpo</b>	<b>Ten</b>	<b>10.5</b>
5. Dee Ford	KC	10.0
6. <b>Derrick Morgan</b>	<b>Ten</b>	<b>9.0</b>
7. Melvin Ingram	SD	8.0
Shane Ray	Den	8.0
Terrell Suggs	Bal	8.0
10. Whitney Mercilus	Hou	7.5

## #44 • OLB KAMALEI CORREA

[CLICK FOR COMPLETE BIO](#)

Outside linebacker **Kamalei Correa** (pronounced KAH-mah-lay corr-A-uh; 6-3, 241) completed his third NFL season and his first season with the Titans in 2018. He was acquired by the Titans in a trade with the Baltimore Ravens on Aug. 28, 2018. The Titans sent a sixth-round pick to the Ravens in the deal.

Correa played in 13 games in 2018 and set career highs with four starts, 27 tackles, 3.5 sacks, five quarterback pressures, four tackles for loss and one forced fumble (tied).

Correa was a second-round selection (42nd overall) by the Ravens in the 2016 NFL Draft. Over his first two years in the NFL, he played in 25 games, including four starts, and totaled 11 tackles, one forced fumble and eight special teams stops.

In 2017, Correa appeared in all 16 games with three starts for the Ravens, recording eight tackles and one pass defended.

As a rookie in 2016, he played in nine games with one start. He posted three tackles, one pass defended and one forced fumble for the league's seventh ranked defense before finishing the campaign on injured reserve (ribs).

An all-conference performer at Boise State, he totaled 27 starts and 40 games over his three-year college career. His statistics with the Broncos included 110 career tackles, 20 sacks, 31.5 tackles for loss and five forced fumbles.

A native of Honolulu, Hawaii, he was a high school teammate with Titans quarterback Marcus Mariota at the Saint Louis School.



### 2018 Highlights:

- **At Miami (9/9)**, recorded his fifth NFL start and his first career sack in his first game with the Titans. He sacked Ryan Tannehill for an eight-yard loss in the fourth quarter and totaled three tackles with one tackle for loss.
- **Against Houston (9/16)**, credited with four tackles, one sack, one quarterback pressure and one tackle for loss. He recorded a five-yard sack of Deshaun Watson in the third quarter, notching his second sack in as many weeks.
- **At Jacksonville (9/23)**, he was inactive due to a back injury.
- **Against Philadelphia (9/30)**, posted one tackle.
- **Against Baltimore (10/14)**, set a career high with five tackles.
- **Against the Los Angeles Chargers in London (10/21)**, started and tallied three tackles, a half sack and one tackle for loss. In the third quarter, he combined with Jurrell Casey to take down Philip Rivers for an eight-yard sack.
- **At Dallas (11/5)**, totaled four tackles, one quarterback pressure and one tackle for loss on Monday Night Football.
- **Against New England (11/11)**, notched one tackle and one quarterback pressure.
- **At Houston (11/26)**, recorded one tackle on Monday Night Football.
- **At the New York Giants (12/16)**, tallied one tackle, one sack and one forced fumble. In the third quarter, he was credited with a two-yard sack of Eli Manning and forced a fumble on the play. The ball was recovered by defensive tackle Jurrell Casey at the New York 15-yard line, leading to a touchdown on Tennessee's ensuing possession.

### Correa's Career Regular Season Statistics:

Year	Team	GP	GS	Tackle	Sack	TFL	QBP	Int	PD	FF	FR
2016	Bal	9	1	3	0.0	NA	NA	0	1	1	0
2017	Bal	16	3	8	0.0	NA	NA	0	1	0	0
2018	Ten	13	4	27	3.5	4	5	0	0	1	0
<b>Totals</b>		<b>38</b>	<b>8</b>	<b>38</b>	<b>3.5</b>	<b>NA</b>	<b>NA</b>	<b>0</b>	<b>2</b>	<b>2</b>	<b>0</b>

### Correa's Regular Season Single-Game Highs:

- Tackles** - 5 vs. Baltimore (10/14/18)
- Sacks** - 1 (Twice, last vs. Houston, 9/16/18)
- Forced Fumbles** - 1 at N.Y. Jets (10/23/16)



## MORE TITANS OUTSIDE LINEBACKERS

### 56 - OLB SHARIF FINCH (6-4, 250, Rookie, Temple)

➤ **Sharif Finch** was signed by the Titans as an undrafted free agent on May 11, 2018.

➤ As a rookie, he appeared in 15 games and totaled 22 tackles, 1.5 sacks, two quarterback pressures, two tackles for loss, two forced fumbles and one fumble recovery. Additionally, he ranked fifth on the team with seven special teams tackles.

➤ Finch's 206 defensive snaps (including penalty snaps) ranked third among all undrafted rookie linebackers in 2018, and his defensive snap count also topped all other Titans undrafted rookies going back to 2005. Sean Conover owned the mark from 2005–2017 with 189 defensive snaps in 2006.

➤ Finch appeared in 53 games with 25 starts over five seasons at Temple. His career numbers included 144 total tackles, 32.0 tackles for loss, 14.5 sacks, two interceptions for 91 yards and a score, five forced fumbles and four fumble recoveries with one touchdown. Additionally, he became the NCAA leader for career punt blocks with five. His 53 games played tied for first place in program history.

➤ He was awarded a single-digit jersey number (6) as a senior at Temple, which are awarded to the team's toughest players.

➤ As a fifth-year senior in 2017, he played in 13 contests with 12 starts. He tallied 55 tackles, 15.5 tackles for loss, 8.5 sacks, one pass defended, one forced fumble and one fumble recovery. His team-leading 8.5 sacks set a single-season career high. He earned Second Team All-American Athletic Conference and ECAC first-team All-East recognition.

➤ Granted a medical redshirt in 2016 after four games.

➤ Finch is a native of Henrico, Va.

#### 2018 Highlights:

➤ **At Miami (9/9)**, made his NFL regular season debut.

➤ **Against Philadelphia (9/30)**, recorded his first career sack in the second quarter, taking down Carson Wentz for a nine-yard loss. He totaled two tackles in the victory.

➤ **Against New England (11/11)**, totaled three tackles, one quarterback pressure and one tackle for loss. He also led the team with three special teams tackles.

➤ **At Indianapolis (11/18)**, registered two tackles, one forced fumble (ball bounced out of bounds) and one stop on special teams.

➤ **At Houston (11/26)**, led the squad with two special teams tackles and added a stop on defense on Monday Night Football.

➤ **Against Jacksonville (12/6)**, totaled two tackles, a half sack, one forced fumble and one fumble recovery on Thursday Night Football. In the third quarter, he combined with Jurrell Casey on an 11-yard sack of quarterback Cody Kessler, and Kessler lost the ball on the play. Finch was credited with his second career forced fumble and his first career fumble recovery. On the ensuing play, the Titans scored on a 54-yard run by Derrick Henry.

➤ **At the New York Giants (12/16)**, registered two tackles before leaving the game in the third quarter with a shoulder injury.

➤ **Against Washington (12/22)**, he was inactive with a shoulder injury.

➤ **Against Indianapolis (12/30)**, registered two tackles.

### 45 - OLB LaTROY LEWIS (6-3, 255, 1st Year, Tennessee)

➤ **LaTroy Lewis** was promoted by the Titans from the practice squad on Dec. 24, 2018. He originally joined the club's practice squad on Oct. 2. He did not play in a game in 2018.

➤ Lewis entered the NFL with the Oakland Raiders as an undrafted free agent in 2017. He was waived following his first training camp and was signed to the Houston Texans practice squad. He then joined the Texans active roster and tallied three tackles, one sack, one quarterback hit and one tackle for loss in two games played. He was released by Houston at the end of 2018 training camp.

➤ The Akron, Ohio, native played his college football at the University of Tennessee, where he played in 44 games with 10 starts. His collegiate totals included 77 tackles, 12 tackles for loss, 4.5 sacks and one forced fumble.

➤ As a senior with the Volunteers, he saw action in 12 games, recording four starts at defensive end and defensive tackle. He set career highs with 36 tackles, four tackles for loss, 2.5 sacks and one fumble recovery.



## TITANS CORNERBACKS

No.	Name	Ht	Wt	Exp	College
21	Butler, Malcolm	5-11	190	5	West Alabama
20	Durden, Kenneth	6-1	180	1	Youngstown State
25	Jackson, Adoree'	5-11	185	2	Southern California
46	Kalu, Joshua	6-0	203	R	Nebraska
26	Ryan, Logan (IR)	5-11	195	6	Rutgers
36	Sims, LeShaun	6-0	203	3	Southern Utah
23	Smith, Tye (IR)	6-0	195	3	Towson

### #21 • CB MALCOLM BUTLER

[CLICK FOR COMPLETE BIO](#)



Cornerback **Malcolm Butler** (5-11, 190) completed his fifth NFL season and his first campaign with the Titans in 2018. He was signed by the Titans as an unrestricted free agent on March 16, 2018.

Butler led the Titans with 13 passes defended in his first season as a Titan and was second on the team with three interceptions, which included an interception return for a touchdown. He added 56 tackles, one sack, one quarterback pressure, three tackles for loss and one forced fumble in 16 games (11 starts).

Prior to his arrival in Tennessee, Butler spent the first four seasons of his career with the New England Patriots. During his time in New England, he appeared in 59 career regular season games with 48 starts and amassed 204 tackles, eight interceptions, 47 passes defended, four forced fumbles and two fumble recoveries.

Butler appeared in 11 career playoff games with seven starts with the Patriots. He started all three postseason contests on the Patriots' run to the Super Bowl LI title in 2016 and made the crucial, game-winning interception at the goal line in New England's Super Bowl XLIX victory over the Seattle Seahawks to conclude the 2014 campaign.

In 2017, he played in all 16 games during the regular season with 15 starts and amassed 60 tackles, two interceptions, a sack, 12 passes defended and three forced fumbles. He saw action in all three postseason games (two starts) and posted four tackles.

In 2016, Butler earned his second consecutive Pro Bowl invitation and was named Associated Press second-team All-Pro after starting all 16 regular season games and recording 63 tackles, one sack, a career-high four interceptions and 17 passes defended.

As a rookie free agent in 2014, Butler was involved in one of the most memorable plays in Super Bowl history. With 26 seconds remaining against



the Seattle Seahawks in Super Bowl XLIX, he intercepted a pass intended for Ricardo Lockette at the goal line, preventing a go-ahead touchdown by the Seahawks and sealing New England's championship victory.

The Vicksburg, Miss., native was originally signed by the New England Patriots on May 19, 2014, following two seasons at the University of West Alabama, where he was a two-time first team All-Gulf South Conference selection at cornerback. He transferred to West Alabama from Hinds (Miss.) Community College.

#### 2018 Highlights:

- **At Miami (9/9)**, totaled five tackles, one tackle for loss and an interception in his first game with the Titans. With the Dolphins deep in scoring territory midway through in the third quarter, on a Ryan Tannehill pass to tight end Mike Gesicki in the end zone, Butler tipped the ball in the air and then snared it for his ninth career interception. He was credited with an interception return of 34 yards, which set a new career long.
- **Against Houston (9/16)**, recorded six tackles and two passes defended.
- **At Jacksonville (9/23)**, posted three tackles.
- **Against Philadelphia (9/30)**, totaled seven tackles, one sack and one forced fumble. In the first quarter, he recorded his first sack with the Titans and the third sack of his career, dropping Carson Wentz for a nine-yard loss. He forced a fumble against Alshon Jeffery in the second quarter, but the ball went out of bounds.
- **Against Baltimore (10/14)**, registered three tackles and a team-high two passes defended.
- **Against the Los Angeles Chargers in London (10/21)**, recorded one tackle.
- **At Dallas (11/5)**, tallied three tackles on Monday Night Football.
- **Against New England (11/11)**, tallied three tackles.
- **At Indianapolis (11/18)**, posted two tackles and one pass defended.
- **At Houston (11/26)**, recorded a pair of tackles before leaving the contest with an injury in the second quarter.
- **Against the New York Jets (12/2)**, contributed six tackles, one tackle for loss and one interception. He sealed the victory with his interception in the final minute of the fourth quarter on a pass by Josh McCown, recording his second interception of 2018 and his 10th career interception.
- **Against Jacksonville (12/6)**, totaled four tackles and two passes defended on Thursday Night Football.
- **At the New York Giants (12/16)**, recorded one tackle and one pass defended.
- **Against Washington (12/22)**, credited with three tackles, one tackle for loss, one quarterback pressure and one interception for a touchdown. On the final play of the game, cornerback Malcolm Butler intercepted a Josh Johnson pass and raced 56 yards for his first career touchdown. It was the team's first interception return for a touchdown since Coty Sensabaugh recorded a pick-six at Tampa Bay on Sept. 13, 2015. Butler increased his 2018 total to three interceptions, which is the second-highest single-season total of his career.
- **Against Indianapolis (12/30)**, posted six tackles and two passes defended on Sunday Night Football.

#### Butler's Career Regular Season Statistics:

Year	Team	GP	GS	Tackle	Sack	TFL	QBP	Int	PD	FF	FR
2014	NE	11	1	14	0.0	NA	NA	0	3	0	0
2015	NE	16	16	67	0.0	NA	NA	2	15	0	0
2016	NE	16	16	63	1.0	NA	NA	4	17	1	2
2017	NE	16	15	60	1.0	NA	NA	2	12	3	0
2018	Ten	16	11	56	1.0	3	1	3	13	1	0
<b>Totals</b>		<b>75</b>	<b>59</b>	<b>260</b>	<b>3.0</b>	<b>NA</b>	<b>NA</b>	<b>11</b>	<b>60</b>	<b>5</b>	<b>2</b>

#### Butler's Career Postseason Statistics:

Year	Team	GP	GS	Tackle	Sack	TFL	QBP	Int	PD	FF	FR
2014	NE	3	0	4	0.0	NA	NA	1	3	0	0
2015	NE	2	2	12	0.0	NA	NA	0	3	0	0
2016	NE	3	3	11	0.0	NA	NA	0	1	0	0
2017	NE	3	2	10	0.0	NA	NA	0	1	0	0
<b>Totals</b>		<b>11</b>	<b>7</b>	<b>37</b>	<b>0.0</b>	<b>NA</b>	<b>NA</b>	<b>1</b>	<b>8</b>	<b>0</b>	<b>0</b>

#### Butler's Regular Season Single-Game Highs:

- Tackles** - 9 (Twice, last vs. Seattle 11/13/16)
- Interceptions** - 2 vs. N.Y. Jets (12/24/16)
- Sacks** - 1 (Twice, last vs. Buffalo 12/24/17)
- Passes Defended** - 4 vs. Cincinnati (10/16/16)
- Forced Fumble** - 1 (Five times, last vs. Philadelphia, 9/30/18)
- Fumble Recoveries** - 1 (Twice, last vs. N.Y. Jets 12/24/16)

#### Butler's Playoff Single-Game Highs:

- Tackles** - 7 at Denver (1/24/15)
- Interceptions** - 1 vs. Seattle (2/1/15)
- Interception Long** - 3 vs. Seattle (2/1/15)
- Passes Defended** - 3 vs. Seattle (2/1/15)

## #25 • CB ADOREE' JACKSON

[CLICK FOR COMPLETE BIO](#)



Cornerback **Adoree' Jackson** (5-11, 185) completed his second NFL season in 2018. He was selected by the Titans with the 18th overall pick in the first round of the 2017 NFL Draft.

In 2018, Jackson appeared in all 16 games for the second consecutive season with 13 starts. He set single-season career highs with 69 tackles and two interceptions. His 11 passes defended ranked second on the squad, and he added one quarterback pressure and three tackles for loss. He also handled the team's punt return duties, averaging 9.3 yards on 16 returns.

In 2017, Jackson was the first rookie cornerback for the team in the "Titans era" (1999–present) to record 16 starts. His 1,260 total plays (1,017 defensive snaps, 231 special teams snaps and 12 offensive snaps) ranked second in the NFL among all players behind only Arizona Cardinals safety **Tyrann Mathieu** (1,261).

Jackson's rookie defensive totals included a team-high 23 passes defended, 67 tackles, four tackles for loss, one quarterback pressures and three forced fumbles (tied for team lead). He ranked fifth in the NFL with 290 punt return yards (34 returns), ranked sixth in the NFL with a 23.1-yard kickoff return average (25 returns), and finished sixth with 868 combined kickoff return and punt return yards. He added 55 yards on five rushing attempts.

In three seasons at Southern California, Jackson appeared in 39 games with 36 starts. Although he was a starter at cornerback, he was a three-way threat, contributing as a returner and on offense. He scored 15 total touchdowns during his career in four different ways: via reception (6), interception (1), punt return (4) and kickoff return (4).

Jackson's career defensive totals with the Trojans included 139 tackles, 29 passes defended, six interceptions, six stops for loss, three fumble recoveries and two forced fumbles.

As a return specialist, Jackson notched 79 kickoff returns for 2,141 yards with four touchdowns and 46 punt returns for 578 yards with four touchdowns. He tied two NCAA records with his eight career touchdowns on kick/punt returns and nine touchdowns on all runbacks. He also set Southern California career records for kickoff returns and kickoff return yards.

As a junior in 2016, Jackson was awarded the Jim Thorpe Award as the nation's top defensive back. Additionally, he was a consensus All-American, the 2016 Pac-12 Defensive Player of the Year, a team captain and the team MVP (the first Trojan to repeat as team MVP since 2004-05), and he earned first-team All-Pac-12 honors at two different positions (defensive back and return specialist). He started all 13 games at cornerback and led the team with five interceptions, 11 passes defended and two fumble recoveries. He scored twice on kickoff returns, twice on punt returns and once on offense.

A native of East St. Louis, Ill., Jackson also made his name as a world-





class track athlete. He was a long jumper and sprinter on USC's track team in 2015 and 2016, winning the Pac-12 outdoor long jump title both years (and placing second in the Pac-12 100 meters in 2016) and earning All-American status both years after twice placing fifth in the NCAA long jump. He also placed 10th in the long jump in the U.S. Olympic Trials.

#### 2018 Highlights:

- **At Miami (9/9)**, tallied four tackles. Additionally, in the third quarter, he provided a 26-yard punt return to give the Titans offense possession at the Tennessee 49-yard line.
- **Against Houston (9/16)**, totaled eight tackles, one interception and two passes defended. In the second quarter, on a Deshaun Watson pass intended for DeAndre Hopkins in the end zone, he made a leaping grab to notch his first career interception.
- **At Jacksonville (9/23)**, posted one pass defended and a six-yard punt return before leaving the contest with a concussion in the second quarter.
- **Against Philadelphia (9/30)**, recorded four tackles.
- **At Buffalo (10/7)**, registered two tackles and an interception. In the fourth quarter, he intercepted a Josh Allen pass that was intended for wide receiver Andre Holmes. The turnover led to a field goal for the Titans.
- **Against Baltimore (10/14)**, led the secondary with eight tackles.
- **Against the Los Angeles Chargers in London (10/21)**, recorded one tackle.
- **At Dallas (11/5)**, tallied four tackles on Monday Night Football. He added three punt returns for 11 yards.
- **Against New England (11/11)**, posted five tackles, one tackle for loss and two passes defended. He also totaled 42 yards on three punt returns (14.0 avg.).
- **At Indianapolis (11/18)**, totaled seven tackles.
- **At Houston (11/26)**, recorded three tackles on Monday Night Football. He added two punt returns for 19 yards, including a 16-yard return.
- **Against the New York Jets (12/2)**, registered seven tackles.
- **Against Jacksonville (12/6)**, posted five tackles, one tackle for loss and one pass defended on Thursday Night Football.
- **At the New York Giants (12/16)**, totaled four tackles, one quarterback pressure, one tackle for loss and one pass defended. He added an eight-yard punt return.
- **Against Washington (12/22)**, registered four tackles and two passes defended. He added a 16-yard punt return in the third quarter.
- **Against Indianapolis (12/30)**, recorded three tackles and one pass defended and added 10 yards on two punt returns on Sunday Night Football.

#### Jackson's Career Regular Season Defensive Statistics:

Year	Team	GP	GS	Tackle	Sack	TFL	QBP	Int	PD	FF	FR
2017	Ten	16	16	67	0.0	4	1	0	23	3	0
2018	Ten	16	13	69	0.0	3	1	2	11	0	0
<b>Totals</b>		<b>32</b>	<b>29</b>	<b>136</b>	<b>0.0</b>	<b>7</b>	<b>2</b>	<b>2</b>	<b>34</b>	<b>3</b>	<b>0</b>

#### Jackson's Career Regular Season Punt/Kickoff Return Statistics:

Year	Team	PR	Yds	Avg	Lg	TD	KR	Yds	Avg	Lg	TD
2017	Ten	34	290	8.5	46	0	25	578	23.1	57	0
2018	Ten	16	148	9.3	26	0	0	0	0.0	0	0
<b>Totals</b>		<b>50</b>	<b>438</b>	<b>8.8</b>	<b>46</b>	<b>0</b>	<b>25</b>	<b>578</b>	<b>23.1</b>	<b>57</b>	<b>0</b>

#### Jackson's Career Postseason Defensive Statistics:

Year	Team	GP	GS	Tackle	Sack	TFL	QBP	Int	PD	FF	FR
2017	Ten	2	2	7	0.0	0	0	0	3	0	0

#### Jackson's Career Postseason Punt/Kickoff Return Statistics:

Year	Team	PR	Yds	Avg	Lg	TD	KR	Yds	Avg	Lg	TD
2017	Ten	4	18	4.5	13	0	6	126	21.0	25	0

#### Jackson's NFL Regular Season Single-Game Highs:

- Tackles** - 9 at Pittsburgh (11/16/17)
- Interceptions** - 1 (Twice, last at Buffalo, 10/7/18)
- Pass Defended** - 4 vs. Baltimore (11/5/17)
- Punt returns** - 5 vs. Seattle (9/24/17)
- Punt return yards** - 55 at Jacksonville (9/17/17)
- Long punt return** - 46 at Jacksonville (9/17/17)
- Kickoff returns** - 5 at Pittsburgh (11/16/17)
- Kickoff return yards** - 109 vs. L.A. Rams (12/24/17)
- Long kickoff return** - 57 vs. L.A. Rams (12/24/17)

#### Jackson's NFL Playoff Single-Game Highs:

- Tackles** - 4 at Kansas City (1/6/18)
- Pass Defended** - 2 at New England (1/13/18)
- Punt returns** - 3 at Kansas City (1/6/18)
- Punt return yards** - 18 at Kansas City (1/6/18)
- Long punt return** - 13 at Kansas City (1/6/18)
- Kickoff returns** - 4 at New England (1/13/18)
- Kickoff return yards** - 83 at New England (1/13/18)
- Long kickoff return** - 25 at New England (1/13/18)

## MOST TOTAL SNAPS IN 2017

Cornerback **Adoree' Jackson** was on the field more than any other Titans player and almost more than every other NFL player in 2017. He was the first rookie cornerback for the team in the "Titans era" (1999–present) to start all 16 games in the regular season, and he and Buffalo's **Tre'Davious White** were only NFL rookie cornerbacks to record 16 starts in 2017.

Jackson played 1,017 defensive snaps while also serving as the team's primary returner and even lining up on offense occasionally. His 231 special teams snaps and 12 offensive snaps brought his season total to 1,260 total plays.

The only NFL player in 2017 to participate in more plays than Jackson was Arizona Cardinals safety **Tyrann Mathieu**, who recorded 1,261 snaps—1,046 on defense and 215 on special teams. The next-closest rookie behind Jackson was New York Jets safety **Jamal Adams**, who was on the field for 1,205 total plays.

Second-year safety **Kevin Byard** ranked second on the Titans with 1,153 total snaps in 2017.

#### NFL players with the most total snaps in 2017\*:

Player	Team	Pos	Off Snaps	Def Snaps	SpT Snaps	Total Snaps*
1. Tyrann Mathieu	Ari	S	0	1,046	215	1,261
2. Adoree' Jackson	Ten	CB	12	1,017	231	1,260
3. Demario Davis	NYJ	LB	0	1,110	116	1,226
Shaquille Mason	NE	OL	1,133	0	93	1,226
5. Joe Thuney	NE	OL	1,131	0	91	1,222
6. Joe Schobert	Cle	LB	0	1,065	142	1,207
7. Jamal Adams	NYJ	S	0	1,094	111	1,205
8. Nate Solder	NE	OT	1,112	0	92	1,204
9. Robert Alford	Atl	CB	1	1,038	162	1,201
10. Eddie Jackson	Chi	DB	0	1,054	130	1,184

\* Does not include plays nullified by penalties

## #26 • CB LOGAN RYAN

#### [CLICK FOR COMPLETE BIO](#)



Cornerback **Logan Ryan** (5-11, 195) completed his sixth NFL season and his second campaign with the Titans in 2018. He was signed by the Titans as an unrestricted free agent on March 11, 2017.

Ryan's 2018 season came to an early conclusion after he suffered a season-ending leg injury on Dec. 16 at the New York Giants. He was placed on injured reserve two days later. Prior to the injury, he played and started in 14 games and collected 85 tackles, a career-high four sacks, one tackle for loss, one quarterback pressure and eight passes defended. At the time of his injury, his four sacks were tied (Minnesota's **Mackensie Alexander**) for the NFL lead among cornerbacks.

Ryan set a career high in 2017 with 15 starts during the regular season and totaled 73 tackles, 14 passes defended, two quarterback pressures, two tackles for loss and one forced fumble. He added 12 tackles, one pass defended and one tackle for loss in two postseason starts.

Ryan spent his first four NFL seasons in New England, where he was a contributor to two Super Bowl titles. He played in 64 games with the Patriots, including 40 starts, and totaled 13 interceptions, 41 passes defended, 251 tackles, two sacks and three forced fumbles. His 13 interceptions from 2013–2016 ranked seventh among NFL corners.

In 2016, Ryan led the Patriots in tackles (92), also adding two interceptions, 11 passes defended and one sack as part of a defense that was ranked first in points allowed and eighth in yards allowed.



In 2013, he played all 16 regular season games with seven starts as a rookie. He led all NFL rookies and tied for the AFC lead with a career-high five interceptions.

A native of Voorhees, N.J., Ryan was a third-round pick by the Patriots in the 2013 NFL Draft following a four-year career at Rutgers. As a cornerback for the Scarlet Knights, he started 27 games and earned All-Big East honors as a junior and senior.

#### 2018 Highlights:

- **At Miami (9/9)**, recorded seven tackles.
- **Against Houston (9/16)**, totaled seven tackles and one sack. In the first quarter, he blitzed and took down Deshaun Watson for a seven-yard loss to record his first sack in a Titans uniform (3.5 career sacks).
- **At Jacksonville (9/23)**, led the secondary with nine tackles.
- **Against Philadelphia (9/30)**, posted two tackles and one pass defended.
- **At Buffalo (10/7)**, registered five tackles, including one tackle for loss.
- **Against Baltimore (10/14)**, tallied seven tackles and one pass defended. On a pass from Joe Flacco that was intended for wide receiver Willie Snead IV, he battled with Snead to tip the ball into the air, and Kevin Byard came down with an interception.
- **Against the Los Angeles Chargers in London (10/21)**, totaled six tackles and a team-high two passes defended.
- **At Dallas (11/5)**, totaled five tackles and one quarterback pressure on Monday Night Football.
- **Against New England (11/11)**, registered seven tackles, one sack and one pass defended. On the final play of the first half, he dropped Tom Brady for a seven-yard loss. His two sacks in 2018 set a career high. In the fourth quarter, with the Patriots facing a fourth down and six yards to go, he batted down Tom Brady's pass to wide receiver Julian Edelman to end a New England possession.
- **At Indianapolis (11/18)**, posted three tackles.
- **At Houston (11/26)**, led the defense with nine tackles on Monday Night Football.
- **Against the New York Jets (12/2)**, recorded six tackles and one pass defended.
- **Against Jacksonville (12/6)**, led the defense with nine tackles, including a sack, on Thursday Night Football. In the fourth quarter, he ended a Jaguars drive with a 14-yard sack on a fourth-and-nine play, increasing his career-high total to three sacks in 2018.
- **At the New York Giants (12/16)**, contributed three tackles, one sack and two passes defended before leaving the contest early in the fourth quarter with a leg injury. In the second quarter, he sacked Eli Manning for a four-yard loss, increasing his career-high total to four sacks in 2018. He recorded a sack in two consecutive games for the first time in his career.
- He was placed on injured reserve on Dec. 18 with a leg injury.

#### Ryan's Career Regular Season Statistics:

Year	Team	GP	GS	Tackle	Sack	TFL	QBP	Int	PD	FF	FR
2013	NE	16	7	41	1.5	NA	NA	5	10	1	0
2014	NE	16	6	36	0.0	NA	NA	2	6	1	0
2015	NE	16	14	82	0.0	NA	NA	4	14	0	0
2016	NE	16	13	92	1.0	NA	NA	2	11	1	0
2017	Ten	15	15	73	0.0	2	2	0	14	1	0
2018	Ten	14	14	85	4.0	1	1	0	8	0	0
<b>Totals</b>		<b>93</b>	<b>69</b>	<b>409</b>	<b>6.5</b>	<b>NA</b>	<b>NA</b>	<b>13</b>	<b>63</b>	<b>4</b>	<b>0</b>

#### Ryan's Career Postseason Statistics:

Year	Team	GP	GS	Tackle	Sack	TFL	QBP	Int	PD	FF	FR
2013	NE	2	0	12	0.0	NA	NA	0	0	0	0
2014	NE	3	0	4	0.0	NA	NA	0	1	1	0
2015	NE	2	2	14	0.0	NA	NA	0	1	0	0
2016	NE	3	3	22	1.0	NA	NA	1	4	0	0
2017	Ten	2	2	10	0.0	1	0	0	1	0	0
<b>Totals</b>		<b>12</b>	<b>7</b>	<b>62</b>	<b>1.0</b>	<b>NA</b>	<b>NA</b>	<b>1</b>	<b>7</b>	<b>1</b>	<b>0</b>

#### Ryan's Regular Season Single-Game Highs:


**Tackles** - 17 vs. Buffalo (10/2/16)  
**Interceptions** - 2 at Baltimore (12/22/13)  
**Interception Long** - 79t at N.Y. Jets (10/20/13)  
**Sacks** - 1.5 vs. Miami (10/27/13)  
**Passes Defended** - 4 at Denver (11/29/15)  
**Forced Fumble** - 1 (Four times, last vs. Oakland, 9/10/17)

#### Ryan's Playoff Single-Game Highs:

**Tackles** - 9 (Three times, last at New England, 1/13/18)  
**Interceptions** - 1 vs. Houston (1/14/17)  
**Interception Long** - 23 vs. Houston (1/14/17)  
**Sacks** - 1 (Twice, last vs. Houston, 9/16/18)  
**Passes Defended** - 3 vs. Houston (1/14/17)  
**Forced Fumble** - 1 vs. Baltimore (1/10/14)

## #36 • CB LESHAWN SIMS

#### CLICK FOR COMPLETE BIO



Cornerback **LeShaun Sims** (6-0, 203) completed his third NFL season in 2018. He was selected by the Titans in the fifth round (157th overall) of the 2016 NFL Draft. The Titans traded up in the fifth round of the draft to secure Sims, dealing sixth-round choices in 2016 and 2017 to the Denver Broncos and getting a fifth-rounder (Reed) and a seventh-round pick in return.

Sims played in all 16 games in 2018 with a pair of starts. His totals included 21 tackles, one quarterback pressure, one tackle for loss and six stops on special teams.

Sims' second NFL season came to a premature end. He was placed on injured reserve on Dec. 22, 2017 after suffering a hamstring injury during the practice week. His season totals included 33 tackles, one tackle for loss, one interception, five passes defended, one forced fumble and seven special teams tackles in 13 games (five starts).

As a rookie, Sims appeared in 13 games, including starts in the final two weeks of the season. He registered 18 tackles, one tackle for loss, one interception and six passes defended. He added six stops and two fumble recoveries on special teams.

In four seasons at Southern Utah, he appeared in 47 total games with 46 starts, including starts in every game during his final three seasons. His career totals included 220 tackles, eight interceptions, 27 passes defended, one forced fumble, five fumble recoveries and four tackles for loss.

In 2015, Sims was a first-team All-Big Sky performer, finishing the campaign with a pair of interceptions and 54 tackles. He helped the Thunderbirds win the conference title.

He is a native of Las Vegas, Nev.

#### 2018 Highlights:

- **At Miami (9/9)**, recorded one tackle.
- **Against Houston (9/16)**, posted a special teams tackle.
- **At Jacksonville (9/23)**, posted a tackle on defense and added a special teams stop.
- **At Houston (11/26)**, tallied five tackles on Monday Night Football.
- **Against the New York Jets (12/2)**, recorded one tackle on defense and one stop on special teams.
- **Against Jacksonville (12/6)**, posted one tackle on Thursday Night Football.
- **At the New York Giants (12/16)**, registered a pair of tackles.
- **Against Washington (12/22)**, recorded his first start of the season in the nickel defense and tied his career high with six tackles. He added one quarterback pressure and one tackle for loss.
- **Against Indianapolis (12/30)**, started and posted four tackles on Sunday Night Football.



**Sims' Career Regular Season Statistics:**

Year	GP	GS	Tackle	Sack	TFL	QBP	Int	PD	FF	FR
2016	13	2	18	0.0	1	0	1	6	0	0
2017	13	5	33	0.0	1	0	1	5	1	0
2018	16	2	21	0.0	1	1	0	0	0	0
<b>Totals</b>	<b>42</b>	<b>9</b>	<b>72</b>	<b>0.0</b>	<b>3</b>	<b>1</b>	<b>2</b>	<b>11</b>	<b>1</b>	<b>0</b>

**Sims' Regular Season Single-Game Highs:****Tackles** - 6 (Twice, last vs. Washington, 12/22/18)**Interceptions** - 1 (Twice, last vs. Houston, 12/3/17)**Passes Defensed** - 2 (Three times, last vs. Seattle, 9/24/17)**MORE TITANS CORNERBACKS****20 - CB KENNETH DURDEN (6-1, 180, 1st Year, Youngstown State)**

➤ **Kenneth Durden** was signed by the Titans as a free agent on Aug. 11, 2018. He spent a total of 10 games on the 53-man roster before serving on the practice squad for two games. He was promoted back to the 53-man roster on Dec. 18.

➤ He appeared in five total games as a reserve in 2018.

➤ Durden was originally signed by the Oakland Raiders as an undrafted free agent following the 2016 NFL Draft and spent the entire season on their practice squad. He spent four weeks of the 2017 season on the Titans practice squad and spent one month of the 2018 offseason with the New York Giants.

➤ A native of Valdosta, Ga., Durden ended his college career with two seasons at Youngstown State after spending his first two collegiate seasons at South Florida.

➤ During his 30-game college career, Durden started 11 games and recorded 64 tackles, two interceptions, 11 passes defensed, one forced fumble and one fumble recovery.

**2018 Highlights:**

➤ **At Miami (9/9)**, made his NFL regular season debut.

**46 - CB JOSHUA KALU (6-0, 203, Rookie, Nebraska)**

➤ **Joshua Kalu** was originally signed by the Titans as an undrafted free agent on May 11, 2018. He spent the first 11 games of his rookie season on the practice squad before being elevated to the 53-man roster on Dec. 1, 2018.

➤ He totaled four tackles on special teams in five games in 2018.

➤ Kalu played in 48 games with 37 starts at cornerback and safety over four seasons at Nebraska. He totaled 215 tackles, two sacks, 27 passes defensed, seven interceptions for 78 yards and a score, three forced fumbles and one fumble recovery. His 27 passes defensed tied for seventh in Cornhusker history. His 215 career tackles ranked fifth all-time among Nebraska defensive backs and among the top 30 overall tacklers in Cornhusker history.

➤ As a senior in 2017, Kalu started nine games at safety and missed three contests due to injury. He finished with 47 tackles, two interceptions for 32 yards, six passes defensed and one forced fumble. He was named to the Academic All-Big Ten list.

➤ He is a native of Houston, Texas.

**2018 Highlights:**

➤ **Against the New York Jets (12/2)**, made his NFL debut on special teams.

➤ **Against Jacksonville (12/6)**, contributed his first career special teams tackle on Thursday Night Football.

**23 - CB TYE SMITH (6-0, 195, 3rd Year, Towson)**

➤ **Tye Smith** was signed by the Titans as a free agent during the 2017 offseason.

➤ He was placed on injured reserve on July 31 after suffering an injury during training camp.

➤ In 2017, he appeared in 15 games with one start during the regular season and registered one interception, 11 tackles on defense and eight stops on special teams. In the playoffs, he started both games and contributed five tackles and one pass defensed.

➤ The 6-foot, 195-pounder spent the 2016 season as a member of the Seattle Seahawks and Washington Redskins practice squads.

➤ The Raleigh, N.C., native was originally selected by the Seattle Seahawks in the fifth round (170th overall) of the 2015 NFL Draft. He appeared in four games as a rookie for Seattle.

➤ He played four years at Towson, where he recorded five career interceptions and earned AP FCS All-America honors.

**TITANS SAFETIES**

No.	Name	Ht	Wt	Exp	College
31	Byard, Kevin	5-11	212	3	Middle Tennessee State
29	Cruikshank, Dane	6-1	209	R	Arizona
37	Cyprien, Johnathan (IR)	6-1	211	6	Florida International
28	Lewis, Kendrick	6-0	205	8	Mississippi
41	Trawick, Brynden	6-2	225	6	Troy
24	Vaccaro, Kenny	6-0	214	6	Texas

**#31 • S KEVIN BYARD**[CLICK FOR COMPLETE BIO](#)

Safety **Kevin Byard** (5-11, 212) completed his third NFL season in 2018. He was selected by the Titans in the third round (64th overall) of the 2016 NFL Draft.

From 2017 through 2018, no NFL player had more interceptions than Byard, who had 12. His 2018 totals included a team-leading four interceptions, 10 passes defensed, 96 tackles and two sacks in 16 games (all starts). He also completed a touchdown pass on a memorable fake punt to help defeat the Houston Texans (Sept. 16).

Byard experienced a breakthrough second-year season in 2017. He was named to the Pro Bowl and earned first-team Associated Press All-Pro honors after tying Detroit's **Darius Slay** for the NFL lead with eight interceptions. He added a pair of fumble recoveries to pace the league with 10 total takeaways.

Byard's 2017 numbers also included 87 tackles, three quarterback pressures, four tackles for loss and 18 passes defensed. In two playoff starts, he led the club with 16 tackles.

As a rookie in 2016, Byard played in every game, starting the final seven contests at free safety. His 63 tackles were the most by a Titans rookie safety since **Tank Williams'** 69 tackles in 2002. Byard added one sack, three quarterback pressures, five tackles for loss (third on the team) and four passes defensed. He also ranked second on the squad with 10 special teams tackles.

During a four-year career at Middle Tennessee State University, he appeared in 49 games and notched 46 starts at safety while becoming one of the most prolific defenders in school history. He set school records with 19 career interceptions, 377 interception return yards and four interception returns for touchdowns, and he finished sixth in MTSU history with 312 career tackles. In total, he had a hand in 25 turnovers (19 interceptions, five forced fumbles and one fumble recovery) during his career and added 17 career passes defensed and five tackles for loss. He was twice named first-team All-Conference USA.

As a senior in 2015, Byard appeared in 12 games with nine starts as a permanent team captain and was named first-team All-Conference USA for the second consecutive year. He ranked fourth on the team with 66 tackles and led the squad with four interceptions and six additional pass breakups.

The Lithonia, Ga., native set a career high in college with six interceptions as a junior and forced two fumbles the same season.

**2018 Highlights:**

➤ **At Miami (9/9)**, recorded five tackles and one pass defensed.

➤ **Against Houston (9/16)**, recorded four tackles on defense and one stop on special teams. In the first quarter, with the Titans lined up in punt formation from their own 34-yard line, he lined up as the personal protector, took the snap, and then lobbed a pass to rookie defensive back Dane Cruikshank down the right sideline. Cruikshank raced to the end zone to make it a 66-yard touchdown pass. Byard became the first primarily defensive player in franchise history to record a touchdown pass. The touchdown pass was the NFL's longest by a defensive player in the Super Bowl era. The previous long was held by Los Angeles Rams defensive back Ed Meador, who had an 18-yard touchdown pass at Atlanta on Nov. 19, 1967.

➤ **At Jacksonville (9/23)**, registered two tackles.



- **Against Philadelphia (9/30)**, tied his career high with 10 tackles and added one quarterback pressure and one pass defended.
- **At Buffalo (10/7)**, posted seven tackles.
- **Against Baltimore (10/14)**, tallied one interception, five tackles, one quarterback pressure and two special teams stops. Late in the second quarter, on a pass from Joe Flacco that was intended for wide receiver Willie Snead IV, Byard made a diving interception after cornerback Logan Ryan battled with Snead to tip the ball into the air. It was Byard's ninth career interception and first in 2018.
- **Against the Los Angeles Chargers in London (10/21)**, recorded four tackles.
- **At Dallas (11/5)**, totaled five tackles and an interception. In the first quarter, he ended a Cowboys threat with an interception in the end zone. On a play from the six-yard line, Byard intercepted a pass from Dak Prescott that was intended for wide receiver Amari Cooper.
- **Against New England (11/11)**, tallied five tackles and two passes defended.
- **At Indianapolis (11/18)**, tallied eight tackles.
- **At Houston (11/26)**, notched four tackles on defense and one stop on special teams on Monday Night Football.
- **Against the New York Jets (12/2)**, totaled five tackles, one quarterback pressure and one stop on special teams.
- **Against Jacksonville (12/6)**, registered three tackles, one sack and one quarterback pressure on Thursday Night Football. He ended Jacksonville's first series with an eight-yard sack of quarterback Cody Kessler.
- **At the New York Giants (12/16)**, credited with three tackles, one sack, one interception, two passes defended and one special teams stop. In the third quarter, he ended a New York threat with his third interception of the season, picking off an Eli Manning pass that was intended for wide receiver Russell Shepard at Tennessee's 15-yard line. On the final play of the first half, he sacked Manning for a 10-yard loss, notching his second consecutive game with a sack.
- **Against Washington (12/22)**, set a career high with 16 tackles and added an interception and two passes defended. His 16 tackles tied for the eighth-highest total by a defender in the team's "Titans era" (1999–present). With less than two minutes remaining in the fourth quarter and the Titans trying to preserve a 19-16 lead, he picked off a Josh Johnson pass to give him four interceptions in 2018 and 12 career interceptions.
- **Against Indianapolis (12/30)**, registered 10 tackles.

#### Byard's Career Regular Season Statistics:

Year	GP	GS	Tackle	Sack	TFL	QBP	Int	PD	FF	FR
2016	16	7	63	1.0	5	3	0	4	0	0
2017	16	16	87	0.0	4	3	8	18	0	2
2018	16	16	96	2.0	0	4	4	10	0	0
<b>Totals</b>	<b>48</b>	<b>39</b>	<b>246</b>	<b>3.0</b>	<b>9</b>	<b>10</b>	<b>12</b>	<b>32</b>	<b>0</b>	<b>2</b>

#### Byard's Career Postseason Statistics:

Year	GP	GS	Tackle	Sack	TFL	QBP	Int	PD	FF	FR
2017	2	2	16	0.0	0	0	0	0	0	0

#### Byard's Regular Season Single-Game Highs:

**Tackles** - 16 vs. Washington (12/22/18)  
**Sacks** - 1 (Three times, last at N.Y. Giants, 12/16/18)  
**Tackles For Loss** - 2 (Twice, last at Miami, 10/8/17)  
**Interceptions** - 3 at Cleveland (10/22/17)  
**Passes Defensed** - 3 (Twice, vs. Baltimore, 11/5/17)

#### Byard's Playoff Single-Game Highs:

**Tackles** - 10 at New England (1/13/18)

## MOST INTERCEPTIONS FROM 2017-2018

Since the beginning of the 2017 campaign, Titans safety **Kevin Byard** leads the NFL lead with 12 interceptions. Miami cornerback **Xavien Howard** (11) and Detroit cornerback **Darius Slay** (11) are tied for second place with 11 interceptions in that time period.

#### Most interceptions from 2017–2018:

Player	Position	Interceptions
1. <b>Kevin Byard</b>	<b>S</b>	<b>12</b>
2. Darius Slay	CB	11
Xavien Howard	CB	11
4. Kyle Fuller	DB	9
5. D.J. Swearinger	S	8
Duron Harmon	DB	8
Eddie Jackson	DB	8
Harrison Smith	S	8
Tre Boston	S	8
Marcus Peters	CB	8

## 2017 NFL INTERCEPTION LEADERS

Titans second-year safety **Kevin Byard** tied for the NFL lead with eight interceptions in 2017. He shared the top of the leaderboard with Detroit Lions cornerback Darius Slay.

#### Most interceptions in 2017:

Player	Team	Position	Interceptions
1. <b>Kevin Byard</b>	<b>Tennessee</b>	<b>S</b>	<b>8</b>
Darius Slay	Detroit	CB	8
3. Eric Weddle	Baltimore	S	6
A.J. Bouye	Jacksonville	CB	6
5. Micah Hyde	Buffalo	S	5
Jordan Poyer	Buffalo	S	5
Antoine Bethea	Arizona	S	5
Marcus Peters	Kansas City	CB	5
Marshon Lattimore	New Orleans	CB	5
Tre Boston	LA Chargers	S	5
Harrison Smith	Minnesota	S	5

## INTERCEPTIONS IN A SEASON, TEAM HISTORY

**Kevin Byard** recorded a team-high eight interceptions in 2017. His total tied for seventh in franchise history and was the highest by any franchise player since Oilers cornerback **Rishard Johnson** picked off eight passes in 1990.

#### Most interceptions in a season, franchise history:

Player	Season	Position	Interceptions
1. Mike Reinfeldt	1979	S	12
Fred Glick	1963	S	12
3. Miller Farr	1967	CB	10
4. Ken Houston	1971	S	9
W.K. Hicks	1965	CB	9
Jim Norton	1961	S	9
7. <b>Kevin Byard</b>	<b>2017</b>	<b>S</b>	<b>8</b>
Richard Johnson	1990	CB	8
Pete Jaquess	1964	CB	8
Jim Norton	1962	S	8
Tony Banfield	1961	CB	8



## 2017 TAKEAWAY LEADERS

**Kevin Byard** tied for the NFL interception lead in 2017. His eight interceptions matched Detroit cornerback **Darius Slay**'s total for the most in the league.

Additionally, Byard recorded two fumble recoveries on defense. His 10 total defensive takeaways were the most in the NFL.

Slay ranked second with nine takeaways, while Kansas City cornerback **Marcus Peters** tied Baltimore safety **Eric Weddle** for third place with seven takeaways.

### Most total defensive takeaways in 2017:

Player	Team	Interceptions	Def. Fumble Recoveries	Total Takeaways
1. <b>Kevin Byard</b>	Ten	8	2	10
2. <b>Darius Slay</b>	DeT	8	1	9
3. <b>Marcus Peters</b>	KC	5	2	7
<b>Eric Weddle</b>	Bal	6	1	7
5. <b>A.J. Bouye</b>	Jax	6	0	6
<b>Jordan Poyer</b>	Buf	5	1	6
<b>Casey Hayward</b>	LAC	4	2	6
<b>Tre'Davious White</b>	Buf	4	2	6
9. (14 tied)				5

## INTERCEPTIONS IN A GAME, TEAM HISTORY

With three interceptions at Cleveland on Oct. 22, 2017, safety **Kevin Byard** tied a franchise record and became the ninth player in franchise history to record three interceptions in a regular season game.

Byard became the first NFL player in 2017 to record three interceptions in a game and the first NFL player to do so since Philadelphia Eagles safety **Kurt Coleman** at Washington on Oct. 16, 2011. He was the first Titans player to record three interceptions in a game since linebacker **Keith Bulluck** accomplished the feat at New Orleans on Monday night, Sept. 24, 2007.

### Most interceptions in a game, franchise history:

Player (Pos)	Date	Opp	Int	Yds	Avg	TD
1. <b>Kevin Byard (S)</b>	10/22/17	Cle	3	60	20.0	0
<b>Keith Bulluck (LB)</b>	9/24/07	NO	3	51	17.0	0
<b>Samari Rolle (CB)</b>	12/26/99	Jac	3	66	22.0	0
<b>Marcus Robertson (S)</b>	11/21/93	Cle	3	69	23.0	0
<b>Willie Alexander (CB)</b>	11/14/71	Oak	3	40	13.3	0
<b>Ken Houston (S)</b>	10/24/71	Pit	3	28	9.3	0
<b>Miller Farr (CB)</b>	10/15/67	NYJ	3	128	42.7	1
<b>W.K. Hicks (CB)</b>	10/31/65	Buf	3	50	16.7	0
<b>Jim Norton (S)</b>	12/2/62	Den	3	22	7.3	0

## PLAYERS WITH INTERCEPTION & TD PASS

In a victory over the Houston Texans on Sept. 16, 2018, **Kevin Byard** completed a 66-yard touchdown pass to defensive back **Dane Cruikshank**.

Byard became the first defensive player in franchise history to record a touchdown pass, while Cruikshank became the first defensive player in team annals to record a touchdown reception. Additionally, Byard's touchdown pass was the longest by a defensive player in the Super Bowl era. The previous long was held by Los Angeles Rams defensive back **Ed Meador**, who had an 18-yard touchdown pass at Atlanta on Nov. 19, 1967.

Byard, who tied for the NFL lead in 2017 with eight interceptions, also became only the fifth player in the Super Bowl era to throw at least one touchdown pass and record at least one career interception.

### NFL players in the Super Bowl era (1966–present) with at least one career interception and one career touchdown pass:

Player	NFL Seasons	Career Pass TDs	Career Interceptions
<b>Kevin Byard</b>	2016–2018	1	8
<b>Randy Moss</b>	1998–2012	2	1
<b>Tom Myers</b>	1972–1981	1	36
<b>Eddie Meador</b>	1966*–1970	1	26
<b>Paul Krause</b>	1966*–1979	1	63

\* Meador played from 1959–1970; Krause played from 1964–1979

## FIVE INTERCEPTIONS IN TWO GAMES

On Oct. 22, 2017 at Cleveland, Titans safety **Kevin Byard** registered three interceptions. The following game, on Nov. 5, 2017 against Baltimore, Byard tallied two interceptions to become the first player in franchise history to record five interceptions in a two-game span.

Prior to Byard, the last NFL player to accomplish the feat was Washington Redskins cornerback **DeAngelo Hall** in 2010. On Oct. 24, 2010, Hall intercepted four passes at Chicago, and seven days later at Detroit, Hall picked off another pass.

Byard became only the fifth player since the 1970 AFL-NFL merger with five interceptions over two games. In addition to Byard and Hall, the others were Patriots cornerback **Mike Haynes** in 1976, Packers cornerback **Willie Buchanon** in 1978 and Chiefs cornerback **Albert Lewis** in 1985.

### Most interceptions in a two-game span, 1970–2017:

Player	Team	Season	Interceptions in Two Games
1. <b>Kevin Byard</b>	Ten	2017	5
<b>DeAngelo Hall</b>	Was	2010	5
<b>Albert Lewis</b>	KC	1985	5
<b>Willie Buchanon</b>	GB	1978	5
<b>Mike Haynes</b>	NE	1976	5

## #37 • S JOHNATHAN CYPRIEN

[CLICK FOR COMPLETE BIO \(PDF\)](#)

Safety **Johnathan Cyprien** (6-1, 211) completed his sixth NFL season and his second campaign with the Titans in 2018. He was signed by the Titans as an unrestricted free agent on March 10, 2017.

Cyprien suffered a knee injury during training camp on Aug. 1, 2018. As a result, he was placed on injured reserve for the 2018 campaign.

Cyprien started 10 games in 2017, missing six contests due to a hamstring injury. His season totals included 65 tackles, one sack, two quarterback pressures, one tackle for loss and one pass defended. He added 10 tackles, one tackle for loss and a team-high four passes defended in two playoff starts.

Cyprien spent the first four years of his career as a starter in the Jacksonville Jaguars secondary. In 60 games with the Jaguars—all starts—he totaled 442 tackles, and in three of his four years with the club, he finished as one of the team's top two tacklers, including 2014, when he led the team with 111 tackles. His Jaguars totals also included two sacks, two interceptions, four forced fumbles, two fumble recoveries and 15 passes defended.

In 2016, Cyprien was a part of the NFL's sixth-ranked overall defense



and its fifth-ranked pass defense. He started all 16 games for the first time in his career and posted a career-high 126 tackles, which ranked second on the team and led all NFL safeties.

A native of North Miami Beach, Fla., Cyprien was selected by the Jaguars in the second round of the 2013 NFL Draft following his career at Florida International University. He was a four-year starter for the Golden Panthers and set school records for career tackles (365) and forced fumbles (6).

#### Cyprien's Career Regular Season Statistics:

Year	Team	GP	GS	Tackle	Sack	TFL	QBP	Int	PD	FF	FR
2013	Jax	15	15	98	1.0	-	-	1	6	2	0
2014	Jax	15	15	111	0.0	-	-	0	3	0	0
2015	Jax	14	14	107	0.0	-	-	1	2	1	1
2016	Jax	16	16	126	1.0	-	-	0	4	1	1
2017	Ten	10	10	65	1.0	1	2	0	1	0	0
2018	Ten	0	0	Injured Reserve							
<b>Totals</b>		<b>70</b>	<b>70</b>	<b>507</b>	<b>3.0</b>	<b>NA</b>	<b>NA</b>	<b>2</b>	<b>16</b>	<b>4</b>	<b>2</b>

#### Cyprien's Career Postseason Statistics:

Year	Team	GP	GS	Tackle	Sack	TFL	QBP	Int	PD	FF	FR
2017	Ten	2	2	10	0.0	1	0	0	4	0	0

#### Cyprien's Regular Season Single-Game Highs:

**Tackles** - 17 at Houston (12/18/16)

**Interceptions** - 1 (Twice, last vs. Indianapolis 12/13/15)

**Sacks** - 1 (Three times, last at Arizona, 12/10/17)

**Forced Fumble** - 1 (Four times, last vs. Minnesota 12/11/16)

**Fumble Recovery** - 1 (Twice, last at San Diego 9/18/16)

**Passes Defensed** - 3 at Indianapolis (12/29/13)

#### Cyprien's Postseason Single-Game Highs:

**Tackles** - 5 (Twice, last at New England, 1/13/18)

**Passes Defensed** - 2 (Twice, last at New England, 1/13/18)

## TACKLES BY SAFETIES IN 2016

In his final season in Jacksonville, **Johnathan Cyprien** logged a career-high 126 total tackles. The figure was the highest in the NFL among safeties according to press box tackle tallies (does not take into account coaches' tackle figures).

#### Most total tackles by NFL safeties in 2016 (press box totals):

Cornerback	Team	Total Tackles
1. <b>Johnathan Cyprien</b>	<b>Jacksonville</b>	<b>126</b>
2. Landon Collins	New York Giants	125
3. Antoine Bethea	San Francisco	110
4. Keanu Neal	Atlanta	105

## #28 • S KENDRICK LEWIS

[CLICK FOR COMPLETE BIO \(PDF\)](#)

Safety **Kendrick Lewis** (6-0, 205) completed his eighth NFL season and his first campaign with the Titans in 2018. He was signed by the Titans as a free agent on May 2, 2018.

In his first season in Tennessee, he played in 13 games with three starts and contributed 28 tackles, one tackle for loss, one pass defensed and two stops on special teams.

Prior to joining the Titans, Lewis played seven total seasons in the NFL with the Kansas City Chiefs (2010-13), Houston Texans (2014) and Baltimore Ravens (2015-16). During those seven campaigns, he tallied 81 starts, 228 tackles, nine interceptions, seven forced fumbles, two fumble recoveries and two interceptions returned for touchdowns.

In 2016, Lewis played in six games for the Ravens before being placed on injured reserve. He was not on a roster in 2017.

The New Orleans, La., native was originally drafted by the Chiefs in the fifth round of the 2010 NFL Draft. He played in 53 games for the Chiefs with 50 starts and helped the club to the playoffs following the 2010 and 2013 seasons. He tallied three interceptions as a rookie and repeated the feat in his second year.

A three-year starter at Ole Miss (38 starts in 44 games), he registered six career interceptions for the Rebels and earned All-SEC honors as a senior.



#### 2018 Highlights:

➤ **At Miami (9/9), against Houston (9/16) and at Jacksonville (9/23)**, he was inactive with a foot injury.

➤ **Against Philadelphia (9/30)**, made his Titans debut and tallied four tackles. He played for the first time since he was placed on injured reserve in October 2016 as a member of the Baltimore Ravens.

➤ **At Buffalo (10/7)**, started and recorded five tackles. Filling in for Kenny Vaccaro, he notched his first start since 2015 as a member of the Baltimore Ravens.

➤ **Against Baltimore (10/14)**, started and registered six tackles.

➤ **Against the Los Angeles Chargers in London (10/21)**, started and tallied five tackles.

➤ **Against Jacksonville (12/6)**, participated in his 100th career game.

➤ **At the New York Giants (12/16)**, entered the game as a safety early in the first quarter and led the defense with eight tackles. He was also credited with one tackle for loss and one pass defensed.

➤ **Against Washington (12/22)**, posted one special teams tackle.

#### Lewis' Career Regular Season Statistics:

Year	Team	GP	GS	Tackle	Sack	TFL	QBP	Int	PD	FF	FR
2010	KC	12	10	47	0.0	1	NA	3	9	1	0
2011	KC	16	16	83	0.0	0	NA	3	11	1	1
2012	KC	9	9	26	0.0	0	NA	0	2	0	0
2013	KC	16	15	56	0.0	3	NA	1	4	0	0
2014	Hou	16	16	84	0.0	4	1	2	6	3	1
2015	Bal	15	15	60	0.0	NA	NA	0	5	1	0
2016	Bal	6	0	1	0.0	NA	NA	0	0	0	0
2018	Ten	13	3	28	0.0	1	0	0	1	0	0
<b>Totals</b>		<b>103</b>	<b>84</b>	<b>385</b>	<b>0.0</b>	<b>NA</b>	<b>NA</b>	<b>9</b>	<b>38</b>	<b>6</b>	<b>2</b>

#### Lewis' Career Postseason Statistics:

Year	Team	GP	GS	Tackle	Sack	TFL	QBP	Int	PD	FF	FR
2010	KC	1	1	4	0.0	0	NA	0	0	0	0
2013	KC	1	1	5	0.0	0	NA	0	0	0	0
<b>Totals</b>		<b>2</b>	<b>2</b>	<b>9</b>	<b>0.0</b>	<b>0</b>	<b>NA</b>	<b>0</b>	<b>0</b>	<b>0</b>	<b>0</b>

#### Lewis' Regular Season Single-Game Highs:

**Tackles** - 12 at New York Giants (9/21/14)

**Interceptions** - 2 at St. Louis (12/19/10)

**Forced Fumble** - 1 (Six times, last at Miami 12/6/15)

**Fumble Recovery** - 1 (Twice, last vs. Washington 9/7/14)

**Passes Defensed** - 2 (Six times, last vs. Jacksonville 11/15/15)

#### Lewis' Postseason Single-Game Highs:

**Tackles** - 5 at Indianapolis (1/4/14)

## #41 • S BRYNDEN TRAWICK

[CLICK FOR COMPLETE BIO \(PDF\)](#)

Safety **Brynden Trawick** (6-2, 225) completed his sixth NFL season and his second campaign with the Titans in 2018. He was signed by the Titans as an unrestricted free agent on March 11, 2017.

Trawick played in all 16 games in 2018 and finished third on the team with nine special teams tackles.

In 2017, Trawick's first season in Tennessee, he was named to the Pro Bowl as a special teams player. He played in all 16 games and led the squad with a career-high 17 special teams tackles. He tied for the team lead in the postseason with two special teams tackles in two games.

Trawick arrived in Tennessee with 53 games of NFL experience with the Baltimore Ravens (2013-2015) and Oakland Raiders (2016), primarily as a special teams standout. In addition to his 35 career special teams tackles, his totals for his first four seasons included 19 stops and one interception as a safety.

Trawick appeared in 15 regular season games and one postseason game during the 2016 season with the Oakland Raiders. Trawick led the team with 14 special teams tackles.

Trawick was originally signed by the Baltimore Ravens as an undrafted free agent following the 2013 NFL Draft.

The Marietta, Ga., native played the final two years of his college career at Troy, where he earned All-Sun Belt honors as a senior safety.





**Trawick's Career Regular Season Defensive Statistics:**

Year	Team	GP	GS	Tackle	Sack	TFL	QBP	Int	PD	FF	FR
2013	Bal	8	0	0	0.0	NA	NA	0	0	0	0
2014	Bal	14	0	3	0.0	NA	NA	0	0	0	0
2015	Bal	16	1	7	0.0	NA	NA	0	1	0	0
2016	Oak	15	0	9	0.0	NA	NA	1	1	0	0
2017	Ten	16	0	0	0.0	0	0	0	0	0	0
2018	Ten	16	0	0	0.0	0	1	0	0	0	0
<b>Totals</b>		<b>85</b>	<b>1</b>	<b>19</b>	<b>0.0</b>	<b>NA</b>	<b>NA</b>	<b>1</b>	<b>2</b>	<b>0</b>	<b>0</b>

**Trawick's Career Special Teams Tackles:**

Year	Team	Reg Season	Playoffs
2013	Bal	8	-
2014	Bal	4	0
2015	Bal	9	-
2016	Oak	14	0
2017	Ten	17	2
2018	Ten	9	-
<b>Totals</b>		<b>61</b>	<b>2</b>

**Trawick's Career Postseason Defensive Statistics:**

Year	Team	GP	GS	Tackle	Sack	TFL	QBP	Int	PD	FF	FR
2014	Bal	2	0	0	0.0	NA	NA	0	0	0	0
2016	Oak	1	0	3	0.0	NA	NA	0	0	0	0
2017	Ten	2	0	0	0.0	0	0	0	0	0	0
<b>Totals</b>		<b>5</b>	<b>0</b>	<b>3</b>	<b>0.0</b>	<b>NA</b>	<b>NA</b>	<b>0</b>	<b>0</b>	<b>0</b>	<b>0</b>

**Trawick's Regular Season Single-Game Highs:**

**Tackles** - 9 at Denver (1/1/17)

**Interceptions** - 1 at Denver (1/1/17)

**Passes Defensed** - 1 (Twice, last at Denver 1/1/17)

**Trawick's Postseason Single-Game Highs:**

**Tackles** - 3 at Houston (1/7/17)

**Special Teams Tackles** - 2 at Kansas City (1/6/18)

**#24 • S KENNY VACCARO**

[CLICK FOR COMPLETE BIO](#)

Safety **Kenny Vaccaro** (6-0, 214) completed his fifth NFL season and his first season with the Titans in 2018. He was signed as a free agent on Aug. 4, 2018.

Vaccaro recorded 13 starts in 13 games during his first year in Tennessee. He finished with 70 tackles, two sacks, three quarterback pressures, four tackles for loss, one interception and five passes defensed.

Vaccaro (6-0, 214) joined the Titans after five years as a starter with the New Orleans Saints. In 68 career games with 67 starts in New Orleans, he totaled 482 tackles, eight interceptions, 7.5 sacks, five forced fumbles and three fumble recoveries.

In 2017, Vaccaro started 12 games at strong safety and recorded three interceptions, seven passes defensed, 60 tackles, 1.5 sacks and one fumble recovery. He tallied three total interceptions in a three-game stretch from Weeks 3-6. He missed four total games due to injury, including spending the final two weeks of the campaign on injured reserve.

In 2016, Vaccaro started 11 games at strong safety and totaled 80 tackles (56 solo), one sack, six passes defensed, two forced fumbles, one fumble recovery, two interceptions and a special teams stop.

Vaccaro was named to the PFWA and Bleacher Report All-Rookie teams in 2013, and in 2014 he won the Jim Finks Good Guy Award for cooperation with the New Orleans media.

The Brownwood, Texas, native was selected by the Saints in the first round (15th overall) of the 2013 NFL Draft.

During his time at the University of Texas, Vaccaro appeared in 51 games with 32 starts and totaled 264 tackles and five interceptions. He earned first-team All-American honors as a senior and All-Big 12 first-team recognition from league coaches in each of his final two years. The versatile defender played four different positions including both safety spots for the Longhorns.

**2018 Highlights:**

➤ **At Miami (9/9)**, started and recorded an interception in his Titans debut

to go along with five tackles. He notched his ninth career interception in the fourth quarter, when he picked off a Ryan Tannehill pass that was intended for wide receiver Jakeem Grant.

➤ **Against Houston (9/16)**, ranked second on the squad with nine tackles.

➤ **At Jacksonville (9/23)**, posted six tackles, including a sack. In the third quarter, he recorded his first sack of the season, taking down Blake Bortles for a two-yard loss.

➤ **Against Philadelphia (9/30)**, registered two tackles and one quarterback pressure before leaving the game in the second quarter with an elbow injury.

➤ **At Buffalo (10/7)**, against **Baltimore (10/14)** and against the **L.A. Chargers (10/21)**, he was inactive with an elbow injury.

➤ **At Dallas (11/5)**, returned from an injury as a starter to register eight tackles, including one tackle for loss.

➤ **Against New England (11/11)**, posted six tackles, including a tackle for loss on the defense's first snap of the game.

➤ **At Indianapolis (11/18)**, notched seven tackles, including a tackle for loss.

➤ **At Houston (11/26)**, registered eight tackles, including his second sack of 2018, when he dropped Deshaun Watson for no gain in the first quarter.

➤ **Against the New York Jets (12/2)**, posted two tackles, one quarterback pressure and one pass defensed.

➤ **Against Jacksonville (12/6)**, totaled five tackles, one tackle for loss and two passes defensed on Thursday Night Football.

➤ **At the New York Giants (12/16)**, posted one tackle before exiting in the first quarter for a concussion evaluation.

➤ **Against Washington (12/22)**, tallied a pair of tackles and one quarterback pressure.

➤ **Against Indianapolis (12/30)**, tied his season high with nine tackles and added one pass defensed.

**Vaccaro's Career Regular Season Statistics:**

Year	Team	GP	GS	Tackle	Sack	TFL	QBP	Int	PD	FF	FR
2013	NO	14	14	93	1.0	NA	NA	1	6	1	0
2014	NO	15	14	113	1.0	NA	NA	2	5	0	0
2015	NO	16	16	136	3.0	NA	NA	0	5	2	1
2016	NO	11	11	80	1.0	NA	NA	2	6	2	1
2017	NO	12	12	60	1.5	NA	NA	3	7	0	1
2018	Ten	13	13	70	2.0	4	3	1	5	0	0
<b>Totals</b>		<b>81</b>	<b>80</b>	<b>552</b>	<b>9.5</b>	<b>NA</b>	<b>NA</b>	<b>9</b>	<b>34</b>	<b>5</b>	<b>3</b>

**Vaccaro's Career Postseason Statistics:**

Year	Team	GP	GS	Tackle	Sack	TFL	QBP	Int	PD	FF	FR
2013	NO	0	0								

Injured Reserve

**Vaccaro's Regular Season Single-Game Highs:**

**Tackles** - 16 (Twice, last at Houston, 11/29/15)

**Interceptions** - 1 (Nine times, last at Miami, 9/9/18)

**Sacks** - 2 vs. Jacksonville (12/27/15)

**Forced Fumble** - 1 (Five times, last at San Francisco, 11/6/16)

**Fumble Recovery** - 1 (Three times, last vs. Detroit, 10/15/17)

**Passes Defensed** - 3 vs. Detroit (10/15/17)





## MORE TITANS SAFETIES

### 29 - DB DANE CRUIKSHANK (6-1, 209, Rookie, Arizona)

➤ **Dane Cruikshank** was selected by the Titans in the fifth round (152nd overall) of the 2018 NFL Draft. The Titans traded up to select him by giving up a fifth-round pick (162nd overall) and a sixth-round pick (215th overall) to the Baltimore Ravens.

➤ As a rookie, Cruikshank appeared in 12 games and finished fourth on the team with eight special teams tackles. He added two tackles on defense, a 66-yard touchdown reception and a 39-yard kickoff return.

➤ Entering the NFL Draft, Cruikshank was coveted for his versatility, having played safety, and both inside and outside cornerback at the University of Arizona. He started all 25 games during his two seasons as a Wildcat, totaling 135 tackles, 1.5 sacks, seven tackles for loss, 17 passes defended, one forced fumble and intercepted five passes for 68 yards.

➤ As a senior in 2017, he started all 13 games after switching to spur safety from cornerback. He ranked fifth on the team with 75 tackles and also posted 1.5 sacks, 5.5 tackles for loss, eight passes defended, one forced fumble and three interceptions for 65 yards as a Wildcat. He was voted a captain by his teammates.

➤ Prior to attending Arizona, he played two seasons at Citrus College.

➤ He is a native of Chino Hills, Calif.

#### 2018 Highlights:

➤ **At Miami (9/9)**, recorded one special teams tackle in his NFL debut.

➤ **Against Houston (9/16)**, led the squad with two tackles on special teams. Additionally, in the first quarter, the Titans lined up in punt formation from their own 34-yard line, he lined up as a gunner but then caught a pass from Kevin Byard and raced 66 yards for a touchdown. Cruikshank became the first primarily defensive player in team annals to record a touchdown reception. He was named AFC Special Teams Player of the Week.

➤ **At Jacksonville (9/23)**, helped thwart a fake punt in the first quarter.

➤ **Against Baltimore (10/14)**, recorded his first two career tackles on defense.

➤ **Against the Los Angeles Chargers in London (10/21)**, led the squad with two special teams stops.

➤ **Against Indianapolis (12/30)**, returned the opening kickoff 39 yards on a reverse from Darius Jennings. He added one special teams tackle.



## TITANS SPECIALISTS

### KICKERS

No.	Name	Ht	Wt	Exp	College
3	Barnard, Austin (IR)	6-3	207	R	Samford
4	Succop, Ryan	6-2	218	10	South Carolina

### PUNTERS

No.	Name	Ht	Wt	Exp	College
6	Kern, Brett	6-2	214	11	Toledo

### RETURNERS

No.	Name	Ht	Wt	Exp	College
25	Jackson, Adoree'	5-11	185	R	Southern California
15	Jennings, Darius	5-10	180	2	Virginia

### LONG SNAPPERS

No.	Name	Ht	Wt	Exp	College
48	Brinkley, Beau	6-4	260	7	Missouri

## #48 • LS BEAU BRINKLEY

[CLICK FOR COMPLETE BIO](#)

Long snapper **Beau Brinkley** (6-4, 260) completed his seventh NFL season in 2018. He was signed by the Titans as an undrafted free agent on May 4, 2012.

In his first seven seasons, Brinkley never missed a game and handled all of the team's long snapping duties in that time period.


In 2018, he posted five special teams tackles and helped punter **Brett Kern** earn his second consecutive Pro Bowl appearance. Kicker **Ryan Succop** convert 26 of his 30 field goal attempts.

In 2017, Brinkley's efforts helped punter **Brett Kern** earn Pro Bowl and second-team Associated Press All-Pro honors while setting new franchise records for gross punting and net punting average.

In 2016, Brinkley helped **Ryan Succop** make 22 of his 24 field goal attempts, with the only misses coming from 51 and 58 yards. Succop's 91.7 percent rate ranked third in the NFL in 2016 behind only **Justin Tucker** (97.4) and **Matt Bryant** (91.9).

In 2014, he Brinkley tied for third on the team with a career-high 10 special teams tackles.

The Kearney, Mo., native spent four seasons as Missouri's long snapper after joining the team as a preferred walk-on. Appeared in 50 career games during his time at Missouri.



### Brinkley's Career Regular Season Statistics:

Year	Team	GP	GS	SpT	
				Tackles	
2012	Ten	16	0	6	
2013	Ten	16	0	6	
2014	Ten	16	0	10	
2015	Ten	16	0	7	
2016	Ten	16	0	6	
2017	Ten	16	0	2	
2018	Ten	16	0	5	
<b>NFL Totals</b>		<b>112</b>	<b>0</b>	<b>42</b>	

### Brinkley's Career Postseason Statistics:

Year	Team	GP	GS	SpT	
				Tackles	
2017	Ten	2	0	1	



## #6 • P BRETT KERN

[CLICK FOR COMPLETE BIO](#)

Punter **Brett Kern** (6-2, 214) completed his 11th NFL season and his ninth full campaign with the Titans in 2018. He was claimed off waivers by the Titans during the 2009 season.

During his time in Tennessee, Kern has placed his name at the top of most of the franchise's leaderboards at his position. At the end of the 2018 campaign, he ranked as the team's all-time career leader in gross punting average (45.8 yards) and net punting average (40.5). He punted 761 times in a Titans uniform from 2009–2018, second all-time for the franchise behind **Craig Hentrich's** 861 punts. Kern owns the top seven net punting seasons in franchise history and eight of the team's top 10 net punting seasons.

In 2018, Kern was named to the Pro Bowl for the second consecutive season. His 47.1-yard gross average ranked fifth in team history, and his 41.7-yard net average ranked second in team annals. He set a franchise record and recorded a career high with 39 of his 74 punts inside the 20-yard line. He finished the season with a career-long streak of 16 consecutive punts placed inside the 20, including every punt in the final three games of the season.

In 2017, Kern had arguably one of the best seasons by a punter in NFL history and was named to his first career Pro Bowl in addition to earning second-team Associated Press All-Pro honors. He punted 75 times for 3,728 yards with 28 punts placed inside the 20-yard line. His 44.6-yard net average broke his own team record and finished second in NFL history behind only Johnny Hekker's 46.0-yard net average in 2016. Kern's 49.7-yard gross average also broke his team mark and finished eighth in NFL history.

In 2016, Kern punted 77 times for a 44.2-yard gross average and a 38.6-yard net average. He placed 41.6 percent of his punts inside the opponent's 20-yard line (32 of 77), which ranked second in his career (42.2 in 2009).

In 2015, Kern continued his annual assault on the team's all-time punting records and accomplished a first-of-its-kind NFL feat, becoming the first punter in league history to record 80 or more punts, a net average of 40 yards, and one or zero touchbacks in a single season. His season totals included 88 punts (tied for fifth place in franchise history), a 47.4-yard gross average (second in franchise history), a 40.3 net average (third in franchise history), a career-high 34 punts inside the 20 (third in franchise history) and only one touchback (career low).

In 2014, Kern launched a career-high 88 total punts for a gross average of 46.8 yards and a net average of 40.8 yards, which broke his own single-season team record (40.4-yard net average in 2012).

Kern produced one of the best punting seasons in team history in 2012. He set franchise records with a gross punting average of 47.6 yards and a net punting average of 40.4 yards (he broke the mark in 2014).

Kern's 2011 statistics included 86 punts for a gross average of 43.6 yards. His net average of 39.4 yards set a then-career high and then-franchise record, narrowly beating out **Craig Hentrich's** previous franchise record of 39.2 net yards per punt in 1998.


Kern was claimed by the Titans off waivers from the Denver Broncos on Oct. 27, 2009. He spent the entire 2008 season and the first six games of 2009 campaign in Denver, totaling 73 punts and a 46.5-yard average in 22 games with the Broncos.

In 2008, Kern ranked fifth in the league with a 46.7-yard punting average that marked the third-best season total by a Bronco in club history. At the time, his punting average was the best in NFL history by a rookie. He was named to the All-Rookie team by Pro Football Weekly/PFWA and The Sporting News.

The Grand Island, N.Y., native was originally signed by the Broncos as a rookie free agent on April 28, 2008, following four seasons at the University of Toledo.

**2018 Highlights:**

- **At Miami (9/9)**, averaged 44.8 yards (44.5 net yards) on four punts. He placed all four punts inside the 20.
- **Against Houston (9/16)**, punted five times for a 52.2-yard gross average and a 47.2-yard net average, including a long of 62 yards. He recorded his 12th career game with at least a 52.0-yard gross average and his 11th career game with at least a 47.0-yard net average (minimum four punts).
- **At Jacksonville (9/23)**, punted six times for a 46.7-yard gross average



and a 41.5-yard net average, including three punts inside the 20.

➤ **Against Philadelphia (9/30)**, punted five times for a 50.8-yard gross average and a 38.4-yard net average, including two punts inside the 20. On consecutive attempts in the second quarter, he pinned the Eagles at their own five-yard line with a 48-yard punt and at their three-yard line with a 49-yarder. He tallied a special teams tackle in overtime. With his 142nd career game with the team, he passed former safety Michael Griffin and former quarterback Warren Moon for 17th place on the franchise's all-time career games list.

➤ **At Buffalo (10/7)**, averaged 53.0 yards and 49.0 net yards on two punts with one punt inside the 20.

➤ **Against Baltimore (10/14)**, punted nine times against the Ravens for a 41.7-yard average (36.1 net) with three punts placed inside the 20. He pinned the Ravens on their own six-yard line with a 44-yard punt in the first quarter.

➤ **Against the Los Angeles Chargers in London (10/21)**, averaged 51.5 yards (44.5 net) on two punts.

➤ **At Dallas (11/5)**, recorded one punt inside the 20 for 45 yards (38 net) on Monday Night Football. With his 146th consecutive game played with the Titans, he tied Craig Hentrich for third place on the franchise's all-time consecutive games played list.

➤ **Against New England (11/11)**, averaged 48.2 yards (42.2 net) on five punts with two punts placed inside the 20. With his 147th consecutive game in a Titans uniform, he passed Craig Hentrich (146) and tied Robert Brazile for third place on the franchise's all-time consecutive games played list.

➤ **At Indianapolis (11/18)**, averaged 49.3 yards (38.5 net) on six punts with three punts placed inside the 20. With his 148th consecutive game with the team, he passed Robert Brazile (147) for second place on the franchise's all-time consecutive games played list, trailing only Bruce Matthews (232) in Titans/Oilers history. With his 148th overall game with the franchise, he passed Brazile (147) and tied Michael Roos (148) for 11th place on the franchise's all-time games played list.

➤ **At Houston (11/26)**, punted six times for a 49.7-yard gross average and a 43.5-yard net average on Monday Night Football. His night included punts of 59 and 53 yards in the second quarter and 55 yards in the fourth quarter. With his 149th game with the Titans, he passed Michael Roos (148) for 11th place on the franchise's all-time games played list.

➤ **Against the New York Jets (12/2)**, averaged 44.3 yards (34.6 net) on six punts with one touchback, one punt inside the 20 and one punt blocked.

➤ **Against Jacksonville (12/6)**, averaged 59.0 yards (59.0 net) on two punts. He helped flip field position late in the first half with a 62-yard punt. Then, in the fourth quarter, Kern pinned the Jaguars on their own six-yard line with a 56-yard punt. With his 151st game in a Titans uniform, he tied former kicker Al Del Greco for 10th place on the team's all-time games played list.

➤ **At the New York Giants (12/16)**, punted five times for a 44.0-yard gross average and a 43.6-yard net average in rainy conditions with a kickoff temperature of 40 degrees. He pinned the Giants on their own six-yard line with a 42-yard punt in the second quarter and punted 57 yards to the Giants' 10-yard line in the fourth quarter. Kern placed all five of his punts inside New York's 20-yard line, tying for the third-highest total of his career and his most since placing five punts inside the 20 against the Houston Texans on Jan. 1, 2017.

➤ **Against Washington (12/22)**, punted four times for a 42.3-yard gross



and net average. He placed all four of his punts inside the opponent's 20-yard line, giving him a career-high 10 consecutive punts inside the 20, going back to his final punt against Jacksonville on Dec. 6. His longest previous career streak was seven consecutive punts inside the 20 from Jan. 1, 2017 to Sept. 10, 2017. With his 152nd game in a Titans uniform, he passed Benji Olson for ninth place on the team's all-time games played list.

➤ **Against Indianapolis (12/30)**, punted six times for a 45.3-yard gross average and a 45.3-yard net average. All six of his punts were placed inside the 20-yard line, marking his third career game with at least six punts inside the 20. He put three of his punts against the Colts inside the 10-yard line. Kern finished his season with a career-high 16 consecutive punts placed inside the 20, including every punt in the final three games of the season.

#### Kern's Career Regular Season Statistics:

Year	Team	GP	No	Blk	Yds	Avg	Lg	TB	In20	Net
2008	Den	16	46	0	2,150	46.7	64	4	13	37.8
2009	Den/Ten	16	64	0	2,910	45.5	67	10	27	38.5
2010	Ten	16	77	0	3,302	42.9	68	4	24	39.1
2011	Ten	16	86	0	3,747	43.6	64	7	31	39.4
2012	Ten	16	81	2	3,855	47.6	71	5	30	40.4
2013	Ten	16	78	1	3,386	43.4	63	2	32	39.7
2014	Ten	16	88	1	4,118	46.8	79	7	28	40.8
2015	Ten	16	88	0	4,175	47.4	61	1	34	40.3
2016	Ten	16	77	0	3,402	44.2	71	4	32	38.6
2017	Ten	16	75	0	3,728	49.7	74	5	28	44.6
2018	Ten	16	74	1	3,483	47.1	62	3	39	41.7
<b>Totals</b>		<b>176</b>	<b>834</b>	<b>5</b>	<b>38,256</b>	<b>45.9</b>	<b>79</b>	<b>52</b>	<b>318</b>	<b>40.2</b>

#### Kern's Career Postseason Statistics:

Year	Team	GP	No	Blk	Yds	Avg	Lg	TB	In20	Net
2017	Ten	2	10	0	447	44.7	62	0	4	41.2

#### Kern's Regular Season Single-Game Highs:

**Punts** - 10 (Twice, last at Miami, 10/8/17)

**Gross Avg.** - 56.8 vs. Seattle (9/24/17)

**Net Avg.** - 50.2 at Miami (10/8/17)

**Long Punt** - 79 vs. Indianapolis (12/28/14)

**In20** - 7 vs. Houston (12/27/15)

#### Kern's Playoff Single-Game Highs:

**Punts** - 3 at Kansas City (1/6/18)

**Gross Avg.** - 43.7 at Kansas City (1/6/18)

**Net Avg.** - 41.0 at Kansas City (1/6/18)

**Long Punt** - 57 at Kansas City (1/6/18)

**In20** - 2 at Kansas City (1/6/18)

## PERCENT INSIDE THE 20

Titans punter **Brett Kern** set a franchise record with 39 punts placed inside the opponent's 20-yard line in 2018. He ranked second in the NFL in the category, but he led the NFL for the highest percentage of his punts placed inside the 20 at 52.7 percent (39 of 74).

Kern finished the season with a career-long streak of 16 consecutive punts placed inside the 20, including every punt in the final three games of the season.

His 52.7 percent of punts placed inside the 20 was the highest percentage for the franchise from 1991–2018.

#### Highest percentage of punts placed inside the 20 in 2018:

Player	Team	Punt	In20	Pct In20
1. <b>Brett Kern</b>	<b>Tennessee</b>	<b>74</b>	<b>39</b>	<b>52.7</b>
2. Tress Way	Washington	79	41	51.9
3. Corey Bojorquez	Buffalo	45	22	48.9
4. Johnny Hekker	L.A. Rams	43	21	48.8
5. Trevor Daniel	Houston	74	36	48.6
6. Dustin Colquitt	Kansas City	45	21	46.7
7. Pat O'Donnell	Chicago	62	28	45.2
8. Sam Koch	Baltimore	60	27	45.0
9. Jordan Berry	Pittsburgh	63	28	44.4
10. Sam Martin	Detroit	74	32	43.2

## FRANCHISE CAREER PUNTING LEADERS

**Brett Kern** is the all-time career leader in Titans/Oilers history in both gross punting average and net punting average. He ranks second in team annals in career punts, behind only **Craig Hentrich** (861).

Highest career gross punting average, franchise history (minimum 250 punts):

Player	Years	Gross Avg.
1. <b>Brett Kern</b>	<b>2009-2018</b>	<b>45.8</b>
2. Greg Montgomery	1988-1993	43.6
3. Craig Hentrich	1998-2009	42.9
4. Jim Norton	1960-1968	42.1
5. Cliff Parsley	1977-1982	39.8
6. Dan Pastorini	1971-1979	39.7

Highest career net punting average, franchise history (since 1976, minimum 250 punts):

Player	Years	Net Avg.
1. <b>Brett Kern</b>	<b>2009-2018</b>	<b>40.5</b>
2. Craig Hentrich	1998-2009	37.2
3. Greg Montgomery	1988-1993	36.6
4. Cliff Parsley	1977-1982	32.3

Most career punts, franchise history:

Player	Years	Punts
1. Craig Hentrich	1998-2009	861
2. <b>Brett Kern</b>	<b>2009-2018</b>	<b>761</b>
3. Jim Norton	1960-1968	522

## NET AVERAGE IN A SEASON, TEAM HISTORY

Titans punter **Brett Kern** owns the top seven net punting seasons in franchise history and eight of the team's top 10 net punting seasons.

In 2017, he shattered his own franchise record (40.76 net average in 2014) by averaging 44.56 net yards on 75 punts.

He set the club mark for the first time in 2011 with a 39.37-yard net average, eclipsing **Craig Hentrich's** 1998 net average of 39.22 yards.

Highest single-season net punting average, franchise history:

Player	Year	Net Average
1. <b>Brett Kern</b>	<b>2017</b>	<b>44.56</b>
2. <b>Brett Kern</b>	<b>2018</b>	<b>41.69</b>
3. <b>Brett Kern</b>	<b>2014</b>	<b>40.76</b>
4. <b>Brett Kern</b>	<b>2012</b>	<b>40.36</b>
5. <b>Brett Kern</b>	<b>2015</b>	<b>40.34</b>
6. <b>Brett Kern</b>	<b>2013</b>	<b>39.70</b>
7. <b>Brett Kern</b>	<b>2011</b>	<b>39.37</b>
8. Craig Hentrich	1998	39.22
9. Greg Montgomery	1993	39.13
10. <b>Brett Kern</b>	<b>2010</b>	<b>39.06</b>

## SINGLE-SEASON GROSS AVG, TEAM HISTORY

**Brett Kern's** 2017 gross punting average broke his own franchise record. He initially set the franchise mark in 2012 by surpassing **Craig Hentrich's** 47.22-yard gross average from 1998.

Highest single-season gross punting average, franchise history:

Player	Year	Gross Average
1. <b>Brett Kern</b>	<b>2017</b>	<b>49.71</b>
2. <b>Brett Kern</b>	<b>2012</b>	<b>47.59</b>
3. <b>Brett Kern</b>	<b>2015</b>	<b>47.44</b>
4. Craig Hentrich	1998	47.22
5. <b>Brett Kern</b>	<b>2018</b>	<b>47.07</b>
6. Greg Montgomery	1992	46.92
7. <b>Brett Kern</b>	<b>2014</b>	<b>46.80</b>
8. Greg Montgomery	1993	45.59
9. Reggie Roby	1996	44.37



## SINGLE-SEASON GROSS AVG, NFL HISTORY

Titans punter **Brett Kern** led the NFL with a 49.7-yard gross punting average in 2017. His average ranked eighth in NFL history and was the highest of any player since 2012.

**Highest single-season gross punting average, NFL history (through 2017):**

Player	Year	Team	Gross Average
1. Sammy Baugh	1940	Was	51.4
2. Shane Lechler	2009	Oak	51.1
3. Andy Lee	2011	SF	50.9
4. Shane Lechler	2011	Oak	50.8
5. Brandon Fields	2012	Mia	50.2
6. Thomas Morstead	2012	NO	50.1
7. Donnie Jones	2008	StL	50.0
8. <b>Brett Kern</b>	<b>2017</b>	<b>Ten</b>	<b>49.7</b>
9. Pat McAfee	2016	Ind	49.3
10. Shane Lechler	2007	Oak	49.1

## SINGLE-SEASON NET AVG, NFL HISTORY

**Brett Kern** led the NFL with a 44.6-yard net punting average in 2017. His average ranked second in NFL history. The only better single-season net punting average in NFL history was Rams punter **Johnny Hekker's** 46.0-yard net average in 2016.

**Highest single-season net punting average, NFL history (through 2017):**

Player	Year	Team	Net Average
1. Johnny Hekker	2016	LAR	46.0
2. <b>Brett Kern</b>	<b>2017</b>	<b>Ten</b>	<b>44.6</b>
3. Johnny Hekker	2017	LAR	44.3
4. Johnny Hekker	2013	StL	44.2
5. Sam Martin	2016	Det	44.2
6. Andy Lee	2011	SF	44.0
7. Shane Lechler	2009	Oak	43.9
8. Johnny Hekker	2015	StL	43.7
9. Sam Koch	2014	Bal	43.3
10. Andy Lee	2012	SF	43.2

## 2017 NFL PUNTING LEADERS

Titans punter **Brett Kern** finished in first place on the 2017 NFL leaderboard in gross punting average and net punting average.

**Highest gross punting average in 2017:**

Player	Team	Gross Average
1. <b>Brett Kern</b>	<b>Tennessee</b>	<b>49.7</b>
2. Shane Lechler	Houston	49.0
3. Drew Kaser	LA Chargers	48.1
4. Johnny Hekker	LA Rams	47.9
5. Britton Colquitt	Cleveland	47.6
6. Marquette King	Oakland	47.4
7. Andy Lee	Arizona	47.3
8. Thomas Morstead	New Orleans	47.0
9. Pat O'Donnell	Chicago	47.0
10. Kevin Huber	Cincinnati	46.6

**Highest net punting average in 2017:**

Player	Team	Net Average
1. <b>Brett Kern</b>	<b>Tennessee</b>	<b>44.6</b>
2. Johnny Hekker	LA Rams	44.3
3. Marquette King	Oakland	42.7
4. Rigoberto Sanchez	Indianapolis	42.6
5. Michael Palardy	Carolina	42.4
6. Thomas Morstead	New Orleans	42.2
7. Justin Vogel	Green Bay	41.6
8. Chris Jones	Dallas	41.4
9. Drew Kaser	LA Chargers	41.3
10. Shane Lechler	Houston	41.3

## SINGLE-GAME NET AVERAGE, TEAM HISTORY

On Oct. 8, 2017 at Miami, **Brett Kern** punted 10 times for 549 yards with no blocks and no touchbacks, averaging 54.9 yards per attempt. The Dolphins returned seven of the punts for 47 total yards. Kern's net punting average of 50.2 set a career high and set the franchise's single-game record, topping **Greg Montgomery's** previous mark of a 49.8-yard net average against the San Diego Chargers on Sept. 19, 1993 (statistic tracked since 1976).

**In doing so, Kern became the first NFL player to punt at least 10 times and finish a game with a net punting average of at least 50 yards.**

In a three-week span, Kern recorded the highest single-game net average in team history, the 10th-highest single-game net average (48.2 against Seattle on Sept. 24) and the ninth-highest single-game net average (48.4 at Houston on Oct. 1).

**Highest single-game net punting average, since 1976 (min. 4 punts):**

Player	Date	Opp	Punt	Gross Avg	TB	In20	Net Avg
1. <b>Brett Kern</b>	<b>10/8/17</b>	<b>Mia</b>	<b>10</b>	<b>54.9</b>	<b>0</b>	<b>4</b>	<b>50.2</b>
2. Greg Montgomery	9/19/93	SD	5	57.6	1	0	49.8
3. Greg Montgomery	12/27/92	Buf	5	59.2	1	2	49.4
4. <b>Brett Kern</b>	<b>11/25/12</b>	<b>Jax</b>	<b>4</b>	<b>50.3</b>	<b>0</b>	<b>1</b>	<b>49.0</b>
5. <b>Brett Kern</b>	<b>11/9/14</b>	<b>Bal</b>	<b>8</b>	<b>51.8</b>	<b>0</b>	<b>0</b>	<b>48.8</b>
6. <b>Brett Kern</b>	<b>10/26/14</b>	<b>Hou</b>	<b>6</b>	<b>51.7</b>	<b>0</b>	<b>2</b>	<b>48.7</b>
7. <b>Brett Kern</b>	<b>9/16/12</b>	<b>SD</b>	<b>7</b>	<b>51.6</b>	<b>1</b>	<b>3</b>	<b>48.6</b>
8. Craig Hentrich	11/4/01	Jac	4	57.5	0	2	48.5
9. <b>Brett Kern</b>	<b>10/1/17</b>	<b>Hou</b>	<b>5</b>	<b>49.2</b>	<b>0</b>	<b>1</b>	<b>48.4</b>
10. <b>Brett Kern</b>	<b>9/24/17</b>	<b>Sea</b>	<b>6</b>	<b>56.8</b>	<b>1</b>	<b>2</b>	<b>48.2</b>

## SINGLE-GAME GROSS AVERAGE, TEAM HISTORY

In 2017, **Brett Kern** has recorded three of the franchise's top seven single-game gross punting averages (minimum four punts). His average against the Seattle Seahawks on Sept. 24 was 56.8 yards, good for the fourth-highest mark in franchise history. Two weeks later visiting the Miami Dolphins, his gross average was 54.9 yards, which ranks seventh (sixth at the time). On Nov. 12 against the Cincinnati Bengals, he posted a 56.5-yard average, ranking fifth in team annals.

**Highest single-game gross punting average, since 1976 (min. 4 punts):**

Player	Date	Opp	Punts	Gross Avg
1. Greg Montgomery	12/27/92	Buffalo	5	59.2
2. Greg Montgomery	09/19/93	San Diego	5	57.6
3. Craig Hentrich	11/04/01	Jacksonville	4	57.5
4. <b>Brett Kern</b>	<b>09/24/17</b>	<b>Seattle</b>	<b>6</b>	<b>56.8</b>
5. <b>Brett Kern</b>	<b>11/12/17</b>	<b>Cincinnati</b>	<b>6</b>	<b>56.5</b>
6. Craig Hentrich	11/15/98	Pittsburgh	4	55.3
7. <b>Brett Kern</b>	<b>10/08/17</b>	<b>Miami</b>	<b>10</b>	<b>54.9</b>
8. <b>Brett Kern</b>	<b>12/28/14</b>	<b>Indianapolis</b>	<b>7</b>	<b>54.7</b>
9. <b>Brett Kern</b>	<b>12/20/15</b>	<b>New England</b>	<b>5</b>	<b>54.4</b>
10. <b>Brett Kern</b>	<b>01/03/10</b>	<b>Seattle</b>	<b>4</b>	<b>53.5</b>


## MOST CONSECUTIVE GAMES, TEAM HISTORY

Titans punter **Brett Kern** concluded the 2018 season with 154 consecutive games played in a Titans uniform. His streak currently ranks second in franchise history, behind only Hall of Fame offensive lineman **Bruce Matthews** (232).

**Most consecutive games played in franchise history:**

Player	Position	Years	Consec. Games
1. Bruce Matthews	OL	1987–2001	232
2. <b>Brett Kern</b>	<b>P</b>	<b>2009–2018</b>	<b>154</b>
3. Robert Brazile	LB	1975–1984	147
4. Craig Hentrich	P	1998–2007	146
5. Rob Bironas	K	2005–2013	144
6. Keith Bulluck	LB	2000–2009	135
7. Elvin Bethea	DE	1968–1977	135
8. Gregg Bingham	LB	1973–1981	134
9. Eddie George	RB	1996–2003	128

## #4 • K RYAN SUCCOP

[CLICK FOR COMPLETE BIO](#)

Kicker **Ryan Succop** (6-2, 218) completed his 10th NFL season and his fifth campaign with the Titans in 2018. He was signed by the Titans as a free agent on Sept. 1, 2014.

The franchise's fifth all-time leading scorer and the club's all-time leader in career accuracy made 26 of his 30 field goal attempts in 2018. His 26 field goals and 106 points were the third-highest totals of his career, and his 86.7 percent success rate ranked third his career for a single season. He also converted 28 of 31 extra points and booted 45 of his 72 kickoffs for touchbacks (62.5 percent).

Succop set career highs in 2017 with 35 field goals and 42 attempts. He added 31 extra points on 33 attempts to set a career high with 136 points—a total that tied **Al Del Greco's** 1998 franchise record. Succop also booted 47 touchbacks on 80 kickoffs (58.8 percent).

During the 2017 campaign, Succop set the NFL record for most consecutive field goals made from inside 50 yards. His streak, which began in 2014, lasted 56 attempts. The previous league benchmark was 46 such kicks by Atlanta's **Matt Bryant** from 2013–2015.

In 2016, Succop made 22 of his 24 field goal attempts, with his only misses coming from 51 and 58 yards. His 91.7 percent rate was the best single-season performance of his career and the third-best percentage in franchise history (92.3 by **Rob Bironas** in 2010 and 92.3 by **Al Del Greco** in 1998). Succop's percentage ranked third in the NFL in 2016 behind only **Justin Tucker** (97.4) and **Matt Bryant** (91.9).

During his second season in Tennessee, Succop connected on 14 of his 16 field goal attempts and 29 of his 31 extra point attempts to total 71 points. His 87.5 percent success rate on field goals set a personal best and ranked as the sixth-highest figure in franchise history.

In 2014, he set a then-career high by making 86.4 percent of his field goal attempts. He was 19-of-22 and also connected on all 27 of his extra point attempts.

Succop's previous five seasons were spent with the Kansas City Chiefs, who chose him with the last pick of the 2009 NFL Draft (256th overall).

In his career with the Chiefs, he posted four 100-point seasons and made 81.0 percent (119-147) of his field goal attempts. Over his final three years there (2011-13), 52 percent of his kickoffs resulted in touchbacks, a number that ranked 11th in the NFL during that span.

In 2013, he tallied career highs for points (118) and touchbacks (47). He also posted the second-best percentage of his career for field goals made inside of 50 yards, connecting on 87.5 percent (21-24) of those attempts. During his Chiefs career, he produced five game-winning kicks.

A native of Hickory, N.C., Succop played in 50 games for the University of South Carolina Gamecocks, hitting 49 of 69 field goals (71.0%) and converting 104 of 106 PATs. His 251 points made up the second-highest total in school history.

**2018 Highlights:**

- **At Miami (9/9)**, made both of his extra point attempts and both of his field goal attempts. He became the seventh player in franchise history with 400 career points on an extra point in the fourth quarter. He connected on a 47-yard field goal in the first quarter and a 53-yarder in the fourth quarter, the latter of which tied for the second-longest field goal of career.
- **Against Houston (9/16)**, made field goals of 42 yards and 31 yards in the fourth quarter. The first field goal tied the game and the latter won the contest. With his 31-yard field goal with a minute remaining in the fourth quarter, he registered his eighth career game-winning field goal and his third game-winner as a member of the Titans.
- **At Jacksonville (9/23)**, accounted for all nine points in a Titans win. He made three of his four attempts, connecting from 39 yards in the first quarter, 36 yards in the third quarter and 28 yards with 4:06 on the clock in the fourth quarter. For the second consecutive week, he was credited with a game-winning field goal, giving him nine career game-winning field goals and four as a member of the Titans.
- **Against Philadelphia (9/30)**, connected on both of his field goal attempts (42 and 33 yards) and both of his extra point attempts.
- **At Buffalo (10/7)**, made field goals from distances of 25, 54, 39 and 50 yards. It was his 11th career game with at least four field goals and his first such performance since making four field goals at Cleveland on Oct. 22, 2017. With his 25-yard field goal in the first quarter, he reached 100 successful field goals with the Titans. As time expired in the first half, he

booted a 54-yard field goal to match his career long. It was his longest field goal in a Titans uniform and the team's longest field goal since Rob Bironas made a 55-yarder against Houston on Dec. 29, 2013. It also tied for the seventh-longest field goal in franchise history. He notched his second career game with multiple field goals of at least 50 yards, having previously accomplished the feat with the Chiefs on Oct. 2, 2011 against the Minnesota Vikings. Succop passed Earl Campbell (438 career points) for sixth place on the franchise's all-time scoring list.

➤ **Against Baltimore (10/14)**, played in his 150th career regular season game.

➤ **Against the Los Angeles Chargers in London (10/21)**, made field goals from 28 and 33 yards and missed from 51 yards.

➤ **At Dallas (11/5)**, made all four extra point attempts and missed his only field goal attempt (28 yards) on Monday Night Football. With his four points, he increased his total to 452 total points as a member of the Titans and passed Eddie George (450) for fifth place on the franchise's all-time scoring list.

➤ **Against New England (11/11)**, made both field goal attempts (33 and 31 yards) and all four extra point attempts.

➤ **At Indianapolis (11/18)**, made his only field goal attempt (42 yards) and his only extra point attempt.

➤ **At Houston (11/26)**, made his only field goal attempt (31 yards) and both extra point attempts.

➤ **Against the New York Jets (12/2)**, made both field goal attempts (24 and 33 yards) and two of three extra point attempts (one blocked).

➤ **Against Jacksonville (12/6)**, made his only field goal attempt (33 yards) and made three of his four extra point attempts. With six points, he became the 11th active NFL player to reach 1,000 career points.

➤ **At the New York Giants (12/16)**, made one of two field goal attempts (missed from 48 yards, made from 22 yards) and both extra point attempts on a rainy and windy afternoon.

➤ **Against Washington (12/22)**, on a 33-yard field goal early in the fourth quarter, he reached 100 points for the seventh time in his career and for the third consecutive year. He also booted a 42-yard field goal as time expired in the first half and an extra point in the second half.

➤ **Against Indianapolis (12/30)**, on a 38-yard field goal in the second quarter, became the fifth player in franchise history with 500 career points (502), joining Al Del Greco (1,060), Rob Bironas (1,032), George Blanda (598) and Tony Zendejas (548).

**Succop's Career Regular Season Statistics:**

Year	Team	GP	FGM	FGA	Pct	Lg	XPM	XPA	Pts
2009	KC	16	25	29	86.2	53	29	29	104
2010	KC	16	20	26	76.9	53	42	42	102
2011	KC	16	24	30	80.0	54	20	20	92
2012	KC	16	28	34	82.4	52	17	17	101
2013	KC	16	22	28	78.6	51	52	52	118
2014	Ten	16	19	22	86.4	51	27	27	84
2015	Ten	16	14	16	87.5	51	29	31	71
2016	Ten	16	22	24	91.7	53	39	41	105
2017	Ten	16	35	42	83.3	52	31	33	136
2018	Ten	16	26	30	86.7	54	28	31	106
<b>Totals</b>		<b>160</b>	<b>235</b>	<b>281</b>	<b>83.6</b>	<b>54</b>	<b>314</b>	<b>323</b>	<b>1,019</b>





**Succop's Career Postseason Statistics:**

Year	Team	GP	FGM	FGA	Pct	Lg	XPM	XPA	Pts
2010	KC	1	0	0	-	-	1	1	1
2013	KC	1	3	3	100.0	43	5	5	14
2017	Ten	2	1	1	100.0	49	3	3	6
<b>Totals</b>		<b>4</b>	<b>4</b>	<b>4</b>	<b>100.0</b>	<b>49</b>	<b>9</b>	<b>9</b>	<b>21</b>

**Succop's Regular Season Single-Game Highs:****Field Goals Made** - 6 at New Orleans (9/23/12)**Field Goal Attempts** - 6 at New Orleans (9/23/12)**Longest Field Goal** - 54 (Twice, last at Buffalo, 10/7/18)**PATs Made** - 6 (Four times, last vs. Jacksonville, 12/6/15)**PATs Attempted** - 6 (Four times, last vs. Jacksonville, 12/6/15)**Points** - 19 at New Orleans (9/23/12)**Consecutive Field Goals Made** - 22 (10/2/11–12/24/11)**Succop's Playoff Single-Game Highs:****Field Goals Made** - 3 at Indianapolis (1/4/14)**Field Goals Attempts** - 3 at Indianapolis (1/4/14)**Longest Field Goal** - 49 at Kansas City (1/6/18)**PATs Made** - 5 at Indianapolis (1/4/14)**PATs Attempted** - 5 at Indianapolis (1/4/14)**Points** - 14 at Indianapolis (1/4/14)**CONSECUTIVE FGs INSIDE 50 YARDS**

On Oct. 16, 2017, **Ryan Succop** set the NFL record for most consecutive field goals made from inside 50 yards. With a 48-yarder in the first quarter against the Colts, he made his 47th such kick. He broke the record of Atlanta Falcons kicker **Matt Bryant**, who made 46 consecutive field goals from inside 50 yards from 2013–2015.

Succop's streak ended at 56 with a missed 48-yard attempt against the Cincinnati Bengals on Nov. 12, 2017. The streak, which began on Dec. 14, 2014, spanned 43 games and nearly three calendar years.

In 2016, he broke **Al Del Greco's** franchise record of 24 consecutive made field goals from inside 50 yards, set from 1995–1996.

**Most consecutive field goals made from inside 50 yards, NFL history:**

Kicker	Team	Seasons	Consec. FGs from Inside 50 Yards
1. <b>Ryan Succop</b>	<b>Tennessee Titans</b>	<b>2014–2017</b>	<b>56</b>
2. Matt Bryant	Atlanta Falcons	2013–2015	46
3. Mike Vanderjagt	Indianapolis Colts	2002–2004	41

**Most consecutive field goals made from inside 50 yards, franchise history:**

Kicker	Season(s)	Consecutive Field Goals Inside 50 Yards
1. <b>Ryan Succop</b>	<b>2014–17</b>	<b>56</b>
2. Al Del Greco	1995–96	24
3. Al Del Greco	1998–99	20
Rob Bironas	2007–08	19
5. Rob Bironas	2010–11	18

**MOST ACCURATE IN TEAM HISTORY**

On Oct. 7, 2018, **Ryan Succop** reached 100 successful field goals with the Titans. In doing so, he hit the minimum number to qualify in the team record books for career accuracy.

Succop's success rate on field goals is the best in franchise history, topping the previous record holder, **Rob Bironas**, who made 85.7 percent (239 of 279) of his attempts with the Titans.

**Highest percentage of made field goals, franchise history (minimum 100 field goals made):**

Player	FGM	FGA	Pct.
1. <b>Ryan Succop</b>	<b>116</b>	<b>134</b>	<b>86.6</b>
2. Rob Bironas	239	279	85.7
3. Al Del Greco	246	295	83.4

**POINTS IN A SEASON, FRANCHISE HISTORY**

In 2017, **Ryan Succop** enjoyed one of the best regular seasons in franchise history by a player at his position. He made 35 of his 42 field goal attempts and 31 of his 33 extra point tries.

Succop scored 136 points, tying **Al Del Greco's** franchise record for points in a season. Del Greco scored 136 points (36 field goals, 28 extra points) to establish the team benchmark in 1998.

Succop's 136 points were a personal best as well. His previous high for a season was 118 points in 2013 with the Kansas City Chiefs.

**Most points in a season, franchise history:**

Player	Season	PAT	FG	Points
1. <b>Ryan Succop</b>	<b>2017</b>	<b>31</b>	<b>35</b>	<b>136</b>
Al Del Greco	1998	28	36	136
3. Rob Bironas	2007	28	35	133
4. Al Del Greco	1996	35	32	131
5. Rob Bironas	2008	40	29	127
6. Al Del Greco	1993	39	29	126
7. Gary Anderson	2003	42	27	123
8. Rob Bironas	2011	34	29	121
9. Rob Bironas	2009	37	27	118
Al Del Greco	2000	37	27	118

**FIELD GOALS IN A SEASON, TEAM HISTORY**

**Ryan Succop's** 35 field goals in 2017 ranked among the top totals in Titans/Oilers history. He tied Rob Bironas' 2007 total for second all-time, one short of **Al Del Greco's** mark of 36 during the 1998 campaign.

**Most field goals in a season, franchise history:**

Player	Season	FG Made	FG Att
1. Al Del Greco	1998	36	39
2. <b>Ryan Succop</b>	<b>2017</b>	<b>35</b>	<b>42</b>
Rob Bironas	2007	35	39
4. Al Del Greco	1996	32	38
5. Rob Bironas	2008	29	33
Rob Bironas	2011	29	32
Al Del Greco	1993	29	34
8. (five tied)		27	

**2017 SCORING LEADERS**

**Ryan Succop** ranked among the NFL's top scorers in 2017. He finished ninth in the league and fifth in the AFC.

**Most points scored in 2017:**

Player	Team	XPM	XPA	FGM	FGA	Pts
1. Greg Zuerlein	LA Rams	44	46	38	40	158
2. Stephen Gostkowski	New England	45	47	37	40	156
3. Robbie Gould	San Francisco	28	30	39	41	145
4. Harrison Butker	Kansas City	28	28	38	42	142
Chris Boswell	Pittsburgh	37	39	35	38	142
6. Justin Tucker	Baltimore	39	39	34	37	141
7. Wil Lutz	New Orleans	47	50	31	36	140
8. Matt Bryant	Atlanta	35	35	34	39	137
9. <b>Ryan Succop</b>	<b>Tennessee</b>	<b>31</b>	<b>33</b>	<b>35</b>	<b>42</b>	<b>136</b>
10. Kai Forbath	Minnesota	34	39	32	38	130
Matt Prater	Detroit	40	41	30	35	130

## RYAN SUCCOP'S CAREER GAME-WINNING FIELD GOALS

A game-winning field goal is defined as one that was the final score of the game and gave the kicker's team the lead at any time in the fourth quarter or overtime.

Date	Team	Opponent	Distance	Quarter
9/23/18	Tennessee	at Jacksonville	28 yards	4th Quarter
9/16/18	Tennessee	vs. Houston	31 yards	4th Quarter
10/22/17	Tennessee	at Cleveland	47 yards	Overtime
12/18/16	Tennessee	at Kansas City	53 yards	4th Quarter
9/23/12	Kansas City	at New Orleans	31 yards	Overtime
10/31/11	Kansas City	vs. San Diego	30 yards	Overtime
10/31/10	Kansas City	vs. Buffalo	35 yards	Overtime
9/19/10	Kansas City	at Cleveland	23 yards	4th Quarter
11/22/09	Kansas City	vs. Pittsburgh	22 yards	Overtime



## CONSECUTIVE FIELD GOALS

Ryan Succop began 2017 by extending his streak to 19 consecutive successful field goals, including every attempt over the final 10 games of 2016. The streak came to an end on Sept. 10.

The streak was the second-longest of his career, behind only a 22-kick streak in 2011 as a member of the Kansas City Chiefs. It also qualifies as tied for the fifth-longest streak of its kind in franchise history.

From the final three games of the 2014 campaign through the first eight games of 2015, Succop made 15 consecutive field goals to record what is now the eighth-longest streak in franchise history.

**Longest streaks of field goal attempts without a miss, franchise history:**

Kicker	Season(s)	Consecutive Field Goals
1. Rob Bironas	2011–2012	20
Rob Bironas	2010	20
Rob Bironas	2007–2008	20
Al Del Greco	1998–1999	20
5. Ryan Succop	2016–2017	19
Rob Bironas	2007	19
7. Al Del Greco	1995–1996	18
8. Ryan Succop	2017	16
9. Ryan Succop	2014–2015	15
9. Rob Bironas	2011	14
Al Del Greco	1999–2000	14

## SINGLE-SEASON FIELD GOAL PERCENT

Ryan Succop owns three of the top 10 single-season field goal percentages in franchise history. He recorded a career-best 91.7 percent rate on field goals in 2016, which finished third in team annals behind only Rob Bironas' 92.3 percent in 2010 and Al Del Greco's 92.3 percent in 1998.

In 2015, Succop made 87.5 percent of his attempts, which ranks seventh in team annals, and his 86.7 percent success rate in 2018 ranks 10th.

**Highest field goal percentage in a season, franchise history:**

Player	Season	Made	Att	Pct
1. Rob Bironas	2010	24	26	92.3
Al Del Greco	1998	36	39	92.3
3. Ryan Succop	2016	22	24	91.7
4. Rob Bironas	2011	29	32	90.6
5. Rob Bironas	2007	35	39	89.7
6. Rob Bironas	2008	29	33	87.9
7. Ryan Succop	2015	14	16	87.5
8. Gary Anderson	2003	27	31	87.1
Al Del Greco	1995	27	31	87.1
10. Ryan Succop	2018	26	30	86.7

Succop's percentage ranked third in the NFL in 2016 behind only Justin Tucker (97.4) and Matt Bryant (91.9).

**Highest field goal percentage in 2016:**

Player	Team	Made	Att	Pct
1. Justin Tucker	Bal	38	39	97.4
2. Matt Bryant	Atl	34	37	91.9
3. Ryan Succop	Ten	22	24	91.7
4. Steven Hauschka	Sea	33	37	89.2
5. Cairo Santos	KC	31	35	88.6
6. Nick Folk	NYJ	27	31	87.1
Adam Vinatieri	Ind	27	31	87.1
8. Mason Crosby	GB	26	30	86.7
9. Greg Zuerlein	LA	19	22	86.4
10. Matt Prater	Det	31	36	86.1

## MORE TITANS SPECIALISTS

### 3 - K/P AUSTIN BARNARD (6-3, 207, Rookie, Samford)

➤ Austin Barnard was signed by the Titans as an undrafted free agent on May 11, 2018.

➤ He was placed on injured reserve on Sept. 1, 2018 after a preseason in which he connected on his only two extra point attempts and punted 11 times for a 44.2-yard average (38.7 net) with four punts placed inside the 20.

➤ Barnard appeared in 38 games over four seasons at Samford and handled punting and kickoff duties.

➤ As a senior in 2017, he was named second-team All-SoCon and third-team All-American. He appeared in all 12 games and punted 54 times for 2,441 yards and a 45.2-yard average. He also tallied 67 kickoffs for 4,202 yards and a 62.7-yard average.

➤ He transferred to Samford after redshirting as a freshman in 2013 at the University of Miami (Fla.).

➤ He is a native of Fayetteville, Ga.

#### 2018 Highlights:

➤ In four preseason games, he made both of his extra point attempts and punted 1 times for a 44.2-yard average (38.7 net) with four punts placed inside the 20.





## TITANS TIDBITS: THE BEST OF TITANS OFF-THE-FIELD HIGHLIGHTS

### **LB DAREN BATES**

- In 2018, Bates and NFL defensive end Armonty Bryant opened AstroKids Gym in Austin, Texas. The facility offers children's classes and camps based upon pro-precognitive learning.
- Bates is a Memphis native and a huge Memphis Grizzlies fan.

### **WR CAMERON BATSON**

- Batson was the valedictorian of his class at Millwood (Okla.) High School, and at Texas Tech, he graduated cum laude with his accounting degree in just over three years.

### **LS BEAU BRINKLEY**

- Brinkley's father, Mike, was an All-American defensive end and long snapper at Missouri Valley College. Beau learned to long snap when he was just seven years old.
- Brinkley raced four-wheelers in the Extreme Dirt Track Racing Series while growing up in Missouri. He traveled the country competing in both motor cross and flat track competitions and won a flat track regional title in 2005.
- In June 2015, Brinkley participated in the Nashville Sports Council Golf Tournament at Gaylord Springs Golf Course. On the par-3 eighth hole, he sunk a hole-in-one to win a barrel of Jack Daniel's whiskey.

### **LB JAYON BROWN**

- Brown went to the same California high school, Long Beach Poly, as Titans teammate Jurrell Casey. Brown's older brother, Juwuan, was Jurrell's teammate there.
- Former Long Beach Poly and New England Patriots star Willie McGinest is a close friend of the Brown family.
- Brown's younger brother, Joshua, is a linebacker at the University of Arizona, and his two older brothers also played college football. Jason played linebacker at Idaho, while Juwuan was a defensive lineman at Southern Oregon.

### **CB MALCOLM BUTLER**

- Prior to securing a rookie free agent tryout with the Patriots in 2014, Butler was operating the fryolator at a Popeye's restaurant.
- In February 2017, the production company Narrative Capital acquired the rights to the story of Butler for a film tentatively titled "The Secondary."
- Following Butler's interception to seal Super Bowl XLIX, Patriots quarterback Tom Brady, who received a 2015 Chevrolet Colorado as part of his Super Bowl MVP Award, requested the truck go directly to Butler.

### **S KEVIN BYARD**

- Byard credits his mother, Artina Stanley, for much of his success. Following a divorce when Byard was in ninth grade, his mother moved with the children from Philadelphia to Atlanta. Although it was a financial struggle, Stanley worked long hours to make sure her children received what they needed. Byard claims he and his older brother "had to grow up really fast" as they helped their mother with taking care of the younger kids in the family.
- The Titans had an inside track in their scouting of Byard. Titans general manager Jon Robinson received glowing reports on Byard from his friend and MTSU recruiting coordinator Steve Ellis. When Robinson was a linebackers coach at Nicholls State, Ellis was one of his pupils, and the two remained close through the years. Additionally, Patrick Callaway, a newly-hired scouting assistant for the Titans, was Byard's high school teammate.
- Byard says his football role models are Ed Reed, Brian Dawkins and Troy Polamalu.
- Byard has three brothers and three sisters and is the second oldest of the group.

### **DT JURRELL CASEY**

- A fixture in the community, Casey was voted the 2016 Tennessee Titans Walter Payton Man of the Year. Casey is a regular at Titans community events and also serves as the spokesperson for United Way of Metropolitan Nashville. Casey and his wife, Ryann, established The Casey Fund, a non-profit dedicated to raising money for established re-entry programs, inner-city youth programs, mentoring and halfway houses. Ryann is a lawyer working in the Nashville Public Defender's Office.
- The Caseys have hosted a Thanksgiving food giveaway for 200 underprivileged families in the Nashville area.
- Casey also hosts a free youth football skills camp for linemen in his hometown of Long Beach, Calif.
- In 2017, he and his wife served as the celebrity co-chairs for Rally on the Runway, a nonprofit that empowers volunteers across the country to raise awareness and funds for childhood cancer research.
- When he was younger, family members, friends and teammates called him "Tut-Tut," a nickname he earned from his aunt as a small child because she said he walked like a turtle.
- Casey has nine brothers and sisters.
- When he was in high school, his older brother, Jurray, was convicted of first-degree murder. Despite the turmoil it caused, Jurrell credits his brother for helping him re-focus on becoming a better football player and student.
- Casey calls his mother, Collette Burns, a cafeteria worker in the Long Beach Unified School District, "the inspiration in my life" for how hard she worked to provide

for Jurrell and his siblings.

- Casey and teammate Wesley Woodyard coach a women's flag football team that is comprised of wives and significant others of Titans players.

### **LB WILL COMPTON**

- Prior to his first training camp as a rookie free agent, Compton typed out five personal goals in his iPad that he wanted to accomplish over the next five years. Although he truly never imagined being able to achieve each of the goals, he checked off all the boxes. They included playing a vital role on the Redskins, earning a starting spot, being named a captain, reaching a specific financial goal by age 27 and doing at least three speaking engagements a year despite no prior experience.

### **T JACK CONKLIN**

- After not receiving a single Division I scholarship offer, Conklin began his time at Michigan State as a preferred walk-on in 2012. He impressed enough in his redshirt season to earn a scholarship in the spring of 2013.
- At Plainwell (Mich.) High School, Conklin's head coach was his father, Darren Conklin, who once was a walk-on at Michigan under Wolverines head coach Bo Schembechler.
- His mother, Jennifer Jackson, was an All-American swimmer at the University of Michigan.
- Conklin's grandfather, Ron Jackson, was a professional baseball player. He played first base for the Chicago White Sox and Boston Red Sox.

### **OLB KAMALEI CORREA (pronounced KAH-mah-lay kor-AY-uh)**

- Correa attended Saint Louis School in Honolulu, Hawaii, where he played with Titans quarterback Marcus Mariota.
- He grew up a fan of the Green Bay Packers and says he tries to pattern his game after Packers linebacker Clay Matthews.

### **DB DANE CRUIKSHANK (last name pronounced CROOK-shank)**

- Cruikshank credits his grandparents and his mother for his success in life. "My grandparents have provided for their whole family, and they've helped everyone in the family be successful at whatever they choose to do. My mom, (Beverly Jackson, a hair stylist) she's been able to raise her kids by working hard and never taking days off. She loves us and gives us everything we need."
- Cruikshank's nickname is 'Smooove.' He wore jersey No. 2 in high school, earning the nickname '2 Smooove,' which was then shortened to Smooove.

### **QB AUSTIN DAVIS**

- Davis was a walk-on at Southern Mississippi who went on to pass Brett Favre in nearly every major statistical record.
- Davis was drafted by the Boston Red Sox in the 31st round of the 2012 MLB Draft. His brother, Bo, was drafted by the San Diego Padres, and his cousin, Jason Smith, was a nine-year MLB veteran.

### **WR COREY DAVIS**

- Davis and his six siblings survived a tough economic upbringing in Wheaton, Ill. While he has always maintained a loving relationship with his parents, Olasheni Timson and Michelle Davis, he made the decision as a high school junior to move into the home of Robin and Dan Graham, who became his legal guardians. Dan, Corey Davis' youth football coach, was an offensive lineman for the Tampa Bay Buccaneers. His son, Ryan Graham, played youth and high school football with Davis and currently plays quarterback at Northern Illinois.
- Davis' brother, Titus, played football at Central Michigan and was signed by the Chargers as a rookie free agent in 2015. Titus also spent time with the Jets and Bills before signing with the Bears during the 2017 offseason.
- One of Davis' favorite quotes is "Never die easy" by Walter Payton, who used the saying as the title to his autobiography.

### **DE MATT DICKERSON**

- Dickerson's father, Clarence, played college football at Henderson State (Ark.).
- He has a twin sister named Megan.

### **CB KENNETH DURDEN**

- Durden, who originally entered the NFL as an undrafted free agent with the Oakland Raiders in 2016, spent a month with the Titans on the practice squad in 2017. He rejoined the team during training camp in 2018, signing on Aug. 11 and making a strong enough impression to stick on the 53-man roster.
- At Lowndes High School in Valdosta, Ga., he set the school record in the triple jump as a junior with a mark of 48-6.

### **LB RASHAAN EVANS**

- Upon being drafted by Tennessee, Evans was reunited with former Crimson Tide teammate Derrick Henry. Henry phoned Evans immediately after he was selected with the 22nd pick to congratulate him.
- His nickname is 'Razor, because I cut up.'
- At Alabama, Evans shared the field with his brother, Alex, a member of the Crimson Tide spirit squad.

## TITANS TIDBITS: THE BEST OF TITANS OFF-THE-FIELD HIGHLIGHTS

- He lists his football role model as DeMarcus Ware. "I actually just met him here in Dallas," Evans said at the 2018 NFL Draft. "It was amazing. He is from Auburn too, but we never met before. It was an amazing moment."
- Growing up in rural Alabama, Evans would chase wild horses to work on improving his speed and athleticism.
- Evans' father, Alan, was a star running back at Auburn. Evans' mother, Chenavis, received four degrees from Auburn, including her doctorate. Evans' older sister was a cheerleader at Auburn, and despite the family ties including his cousins attending Auburn, Evans stuck with his gut and instead chose Alabama.

### OLB SHARIF FINCH

- Finch's father, Gregory, passed away as a result of a heart attack on July 30, 2018, while Finch was participating in his rookie training camp. It came three years after his mother, Wendy, died as a result of breast cancer. Finch wears a set of dog tags with their names and photo and an inscription that reads "everything is for you."
- He plays the piano.

### TE ANTHONY FIRKSER

- Firkser grew up playing basketball and both roller and ice hockey at elite levels and didn't begin playing football until his sophomore year of high school.
- During the 2018 offseason, Firkser prepared for and took the actuarial credential exams in hopes of potentially pursuing a post-football career as an actuary.

### RB DAVID FLUELLEN

- Fluellen's favorite personal moment in sports growing up was his first touchdown when he was eight years old. He strip-sacked the quarterback, picked up the fumble and ran it in.
- He is married to Nashville TV anchor/reporter Desiree Wiley, who works for NBC affiliate WSMV-4.
- He hosted the first annual David Fluellen Football Camp in June 2018 at his high school alma mater in New York, Lockport High School.

### QB BLAINE GABBERT

- Gabbert was invited to participate in the Elite 11 quarterback camp in the summer of 2007 where he won the camp MVP honors.
- At the age of 13, Gabbert began training at Hammer Bodies, a fitness center in Missouri, where he trained like a college and professional athlete. He trained at the same facility as NBA players David Lee as well as Tyler and Ben Hansbrough.

### LB NIGEL HARRIS

- His brother, Brandon, and his cousin, Lindsey Lamar, also played football at the University of South Florida.

### RB DERRICK HENRY

- In high school, Henry broke the 51-year-old national high school rushing record with 12,124 yards after compiling 4,261 rushing yards as a senior.
- Henry sealed an Iron Bowl victory with an epic, career-best 271 rushing yards against the Tigers. He put the Crimson Tide on his back by carrying the ball a school-record 46 times. His 271 rushing yards were 11 more yards than Auburn had in total offense (260). He ended the game with 14 consecutive rushes to run out the clock.
- His late grandmother, Gladys Henry, helped raise him and played a key inspirational role in his development. In 2018, he fulfilled a promise to her and graduated from Alabama with his bachelor's degree. He has a portrait tattoo of her on his chest.
- Gladys Henry nicknamed him "Shocka" as a baby because he "shocked the whole family" when he was born.
- Henry has been growing out his hair since he was in elementary school.

### CB ADOREE' JACKSON

- Jackson was a long jumper and sprinter on USC's track team in the springs of 2015 and 2016, winning the Pac-12 outdoor long jump title both years (and placing second in the Pac-12 100 meters in 2016) and earning All-American status both years after twice placing fifth in the NCAA long jump. He also placed 10th in the long jump during the U.S. Olympic Trials.
- Vianca Jackson, a survivor of breast cancer, served as the team's Honorary 12th Titan prior to the team's 2017 Breast Cancer Awareness Game (Oct. 16).
- Jackson is a Reese's Peanut Butter Cups enthusiast.
- His father, Chris Jackson, is the ultimate grill master and can be found at Titans home games smoking turkey legs, Cornish hams, chicken, rabbits, alligator and frog legs for a pre-game tailgate and a postgame meal for players and coaches. He makes all of his own rubs and sauces.
- Jackson, business partner James Moore and Jay Levine co-founded Kor Media Entertainment (KME), a Los Angeles-based entertainment agency under the Warner Brothers Digital umbrella. Their tagline is "Where Creatives Come to Play" and their goal is to create culture relevance for both creators and brands through interactive and labs which a focus on gaming and esports.

### WR DARIUS JENNINGS

- During the 2018 offseason, Jennings took part in the NFLPA's Externship Pro-

gram with Events DC and Under Armour.

- He helps out with "Next One Up," an organization helping inner city high school athletes in his hometown of Baltimore, Md.
- He worked as a camp counselor at his alma mater The Gilman (Md.) School, helping middle school children with classwork and activities.

### DL AUSTIN JOHNSON

- When Johnson was drafted by the Titans, he became a teammate once again of DaQuan Jones, a former Penn State defensive lineman who was drafted by the Titans in 2014. The two remained close, and Jones was among Johnson's family and friends surrounding him on draft night.
- Johnson's wife, Danika, is a former LFL MVP and is currently the general manager and head coach of the Nashville Knights football team.
- The son of Austin and Tammy Johnson, he has two older sisters, Brandi and Erika, and one younger sister, Kennedy. Kennedy was a forward on the Michigan State women's basketball team.

### C BEN JONES

- Jones switched from jersey #61 to #60 prior to his senior season at Georgia, to honor his father, Steve, a former collegiate star, who was killed in a helicopter crash when he was 10 years old.
- Jones' pregame ritual consists of walking barefoot on the field "to get a feel for the turf." The routine began before one game with his brother in high school and after enjoying success that night, it has continued ever since.
- When he was 10 years old, Jones suffered a blow to the head with a baseball bat. The impact caused a blood clot to develop on his brain and fractured his skull. The injury kept him out of all athletic activity for a year.
- In 2017, Jones established The Jones Mission Fund at The Community Foundation to provide at-risk youth with opportunities they might otherwise not have.
- During the past two offseasons, Jones and his wife, Alex, have hosted the Ben Jones Celebrity Clay Shoot. The two events raised more than \$182,000.
- Jones' brother, Clay, played baseball for the University of Alabama and then was drafted by the Detroit Tigers.

### DL DAQUAN JONES (pronounced day-QUAN)

- Jones majored in criminal justice at Penn State and spent a portion of his 2013 summer as an intern observing the Spring Township Police Department near State College.
- Jones entered the Penn State program after being rated the second-best offensive lineman in the nation during his playing days at Johnson City High School. He switched to the other side of the ball and made an immediate impact as a true freshman.
- Jones lists his father, Steve, as the most inspirational person in his life. Steve raised DaQuan as a single father and one of his father's greatest traits is that he works extremely hard in everything he does. Steve works as an executive chef at Cornell University.

### T/G DENNIS KELLY

- Kelly's brother, Tim, played football at Eastern Illinois and is currently the tight ends coach for the Houston Texans.
- Kelly's favorite football player growing up was former Titans great Jevon Kearse.
- Kelly went back to school during the 2014 offseason to earn his degree in organizational leadership from Purdue.
- Kelly is an avid professional wrestling fan that does not let the opportunity pass him by whenever a live WWE show is in town. He lists the Undertaker as the one person in the world he would like to have dinner with.

### P BRETT KERN

- Kern's father, Cal, is a former professional soccer goalie.
- Kern is an avid golfer that sports a +1 handicap. He picked the game up late in his high school years and caddied for three summers at Inverness Golf Club while in college. The course is located in Toledo, Ohio, and has hosted PGA and NCAA Championships. In 2011, Kern competed in The Vinny, a local golf fundraising tournament hosted by singers Vince Gill and Amy Grant, and finished fourth in the event.

### NT DARIUS KILGO

- Kilgo was on the practice squad of the Denver Broncos when the team won Super Bowl L, and he was on the practice squad of the New England Patriots when the team won Super Bowl LI.

### G JOSH KLINE

- Kline was a standout wrestler in high school, winning the state title as a senior and finishing with a 45-1 record that year.

### OLB HAROLD LANDRY III

- Landry could have entered the NFL Draft following his 16.5-sack junior season at Boston College. However, he chose to stay in school and received his degree in communications in December 2017.
- He and his son, Greyson, share the same June 5 birthday.



## TITANS TIDBITS: THE BEST OF TITANS OFF-THE-FIELD HIGHLIGHTS

### C/G COREY LEVIN (pronounced LEH-vin)

- Levin is the first member of his immediate family to graduate from college.
- A multi-sport athlete in high school, Levin also competed in baseball as a pitcher and third baseman.

### T TAYLOR LEWAN (pronounced leh-WAHN)

- Lewan was the originator of the 2018 Offseason Titan Games, inspired by the popular video game Fortnite. The entire 90-man roster engaged in a contest in which two-man teams could eliminate other players anywhere other than at Saint Thomas Sports Park using foam swords.
- Lewan owns a taxidermied beaver named Steve. The fedora-donning stuffed rodent, who was a gift from Lewan's wife, Taylin, makes appearances around the Titans locker room, often appearing at the locker of an unsuspecting rookie.
- Lewan chose to wear jersey number 77 at Michigan and then at the pro level because of the legacy of Wolverine tackles who have donned the number, including Jake Long and Jon Jansen.
- His father, Dave, was a defensive lineman at the University of Minnesota.
- Lewan has several tattoos, including a mustache tattooed on his right index finger and a stick figure tattooed on the outside edge of his right hand that he calls his "right-hand man."
- At the 2014 NFL Scouting Combine, Lewan ran the 40-yard dash in 4.87 seconds, beating all other offensive linemen in his class and clocking the fourth-fastest time among offensive linemen from 2010-14.

### RB DION LEWIS

- Lewis credits his parents, Leroy (former construction worker) and Linda (social worker) as the biggest influences on his career. "Growing up, they were hard on me and they made sure I stayed out of trouble," Lewis said. "That helped me out a lot later on in life."
- Lewis attended the University of Pittsburgh, but he was offered a scholarship from just two other schools, Miami (Ohio) and Tulane.

### S KENDRICK LEWIS

- Just prior to the start of his high school senior year, Lewis' family relocated to Georgia from New Orleans immediately following Hurricane Katrina.
- Lewis was initially recruited as a wide receiver out of high school. He played receiver during his first year at Ole Miss before making the switch to defense for his final three collegiate seasons.

### OLB LaTROY LEWIS

- At the University of Tennessee, Lewis was a recipient of the Aggregates USA, LLC Athletic Scholarship Fund, the Genreal Bob Neyland Endowment, and the Ragland Family Business Administration Athletic Endowment.

### DL BENNIE LOGAN

- At Louisiana State, it has become a tradition for a player who possesses a selfless attitude to don the prestigious No. 18 jersey. The tradition of the number, which has become synonymous with success both on and off the field, originated in 2003 when LSU quarterback Matt Mauck helped guide the school to its first national championship since 1958. Entering his junior season, Logan was presented with the honor by graduating LSU defensive back Brandon Taylor.
- Logan credits his grandmother, Ella Faye Bonner, and his cousin, Harry Gary, as the two biggest influences in his life. "My grandmother is my hero because when my mother passed away, she took me in and raised me from junior high to high school and even helped me through college," said Logan. "My cousin, Harry, pushed me to work hard and motivated me and stayed on me. He paid for me to go to LSU's camp and that's when I really came onto the scene. Without him helping me by paying for me to go to camp and by pushing me to work hard, I wouldn't be in the place that I am right now."

### QB MARCUS MARIOTA

- In 2016, Mariota launched of his Motiv8 Foundation, which serves the communities of Middle Tennessee, Eugene and Honolulu. The Motiv8 Foundation aims to create and support economic and educational programs and athletic activities to provide an alternative outlet for youth of troubled neighborhoods and backgrounds. The Foundation's programming centers around the tools for success that will allow more children to fully matriculate through grade-school and eventually attend college. Since its launch, the Motiv8 Foundation has awarded hundreds of thousands of dollars towards healthy lifestyle programming, and will continue to fulfill its mission through signature programs, strategic partnerships and fundraising initiatives.
- The Motiv8 Foundation puts on two full scale golf tournaments in Honolulu and Portland. It also has fed 5,000 homeless and workers in the homeless field on Oahu and Maui and additionally donated 1,000 pounds of dog food to two dog shelters on Oahu. The foundation will be hosting a job fair for homeless families and will be also donating a year supply of toiletries to more than 30 shelters across the state of Hawaii.
- Motiv8 sponsors the attendance of 1,200+ kids to a University of Hawaii game, 300+ kids to a Oregon Ducks game and more than a 100 kids to a Tennessee Titans game.
- Motiv8 also continues to be a major player in high school football in the state of

Hawaii with is presenting sponsorship of the nationally televised Polynesian Bowl, Hawaii High School all-star game - Life Champions Bowl and the scholarship generating GPA Showcase Hawaii.

- In 2018, the Motiv8 Foundation launched the Ardel Deppe Community Football Coach Award. The award recognizes three Hawaii football coaches (one top winner) from any level of play who best exemplify Marcus' grandfather's spirit of going the extra mile and giving back to the community.
- He is the oldest son of Toa and Alana Mariota. His younger brother, Matthew, is a tight end at Oregon.
- Mariota credits much of his athletic success to playing soccer in his youth. By the time he was eight years old, he was wearing a soccer jersey with the number 8, and he has kept the jersey number ever since then.

### T TYLER MARZ (pronounced MARE-its)

- Marz has previously worked with Kids Against Hunger.

### OLB DERRICK MORGAN

- With help from his wife, Chef Charity Morgan (chefcharitymorgan.com; @chefcharitymorgan on Instagram), Derrick sparked a change in many of his teammates that they credit with maximizing their energy and athleticism. After he transitioned to a vegan diet, several teammates followed—particularly on defense—and as of 2017 there were more than 10 Titans players on plant-based diets.
- Morgan is a 2016 graduate of the University of Miami's Executive MBA for Artists and Athletes program.
- As an angel investor, Morgan supports startup businesses he believes in by providing funding in exchange for equity.
- Morgan's entrepreneurial and community interests coalesced with his co-founding of Huddle Ventures, which he launched "to address challenges facing minority entrepreneurs by providing access to influencers in order to design smarter pathways to growing and sustaining wealth." Morgan and his company sent 100 students to South by Southwest in 2017 to help them pursue jobs with tech firms.
- During the 2017 offseason, Morgan hosted his All Pro 2.0 Football and Tech Camp in Nashville, during which participants were "introduced to a new world of imagination and creativity through football and STEM based learning using professional-grade technology and methods that your typical football camp will not have."
- Morgan helped deliver his daughter at home in April 2015.

### OLB BRIAN ORAKPO

- Orakpo annually hosts The Brian Orakpo Leukemia Golf Classic to raise money for the National Capital Area Chapter of the Leukemia and Lymphoma Society.
- Orakpo is a good friend with former Titans safety Michael Griffin. The two played together for three seasons at the University of Texas and Griffin was an integral part in helping recruit Orakpo to Nashville.
- In 2018, Orakpo and Griffin opened a Gigi's Cupcakes shop in Bee Cave, Texas which is located just outside of Austin. The teammates were very hands-on leading up to the grand opening. They had their own two-a-day trainings, which involved working from 6:00 a.m. to 8:00 p.m. for three consecutive weeks while learning how to open the shop, bake and decorate cupcakes, be the cashier and close the shop. Orakpo and Griffin plan for this to be the first of several business ventures they pursue.

### G/T KEVIN PAMPHILE (pronounced POM-feel)

- Pamphile has been active in sending school supplies and hygiene kits to students in his parents' homeland of Haiti. In February of 2017, he made his first trip to Haiti to donate goods and spend time with children and families battling challenging circumstances.
- In July 2017, Pamphile returned to Haiti to host a youth football camp for about 250 children.
- For his work in the Tampa area and in Haiti, Pamphile was the Buccaneers' 2016 winner of the Ed Block Courage Award.

### OL AUSTIN PASZTOR

- Pasztor moved to the United States from Canada as a high school senior to attend Fork Union (Fa.) Military Academy.

### TE MyCOLE PRUITT

- Pruitt graduated from Southern Illinois University in December 2014 with a degree in industrial technology.

### CB LOGAN RYAN

- Logan and his wife, Ashley, are the founders of The Ryan Animal Rescue Foundation (ryananimalrescue.org). RARF works with animal welfare organizations to promote adoption and provide grants and educational opportunities. Every month on the 26th—the day corresponding to his jersey number—he posts a photo on social media with a dog that is in need of adoption along with the hashtag #ryans-monthlyrescue.
- During Super Bowl weekend in February 2018, RARF partnered with Animal Planet in the first-ever Dog Bowl, which featured adoptable adult and senior dogs.
- During the 2018 offseason, Ryan spent some time working with former running back Eddie George and George's long-time boxing coach.

## TITANS TIDBITS

- During the 2017 and 2018 offseasons, Ryan and N.Y. Giants cornerback Eli Apple funded and hosted their #ThursdayNightLights Football Camp at Eastern High School in Voorhees, N.J.
- In June 2017, Ryan surprised his big brother, Jordan, by paying off his student loans for his 29th birthday. Logan cut a check for \$82,000 to the American Education Services to cover Jordan's loans from earning his engineering degree from Drexel University.
- When Ryan decided to leave Rutgers and enter the NFL Draft after his redshirt junior season in 2012, he made a promise to his parents that after his rookie year, he would return to school and earn his degree. Ryan kept his promise and graduated in the spring of 2014 with a degree in labor relations and a minor in psychology.

### WR TAJAÉ SHARPE

- Sharpe's grandmother, Cozy Little, is a breast cancer survivor who was initially diagnosed in 2001. She was honored as the 12th Titan prior to a 2016 home game against the Cleveland Browns in conjunction with the team's Breast Cancer Awareness Month efforts.
- Sharpe was so excited to get into football mode that he brought his own football to the first day of the Titans rookie minicamp. He says he usually goes to sleep with it and carries one around as much as he can, just because
- Sharpe's family members nicknamed him "Show," short for "Showtime."

### CB LeSHAUN SIMS

- He was commonly referred to as "Swis" in college because for his first college game the name on the back of his jersey was upside down. The nickname stuck, but some Titans teammates refer to him now as "Mouse" due to his quiet nature.
- Prior to Sims, no prior student-athlete from Andre Agassi Prep in Las Vegas, Nev., had ever earned an athletic scholarship. When he was a high school freshman, the Stars played eight-man football in the public charter school's first year with a football team. They moved to 11-man football during his sophomore year, and by his senior season, the team won a league title.

### TE JONNU SMITH (pronounced JAH-new)

- Smith credits his mother, Karen, for his successes. Jonnu's father passed away as a result of a tow truck accident when he was four years old and his mother raised all six children by herself.
- Smith endured a lot of challenges as a youngster in Philadelphia and after his brother was arrested and one of his friends was killed on the streets, a decision needed to be made. His family didn't have the financial means to just uproot, so for his own safety Jonnu moved in with his mother's sister and brother-in-law, Darla and Mike Kirkland, in Ocala, Fla. He started playing high school football and even though he was far from a touted recruit, he earned a scholarship to Florida International where his play took off.
- Smith's best friend Willie "Quasim" Jefferson tragically died from a gun shot in October 2016. Jonnu gave his son the middle name Quasim in honor of him.

### G QUINTON SPAIN

- Spain has hosted a Football Skills Camp the last three years in his hometown of Petersburg, Va. During his camp on July 1, 2017, Petersburg Mayor Sam Parham gave Spain a proclamation and officially declared it Quinton Spain Day.

### G AARON STINNIE

- Stinnie did not play organized football until his junior year of high school, focusing on basketball until that point. At James Madison University, he spent his redshirt season and the following year as a defensive lineman before switching to offensive line.
- His father, Phil, played forward for the Virginia Commonwealth University basketball team and finished seventh on the school's career scoring list.
- He went to the same high school, St. Anne's-Belfield School in Charlottesville, Va., as NFL players Chris and Kyle Long.

### TE LUKE STOCKER

- Stocker played in the 2010 Music City Bowl and in the process set a Tennessee record for position players by competing in all 52 games of his collegiate career.
- He is an avid bass fisherman and has participated in several small, local fishing tournaments. His goal is to be on the professional circuit after his NFL playing career is finished.

### K RYAN SUCCOP (pronounced SUCK-up)

- Succop was given the title "Mr. Irrelevant" after being selected with the final pick (256th overall) of the 2009 NFL Draft.
- Succop is an avid golfer that sports a +2.2 handicap. He has played prestigious golf courses like Pine Valley, Silverleaf and Pinehurst.
- Succop caddied for his friend, Wesley Bryan, at the 2016 Nashville Golf Open, a Web.com event at Nashville Golf & Athletic Club. Succop and Bryan went to school together at the University of South Carolina.
- Succop registered 104 career goals and was a four-time all-conference and two-time all-state soccer selection at Hickory (N.C.) High School.
- Succop handled both the kicking and punting duties during his sophomore and junior seasons at South Carolina.

### WR TAYWAN TAYLOR (pronounced TAY-wahn)

- Taylor's football life has taken him south on Interstate 65. A native of Louisville, which is approximately a three-hour drive from Nashville, he attended Western Kentucky University in Bowling Green, Ky., a one-hour commute from Nashville on the same highway.
- Taylor lists his football role model as Randy Moss.

### S BRYNDEN TRAWICK (pronounced TRAH-wick)

- Trawick's father, George, was the head basketball coach at DeVry University in the early 1990s. He coached in the highest-scoring men's basketball game in NCAA history, regardless of division classification. On Jan. 12, 1992, Troy State University defeated DeVry 258-141 in a game that is considered to have established several unbreakable records.

### S KENNY VACCARO

- In 2014, Vaccaro won the Jim Finks Good Guy Award for his cooperation with New Orleans media.
- Vaccaro's uncle, A.J. Johnson, played for the Washington Redskins (1989-94) and helped the team win Super Bowl XXVI. He also played a season with the San Diego Chargers (1995).
- His younger brother, Kevin, also played at Texas.

### TE DELANIE WALKER

- Walker was named the Tennessee Titans Community Man of the Year in 2013 and 2015, due in large part to his tireless work with Mothers Against Drunk Driving. He teamed with MADD to help raise awareness of the dangers of drinking and driving after losing his aunt and uncle in a horrific accident near New Orleans after Super Bowl XLVII. The morning after San Francisco's loss to Baltimore at the Superdome, an alleged drunk driver killed Alice and Bryan Young only hours after Walker hugged Alice and Bryan at the team's postgame party. In addition to his work with MADD, Walker is an ambassador with the Tennessee Governor's Highway Safety Office's "Booze It and Lose It" campaign.
- In 2014, Walker established the Delanie Walker Gives Back Foundation (delaniewalker.org) to provide inner city and low-income children with the educational opportunities and resources to reach their full potential and beat the odds.
- During the 2016 offseason, Walker spearheaded a benefit dinner and auction for his foundation called "Carving It Up with Delanie Walker." He also launched "Delanie Walker's Imagination Station" at Fall-Hamilton Elementary School in collaboration with Scholastic Book Fairs to provide a new fully-furnished reading room for students.
- Over the years, Walker has owned quite a selection of cars, ranging from classics to newer models. His collection has included a 1964 Chevy Impala, 1972 Buick Skylark, 1989 Camaro IROC-Z28 and 2010 F250 truck.
- As a high school senior, he won the Division III 100m (10.6) and long jump (21-5) titles, while also serving as a member of the winning 4x100m relay team at the 2002 Miramonte League Meet.
- On Feb. 14, 2015, Walker was inducted into the Central Missouri Athletic Hall of Fame.

### TE COLE WICK

- Wick was a six-sport athlete at Sacred Heart Catholic High School in Hallettsville, Texas, where he graduated with a class of 26 students. He played football, basketball, baseball, swimming, track and field and golf.

### LB WESLEY WOODYARD (pronounced WOOD-yard)

- Woodyard was the recipient of the 2017 Titans Walter Payton Man of the Year award. He was a three-time nominee for the Walter Payton NFL Man of the Year while with the Broncos in 2010-11 and 2013.
- Woodyard is the co-founder of The 16Ways Foundation, which recognizes an emotional need for at-risk youth. The Foundation works on a national level to develop and implement workshops, seminars, camps, and other activities. Its primary focus is to work with at-risk youth between the ages of 8 and 18 and a secondary focus on adults in employment transition.
- During the last seven offseasons, Woodyard's 16Ways Foundation has hosted a youth football and cheer camp, as well as a charity golf outing in Lexington, Ky.
- In addition to his work with his own foundation, Woodyard has been a tireless advocate for the work of other non-profits, including the ALS Association and Second Harvest Food Bank. For the second year in a row, Woodyard used the NFL's My Cause My Cleats platform to raise awareness and funds for ALS. Woodyard's aunt suffered from ALS leading up to her death, and Woodyard is close to former Titans linebacker Tim Shaw, who was diagnosed with ALS in 2014. Woodyard also serves as the spokesperson for Second Harvest Food Bank of Middle Tennessee.
- Woodyard has been a captain in his first four seasons with the Titans. He joined Hall of Fame running back Floyd Little as the only players in Broncos franchise history to serve as a captain in each of their first six years with the club. In 2004, Woodyard also became the first-ever Kentucky freshman to serve as a team captain.
- Woodyard and teammate Jurrell Casey coach a women's flag football team that is comprised of wives and significant others of Titans players.



## WE STAND FOR

In 2018, the Titans launched [We Stand For](#) as a platform for players, coaches and front office personnel to share personal stories about newsworthy causes and charities that are important to them.

The causes range widely from personal foundations to health research, to programs that equip men, women and children with the proper resources to be successful in all areas of life.

The goal of We Stand For is to create positive dialogue around the community work of the players, bringing attention to the causes that are meaningful in their lives.

Additionally, the club pledged to match charitable contributions of the players up to \$250,000.

Among the We Stand For initiatives are the following:

**Jurrell Casey** — *Social injustice reform and leveling the playing field for people in need*

[In Their Own Words](#) | [The Casey Fund](#) | [Project Return](#) | [Purpose Prep](#)

**Derrick Morgan** — *Education equity (quality of education regardless of zip code)*

[In Their Own Words](#) | [Oasis Center](#)

**Brian Orakpo** — *Social justice*

[In Their Own Words](#) | [The Tennessee Coalition for Sensible Justice](#)

**Jon Robinson** — *A world without juvenile diabetes*

[In Their Own Words](#) | [Juvenile Diabetes Research Foundation](#)

**Ryan Succop** — *Loving our neighbors and building a foundation to serve others in our local community*

[In Their Own Words](#) | [Carpenter's Square](#)

### TITANS CONTROLLING OWNER AND CO-CHAIRMAN AMY ADAMS STRUNK

"I think our fans have always heard me talk about family. The Titans is a family. To use the words "I Stand For," it wasn't the right ring. If it's someone's passionate, individual cause, it's our cause, too. We're going to get with them, stand with them and help them get that cause out there."

[Video: Why 'We Stand For' is important to Amy Adams Strunk and the Titans family](#)



**Mike Vrabel** — *Equal access for educational opportunities*

[In Their Own Words](#) | [The 2nd & 7 Foundation](#)

**Delanie Walker** — *Public education*

[In Their Own Words](#) | [Delanie Walker Gives Back Foundation](#) | [Rocketown](#)

**Wesley Woodyard** — *Youth empowerment*

[In Their Own Words](#) | [16Ways Foundation](#)

## TITANS AIM TO MAKE DIFFERENCE IN COMMUNITY WITH "WE STAND FOR" CAMPAIGN

by Jim Wyatt, TitansOnline.com

Sept. 28, 2018

NASHVILLE, Tenn. — We Stand For.

For Titans linebacker **Derrick Morgan**, it's education equity, or the quality of education regardless of your zip code.

For Titans cornerback **Logan Ryan**, it's promoting adoption and offering grants and educational opportunities to better the lives of animals.

For Titans defensive lineman **Jurrell Casey**, it's social injustice reform, and leveling the playing field for people in need.

For Titans linebacker **Wesley Woodyard**, it's youth empowerment.

For Titans general manager **Jon Robinson**, it's a world without diabetes.

The list of causes dear to the hearts of the Tennessee Titans is a long one, and the organization's "We Stand For" campaign is designed to bring the public's attention to the causes that are important to the team's players, coaches and executives.

The hope is it will lead to positive changes.

"I think most people in society look at us as these big gladiators, these football players, whether we are scoring touchdowns, or tackling and sacking the quarterback. But we are individuals as well," said Titans linebacker **Brian Orakpo**, whose cause is social justice. "And we have issues that need to be dealt with, need to be discussed. We have a team full of people with different backgrounds, but at the end of the day, we are all coming together for the ultimate goal, and that is to be successful as a unit and bring a togetherness."

The "We Stand For" campaign has been months in the making.

**Tina Tuggle**, Director of Community Relations for the Titans, said the campaign is designed to focus on positive ways to impact the Nashville community, and beyond. While the platform promotes social justice-related issues, it also promotes issues that affect society as a whole.

Titans coach **Mike Vrabel's** cause is equal access for educational opportunities. Titans tight end **Delanie Walker**, who has been active in bringing awareness to Mothers Against Drunk Driving, is promoting ways to improve public education. A large number of players, coaches and executives plan to participate, including controlling owner **Amy Adams Strunk**. More causes will be made public in the coming weeks.

As part of the campaign, the participants will share testimonials in

written pieces and in videos, providing a unique perspective on their lives, dating back to their childhood experiences, and how they want to make a difference in the community. A Public Service Announcement will air on the Nissan Stadium video boards during games.

"I am very pleased we are having the platform to stand up and express concerns for the community and what I feel like I want to change as a person and as a player," Woodyard said. "Our ownership and community relations are on the same page, and have a vision for improving the community. It is a great way to bring awareness to what we believe in."

Ryan said he hopes the campaign will allow fans an opportunity to see the players from a different perspective.

"It allows players the platform and the message to be heard, whatever you might stand for," Ryan said. "They are allowing me the platform to tell people what I do in the community in Nashville with animals, and rescuing and raising money for those causes. I just think it gives me the platform to be seen as being more than just a football player... I am doing more than just football here. I am in the community as a father."

"I am trying to use it as an opportunity to tell people I stand for more than just football. That's social injustice, that's community work, that's inner-city youth, that's education, that's many things."

Added Morgan: "This is what we stand for, this is what we are passionate about, these are what we donate our time to outside of football. ... We are human beings, and I think it is an opportunity to show who we are outside the game."

Tuggle said the campaign has been a group effort, starting with Strunk, who has been involved in the process from the beginning. Several players said Strunk's commitment has meant a lot.

"This would not be successful if all entities of the organization did not come together and see that this was a way we could make a difference in our community," Tuggle said. "So we had initial buy-in from the ownership group. Amy was amazing, **Kenneth (Adams IV)** was amazing, and the executive staff was amazing. (President and CEO) **Steve (Underwood)**, (Senior Vice President) **Stuart (Spears)**, Jon and Mike were all supportive from day one. And then the players' ability to see through it and understand it and wanting to be a part of it."

"I think collectively, having all of those groups say: 'This is a way we

(continued on next page)

## TITANS AIM TO MAKE DIFFERENCE IN COMMUNITY WITH "WE STAND FOR" CAMPAIGN

can impact our community.' And the hope is we are successful enough, impacting our community in a positive way, that this is something other clubs, and potentially the league as a whole, could adopt one day."

The hope of the campaign is to foster positive dialogue around the community work of players and executives while raising awareness for the associated causes.

In addition, the club will match the charitable contributions of players up to \$250,000.

Casey said the support from the ownership group, from Strunk to Kenneth Adams to **Barclay Adams**, has made a big impact in the minds of players.

"It shows the organization and the people in this building, we are continuing to spread awareness about the things that we care about, and we are able to use our platform in a stronger, more powerful area now," Casey said. "Being able to let us spread the word about things we care daily about, it's huge."

Ryan said the team is united, and players supports one another. And they're hoping for support from those in the community.



"I know we put a helmet on and we are trying to put on a great show for our fans and trying to win championships, but it is bigger than that sometimes," Ryan said. "Just because I put a helmet on I don't want it to limit me in what I do in life."

"It's great to know the team is behind you with whatever you stand for, and we all stand together."

## TITANS ON SOCIAL MEDIA

Team Website . . . . . [www.TitansOnline.com](http://www.TitansOnline.com)  
 Mobile Website . . . . . [m.titansonline.com](http://m.titansonline.com)  
 Facebook . . . . . @Titans  
 Instagram . . . . . @Titans  
 Snapchat . . . . . nfltitans  
 Twitter . . . . . @Titans  
 YouTube . . . . . /titans

Follow individual Titans players at their personal accounts:

PLAYER	twitter	Instagram
P Austin Barnard	@barnyard47	@austinb47
LB Daren Bates	@DB_5trey	@weslynn_son56
WR Cameron Batson	@killacam_3_	@camb_13
LS Beau Brinkley	@brinkley86	@brinkley486
LB Jayon Brown	@JayonBrown12	@jayonbrown12
CB Malcolm Butler	@Mac_BZ	@Mac_BZ
S Kevin Byard	@KB31_Era	@KB31_savage
DT Jurrell Casey	@Jurrellc	@tattedmonster99
LB Will Compton	@_WillCompton	@_WillCompton
T Jack Conklin	@jack_conklin78	@jack_Conklin78
OLB Kamalei Correa	@kamalei_correa	@kamalei_correa
DB Dane Cruikshank	@Dane2Smooove	@Dane2Smooove
S Johnathan Cyprien	@cyp	@cyp
WR Corey Davis	@TheCDavis84	@coreydavis84
RB Dalyn Dawkins	@DDawki1	@totedatrockuno
DE Matt Dickerson	@doublemicky	@mattmicky
CB Kenneth Durden	@229kd	@229kd
LB Rashaan Evans	@616evans4	@r.blade_
OLB Sharif Finch	@S_Finch6	@sfinch6
TE Anthony Firkser		@asapfirk
RB David Fluellen	@DavidFluellenJr	@davidfluellenjr
QB Blaine Gabbert	@BlaineGabbert	@BlaineGabbert
LB Nigel Harris	@wiz_kidnookie7	@wiz_kidnookie7
RB Derrick Henry	@KingHenry_2	@last_king_2
CB Adoree' Jackson	@adoreeknows	@adoreeknows
WR Darius Jennings	@dariusjennings_	@dariusjennings_
DL Austin Johnson	@AJohn15	@ajohn_94
C Ben Jones		@jones60ben
DL DaQuan Jones	@RiDQulous_98	@dqj_90
CB Joshua Kalu	@BluesKalus	@BluesKalus

PLAYER	twitter	Instagram
T/G Dennis Kelly	@denniskelly67	@denniskelly67
P Brett Kern	@brettkern6	@brettkern6
NT Darius Kilgo	@D_kilgo97	@big_kill3
G Josh Kline	@joshkline64	@jkline64
OLB Harold Landry III	@haroldlandry	@haroldlandry
C/G Corey Levin	@coreylevin62	@coreylevin62
T Taylor Lewan	@TaylorLewan77	@taylorlewan
RB Dion Lewis	@DionLewisRB	@d_lew33
S Kendrick Lewis	@klewis	@im_klewis23
OLB LaTroy Lewis	@MrPrimetime4	@mrprimetime4
DL Bennie Logan	@da_king_son18	@da_king_son18
T Tyler Marz	@TylerMarz61	@tylermarz
OLB Derrick Morgan	@dmorg91	@dmorg91
OLB Brian Orakpo	@rak98	@orakpo98
LB Nate Palmer	@natep4	@natep4
G/T Kevin Pamphile	@KevinPamphile64	@kevin_pamphile64
OL Austin Pasztor	@APsixseven	@apsixseven
TE MyCole Pruitt	@flyyCole_x4	@flyycole_x4
CB Logan Ryan	@realloganryan	@realloganryan
WR Tajaé Sharpe	@show19ine	@show19ine
CB LeShaun Sims	@leshaunsims	@leshauns36
TE Jonnu Smith	@Easymoney_81	@jonnusmith81
CB Tye Smith	@TyeSmithCB	@tyesmith
G Quinton Spain	@quinton_spain	@mr.undrafted
G Aaron Stinnie	@lil_stinnie	@lil_stinnie
TE Luke Stocker	@lukestocker88	@lukestocker88
K Ryan Succop	@ryansuccop	@ryansuccop06
WR Taywan Taylor	@silentgrind2	@silentgrind2
S Brynden Trawick	@YoungTrawick_	@bt_riseabove
S Kenny Vaccaro	@KennyVaccaro4	@kennyvaccaro
TE Delanie Walker	@delaniewalker82	@delaniewalker82
TE Cole Wick	@kingcole45	
LB Wesley Woodyard	@wooddro52	@wooddro52



## MEDIA CONTACT INFORMATION

### Titans Practice Facility/Training Camp Site:

Saint Thomas Sports Park  
460 Great Circle Road  
Nashville, TN 37228

### Nissan Stadium:

One Titans Way  
Nashville, TN 37213

### Media-Only Website/Credential Application:

<http://titanup.co/creds> (username and password  
available through Titans media relations)

### Phone:

(615) 565-4000 (main)  
(615) 565-4100 (media relations)  
(615) 565-4450 (Nissan Stadium press box - home PR)  
(615) 565-4140 (community relations hotline)  
(615) 565-4200 (ticket office)

### Titans Communications:

Senior Director of Communications

Robbie Bohren, (615) 565-4101  
[rbohren@titans.nfl.com](mailto:rbohren@titans.nfl.com)

Senior Director of Digital Media

Gary Glenn, (615) 565-4058  
[gglenn@titans.nfl.com](mailto:gglenn@titans.nfl.com)

Assistant Director of Digital Media

Jeff Harding, (615) 565-4065  
[jharding@titans.nfl.com](mailto:jharding@titans.nfl.com)

Senior Writer/Editor

Jim Wyatt, (615) 565-4183  
[jwyatt@titans.nfl.com](mailto:jwyatt@titans.nfl.com)

Assistant Director of Media Relations

Dwight Spradlin, (615) 565-4102  
[dspradlin@titans.nfl.com](mailto:dspradlin@titans.nfl.com)

Media Relations Manager

Jared Puffer, (615) 565-4107  
[jpuffer@titans.nfl.com](mailto:jpuffer@titans.nfl.com)

Social Media Manager

Nate Bain, (615) 565-4106  
[nbain@titans.nfl.com](mailto:nbain@titans.nfl.com)

Media Relations Assistant

Kim Smith, (615) 565-4103  
[ksmith@titans.nfl.com](mailto:ksmith@titans.nfl.com)

Social Media Assistant

Jourdan Gottlieb, (615) 565-4151  
[jgottlieb@titans.nfl.com](mailto:jgottlieb@titans.nfl.com)

Media Relations Seasonal Assistant

Kenyah Jordan-Jackson, (615) 565-4123  
[kjordan@titans.nfl.com](mailto:kjordan@titans.nfl.com)



## TITANS TV RATINGS

2018 regular season Titans television ratings in the Nashville market:

Date/Opponent	Day/Time	Network	Rating/Share	Rank
9/9 at Mia	Sun. noon	FOX	19.9/34 <sup>A</sup>	1
9/16 vs Hou	Sun. noon	CBS	19.6/36	1
9/23 at Jax	Sun. noon	CBS	22.1/37	1
9/30 vs Phi	Sun. noon	FOX	20.7/38	1
10/7 at Buf	Sun. noon	CBS	23.9/43	1
10/14 vs Bal	Sun. 3:25 p.m.	CBS	25.8/40	1
10/21 at LAC (London)	Sun. 8:30 a.m.	CBS	20.2/43	1
11/5 at Dal	Mon. 7:15 p.m.	ESPN/WKRN	28.0/40 <sup>B</sup>	1 <sup>C</sup>
11/11 vs NE	Sun. noon	CBS	26.0/46	1
11/18 at Ind	Sun. noon	CBS	16.9/32	2
11/26 at Hou	Mon. 7:15 p.m.	ESPN/WKRN	21.6/33 <sup>B</sup>	1 <sup>C</sup>
12/2 vs NYJ	Sun. 3:05 p.m.	CBS	22.1/37	1
12/6 vs Jax	Thu. 7:20 p.m.	FOX/NFLN	21.8/34	1
12/16 at NYG	Sun. noon	CBS	23.9/42	1
12/22 vs Was	Sat. 3:30 p.m.	NFLN/WSMV	21.9/40 <sup>D</sup>	1
12/30 vs Ind	Sun. 7:20 p.m.	NBC	29.4/46	1

**2018 Regular Season Average** **22.7/39**

A - Game on 9/9 included two extended weather delays; rating/share average combined three separate blocks (noon-1:15, 3:00-4:00, 6:00-7:15); B - Rating/share on 11/5 and 11/26 combined ESPN and WKRN; C - Rank for Monday night games measured against previous week's (Monday-Sunday) programming; D - Rating/share on 12/22 combined NFLN and WSMV

**Previous yearly Titans television ratings in the Nashville market (regular season only):**

Regular Season	Avg. Rating/Share
2017	19.9/35
2016	22.0/38
2015	21.3/37
2014	20.7/36
2013	25.0/41
2012	23.5/39
2011	27.7/46
2010	30.2/50
2009	30.9/50
2008	32.4/55
2007	28.6/49
2006	23.0/42
2005	21.8/42
2004	26.5/48
2003	33.4/57
2002	26.8/49
2001	24.5/42
2000	29.1/50
1999	19.8/35



## 2018 NFL DIVISIONAL STANDINGS

AFC East	W	L	T	Pct
zyx-New England Patriots	11	5	0	0.688
Miami Dolphins	7	9	0	0.438
Buffalo Bills	6	10	0	0.375
New York Jets	4	12	0	0.250

AFC North	W	L	T	PCT
yx-Baltimore Ravens	10	6	0	0.625
Pittsburgh Steelers	9	6	1	0.594
Cleveland Browns	7	8	1	0.469
Cincinnati Bengals	6	10	0	0.375

AFC South	W	L	T	PCT
yx-Houston Texans	11	5	0	0.688
x-Indianapolis Colts	10	6	0	0.625
Tennessee Titans	9	7	0	0.563
Jacksonville Jaguars	5	11	0	0.313

AFC West	W	L	T	PCT
*zyx-Kansas City Chiefs	12	4	0	0.750
x-Los Angeles Chargers	12	4	0	0.750
Denver Broncos	6	10	0	0.375
Oakland Raiders	4	12	0	0.250

NFC East	W	L	T	PCT
yx-Dallas Cowboys	10	6	0	0.625
x-Philadelphia Eagles	9	7	0	0.563
Washington Redskins	7	9	0	0.438
New York Giants	5	11	0	0.313

NFC North	W	L	T	PCT
yx-Chicago Bears	12	4	0	0.750
Minnesota Vikings	8	7	1	0.531
Green Bay Packers	6	9	1	0.406
Detroit Lions	6	10	0	0.375

NFC South	W	L	T	PCT
*zyx-New Orleans Saints	13	3	0	0.813
Atlanta Falcons	7	9	0	0.438
Carolina Panthers	7	9	0	0.438
Tampa Bay Buccaneers	5	11	0	0.313

NFC West	W	L	T	PCT
zyx-Los Angeles Rams	13	3	0	0.813
x-Seattle Seahawks	10	6	0	0.625
San Francisco 49ers	4	12	0	0.250
Arizona Cardinals	3	13	0	0.188

x - clinched playoff berth  
z - clinched first-round bye

y - clinched division title  
\* - clinched home-field advantage

## TITANS OFFENSIVE AND DEFENSIVE RANKINGS BY THE WEEK AND BY THE SEASON

**Offensive rankings** in 2018 by the week based on yardage, followed by yearly rankings since 1999:

2018 Season		NFL Offense			AFC Offense		
Week	Opp.	Tot	Rush	Pass	Tot	Rush	Pass
1	at Mia	14	13T	18	9	10	10
2	Hou	25	15	25	14	8	13
3	at Jax	29	10	29	15	5	15
4	Phi	26	14	26	13	7	13
5	at Buf	29	17	29	14	9	15
6	Bal	30	22	30	15	12	15
7	at LAC	30	17	30	15	8	15
8	Bye	30	19	30	15	10	15
9	at Dal	30	16T	30	15	8T	15
10	NE	30	15	30	15	6	15
11	at Ind	30	15	30	15	7	15
12	at Hou	30	19	30	15	11	15
13	NYJ	28	17	29	13	9	14
14	Jax	28	11	29	13	5	14
15	at NYG	27	5	30	13	2	15
16	Was	26	5	29	12	2	14
17	Ind	25	7	29	11	3	14

## Final regular season team rankings:

Titans in 2017	23	15	23	9	8	11
Titans in 2016	11	3	25	5	2	11
Titans in 2015	30	25	25T	16	10	14
Titans in 2014	29	26	22	14	14	11
Titans in 2013	22	14	21	11	7	11
Titans in 2012	26	21	22	12	10	11
Titans in 2011	17	31	12	8	16	5
Titans in 2010	27	17	25	15	10	13
Titans in 2009	12	2	23	6	2	10
Titans in 2008	21	7	27	10	3	12
Titans in 2007	21	5	27	10	3	14
Titans in 2006	27	5	30	12	3	15
Titans in 2005	17	23	9	10	12	5
Titans in 2004	11	14	10	6	10	5
Titans in 2003	8	26	5	4	14	3
Titans in 2002	17	11	20	9	7	11
Titans in 2001	8	12	8T	5	8	4
Titans in 2000	14	7	16	8	6	8
Titans in 1999	13	13	13T	6	9	5T

**Defensive rankings** in 2018 by the week based on yardage, followed by yearly rankings since 1999:

2018 Season		NFL Defense			AFC Defense		
Week	Opp.	Tot	Rush	Pass	Tot	Rush	Pass
1	at Mia	16	18	12	8	9	6
2	Hou	25	25	18	13	13	10
3	at Jax	12	23	10	5	12	4
4	Phi	17	25	12	7	14	4
5	at Buf	7	26	4	4	14	2
6	Bal	8	26	5	4	12	3
7	at LAC	10	18	8	5	8	4
8	Bye	11	18	9	5	7	4
9	at Dal	8	16	8	4	6	4
10	NE	6	10T	6	4	3T	4
11	at Ind	9	11	10	6	5	6
12	at Hou	10	17	8	7	9	6
13	NYJ	9	19T	5	6	9	4
14	Jax	9	16	5	6	8	4
15	at NYG	7	12	6	4	7	4
16	Was	7	14	6	4	7	4
17	Ind	8	18	6	5	8	4

## Final regular season team rankings:

Titans in 2017	13	4	25	5	1	12
Titans in 2016	20	2	30	11	1	16
Titans in 2015	12	18	7	8	12	3
Titans in 2014	27	31	15	16	15	9
Titans in 2013	14	20	11	8	8	6
Titans in 2012	27	24	26	15	11	14
Titans in 2011	18T	24	14	11	11	10
Titans in 2010	26	20	29	13	10	14
Titans in 2009	28	11T	31	14	5T	16
Titans in 2008	7	6	9	3	3	4
Titans in 2007	5	5	10	4	3	9
Titans in 2006	32	30	27	16	15	15
Titans in 2005	19	22	17	10	11	7
Titans in 2004	27	18	26	13	11	12
Titans in 2003	12	1	30	9	1	15
Titans in 2002	10	2	25	5	2	13
Titans in 2001	25	5	31	15	3	16
Titans in 2000	1	3	1	1	2	1
Titans in 1999	17	10	25	12	6	15



# TENNESSEE TITANS OFFENSIVE AND DEFENSIVE STATS, 1999-2018

1999-2018 TITANS - OFFENSE																				
OFFENSE	2018	2017	2016	2015	2014	2013	2012	2011	2010	2009	2008	2007	2006	2005	2004	2003	2002	2001	2000	1999
GAMES (Won-Lost)	9-7	9-7	9-7	3-13	2-14	7-9	6-10	9-7	6-10	8-8	13-3	10-6	8-8	4-12	5-11	12-4	11-5	7-9	13-3	13-3
FIRST DOWNS	289	290	322	298	258	311	260	281	252	288	268	306	261	279	308	310	312	288	299	294
Rushing	106	97	115	66	75	103	70	71	73	115	108	118	105	72	85	84	112	87	107	109
Passing	156	157	175	195	159	172	166	185	155	154	143	171	133	191	200	211	182	179	167	167
Penalty	27	36	32	37	24	36	24	25	24	19	17	17	23	16	23	15	18	22	25	18
YDS GAINED (tot)	4,998	5,024	5,728	4,988	4,859	5,390	5,010	5,361	4,834	5,623	5,018	4,987	4,810	5,122	5,487	5,501	5,272	5,352	5,350	5,296
Avg per Game	312.4	314.0	358.0	311.8	303.7	336.9	313.1	335.1	302.1	351.4	313.6	311.7	300.6	320.1	342.9	343.8	329.5	334.5	334.4	331.0
RUSHING (net)	2,023	1,833	2,187	1,485	1,447	1,894	1,687	1,438	1,727	2,592	2,199	2,109	2,214	1,525	1,871	1,623	1,952	1,794	2,085	1,811
Avg per Game	126.4	114.6	136.7	92.8	90.4	118.4	105.4	89.9	107.9	162.0	137.4	131.8	138.4	95.3	116.9	101.4	122.0	112.1	130.3	113.2
Rushes	454	443	476	371	356	462	378	376	406	499	508	543	469	397	420	486	511	468	546	459
Yards per Rush	4.5	4.1	4.6	4.0	4.1	4.1	4.5	3.8	4.3	5.2	4.3	3.9	4.7	3.8	4.5	3.3	3.8	3.8	3.8	3.9
PASSING (net)	2,975	3,191	3,541	3,503	3,412	3,496	3,323	3,923	3,107	3,031	2,819	2,878	2,596	3,597	3,616	3,878	3,320	3,558	3,265	3,485
Avg per Game	185.9	199.4	221.3	218.9	213.3	218.5	207.7	245.2	194.2	189.4	176.2	179.9	162.3	224.8	226.0	242.4	207.5	222.4	204.1	217.8
Passes Att.	437	496	504	551	513	533	540	584	474	476	453	464	447	594	589	502	500	515	462	527
Completed	293	306	307	342	299	328	318	353	273	271	265	288	226	358	356	315	306	307	286	304
Pct Completed	67.0	61.7	60.9	62.1	58.3	61.5	58.9	60.4	57.6	56.9	58.5	62.1	50.6	60.3	60.4	62.7	61.2	59.6	61.9	57.7
Yards Gained	3,255	3,394	3,720	3,893	3,738	3,710	3,577	4,113	3,278	3,104	2,902	3,077	2,748	3,797	3,933	4,031	3,441	3,867	3,430	3,622
Sacked	47	35	28	54	50	37	39	24	27	15	12	30	29	31	44	25	21	43	28	25
Yards Lost	280	203	179	390	326	214	254	190	171	73	83	199	152	200	317	153	121	309	165	137
Had Intercepted	12	17	11	17	16	16	16	14	15	15	9	17	19	14	19	9	15	17	16	13
Yards Opp Ret	219	262	203	263	214	132	260	167	120	121	88	116	250	293	306	264	179	163	236	227
Opp TDs on Int	1	2	3	3	1	1	4	3	1	0	0	0	2	4	2	3	2	2	3	2
PUNTS	75	75	77	88	89	79	83	86	77	69	87	73	88	78	79	71	66	85	76	90
Avg Yards	46.4	49.7	44.2	47.4	46.3	42.9	46.4	43.6	42.9	43.4	42.8	41.9	42.7	43.2	42.9	43.9	41.3	42.0	40.8	42.5
PUNT RETURNS	27	36	30	38	30	31	31	47	27	33	34	42	37	45	40	37	28	36	53	40
Avg Return	8.8	8.5	7.9	8.1	6.9	7.7	15.3	10.4	12.2	6.7	9.7	8.7	12.6	9.3	4.3	11.6	7.8	7.8	12.7	9.0
Returned for TD	0	0	0	0	0	0	3	1	1	0	0	0	3	1	0	1	0	0	1	1
KICKOFF RETURNS	23	28	33	33	48	44	63	32	64	69	52	52	79	70	79	68	50	71	47	56
Avg Return	32.0	22.1	19.1	20.6	23.4	24.9	23.6	26.0	24.3	20.5	25.4	21.1	23.2	24.2	19.7	19.1	19.6	19.9	26.1	18.6
Returned for TD	1	0	0	0	0	0	1	1	1	0	0	0	0	0	0	0	0	1	0	0
PENALTIES	82	85	110	93	111	101	106	104	128	98	108	101	94	125	110	110	112	119	107	114
Yards Penalized	727	785	1,012	779	961	900	847	960	1,040	821	855	773	803	1,002	923	887	891	1,025	870	1,069
FUMBLES BY	18	10	17	25	23	27	21	17	22	27	18	32	29	27	33	24	20	18	24	17
Fumbles Lost	6	8	7	16	10	9	12	8	14	16	8	17	7	12	12	12	10	11	14	9
Opp Fumbles	14	23	12	16	7	24	15	20	25	20	28	26	19	20	22	21	22	21	39	39
Opp Fum Lost	6	9	6	8	4	12	5	12	8	7	11	12	11	11	12	13	11	11	13	24
POSS. TIME (avg)	29:28	29:51	30:32	29:25	27:31	30:00	27:18	27:52	25:54	28:27	29:09	31:38	27:17	31:13	31:40	32:52	32:47	31:29	33:48	31:30
TOUCHDOWNS	34	33	46	37	28	41	36	34	40	39	41	28	36	33	41	48	42	39	38	46
Rushing	15	18	16	10	6	16	10	8	13	19	24	17	15	8	12	11	16	12	14	19
Passing	16	14	29	25	20	22	17	22	24	16	13	9	13	20	27	30	22	23	18	23
Returns	3	1	1	2	2	3	9	4	3	4	4	2	8	5	2	7	4	4	6	4
EXTRA-PT KICKS	28/31	31/33	39/41	29/31	27/27	41/41	35/35	34/34	38/38	37/37	40/40	28/28	32/32	30/32	39/39	43/44	36/36	34/35	37/38	43/43
2-PT CONVERSIONS	0/1	0/0	0/5	3/5	0/1	0/0	1/1	0/0	1/2	1/2	1/1	0/0	3/3	0/1	1/2	3/4	2/6	3/4	0/0	1/3
FIELD GOALS/FGA	26/30	35/42	22/24	14/16	19/22	25/29	25/31	29/32	24/26	27/32	29/33	35/39	22/28	23/29	19/27	32/37	25/31	20/28	27/33	21/25
POINTS SCORED	310	334	381	299	254	362	330	325	356	354	375	301	324	299	344	435	367	336	346	392
TURNOVER DIFF.	-1	-4	0	-14	-10	0	-4	+1	-4	-4	+14	0	+2	-6	-1	+13	+4	-4	0	+19

1999-2018 TITANS - DEFENSE																				
DEFENSE	2018	2017	2016	2015	2014	2013	2012	2011	2010	2009	2008	2007	2006	2005	2004	2003	2002	2001	2000	1999
POINTS ALLOWED	303	356	378	423	438	381	471	317	339	402	234	297	400	421	439	324	324	388	191	324
OPP FIRST DOWNS	298	323	324	317	357	329	358	324	356	323	276	268	329	294	318	275	297	300	215	300
Rushing	98	68	70	101	119	108	122	111	107	89	81	80	121	89	99	79	75	79	62	81
Passing	182	231	227	192	211	191	210	187	214	210	166	165	181	180	189	167	197	192	134	193
Penalty	18	24	27	24	27	30	26	26	35	24	29	23	27	25	30	29	25	29	19	26
OPP YARDS GAINED	5,334	5,248	5,720	5,475	5,968	5,407	5,999	5,682	5,883	5,850	4,698	4,665	5,915	5,110	5,724	4,901	4,964	5,515	3,814	5,245
Avg per Game	333.4	328.0	357.5	342.2	373.0	337.9	374.9	355.1	367.7	365.6	293.6	291.6	369.7	319.4	357.8	306.3	310.3	344.7	238.4	327.8
OPP RUSHING(net)	1,863	1,420	1,413	1,797	2,195	1,795	2,035	2,053	1,851	1,711	1,502	1,478	2,313	1,894	1,917	1,295	1,424	1,431	1,390	1,550
Avg per Game	116.4	88.8	88.3	112.3	137.2	112.2	127.2	128.3	115.7	106.9	93.9	92.4	144.6	118.4	119.8	80.9	89.0	89.4	86.9	96.9
Rushes	429	398	356	462	515	446	483	461	474	402	403	369	506	449	421	342	372	405	387	383
Yards per Rush	4.3	3.6	4.0	3.9	4.3	4.0	4.2	4.5	3.9	4.3	3.7	4.0	4.6	4.2	4.6	3.8	3.8	3.5	3.6	4.0
OPP PASSING(net)	3,471	3,828	4,307	3,678	3,773	3,612	3,964	3,629	4,032	4,139	3,196	3,187	3,602	3,216	3,807	3,606	3,540	4,084	2,424	3,695
Avg per Game	216.9	239.3	269.2	229.9	235.8	225.8	247.8	226.8	252.0	258.7	199.8	199.2	225.1	201.0	237.9	225.4	221.3	255.3	151.5	230.9
Passes Att.	533	605	635	502	545	545	564	591	625	604	575	569	530	470	524	546	562	559	466	557
Completed	337	369	388	319	347	344	374	369	410	404	342	349	335	296	333	332	339	328	242	312
Pct Completed	63.2	61.0	61.1	63.5	63.7	63.1	66.3	62.4	65.6	66.9	59.5	61.3	63.2	63.0	63.5	60.8	60.3	58.7	51.9	56.0
Sacked	39	43	40	39	39	36	39	28	40	32	44	40	26	41	32	38	40	32	55	54
Yards Lost	248	272	278	271	222	227	241	180	272	224	262	241	148	246	220	223	213	175	337	305
INTERCEPTED BY	11	12	12	11	12	13	19	11	17	20	20	22	17	9	18	21	18	13	17	16
Yards Returned	120	154	68	164	122	113	358	179	198	433	351	358	282	129	285	312	198	78	285	257
Returned for TD	2	0	0	1	1	1	4	1	1	4	3	2	2	2	1	3	3	0	4	1
OPP PUNT RETURNS	33	41	36	47	43	35	39	36	35	29	32	31	33	32	31	30	28	36	28	45
Avg return	9.0	7.0	9.6	12.9	8.1	6.0	10.4	6.1	6.1	7.2	9.1	8.8	8.4	4.5	6.3	9.2	13.9	7.3	5.7	7.4
OPP KICKOFF RET	25	32	21	22	31	45	33	30	56	71	61	58	58	57	69	81	74	57	76	76
Avg return	27.8	23.4	22.0	27.2	27.6	24.4	26.1	22.7	24.8	24.1	25.0	24.2	21.8	22.6	20.1	18.8	20.0	24.9	20.9	21.0
OPP TOUCHDOWNS	32	36	43	51	48	40	55	34	32	48	25	35	46	51	52	35	40	46	20	39
Rushing	9	5	10	11	17	21	16	10	7	16	12	11	20	12	18	10	7	17	7	8
Passing	21	27	25	34	28	15	31	21	23	31	12	21	24	33	29	20	27	27	10	26
Returns	2	4	8	6	3	4	8	3	2	1	1	3	2	6	5	5	6	2	3	5

# 2018 TENNESSEE TITANS REGULAR SEASON STATISTICS

## Won 9, Lost 7

Date	W-L	Score	OT	Opponent	Attendance
09/09	L	20-27		at Miami	65,184
09/16	W	20-17		Houston	62,372
09/23	W	9-6		at Jacksonville	64,015
09/30	W	26-23	OT	Philadelphia	69,013
10/07	L	12-13		at Buffalo	68,202
10/14	L	0-21		Baltimore	64,441
10/21	L	19-20		at L.A. Chargers	84,301
11/05	W	28-14		at Dallas	90,466
11/11	W	34-10		New England	69,363
11/18	L	10-38		at Indianapolis	57,401
11/26	L	17-34		at Houston	71,826
12/02	W	26-22		N.Y. Jets	60,904
12/06	W	30-9		Jacksonville	60,344
12/16	W	17-0		at N.Y. Giants	74,538
12/22	W	25-16		Washington	60,746
12/30	L	17-33		Indianapolis	68,978

Statistic	Tenn.	Opp.
<b>Total First Downs</b>	<b>289</b>	<b>298</b>
Rushing	106	98
Passing	156	182
Penalty	27	18
3rd Down: Made/Att	82/205	75/205
3rd Down Pct.	40.0	36.6
4th Down: Made/Att	7/12	11/20
4th Down Pct.	58.3	55.0
<b>Possession Avg.</b>	<b>29:28</b>	<b>30:32</b>
<b>Total Net Yards</b>	<b>4998</b>	<b>5334</b>
Avg. Per Game	312.4	333.4
Total Plays	938	1001
Avg. Per Play	5.3	5.3
<b>Net Yards Rushing</b>	<b>2023</b>	<b>1863</b>
Avg. Per Game	126.4	116.4
Total Rushes	454	429
<b>Net Yards Passing</b>	<b>2975</b>	<b>3471</b>
Avg. Per Game	185.9	216.9
Sacked/Yards Lost	47/280	39/248
Gross Yards	3255	3719
Att./Completions	437/293	533/337
Completion Pct.	67.0	63.2
Had Intercepted	12	11
<b>Punts/Average</b>	<b>75/46.4</b>	<b>71/46.1</b>
Net Punting Avg.	75/41.7	71/39.4
<b>Penalties/Yards</b>	<b>82/727</b>	<b>120/984</b>
<b>Fumbles/Ball Lost</b>	<b>18/6</b>	<b>14/6</b>
<b>Touchdowns</b>	<b>34</b>	<b>32</b>
Rushing	15	9
Passing	16	21
Returns	3	2

Score By Periods	Q1	Q2	Q3	Q4	OT	PTS
<b>Team</b>	<b>76</b>	<b>58</b>	<b>69</b>	<b>101</b>	<b>6</b>	<b>310</b>
<b>Opponents</b>	<b>70</b>	<b>105</b>	<b>63</b>	<b>62</b>	<b>3</b>	<b>303</b>

Scoring	TD	Rush	Rec	Ret	K-PAT	FG	S	PTS
Succop	0	0	0	0	28/31	26/30	0	106
Henry	12	12	0	0			0	72
C. Davis	4	0	4	0			0	24
J. Smith	3	0	3	0			0	18
D. Lewis	2	1	1	0			0	12
Mariota	2	2	0	0			0	12
Sharpe	2	0	2	0			0	12
Stocker	2	0	2	0			0	12
Brown	1	0	0	1			0	6
Butler	1	0	0	1			0	6
Cruikshank	1	0	1	0			0	6
Firkser	1	0	1	0			0	6
Jennings	1	0	0	1			0	6
Pruitt	1	0	1	0			0	6
Taylor	1	0	1	0			0	6
<b>Team</b>	<b>34</b>	<b>15</b>	<b>16</b>	<b>3*</b>	<b>28/31</b>	<b>26/30</b>	<b>0</b>	<b>310</b>
<b>Opponents</b>	<b>32</b>	<b>9</b>	<b>21</b>	<b>2</b>	<b>31/32</b>	<b>26/29</b>	<b>0</b>	<b>303</b>

2-Pt Conv: TM 0-1, OPP 0-0

**Sacks:** Casey 7.0, Brown 6.0, Landry 4.5, Woodyard 4.5, Ryan 4.0, Correa 3.5, Byard 2.0, Vaccaro 2.0, Finch 1.5, Orakpo 1.5, Butler 1.0, Johnson 1.0, D. Morgan 0.5, TM 39.0, OPP 47.0

**FUM/Lost:** Mariota 9/2, Jackson 3/1, Batson 1/0, C. Davis 1/0, Henry 1/1, D. Lewis 1/1, J. Smith 1/0, Taylor 1/1

Rushing	No.	Yds	Avg	Long	TD
Henry	215	1,059	4.9	99t	12
D. Lewis	155	517	3.3	36	1
Mariota	64	357	5.6	27	2
C. Davis	6	55	9.2	39	0
Fluellen	4	16	4.0	13	0
Sharpe	1	16	16.0	16	0
Jennings	1	2	2.0	2	0
Batson	1	1	1.0	1	0
Gabbert	6	0	0.0	1	0
Stocker	1	0	0.0	0	0
<b>Team</b>	<b>454</b>	<b>2,023</b>	<b>4.5</b>	<b>99t</b>	<b>15</b>
<b>Opponents</b>	<b>429</b>	<b>1,863</b>	<b>4.3</b>	<b>97t</b>	<b>9</b>

Receiving	No.	Yds	Avg	Long	TD
C. Davis	65	891	13.7	51	4
D. Lewis	59	400	6.8	37	1
Taylor	37	466	12.6	55	1
Sharpe	26	316	12.2	28	2
J. Smith	20	258	12.9	61t	3
Firkser	19	225	11.8	28	1
Stocker	15	165	11.0	31	2
Henry	15	99	6.6	21	0
Jennings	11	101	9.2	36	0
Pruitt	9	102	11.3	27	1
Batson	8	82	10.3	26	0
Walker	4	52	13.0	16	0
Matthews	3	11	3.7	4	0
Cruikshank	1	66	66.0	66t	1
Mariota	1	21	21.0	21	0
<b>Team</b>	<b>293</b>	<b>3,255</b>	<b>11.1</b>	<b>66t</b>	<b>16</b>
<b>Opponents</b>	<b>337</b>	<b>3,719</b>	<b>11.0</b>	<b>75t</b>	<b>21</b>

Interceptions	No.	Yds	Avg	Long	TD
Byard	4	1	0.3	1	0
Butler	3	90	30.0	56t	1
Jackson	2	7	3.5	7	0
Brown	1	22	22.0	22t	1
Vaccaro	1	0	0.0	0	0
<b>Team</b>	<b>11</b>	<b>120</b>	<b>10.9</b>	<b>56t</b>	<b>2</b>
<b>Opponents</b>	<b>12</b>	<b>219</b>	<b>18.3</b>	<b>54</b>	<b>1</b>

Punting	No.	Yds	Avg	Net	TB	In	Lg	B
Kern	74	3,483	47.1	41.7	3	39	62	1
<b>Team</b>	<b>75</b>	<b>3,483</b>	<b>46.4</b>	<b>41.7</b>	<b>3</b>	<b>39</b>	<b>62</b>	<b>1</b>
<b>Opponents</b>	<b>71</b>	<b>3,275</b>	<b>46.1</b>	<b>39.4</b>	<b>12</b>	<b>27</b>	<b>68</b>	<b>0</b>

Punt Returns	Ret	FC	Yds	Avg	Long	TD
Jackson	16	9	148	9.3	26	0
Matthews	4	0	38	9.5	18	0
Williams	4	1	47	11.8	38	0
Batson	3	1	4	1.3	5	0
<b>Team</b>	<b>27</b>	<b>11</b>	<b>237</b>	<b>8.8</b>	<b>38</b>	<b>0</b>
<b>Opponents</b>	<b>33</b>	<b>16</b>	<b>296</b>	<b>9.0</b>	<b>51</b>	<b>0</b>

Kickoff Returns	No.	Yds	Avg	Long	TD
Jennings	22	698	31.7	94t	1
Cruikshank	1	39	39.0	39	0
<b>Team</b>	<b>23</b>	<b>737</b>	<b>32.0</b>	<b>94t</b>	<b>1</b>
<b>Opponents</b>	<b>25</b>	<b>696</b>	<b>27.8</b>	<b>102t</b>	<b>1</b>

Field Goals	1-19	20-29	30-39	40-49	50+
Succop	0/0	5/6	13/13	5/7	3/4
<b>Team</b>	<b>0/0</b>	<b>5/6</b>	<b>13/13</b>	<b>5/7</b>	<b>3/4</b>
<b>Opponents</b>	<b>0/0</b>	<b>6/6</b>	<b>8/9</b>	<b>8/8</b>	<b>4/6</b>

Succop: (47G,53G) (42G,31G) (39G,48N,36G,28G) (42G, 33G) (25G,54G,39G,50G) ( ) (28G,33G,51N) (28N) (33G,31G) (42G) (31G) (24G,33G) (33G) (48N,22G) (42G,33G) (38G)  
 OPP: (27G,30G) (54N,34G) (46G,38G) (27G,30G,37G) (40G,46G) ( ) (29G,28G) (38N) (52G,52N) (22G) (43G,47G) (54G,34G,43G,39G,39G) ( ) ( ) (50G,40G,46G) (53G,25G)

\* Return TDs: 94-yd kickoff return by Jennings at Mia., 9/9/18; 56-yd interception return by Butler vs. Was., 12/22/18; 22-yd interception return by Brown vs. Ind., 12/30/18

Passing	Att	Cmp	Yds	Cmp%	Yds/Att	TD	TD%	Int	Int%	Long	Sack/Lost	Rating
Mariota	331	228	2528	68.9	7.64	11	3.3	8	2.4	61t	42/243	92.3
Gabbert	101	61	626	60.4	6.20	4	4.0	4	4.0	35	5/37	74.9
Henry	3	2	14	66.7	4.67	0	0.0	0	0.0	8	0/0	77.1
Byard	1	1	66	100.0	66.00	1	100.0	0	0.0	66t	0/0	158.3
Jennings	1	1	21	100.0	21.00	0	0.0	0	0.0	21	0/0	118.8
<b>Team</b>	<b>437</b>	<b>293</b>	<b>3,255</b>	<b>67.0</b>	<b>7.45</b>	<b>16</b>	<b>3.7</b>	<b>12</b>	<b>2.7</b>	<b>66t</b>	<b>47/280</b>	<b>89.8</b>
<b>Opponents</b>	<b>533</b>	<b>337</b>	<b>3,719</b>	<b>63.2</b>	<b>6.98</b>	<b>21</b>	<b>3.9</b>	<b>11</b>	<b>2.1</b>	<b>75t</b>	<b>39/248</b>	<b>88.4</b>



## 2018 TENNESSEE TITANS REGULAR SEASON DEFENSIVE STATISTICS

PLAYER	TACKLES			SACKS				INTERCEPTIONS				FUMBLES			
	Tot	Solo	Asst	Sk	Yds			QB	TFL	No	Yds	Lg	TD	PD	FF
Woodyard, Wesley	124	85	39	4.5	29.5	12	7	0	0	0	0	2	0	1	0
Brown, Jayon	107	76	31	6.0	25.0	18	6	1	22	22t	1	7	2	1	7
Byard, Kevin	96	64	32	2.0	18.0	4	0	4	1	1	0	10	0	0	0
Ryan, Logan	85	54	31	4.0	32.0	1	1	0	0	0	0	8	0	0	0
Casey, Jurrell	72	46	26	7.0	47.5	50	7	0	0	0	0	0	2	1	1
Vaccaro, Kenny	70	45	25	2.0	2.0	3	4	1	0	0	0	5	0	0	0
Jackson, Adoree'	69	62	7	0.0	0.0	1	3	2	7	7	0	11	0	0	0
Evans, Rashaan	63	42	21	0.0	0.0	6	2	0	0	0	0	3	0	0	0
Butler, Malcolm	56	49	7	1.0	9.0	1	3	3	90	56t	1	13	1	0	0
Landry III, Harold	46	26	20	4.5	34.0	18	2	0	0	0	0	2	1	0	0
Orakpo, Brian	40	24	16	1.5	6.0	15	3	0	0	0	0	3	1	1	0
Jones, DaQuan	39	19	20	0.0	0.0	14	4	0	0	0	0	1	0	0	0
Morgan, Derrick	37	25	12	0.5	5.5	11	0	0	0	0	0	3	0	1	0
Lewis, Kendrick	28	19	9	0.0	0.0	0	1	0	0	0	0	1	0	0	0
Correa, Kamalei	27	17	10	3.5	19.0	5	4	0	0	0	0	0	1	0	0
Johnson, Austin	25	16	9	1.0	6.0	5	1	0	0	0	0	2	0	0	0
Finch, Sharif	22	16	6	1.5	14.5	2	2	0	0	0	0	0	2	1	0
Sims, LeShaun	21	15	6	0.0	0.0	1	1	0	0	0	0	0	0	0	0
Logan, Bennie	16	8	8	0.0	0.0	5	0	0	0	0	0	0	0	0	0
Compton, Will	11	7	4	0.0	0.0	0	0	0	0	0	0	1	0	0	0
Bates, Daren	6	3	3	0.0	0.0	0	0	0	0	0	0	0	0	0	0
Kilgo, Darius	5	3	2	0.0	0.0	4	1	0	0	0	0	0	0	0	0
Dickerson, Matt	3	2	1	0.0	0.0	0	0	0	0	0	0	0	0	0	0
Cruikshank, Dane	2	2	0	0.0	0.0	0	0	0	0	0	0	0	0	0	0
Wallace, Aaron	1	0	1	0.0	0.0	0	0	0	0	0	0	0	0	0	0
Durden, Kenneth	0	0	0	0.0	0.0	0	0	0	0	0	0	0	0	0	0
Trawick, Brynden	0	0	0	0.0	0.0	1	0	0	0	0	0	0	0	0	0
Total	1,071	725	346	39.0	248.0	177	52	11	120	56t	2	72	10	6	8

## TITANS REGULAR SEASON SPECIAL TEAMS STATISTICS

PLAYER	TACKLES			FUMBLES		BLOCKS		
	Tot	Solo	Asst	FF	FR	PAT	FG	PUNT
Compton, Will	11	7	4	0	0	0	0	0
Bates, Daren	10	6	4	0	0	0	0	0
Trawick, Brynden	9	7	2	0	0	0	0	0
Cruikshank, Dane	8	8	0	0	0	0	0	0
Finch, Sharif	7	6	1	0	0	0	0	0
Byard, Kevin	6	5	1	0	0	0	0	0
Sims, LeShaun	6	4	2	0	0	0	0	0
Brinkley, Beau	5	4	1	0	0	0	0	0
Kalu, Joshua	4	4	0	0	0	0	0	0
Landry III, Harold	4	1	3	0	0	0	0	0
Jennings, Darius	4	0	4	0	0	0	0	0
Fluellen, David	2	2	0	0	0	0	0	0
Lewis, Kendrick	2	2	0	0	0	0	0	0
Batson, Cameron	1	1	0	0	0	0	0	0
Brown, Jayon	1	1	0	0	0	0	0	0
Kern, Brett	1	1	0	0	0	0	0	0
Wallace, Aaron	1	0	1	0	0	0	0	0
Woodyard, Wesley	1	0	1	0	0	0	0	0
<b>TEAM TOTALS:</b>	<b>83</b>	<b>59</b>	<b>24</b>	<b>0</b>	<b>0</b>	<b>0</b>	<b>0</b>	<b>0</b>

## MISCELLANEOUS STATISTICS

PLAYER	TACKLES			FUMBLES	
	Tot	Solo	Asst	FF	FR
Henry, Derrick	4	3	1	0	0
Kline, Josh	3	3	0	0	0
Gabbert, Blaine	2	2	0	0	0
Mariota, Marcus	2	1	1	0	2
Davis, Corey	1	1	0	1	0
Lewan, Taylor	1	1	0	0	0
Smith, Jonnu	1	1	0	0	0
Stocker, Luke	1	1	0	0	0
Taylor, Taywan	1	1	0	0	0
Williams, Nick	1	1	0	0	1
Levin, Corey	1	0	1	0	0
Lewis, Dion	0	0	0	0	2
<b>TEAM TOTALS:</b>	<b>18</b>	<b>15</b>	<b>3</b>	<b>1</b>	<b>5</b>

### Legend:

**Tot** . . . . . Total Tackles  
**Solo** . . . . . Unassisted Tackles  
**Asst** . . . . . Assisted Tackles  
**Sk** . . . . . Quarterback Sacks  
**Yds** . . . . . Yards Lost on Sack  
**QB P** . . . . . Quarterback Pressure  
**TFL** . . . . . Tackle for Loss  
**Int** . . . . . Interceptions  
**Yds** . . . . . Interception Return Yards  
**TD** . . . . . Interceptions Return Touchdowns  
**PD** . . . . . Passes Defensed  
**FF** . . . . . Forced Fumble  
**FR** . . . . . Fumble Recoveries  
**Yds** . . . . . Yards on Fumble Returns

# 2018 TENNESSEE TITANS PRESEASON STATISTICS

## Won 0, Lost 4

Date	W-L	Score	OT	Opponent	Attendance
08/09	L	17-31		at Green Bay	74,098
08/18	L	14-30		Tampa Bay	60,034
08/25	L	6-16		at Pittsburgh	48,039
08/30	L	3-13		Minnesota	61,455

Statistic	Tenn.	Opp.
<b>Total First Downs</b>	<b>64</b>	<b>85</b>
Rushing	13	23
Passing	38	46
Penalty	13	16
3rd Down: Made/Att	19/56	24/61
3rd Down Pct.	33.9	39.3
4th Down: Made/Att	2/8	2/5
4th Down Pct.	25.0	40.0
<b>Possession Avg.</b>	<b>27:32</b>	<b>32:29</b>
<b>Total Net Yards</b>	<b>1017</b>	<b>1418</b>
Avg. Per Game	254.3	354.5
Total Plays	234	277
Avg. Per Play	4.3	5.1
<b>Net Yards Rushing</b>	<b>285</b>	<b>310</b>
Avg. Per Game	71.3	77.5
Total Rushes	91	115
<b>Net Yards Passing</b>	<b>732</b>	<b>1108</b>
Avg. Per Game	183.0	277.0
Sacked/Yards Lost	12/79	6/58
Gross Yards	811	1166
Att./Completions	131/78	156/93
Completion Pct.	59.5	59.6
Had Intercepted	2	2
<b>Punts/Average</b>	<b>25/45.1</b>	<b>16/45.7</b>
Net Punting Avg.	25/41.5	16/43.3
<b>Penalties/Yards</b>	<b>45/402</b>	<b>37/302</b>
<b>Fumbles/Ball Lost</b>	<b>5/2</b>	<b>7/1</b>
<b>Touchdowns</b>	<b>5</b>	<b>9</b>
Rushing	0	1
Passing	5	8
Returns	0	0

Score By Periods	Q1	Q2	Q3	Q4	OT	PTS
<b>Team</b>	<b>17</b>	<b>3</b>	<b>7</b>	<b>13</b>	<b>0</b>	<b>40</b>
<b>Opponents</b>	<b>17</b>	<b>23</b>	<b>16</b>	<b>34</b>	<b>0</b>	<b>90</b>

Scoring	TD	Rush	Rec	Ret	K-PAT	FG	S	PTS
Taylor	2	0	2	0			0	12
Succop	0	0	0	0	2/2	2/2	0	8
Firkser	1	0	1	0			0	6
Jennings	1	0	1	0			0	6
Semisch	1	0	1	0			0	6
Barnard	0	0	0	0	2/2	0/0	0	2
<b>Team</b>	<b>5</b>	<b>0</b>	<b>5</b>	<b>0</b>	<b>4/4</b>	<b>2/2</b>	<b>0</b>	<b>40</b>
<b>Opponents</b>	<b>9</b>	<b>1</b>	<b>8</b>	<b>0</b>	<b>9/9</b>	<b>9/9</b>	<b>0</b>	<b>90</b>

2-Pt Conv: TM 0-1, OPP 0-0

**Sacks:** Correa LG 3.5, Brown 1.0, Dickerson 1.0, Finch 1.0, King 1.0, Landry 1.0, Spillane 1.0, **TM 6.0, OPP 12.0**

**FUM/Lost:** Falk 1/0, Gabbert 1/0, D. Lewis 1/0, Ross 1/1, Wadley 1/1

Rushing	No.	Yds	Avg	Long	TD
Dawkins	30	89	3.0	12	0
Fluellen	20	68	3.4	13	0
Wadley	16	56	3.5	12	0
Henry	11	30	2.7	8	0
D. Lewis	6	20	3.3	7	0
Gabbert	4	10	2.5	13	0
Mariota	3	9	3.0	7	0
Taylor	1	3	3.0	3	0
<b>Team</b>	<b>91</b>	<b>285</b>	<b>3.1</b>	<b>13</b>	<b>0</b>
<b>Opponents</b>	<b>115</b>	<b>310</b>	<b>2.7</b>	<b>18</b>	<b>1</b>

Receiving	No.	Yds	Avg	Long	TD
Burnett	11	93	8.5	15	0
Firkser	10	108	10.8	33	1
Wadley	8	41	5.1	24	0
Batson	7	74	10.6	21	0
Taylor	6	113	18.8	47t	2
Ross	6	80	13.3	19	0
Semisch	5	51	10.2	13	1
D. Lewis	5	46	9.2	16	0
Shippen	4	52	13.0	22	0
Sharpe	3	43	14.3	20	0
Dawkins	3	26	8.7	13	0
Fluellen	3	11	3.7	5	0
Jennings	2	11	5.5	7	1
Williams	1	38	38.0	38	0
J. Smith	1	16	16.0	16	0
Henry	1	7	7.0	7	0
Veasy	1	1	1.0	1	0
Wolf	1	0	0.0	0	0
<b>Team</b>	<b>78</b>	<b>811</b>	<b>10.4</b>	<b>47t</b>	<b>5</b>
<b>Opponents</b>	<b>93</b>	<b>1,166</b>	<b>12.5</b>	<b>54</b>	<b>8</b>

Interceptions	No.	Yds	Avg	Long	TD
Brown	1	3	3.0	3	0
Spillane	1	2	2.0	2	0
<b>Team</b>	<b>2</b>	<b>5</b>	<b>2.5</b>	<b>3</b>	<b>0</b>
<b>Opponents</b>	<b>2</b>	<b>29</b>	<b>14.5</b>	<b>30</b>	<b>0</b>

Punting	No.	Yds	Avg	Net	TB	In	Lg	B
Kern	14	641	45.8	43.6	1	5	59	0
Barnard	11	486	44.2	38.7	1	4	55	0
<b>Team</b>	<b>25</b>	<b>1,127</b>	<b>45.1</b>	<b>41.5</b>	<b>2</b>	<b>9</b>	<b>59</b>	<b>0</b>
<b>Opponents</b>	<b>16</b>	<b>731</b>	<b>45.7</b>	<b>43.3</b>	<b>1</b>	<b>5</b>	<b>61</b>	<b>0</b>

Punt Returns	Ret	FC	Yds	Avg	Long	TD
Batson	4	1	19	4.8	12	0
Burnett	2	0	-6	-3.0	0	0
Williams	2	2	0	0.0	0	0
Jackson	1	0	5	5.0	5	0
<b>Team</b>	<b>9</b>	<b>3</b>	<b>18</b>	<b>2.0</b>	<b>12</b>	<b>0</b>
<b>Opponents</b>	<b>11</b>	<b>9</b>	<b>50</b>	<b>4.5</b>	<b>12</b>	<b>0</b>

Kickoff Returns	No.	Yds	Avg	Long	TD
Batson	7	161	23.0	44	0
Jennings	2	42	21.0	22	0
Wadley	2	81	40.5	64	0
Taylor	1	16	16.0	16	0
<b>Team</b>	<b>12</b>	<b>300</b>	<b>25.0</b>	<b>64</b>	<b>0</b>
<b>Opponents</b>	<b>8</b>	<b>189</b>	<b>23.6</b>	<b>53</b>	<b>0</b>

Field Goals	1-19	20-29	30-39	40-49	50+
Succop	0/0	2/2	0/0	0/0	0/0
<b>Team</b>	<b>0/0</b>	<b>2/2</b>	<b>0/0</b>	<b>0/0</b>	<b>0/0</b>
<b>Opponents</b>	<b>0/0</b>	<b>1/1</b>	<b>3/3</b>	<b>5/5</b>	<b>0/0</b>

Succop: (23G) ( ) ( ) (24G), TM: (23G) ( ) ( ) (24G)  
OPP: (41G) (30G,44G,48G) (42G,33G,45G) (39G,22G)

Passing	Att	Cmp	Yds	Cmp%	Yds/Att	TD	TD%	Int	Int%	Long	Sack/Lost	Rating
Falk	58	32	296	55.2	5.10	1	1.7	1	1.7	24	7/46	67.9
Gabbert	55	35	350	63.6	6.36	2	3.6	0	0.0	33	2/18	93.8
Mariota	18	11	165	61.1	9.17	2	11.1	1	5.6	47t	3/15	105.1
<b>Team</b>	<b>131</b>	<b>78</b>	<b>811</b>	<b>59.5</b>	<b>6.19</b>	<b>5</b>	<b>3.8</b>	<b>2</b>	<b>1.5</b>	<b>47t</b>	<b>12/79</b>	<b>83.9</b>
<b>Opponents</b>	<b>156</b>	<b>93</b>	<b>1,166</b>	<b>59.6</b>	<b>7.47</b>	<b>8</b>	<b>5.1</b>	<b>2</b>	<b>1.3</b>	<b>54</b>	<b>6/58</b>	<b>94.7</b>

## 2018 TENNESSEE TITANS PRESEASON DEFENSIVE STATISTICS

PLAYER	TACKLES			SACKS		TFL	INTERCEPTIONS					FUMBLES		
	Tot	Solo	Asst	Sk	Yds		No	Yds	Lg	TD	PD	FF	FR	Yds
Spillane, Robert	24	15	9	1.0	0.0	0	1	0	0	0	1	0	0	0
Hurst, Demontre	18	12	6	0.0	0.0	1	0	0	0	0	1	0	0	0
Brown, Jayon	16	10	6	1.0	13.0	1	1	3	3	0	2	0	0	0
Bates, Daren	15	12	3	0.0	0.0	0	0	0	0	0	1	0	0	0
Webb, Damon	11	10	1	0.0	0.0	0	0	0	0	0	2	0	0	0
Compton, Will	9	7	2	0.0	0.0	0	0	0	0	0	0	0	0	0
Durden, Kenneth	8	8	0	0.0	0.0	1	0	0	0	0	2	0	0	0
Kalu, Joshua	8	6	2	0.0	0.0	0	0	0	0	0	1	0	0	0
Morgan, Nyles	8	5	3	0.0	0.0	0	0	0	0	0	0	0	1	0
Terrell, Steven	8	4	4	0.0	0.0	0	0	0	0	0	0	0	0	0
Washington, Tony	8	3	5	0.0	0.0	1	0	0	0	0	0	0	0	0
Sims, LeShaun	7	7	0	0.0	0.0	0	0	0	0	0	2	0	0	0
Jackson, Adoree'	7	6	1	0.0	0.0	0	0	0	0	0	1	0	0	0
Lampkin, Du'Vonta	7	5	2	0.0	0.0	0	0	0	0	0	0	0	0	0
Gafford, Rico	7	4	3	0.0	0.0	1	0	0	0	0	2	0	0	0
Warmsley, Julius	7	4	3	0.0	0.0	2	0	0	0	0	0	0	0	0
Carraway, Josh	5	4	1	0.0	0.0	0	0	0	0	0	0	0	0	0
Dickerson, Matt	5	4	1	1.0	7.0	1	0	0	0	0	0	0	0	0
Vaccaro, Kenny	5	3	2	0.0	0.0	0	0	0	0	0	0	0	0	0
Chubb, Brandon	5	2	3	0.0	0.0	1	0	0	0	0	0	0	0	0
Thompson, Jason	5	2	3	0.0	0.0	0	0	0	0	0	0	0	0	0
Finch, Sharif	4	4	0	1.0	9.0	2	0	0	0	0	0	0	0	0
Lewis, Kendrick	4	3	1	0.0	0.0	0	0	0	0	0	1	1	0	0
Wallace, Aaron	4	3	1	0.0	0.0	0	0	0	0	0	0	0	0	0
Johnson, Austin	4	2	2	0.0	0.0	1	0	0	0	0	0	0	0	0
Woodyard, Wesley	4	2	2	0.0	0.0	0	0	0	0	0	0	0	0	0
Kallon, Francis	3	2	1	0.0	0.0	0	0	0	0	0	0	0	0	0
King, David	3	2	1	1.0	22.0	0	0	0	0	0	1	1	0	0
Logan, Bennie	3	2	1	0.0	0.0	1	0	0	0	0	0	0	0	0
Okeke, Tobenna	3	2	1	0.0	0.0	0	0	0	0	0	0	0	0	0
Jones, DaQuan	3	1	2	0.0	0.0	0	0	0	0	0	0	0	0	0
Knox, Jeff	3	1	2	0.0	0.0	0	0	0	0	0	0	0	0	0
Ramsay, Mike	3	1	2	0.0	0.0	0	0	0	0	0	0	0	0	0
Reed, Kalan	3	0	3	0.0	0.0	0	0	0	0	0	1	0	0	0
Casey, Jurrell	2	2	0	0.0	0.0	0	0	0	0	0	0	0	0	0
Ryan, Logan	2	2	0	0.0	0.0	0	0	0	0	0	0	0	0	0
Trawick, Brynden	2	2	0	0.0	0.0	0	0	0	0	0	0	0	0	0
Este, Joseph	2	1	1	0.0	0.0	0	0	0	0	0	0	0	0	0
Landry III, Harold	2	1	1	1.0	7.0	0	0	0	0	0	0	1	0	0
Byard, Kevin	2	0	2	0.0	0.0	0	0	0	0	0	3	0	0	0
Butler, Malcolm	1	1	0	0.0	0.0	0	0	0	0	0	0	0	0	0
Caldwell, Trey	1	1	0	0.0	0.0	0	0	0	0	0	0	0	0	0
<b>TEAM TOTALS:</b>	<b>251</b>	<b>168</b>	<b>83</b>	<b>6.0</b>	<b>58.0</b>	<b>13</b>	<b>2</b>	<b>3</b>	<b>3</b>	<b>0</b>	<b>21</b>	<b>3</b>	<b>1</b>	<b>0</b>

## TITANS PRESEASON SPECIAL TEAMS STATISTICS

PLAYER	TACKLES			FUMBLES		BLOCKS		
	Tot	Solo	Asst	FF	FR	PAT	FG	PUNT
Thompson, Jason	5	1	4	0	0	0	0	0
Compton, Will	3	2	1	0	0	0	0	0
Trawick, Brynden	2	2	0	1	0	0	0	0
Washington, Tony	2	2	0	0	0	0	0	0
Vaccaro, Kenny	2	1	1	0	0	0	0	0
Byard, Kevin	1	1	0	0	0	0	0	0
Kalu, Joshua	1	1	0	0	0	0	0	0
Sims, LeShaun	1	1	0	1	0	0	0	0
Spillane, Robert	1	1	0	0	0	0	0	0
Veasy, Jordan	1	1	0	0	0	0	0	0
Williams, Nick	1	1	0	0	0	0	0	0
Woodyard, Wesley	1	1	0	0	0	0	0	0
Batson, Cameron	1	0	1	0	0	0	0	0
Brinkley, Beau	1	0	1	0	0	0	0	0
Knox, Jeff	1	0	1	0	0	0	0	0
Landry III, Harold	1	0	1	0	0	0	0	0
Webb, Damon	1	0	1	0	0	0	0	0
<b>TEAM TOTALS:</b>	<b>26</b>	<b>15</b>	<b>11</b>	<b>2</b>	<b>0</b>	<b>0</b>	<b>0</b>	<b>0</b>

## MISCELLANEOUS STATISTICS

PLAYER	TACKLES			FUMBLES	
	Tot	Solo	Asst	FF	FR
Levin, Corey	2	2	0	0	0
Jennings, Darius	1	1	0	0	0
Mariota, Marcus	1	1	0	0	0
Gabbert, Blaine	0	0	0	0	1
Stinnie, Aaron	0	0	0	0	1
<b>TEAM TOTALS:</b>	<b>4</b>	<b>4</b>	<b>0</b>	<b>0</b>	<b>2</b>

### Legend:

**Tot** ..... Total Tackles  
**Solo** ..... Unassisted Tackles  
**Asst** ..... Assisted Tackles  
**Sk** ..... Quarterback Sacks  
**Yds** ..... Yards Lost on Sack  
**QBP** ..... Quarterback Pressure  
**TFL** ..... Tackle for Loss  
**Int** ..... Interceptions  
**Yds** ..... Interception Return Yards  
**TD** ..... Interceptions Return Touchdowns  
**PD** ..... Passes Defensed  
**FF** ..... Forced Fumble  
**FR** ..... Fumble Recoveries  
**Yds** ..... Yards on Fumble Returns



# REGULAR SEASON: THE LAST TIME THE TENNESSEE TITANS ...

## GAMES WON

### WON BY SCORING IN THE LAST TWO MINUTES OF REGULATION

**By Titans**—Corey Davis 11-yard TD reception (0:36 remaining) vs. New York Jets, 12/2/18 (W)  
**By Opponents**—Stephen Hauschka 46-yard field goal (0:00 remaining), at Buffalo, 10/7/18 (L)

### WON OVERTIME GAME

**By Titans**—Philadelphia 23, at Tennessee 26, 9/30/18 (W)  
**By Opponents**—vs. Arizona 37, Tennessee 34, 12/15/13 (L)

### WON BY 20 OR MORE POINTS

**By Titans**—at Tennessee 30, Jacksonville 9, 12/6/18 (W)  
**By Opponents**—at Indianapolis 38, Tennessee 10, 11/18/18 (L)

### WON BY SHUTOUT

**By Titans**—Tennessee 17, at New York Giants 0, 12/16/18 (W)  
**By Opponents**—Baltimore 21, at Tennessee 0, 10/14/18 (L)

## TEAM SCORING

### SCORED 50 POINTS

**By Titans**—Never in Titans era (since 1999)  
**By Oilers**—Houston 58, vs. Cleveland 14, 12/9/90 (W)  
**By Opponents**—at Houston 57, Tennessee 14, 10/1/17 (L)

### SCORED 40 POINTS

**By Titans**—Tennessee 47, vs. Green Bay 25, 11/13/16 (W)  
**By Opponents**—at Pittsburgh 40, Tennessee 17, 11/16/17 (L)

### SCORED 20 POINTS IN A QUARTER

**By Titans**—21 points in fourth quarter, vs. Indianapolis, 10/16/17 (W)  
**By Opponents**—20 points in fourth quarter, at Houston, 10/1/17 (L)

### SCORED 30 POINTS IN A HALF

**By Titans**—31 points in second half, at Jacksonville, 9/17/17 (W)  
**By Opponents**—30 points in first half, at Houston, 10/1/17 (L)

### SCORED TOUCHDOWNS ON OFFENSE, DEFENSE AND SPECIAL TEAMS

**By Titans**—One rushing, two interception returns, two punt returns, vs. Jacksonville, 12/30/12 (W)  
**By Opponents**—Four passing, one interception return, two punt returns, at Oakland, 9/29/02 (L)

### SCORED A TOUCHDOWN ON FIRST OFFENSIVE POSSESSION

**By Titans**—Derrick Henry 1-yard run, vs. Washington, 12/22/18 (W)  
**By Opponents**—Dontrelle Inman 11-yard reception, vs. Indianapolis, 12/30/18 (L)

## TEAM YARDAGE TOTALS

### 500 TOTAL NET YARDS

**By Titans**—vs. Arizona (532 yards), 11/29/09 (W)  
**By Opponents**—at Denver (551 yards), 12/8/13 (L)

### 400 TOTAL NET YARDS

**By Titans**—vs. Jacksonville Jaguars (426 yards), 12/6/18 (W)  
**By Opponents**—vs. Indianapolis (436 yards), 12/30/18 (L)

## TEAM DEFENSE

### HELD OPPONENT WITHOUT A TOUCHDOWN

**By Titans**—Tennessee 17, at New York Giants 0, 12/16/18 (W)  
**By Opponents**—Baltimore 21, at Tennessee 0, 10/14/18 (L)

### HELD OPPONENT TO 200 OR FEWER NET YARDS OF OFFENSE

**By Titans**—at Miami (178 net yards), 10/8/17 (L)  
**By Opponents**—vs. Baltimore (106 net yards), 10/14/18 (L)

### HELD OPPONENT TO 50 OR FEWER YARDS RUSHING

**By Titans**—at New York Giants (47 yards), 12/16/18 (W)  
**By Opponents**—vs. Houston (30 yards), 12/27/15 (L)

### HELD OPPONENT TO 100 OR FEWER NET YARDS PASSING

**By Titans**—at Miami (78 net yards), 10/8/17 (L)  
**By Opponents**—vs. Baltimore (51 net yards), 10/14/18 (L)

### SEVEN OR MORE SACKS BY TEAM

**By Titans**—at Arizona (8 sacks), 12/10/17 (L)  
**By Opponents**—vs. Baltimore (11 sacks), 10/14/18 (L)

### SIX OR MORE SACKS BY TEAM

**By Titans**—at Arizona (8 sacks), 12/10/17 (L)  
**By Opponents**—at Houston (6 sacks), 11/26/18 (L)

### FIVE OR MORE SACKS BY TEAM

**By Titans**—at Dallas (5 sacks), 11/5/18 (W)  
**By Opponents**—at Houston (6 sacks), 11/26/18 (L)

### FORCED FIVE OR MORE OPPONENT TURNOVERS

**By Titans**—vs. N.Y. Jets (4 interceptions, 1 fumble), 12/17/12 (W)  
**By Opponents**—at Houston (4 interceptions, 1 fumble), 10/1/17 (L)

### FORCED FOUR OR MORE OPPONENT TURNOVERS

**By Titans**—vs. Jacksonville (2 interceptions, 2 fumbles), 12/31/17 (W)  
**By Opponents**—at Pittsburgh (4 interceptions), 11/16/17 (L)

## SPECIAL TEAMS

### KICKOFF RETURNED FOR TOUCHDOWN

**By Titans**—Darius Jennings (94 yards) at Miami, 9/9/18 (L)  
**By Opponents**—Jakeem Grant (102 yards) at Miami, 9/9/18 (L)

### OPENING KICKOFF RETURNED FOR TOUCHDOWN

**By Titans**—Derrick Mason (101 yards) at Cincinnati, 11/18/01 (W)  
**By Opponents**—Josh Huff (107 yards) at Philadelphia, 11/23/14 (L)

### PUNT RETURNED FOR TOUCHDOWN

**By Titans**—Darius Reynaud (twice—69 yards and 81 yards) vs. Jacksonville, 12/30/12 (W)  
**By Opponents**—Jakeem Grant (74 yards) at Miami, 10/9/16 (W)

### FIELD GOAL BLOCKED

**By Titans**—Brian Orakpo at New Orleans (Kai Forbath), 11/8/15 (W)  
**By Opponents**—T.J. Watt at Pittsburgh (Ryan Succop), 11/16/17 (L)

### FIELD GOAL BLOCKED, RETURNED FOR TD

**By Titans**—Donald Mitchell (69 yards) at Detroit (Jason Hanson's FG blocked by Henry Ford), 10/21/01 (W)  
**By Opponents**—Rob Morris (68 yards) at Indianapolis (Gary Anderson's FG blocked by Montae Reagar), 12/5/04 (L)

### PUNT BLOCKED

**By Titans**—Tim Shaw vs. Pittsburgh (Drew Butler), 10/11/12 (W)  
**By Opponents**—Kevin Pierre-Louis vs. New York Jets (Brett Kern), 12/2/18 (W)

### PUNT BLOCKED AND RETURNED FOR TD

**By Titans**—Jason McCourty vs. Indianapolis (Pat McAfee's punt blocked by Patrick Bailey and recovered in end zone by McCourty), 10/30/11 (W)  
**By Opponents**—Mike Harris (19 yards) vs. Jacksonville (Brett Kern's punt blocked by Mike Harris), 12/30/12 (W)

### FIVE FIELD GOALS

**By Titans**—Ryan Succop (5) vs. Indianapolis, 10/16/17 (W)  
**By Opponents**—Jason Myers (5), vs. New York Jets, 12/2/18 (W)

### FOUR FIELD GOALS

**By Titans**—Ryan Succop at Buffalo, 10/7/18 (L)  
**By Opponents**—Jason Myers (5), vs. New York Jets, 12/2/18 (W)

### THREE FIELD GOALS

**By Titans**—Ryan Succop (4) at Buffalo, 10/7/18 (L)  
**By Opponents**—Jason Myers (5), vs. New York Jets, 12/2/18 (W)

### SUCCESSFUL ONSIDE KICK

**By Titans**—Rob Bironas kicks and Daimion Stafford recovers, vs. Arizona, 12/15/13 (L)  
**By Opponents**—Connor Barth kicks and Adrian Amos recovers, at Chicago, 11/27/16 (W)

## REGULAR SEASON: THE LAST TIME THE TENNESSEE TITANS ...

### MISSED PAT

**By Titans**—Ryan Succop vs. Washington, 12/22/18 (W)

**By Opponents**—Adam Vinatieri, vs. Indianapolis, 12/30/18 (L)

## TWO-POINT CONVERSIONS

### TWO-POINT CONVERSION MADE

**By Titans**—Dexter McCluster (pass from Marcus Mariota) at N.Y. Jets, 12/13/15 (L)

**By Opponents**—Blake Bortles run vs. Jacksonville, 10/27/16 (W)

### TWO-POINT CONVERSION FAILED

**By Titans**—at L.A. Chargers (London) (pass failed), 10/21/18 (L)

**By Opponents**—vs. Seattle (pass failed), 9/24/17 (W)

## INDIVIDUAL OFFENSIVE PERFORMANCES

### INDIVIDUAL WITH 200 SCRIMMAGE YARDS

**By Titans**—Derrick Henry (238 yards) vs. Jacksonville, 12/6/18 (W)

**By Opponents**—Todd Gurley (276 yards), vs. Los Angeles Rams, 12/24/17 (L)

### RUSHING TOUCHDOWN AND RECEIVING TOUCHDOWN

**By Titans**—DeMarco Murray (two rushing, one receiving) vs. Cincinnati, 11/12/17 (W)

**By Opponents**—Lamar Miller, at Houston, 10/1/17 (L)

### RUSHING TOUCHDOWN AND PASSING TOUCHDOWN

**By Titans**—Marcus Mariota (2 passing, 1 rushing) at Dallas, 11/5/18 (W)

**By Opponents**—Deshaun Watson (2 passing, 1 rushing), at Houston, 11/26/18 (L)

## INDIVIDUAL RUSHING

### 200 YARDS RUSHING

**By Titans**—Derrick Henry (238 yards) vs. Jacksonville, 12/6/18 (W)

**By Opponents**—Le'Veon Bell (204 yards) vs. Pittsburgh, 11/17/14 (L)

### 150 YARDS RUSHING

**By Titans**—Derrick Henry (170 yards) at New York Giants, 12/16/18 (W)

**By Opponents**—Lamar Miller (162 yards), at Houston, 11/26/18 (L)

### 100 YARDS RUSHING

**By Titans**—Derrick Henry (170 yards) at New York Giants, 12/16/18 (W)

**By Opponents**—Marlon Mack (119 yards), vs. Indianapolis, 12/30/18 (L)

### CONSECUTIVE 100-YARD RUSHING GAMES

**By Titans**—Derrick Henry vs. Jacksonville (238 yards), 12/6/18 (W), at New York Giants (170 yards), 12/16/18 (W)

### 30 OR MORE CARRIES

**By Titans**—Derrick Henry (33 att) at New York Giants, 12/16/18 (W)

**By Opponents**—Melvin Gordon (32 carries) at San Diego, 11/6/16 (L)

### RUSHING PLAY OF 80 OR MORE YARDS

**By Titans**—Derrick Henry (99 yards) vs. Jacksonville, 12/6/18 (W)

**By Opponents**—Lamar Miller (97 yards), at Houston, 11/26/18 (L)

### RUSHING PLAY OF 50 OR MORE YARDS

**By Titans**—Derrick Henry (99 yards & 54 yards) vs. Jacksonville, 12/6/18 (W)

**By Opponents**—Lamar Miller (97 yards), at Houston, 11/26/18 (L)

### THREE TOUCHDOWNS RUSHING

**By Titans**—Derrick Henry (4) vs. Jacksonville, 12/6/18 (W)

**By Opponents**—Corey Dillon (4) at Cincinnati, 12/4/97 (L)

### TWO TOUCHDOWNS RUSHING

**By Titans**—Derrick Henry (2) at New York Giants, 12/16/18 (W)

**By Opponents**—Alex Collins, vs. Baltimore, 10/14/18 (L)

## INDIVIDUAL PASSING

### 400 YARDS PASSING

**By Titans**—Ryan Fitzpatrick (402 yards) vs. Arizona, 12/15/13 (L)

**By Opponents**—Tony Romo (406 yards) at Dallas, 10/10/10 (W)

### 300 YARDS PASSING

**By Titans**—Marcus Mariota (303 yards) at Houston, 11/26/18 (L)

**By Opponents**—Philip Rivers (306 yards), at L.A. Chargers (London), 10/21/18 (L)

### CONSECUTIVE 300-YARD PASSING GAMES

**By Titans**—Matt Hasselbeck vs. Baltimore (358 yards), 9/18/11 (W), vs. Denver (311 yards), 9/25/11 (W)

### FIVE TOUCHDOWN PASSES

**By Titans**—Steve McNair vs. Jacksonville, 12/26/99 (W)

**By Opponents**—Blake Bortles vs. Jacksonville, 12/6/15 (W)

### FOUR TOUCHDOWN PASSES

**By Titans**—Marcus Mariota vs. Green Bay, 11/13/16 (W)

**By Opponents**—Jared Goff, vs. Los Angeles Rams, 12/24/17 (L)

### 50 OR MORE PASS ATTEMPTS

**By Titans**—Zach Mettenberger (51 att) vs. Houston, 12/27/15 (L)

**By Opponents**—Carson Wentz (50 att) vs. Philadelphia, 9/30/18 (W)

### 40 OR MORE PASS ATTEMPTS

**By Titans**—Marcus Mariota (43 att) vs. Philadelphia, 9/30/18 (W)

**By Opponents**—Eli Manning (44 att), at New York Giants, 12/16/18 (W)

### 30 OR MORE COMPLETIONS

**By Titans**—Marcus Mariota (30 comp) vs. Philadelphia, 9/30/18 (W)

**By Opponents**—Carson Wentz (33 comp) vs. Philadelphia, 9/30/18 (W)

### NO SACKS ALLOWED

**By Titans**—vs. Indianapolis, 12/30/18 (L)

**By Opponents**—at Indianapolis, 11/18/18 (L)

### COMPLETION OF 80 OR MORE YARDS

**By Titans**—Zach Mettenberger (80 yards) vs. Pittsburgh, 11/17/14, (L)

**By Opponents**—Jared Goff (80 yards), vs. Los Angeles Rams, 12/24/17 (L)

### COMPLETION OF 50 OR MORE YARDS

**By Titans**—Marcus Mariota (55 yards) vs. New York Jets, 12/2/18 (W)

**By Opponents**—Andrew Luck (68 yards), at Indianapolis, 11/18/18 (L)

## INDIVIDUAL RECEIVING

### 200 YARDS RECEIVING

**By Titans**—Kenny Britt (225 yards) vs. Philadelphia, 10/24/10 (W)

**By Opponents**—DeAndre Hopkins (238 yards) at Houston, 11/30/14 (L)

### 150 YARDS RECEIVING

**By Titans**—Corey Davis (161 yards) vs. Philadelphia, 9/30/18 (W)

**By Opponents**—T.Y. Hilton (155 yards), at Indianapolis, 11/18/18 (L)

### 100 YARDS RECEIVING

**By Titans**—Taywan Taylor (104 yards) vs. New York Jets, 12/2/18 (W)

**By Opponents**—T.Y. Hilton (155 yards), at Indianapolis, 11/18/18 (L)

### CONSECUTIVE 100-YARD RECEIVING GAMES

**By Titans**—Nate Washington vs. San Diego (131 yards), 9/22/13 (W), vs. New York Jets (105 yards), 9/29/13 (W)

### 10 OR MORE RECEPTIONS

**By Titans**—Delanie Walker (10 rec.) vs. Dallas, 9/14/14 (L)

**By Opponents**—Zach Ertz (10 rec.), vs. Philadelphia, 9/30/18 (W)

### RECEPTION OF 80 OR MORE YARDS

**By Titans**—Nate Washington (80 yards) vs. Pittsburgh, 11/17/14, (L)

**By Opponents**—Todd Gurley (80 yards), vs. Los Angeles Rams, 12/24/17 (L)

### RECEPTION OF 50 OR MORE YARDS

**By Titans**—Taywan Taylor (55 yards) vs. New York Jets, 12/2/18 (W)

**By Opponents**—T.Y. Hilton (68 yards), at Indianapolis, 11/18/18 (L)

## REGULAR SEASON: THE LAST TIME THE TENNESSEE TITANS ...

### THREE TOUCHDOWN RECEPTIONS

**By Titans**—Kenny Britt vs. Philadelphia, 10/24/10 (W)

**By Opponents**—Antonio Brown at Pittsburgh, 11/16/17 (L)

### TWO TOUCHDOWN RECEPTIONS

**By Titans**—Rishard Matthews at San Diego, 11/6/16 (L)

**By Opponents**—Demaryius Thomas, at Houston, 11/26/18 (L)

## COMBINED OFFENSIVE PERFORMANCES BY TEAMMATES

### 100-YARD RUSHER AND 100-YARD RECEIVER IN A GAME

**By Titans**—DeMarco Murray (123 rush.) and Delanie Walker (124 rec.) vs. Green Bay, 11/13/16 (W)

**By Opponents**—Chris Ivory (101 rush.) and Brandon Marshall (125 rec.) at New York Jets, 12/13/15 (L)

**By One Player (Opponent)**—Todd Gurley (118 rush. and 158 receiving), vs. Los Angeles Rams, 12/24/17 (L)

### 100-YARD RUSHER, 100-YARD RECEIVER AND 300-YARD PASSER IN A GAME

**By Titans**—Chris Johnson (154 rush.), Kenny Britt (128 rec.) and Vince Young (387 pass.) vs. Arizona, 11/29/09 (W)

**By Opponents**—Todd Gurley (118 rush. and 158 rec.) and Jared Goff (301 pass.), vs. Los Angeles Rams, 12/24/17 (L)

### 300-YARD PASSER AND 100-YARD RECEIVER IN A GAME

**By Titans**—Marcus Mariota (344 pass.) and Corey Davis (161 rec.) vs. Philadelphia, 9/30/18 (W)

**By Opponents**—Philip Rivers (306 pass.), Tyrell Williams (118 rec.), at L.A. Chargers (London), 10/21/18 (L)

### 100-YARD RUSHER AND 300-YARD PASSER IN A GAME

**By Titans**—Marcus Mariota (306 pass.) and Derrick Henry (131 rush.) vs. Indianapolis, 10/16/17 (W)

**By Opponents**—Jared Goff (301 pass.) and Todd Gurley (118 rush.), vs. Los Angeles Rams, 12/24/17 (L)

### TWO 100-YARD RUSHERS IN A GAME

**By Titans**—Chris Johnson (125 yards) and LenDale White (106 yards) at Detroit, 11/27/08 (W)

**By Opponents**—Arian Foster (115 yards) and Ben Tate (104 yards) vs. Houston, 10/23/11 (L)

### TWO 100-YARD RECEIVERS IN A GAME

**By Titans**—Justin Hunter (109 yards) and Kendall Wright (103 yards) at Oakland, 11/24/13 (W)

**By Opponents**—Zach Ertz (112 rec.) and Alshon Jeffery (105 rec.), vs. Philadelphia, 9/30/18 (W)

## INDIVIDUAL DEFENSE

### INTERCEPTION RETURNED FOR TOUCHDOWN

**By Titans**—Jayon Brown (22 yards) vs. Indianapolis, 12/30/18 (L)

**By Opponents**—Trumaine Johnson (31 yards), vs. New York Jets, 12/2/18 (W)

### FUMBLE RETURNED FOR TOUCHDOWN

**By Titans**—Wesley Woodyard (4 yards) vs. Los Angeles Rams, 12/24/17 (L)

**By Opponents**—Yannick Ngakoue (67 yards) vs. Jacksonville, 12/31/17 (W)

### SAFETY SCORED

**By Titans**—Jets quarterback Geno Smith penalized for intentional grounding in the end zone, vs. N.Y. Jets, 12/14/14 (L)

**By Opponents**—Cameron Batson tackled in end zone vs. Jacksonville, 12/6/18 (W)

### THREE INTERCEPTIONS

**By Titans**—Kevin Byard (3) at Cleveland, 10/22/17 (W)

**By Opponents**—Glover Quin (3) at Houston, 11/28/10 (L)

### TWO INTERCEPTIONS

**By Titans**—Kevin Byard (2) vs. Jacksonville, 12/31/17 (W)

**By Opponents**—Reshad Jones at Miami, 9/9/18 (L)

### THREE SACKS

**By Titans**—Jason Jones (3.5) vs. Pittsburgh, 12/21/08 (W)

**By Opponents**—Za'Darius Smith, vs. Baltimore, 10/14/18 (L)

## POSTSEASON: THE LAST TIME THE TENNESSEE TITANS ...

### GAMES WON (PLAYOFFS)

#### WON BY SCORING IN THE LAST TWO MINUTES OF REGULATION

**By Titans**—Gary Anderson 46-yard field goal with 0:29 remaining, at Baltimore, 1/3/04 (W)

**By Opponents**—Matt Stover 43-yard field goal with 0:53 remaining, vs. Baltimore, 1/10/09 (L)

#### WON OVERTIME GAME

**By Titans**—Tennessee 34, vs. Pittsburgh 31, 1/11/03 (W)

**By Opponents**—at Buffalo 41, Houston 38, 1/3/93 (L)

#### WON BY 20 OR MORE POINTS

**By Titans/Oilers**—Never Happened

**By Opponents**—at New England 35, Tennessee 14, 1/13/18 (L)

#### WON BY SHUTOUT

**By Titans/Oilers**—Never Happened

**By Opponents**—Never Happened

### TEAM SCORING (PLAYOFFS)

#### SCORED 50 POINTS

**By Titans/Oilers**—Never Happened

**By Opponents**—at Oakland 56, Houston 7, 12/21/69 (L)

#### SCORED 40 POINTS

**By Titans/Oilers**—Never Happened

**By Opponents**—at Oakland 41, Tennessee 24, 1/19/03 (L)

#### SCORED 20 POINTS IN A QUARTER

**By Titans**—Never in Titans era (since 1999)

**By Oilers**—21 points in second quarter, at Buffalo, 1/3/93 (L)

**By Opponents**—21 points in second quarter, at New England, 1/13/18 (L)

#### SCORED 30 POINTS IN A HALF

**By Titans/Oilers**—Never Happened

**By Opponents**—35 points in second half, at Buffalo, 1/3/93 (L)

### SCORED TOUCHDOWNS ON OFFENSE, DEFENSE AND SPECIAL TEAMS

**By Titans/Oilers**—Never Happened

**By Opponents**—Never Happened

### SCORED A TOUCHDOWN ON FIRST OFFENSIVE POSSESSION

**By Titans**—Chris Brown 6-yard run, at Baltimore, 1/3/04 (W)

**By Opponents**—Bethel Johnson 41-yard pass from Tom Brady, at New England, 1/10/04 (L)

## TEAM YARDAGE TOTALS (PLAYOFFS)

#### 500 TOTAL NET YARDS

**By Titans/Oilers**—Never Happened

**By Opponents**—Never Happened

#### 400 TOTAL NET YARDS

**By Titans**—vs. Pittsburgh (430 yards), 1/11/03 (W)

**By Opponents**—at New England (438 yards), 1/13/18 (L)



## POSTSEASON: THE LAST TIME THE TENNESSEE TITANS ...

### TEAM DEFENSE (PLAYOFFS)

#### HELD OPPONENT WITHOUT A TOUCHDOWN

- By Titans**—Never in Titans era (since 1999)  
**By Oilers**—Houston 10, at San Diego 3, 12/24/61 (W)  
**By Opponents**—at San Diego 17, Tennessee 6, 1/6/08 (L)

#### HELD OPPONENT TO 200 OR FEWER NET YARDS OF OFFENSE

- By Titans**—vs. Baltimore (134 net yards), 1/7/01 (L)  
**By Opponents**—vs. Buffalo (194 net yards), 1/8/00 (W)

#### HELD OPPONENT TO 50 OR FEWER YARDS RUSHING

- By Titans**—vs. Baltimore (50 yards), 1/10/09 (L)  
**By Opponents**—vs. Kansas City (39 yards), 1/16/94 (L)

#### HELD OPPONENT TO 100 OR FEWER NET YARDS PASSING

- By Titans**—vs. Buffalo (97 net yards), 1/8/00 (W)  
**By Opponents**—vs. Buffalo (55 net yards), 1/8/00 (W)

#### SEVEN OR MORE SACKS BY TEAM

- By Titans/Oilers**—Never Happened  
**By Opponents**—at New England (8 sacks), 1/13/18 (L)

### SPECIAL TEAMS (PLAYOFFS)

#### KICKOFF RETURNED FOR TOUCHDOWN

- By Titans**—Derrick Mason (80 yards) at Jacksonville, 1/23/00 (W)  
**By Opponents**—Never Happened

#### RETURNED OPENING KICKOFF FOR TOUCHDOWN

- By Titans/Oilers**—Never Happened  
**By Opponents**—Never Happened

#### PUNT RETURNED FOR TOUCHDOWN

- By Titans/Oilers**—Never Happened  
**By Opponents**—Never Happened

#### FIELD GOAL BLOCKED

- By Titans/Oilers**—Never Happened  
**By Opponents**—Richard Seymour at New England (Gary Anderson), 1/10/04 (L)

#### FIELD GOAL BLOCKED, RETURNED FOR TD

- By Titans/Oilers**—Never Happened  
**By Opponents**—Anthony Mitchell (90 yards) vs. Baltimore (Al Del Greco's FG blocked by Keith Washington), 1/7/01 (L)

#### PUNT BLOCKED

- By Titans**—Chris Coleman vs. Baltimore (Kyle Richardson, twice), 1/7/01 (L)  
**By Opponents**—Jerry Olsavsky vs. Pittsburgh (Greg Montgomery), 12/31/89 (L)

#### PUNT BLOCKED AND RETURNED FOR TD

- By Titans/Oilers**—Never Happened  
**By Opponents**—Never Happened

#### FIVE FIELD GOALS

- By Titans/Oilers**—Never Happened  
**By Opponents**—Never Happened

#### FOUR FIELD GOALS

- By Titans**—Al Del Greco at Indianapolis, 1/16/00 (W)  
**By Opponents**—Gary Anderson (OT) vs. Pittsburgh, 12/31/89 (L)

#### THREE FIELD GOALS

- By Titans**—Al Del Greco (4) at Indianapolis, 1/16/00 (W)  
**By Opponents**—Jeff Reed vs. Pittsburgh, 1/11/03 (W)

#### MISSED PAT (KICK)

- By Titans/Oilers**—Never Happened  
**By Opponents**—David Treadwell (Wide Left) at Denver, 1/4/92 (L)

### TWO-POINT CONVERSIONS (PLAYOFFS)

#### TWO-POINT CONVERSION MADE

- By Titans/Oilers**—Never Happened  
**By Opponents**—Plaxico Burress (pass from Hines Ward) vs. Pittsburgh, 1/11/03 (W)

#### TWO-POINT CONVERSION FAILED

- By Titans**—at Kansas City (two passes failed), 1/6/18 (W)  
**By Opponents**—vs. Buffalo (pass incomplete), 1/8/00 (W)

### INDIVIDUAL OFFENSIVE PERFORMANCES (PLAYOFFS)

#### INDIVIDUAL WITH 200 SCRIMMAGE YARDS

- By Titans/Oilers**—Never Happened  
**By Opponents**—Never Happened

#### RUSHING TOUCHDOWN AND RECEIVING TOUCHDOWN

- By Titans**—Never in Titans era (since 1999)  
**By Oilers**—Allen Pinkett at Cleveland, 12/24/88 (W)  
**By Opponents**—James White at New England, 1/13/18 (L)

#### RUSHING TOUCHDOWN AND PASSING TOUCHDOWN

- By Titans**—Steve McNair at Oakland, 1/19/03 (L)  
**By Opponents**—Rich Gannon at Oakland, 1/19/03 (L)

### INDIVIDUAL RUSHING (PLAYOFFS)

#### 200 YARDS RUSHING

- By Titans/Oilers**—Never Happened  
**By Opponents**—Never Happened

#### 150 YARDS RUSHING

- By Titans**—Derrick Henry (156 yards) at Kansas City, 1/6/18 (W)  
**By Opponents**—Paul Lowe (165 yards) vs. Los Angeles Chargers, 1/1/61 (W)

#### 100 YARDS RUSHING

- By Titans**—Derrick Henry (156 yards) at Kansas City, 1/6/18 (W)  
**By Opponents**—Fred Taylor (110 yards) at Jacksonville, 1/23/00 (W)

#### CONSECUTIVE 100-YARD RUSHING GAMES

- By Titans**—Eddie George vs. Buffalo (106 yards), 1/8/00 (W), at Indianapolis (162 yards), 1/16/00 (W)

#### 30 OR MORE CARRIES

- By Titans/Oilers**—Never Happened  
**By Opponents**—Never Happened

#### RUSHING PLAY OF 80 OR MORE YARDS

- By Titans/Oilers**—Never Happened  
**By Opponents**—Never Happened

#### RUSHING PLAY OF 50 OR MORE YARDS

- By Titans**—Steve McNair (51 yards) at Jacksonville, 1/23/00 (W)  
**By Opponents**—Never Happened

#### THREE TOUCHDOWNS RUSHING

- By Titans/Oilers**—Never Happened  
**By Opponents**—Never Happened

#### TWO TOUCHDOWNS RUSHING

- By Titans**—Steve McNair at Oakland, 1/19/03 (L)  
**By Opponents**—Antowain Smith vs. Buffalo, 1/8/00 (W)

### INDIVIDUAL PASSING (PLAYOFFS)

#### 400 YARDS PASSING

- By Titans/Oilers**—Never Happened  
**By Opponents**—Kurt Warner (414 yards) vs. St. Louis, 1/30/00 (L)

#### 300 YARDS PASSING

- By Titans**—Steve McNair (338 yards) vs. Pittsburgh, 1/11/03 (W)  
**By Opponents**—Tom Brady (337 yards) at New England, 1/13/18 (L)

#### CONSECUTIVE 300-YARD PASSING GAMES

##### Playoffs:

- By Titans/Oilers**—Never Happened

## POSTSEASON: THE LAST TIME THE TENNESSEE TITANS ...

### FIVE TOUCHDOWN PASSES

**By Titans/Oilers**—Never Happened

**By Opponents**—Daryle Lamonica (6) at Oakland, 12/21/69 (L)

### FOUR TOUCHDOWN PASSES

**By Titans**—Never in Titans era (since 1999)

**By Oilers**—Warren Moon at Buffalo, 1/3/93 (L)

**By Opponents**—Frank Reich at Buffalo, 1/3/93 (L)

### 50 OR MORE PASS ATTEMPTS

**By Titans**—Never in Titans era (since 1999)

**By Oilers**—Warren Moon (50 att) at Buffalo, 1/3/93 (L)

**By Opponents**—Tom Brady (53 att) at New England, 1/13/18 (L)

### 40 OR MORE PASS ATTEMPTS

**By Titans**—Kerry Collins (42 att) vs. Baltimore, 1/10/09 (L)

**By Opponents**—Tom Brady (53 att) at New England, 1/13/18 (L)

### 30 OR MORE COMPLETIONS

**By Titans**—Never in Titans era (since 1999)

**By Oilers**—Warren Moon (32 comp) vs. Kansas City, 1/16/94 (L)

**By Opponents**—Tom Brady (35 comp) at New England, 1/13/18 (L)

### NO SACKS ALLOWED

**By Titans**—at Baltimore, 1/3/04 (W)

**By Opponents**—at New England, 1/13/18 (L)

### COMPLETION OF 80 OR MORE YARDS

**By Titans/Oilers**—Never Happened

**By Opponents**—Never Happened

### COMPLETION OF 50 OR MORE YARDS

**By Titans/Oilers**—Never Happened

**By Opponents**—Trent Dilfer (56 yards) vs. Baltimore, 1/7/01 (L)

## INDIVIDUAL RECEIVING (PLAYOFFS)

### 200 YARDS RECEIVING

**By Titans/Oilers**—Never Happened

**By Opponents**—Never Happened

### 150 YARDS RECEIVING

**By Titans/Oilers**—Never Happened

**By Opponents**—Isaac Bruce (162 yards) vs. St. Louis, 1/30/00 (L)

### 100 YARDS RECEIVING

**By Titans**—Justin Gage (135 yards) vs. Baltimore, 1/10/09 (L)

**By Opponents**—Danny Amendola (112 yards) at New England, 1/13/18 (L)

### CONSECUTIVE 100-YARD RECEIVING GAMES

**By Titans**—Never in Titans era (since 1999)

**By Oilers**—Ernest Givins at Denver (111 yards), 1/4/92 (L), at Buffalo (117 yards), 1/3/93 (L)

### 10 OR MORE RECEPTIONS

**By Titans**—Justin Gage (11 rec.) vs. Baltimore, 1/10/09 (L)

**By Opponents**—Danny Amendola (11 rec.) at New England, 1/13/18 (L)

### RECEPTION OF 80 OR MORE YARDS

**By Titans/Oilers**—Never Happened

**By Opponents**—Never Happened

### RECEPTION OF 50 OR MORE YARDS

**By Titans/Oilers**—Never Happened

**By Opponents**—Shannon Sharpe (56 yards) vs. Baltimore, 1/7/01 (L)

### THREE TOUCHDOWN RECEPTIONS

**By Titans/Oilers**—Never Happened

**By Opponents**—Andre Reed at Buffalo, 1/3/93 (L)

### TWO TOUCHDOWN RECEPTIONS

**By Titans/Oilers**—Corey Davis at New England, 1/13/18 (L)

**By Opponents**—Hines Ward vs. Pittsburgh, 1/11/03 (W)

## COMBINED OFFENSIVE PERFORMANCES BY TEAMMATES (PLAYOFFS)

### 100-YARD RUSHER AND 100-YARD RECEIVER IN A GAME

**By Titans/Oilers**—Never Happened

**By Opponents**—Never Happened

### 100-YARD RUSHER, 100-YARD RECEIVER AND 300-YARD PASSER IN A GAME

**By Titans/Oilers**—Never Happened

**By Opponents**—Never Happened

### 300-YARD PASSER AND 100-YARD RECEIVER IN A GAME

**By Titans**—Steve McNair (338 pass.) and Frank Wycheck (123 rec.) vs. Pittsburgh, 1/11/03 (W)

**By Opponents**—Tom Brady (337 pass.) and Danny Amendola (112 rec.) at New England, 1/13/18 (L)

### 100-YARD RUSHER AND 300-YARD PASSER IN A GAME

**By Titans/Oilers**—Never Happened

**By Opponents**—Never Happened

### TWO 100-YARD RUSHERS IN A GAME

**By Titans/Oilers**—Never Happened

**By Opponents**—Hewitt Dixon (144 yards) and Pete Banaszak (116 yards) at Oakland, 12/31/67 (L)

### TWO 100-YARD RECEIVERS IN A GAME

**By Titans**—Never in Titans era (since 1999)

**By Oilers**—Mike Barber (112 yards) and Ken Burrough (103 yards) at Miami, 12/24/78 (W)

**By Opponents**—Chris Chambers (121 yards) and Vincent Jackson (114 yards) at San Diego, 1/6/08 (L)

## INDIVIDUAL DEFENSE (PLAYOFFS)

### INTERCEPTION RETURNED FOR TOUCHDOWN

**By Titans**—Never in Titans era (since 1999)

**By Oilers**—Bubba McDowell (58 yards) at Buffalo, 1/3/93 (L)

**By Opponents**—Will Demps (56 yards) at Baltimore, 1/3/04 (W)

### FUMBLE RETURNED FOR TOUCHDOWN

**By Titans/Oilers**—Never Happened

**By Opponents**—Never Happened

### SAFETY SCORED

**By Titans**—Josh Evans and Jason Fisk (sacked Mark Brunell), at Jacksonville, 1/23/00 (W)

**By Opponents**—Dan Pastorini ran out of the End Zone, at Miami, 12/24/78 (W)

### THREE INTERCEPTIONS

**By Titans**—Never in Titans era (since 1999)

**By Oilers**—Vernon Perry (4\*) at San Diego, 12/29/79 (W)

**By Opponents**—Never Happened

### TWO INTERCEPTIONS

**By Titans**—Never in Titans era (since 1999)

**By Oilers**—Bubba McDowell vs. N.Y. Jets, 12/29/91 (W)

**By Opponents**—Johnny Robinson vs. Dallas Texans, 12/23/62 (L)

### THREE SACKS

**By Titans**—Never in Titans era (since 1999)

**By Oilers**—Andy Dorris vs. Denver, 12/23/79 (W)

**By Opponents**—Willie McGinest at New England, 1/10/04 (L)

## LAST TIME IN A SEASON THE TITANS ...

### TEAM OFFENSE

- Ranked 1st in Overall Offense — 1990
- Ranked 1st in Rushing Offense — 1967 (AFL)
- Ranked 1st in Passing Offense — 1992

### TEAM DEFENSE

- Ranked 1st in Overall Defense — 2000
- Ranked 1st in Rushing Defense — 2003
- Ranked 1st in Passing Defense — 2000

### GAMES WON (REGULAR SEASON)

- 10 Wins — 2008 (13-3)
- 11 Wins — 2008 (13-3)
- 12 Wins — 2008 (13-3)
- 13 Wins — 2008 (13-3)

### ADVANCED IN PLAYOFFS

- Wild Card Round — 2017
- Divisional Round — 2017
- Conference Championship — 2002
- Super Bowl — 1999

### RUSHING

- 1,000 Yards — **Derrick Henry** (1,059), 2018
- 1,500 Yards — **Chris Johnson** (2,006), 2009
- 2,000 Yards — **Chris Johnson** (2,006), 2009
- 300 Attempts — **Chris Johnson** (316), 2010
- 400 Attempts — **Eddie George** (403), 2000
- 10 Touchdowns — **Derrick Henry** (12), 2018
- 15 Touchdowns — **Lendale White** (15), 2008

### PASSING

- 3,000 Yards — **Marcus Mariota** (3,232), 2017
- 3,500 Yards — **Matt Hasselbeck** (3,571), 2011
- 4,000 Yards — **Warren Moon** (4,690), 1991
- 400 Attempts — **Marcus Mariota** (453), 2017
- 500 Attempts — **Matt Hasselbeck** (518), 2011
- 600 Attempts — **Warren Moon** (655), 1991
- 20 Touchdowns — **Marcus Mariota** (26), 2016
- 30 Touchdowns — **Warren Moon** (33), 1990
- 90.0 Passer Rating — **Marcus Mariota** (92.3), 2018
- 100.0 Passer Rating — **Steve McNair** (100.4), 2003

### RECEIVING

- 80 Receptions — **Delanie Walker** (94), 2015
- 90 Receptions — **Delanie Walker** (94), 2015
- 100 Receptions — **Haywood Jeffires** (100), 1991
- 1,000 Yards — **Delanie Walker** (1,088), 2015
- 1,500 Yards — **Charlie Hennigan** (1,546), 1964
- 10 Touchdowns — **Drew Bennett** (11), 2004
- 15 Touchdowns — **Bill Groman** (17), 1961

### SCORING

- 100 Points — **Ryan Succop** (106), 2018
- 110 Points — **Ryan Succop** (136), 2017
- 120 Points — **Ryan Succop** (136), 2017
- 130 Points — **Ryan Succop** (136), 2017
- 30 Field Goals — **Ryan Succop** (35), 2017
- 35 Field Goals — **Ryan Succop** (35), 2017
- 10 Touchdowns — **Derrick Henry** (12), 2018
- 15 Touchdowns — **Chris Johnson** (16), 2009

### DEFENSE

- 7 Interceptions — **Kevin Byard** (8), 2017
- 8 Interceptions — **Kevin Byard** (8), 2017
- 9 Interceptions — **Mike Reinfeldt** (12), 1979
- 10 Interceptions — **Mike Reinfeldt** (12), 1979
- 10 Sacks — **Brian Orakpo** (10.5), 2016
- 12 Sacks — **Jason Babin** (12.5), 2010
- 14 Sacks — **Jevon Kearse** (14.5), 1999
- 150 Tackles — **Wesley Woodyard** (172), 2017
- 175 Tackles — **Keith Bulluck** (180), 2002
- 200 Tackles — **Gregg Bingham** (212), 1980

## TITANS RECORDS AT A GLANCE

*Team record holders in major statistical categories*

### SCORING

- Points (Game) — 30 by **Billy Cannon** (5 TDs) at N.Y. Titans, 12/10/61
- Points (Season) — 136 by **Al Del Greco**, 1998; by **Ryan Succop**, 2017
- Points (Career) — 1,060 by **Al Del Greco**, 1991-00
- Touchdowns (Game) — 5 by **Billy Cannon** at N.Y. Titans, 12/10/61
- Touchdowns (Season) — 19 by **Earl Campbell**, 1979
- Touchdowns (Career) — 74 by **Eddie George**, 1996-03
- Field Goals (Game) — 8 by **Rob Bironas** at Hou., 10/21/07
- Field Goals (Season) — 36 by **Al Del Greco**, 1998
- Field Goals (Career) — 246 by **Al Del Greco**, 1991-00

### RUSHING

- Rushing Yards (Game) — 238 by **Derrick Henry** vs. Jax, 12/6/18
- Rushing Yards (Season) — 2,006 by **Chris Johnson**, 2009
- Rushing Yards (Career) — 10,009 by **Eddie George**, 1996-03
- Rushing Touchdowns (Game) — 4 by **Earl Campbell** vs. Mia., 11/20/78; **Lorenzo White** vs. Cle., 12/9/90; **Derrick Henry** vs. Jax, 12/6/18
- Rushing Touchdowns (Season) — 19 by **Earl Campbell**, 1979
- Rushing Touchdowns (Career) — 73 by **Earl Campbell**, 1978-84

### PASSING

- Passing Yards (Game) — 527 by **Warren Moon** at K.C., 12/16/90
- Passing Yards (Season) — 4,690 by **Warren Moon**, 1991
- Passing Yards (Career) — 33,685 by **Warren Moon**, 1984-93
- Passing Touchdowns (Game) — 7 by **George Blanda** vs. N.Y. Titans, 11/19/61
- Passing Touchdowns (Season) — 36 by **George Blanda**, 1961
- Passing Touchdowns (Career) — 196 by **Warren Moon**, 1984-93
- Passer Rating (Game) — 158.3 by **Chris Chandler** at Cin., 9/24/95
- Passer Rating (Season) — 100.4 by **Steve McNair**, 2003
- Passer Rating (Career) — 89.4 by **Marcus Mariota**, 2015-18

### RECEIVING

- Receptions (Game) — 13 (three times, last by **Drew Bennett** at Oak., 12/19/04)
- Receptions (Season) — 101 by **Charlie Hennigan**, 1964
- Receptions (Career) — 542 by **Ernest Givins**, 1986-94
- Receiving Yards (Game) — 272 by **Charlie Hennigan** at Bos., 10/13/61
- Receiving Yards (Season) — 1,746 by **Charlie Hennigan**, 1961
- Receiving Yards (Career) — 7,935 by **Ernest Givins**, 1986-94
- Receiving Touchdowns (Game) — 3 (17 times, last by **Kenny Britt** vs. Phi., 10/24/10)
- Receiving Touchdowns (Season) — 17 by **Bill Groman**, 1961
- Receiving Touchdowns (Career) — 51 by **Charlie Hennigan**, 1960-66

### PUNTING

- Punts (Game) — 11 (twice by **Rich Camarillo**, last at Pit., 12/3/95)
- Punts (Season) — 96 by **Rich Camarillo**, 1994
- Punts (Career) — 861 by **Craig Hentrich**, 1998-09

### PUNT RETURNS

- Punt Return Yards (Game) — 160 by **Darius Reynaud** vs. Jax., 12/30/12
- Punt Return Average (Season) — 15.4 by **Billy Johnson**, 1977
- Punt Return Average (Career) — 13.2 by **Billy Johnson**, 1974-80

### KICKOFF RETURNS

- Kickoff Return Yards (Game) — 240 by **Bobby Jancik** at Oak., 12/22/63
- Kickoff Return Average (Season) — 31.7 by **Darius Jennings**, 2018
- Kickoff Return Average (Career) — 26.5 by **Bobby Jancik**, 1962-67

### INTERCEPTIONS

- Interceptions (Game) — 3 (nine times, last by **Kevin Byard** at Cle., 10/22/17)
- Interceptions (Season) — 12 by **Freddy Glick**, 1963; by **Mike Reinfeldt**, 1979
- Interceptions (Career) — 45 by **Jim Norton**, 1960-68

### SACKS

- Sacks (Game) — 4 (five times, last by **William Fuller** vs. Pit., 11/28/93)
- Sacks (Season) — 17 by **Elvin Bethea**, 1973
- Sacks (Career) — 105 by **Elvin Bethea**, 1968-83



# TENNESSEE TITANS 2018 PARTICIPATION CHART

Player	9/9 @Mia	9/16 Hou	9/23 @Jax	9/30 Phi	10/7 @Buf	10/14 Bal	10/21 @LAC	11/5 @Dal	11/11 NE	11/18 @NE	11/26 @Hou	12/2 NYJ	12/6 Jax	12/16 @NYG	12/22 Was	12/30 Ind	Season Totals			
																	GP	GS	DNP	IA
Barnard, Austin.....	IR	IR	IR	IR	IR	IR	IR	IR	IR	IR	IR	IR	IR	IR	IR	IR	0	0	0	0
Bates, Daren.....	P	P	P	P	P	P	P	P	P	P	P	P	P	P	P	P	16	0	0	0
Batson, Cameron.....	IA	IA	PS	PS	PS	P	P	P	P	WR	P	WR	P	P	P	P	11	2	0	2
Brinkley, Beau.....	P	P	P	P	P	P	P	P	P	P	P	P	P	P	P	P	16	0	0	0
Brown, Jayon.....	P	P	P	ILB	ILB	ILB	P	P	ILB	ILB	P	ILB	ILB	P	ILB	ILB	16	9	0	0
Butler, Malcolm.....	CB	CB	CB	CB	CB	P	P	P	CB	CB	P	CB	CB	P	CB	CB	16	11	0	0
Byard, Kevin.....	FS	FS	FS	FS	FS	FS	FS	FS	FS	FS	FS	FS	FS	FS	FS	FS	16	16	0	0
Campanaro, Michael.....	IR	IR	IR	IR	IR	IR	IR	X	X	X	X	X	X	X	X	X	0	0	0	0
Casey, Jurrell.....	DT	DT	DT	DT	DT	DT	DT	DT	DT	DT	DT	DT	DT	DT	DT	DT	15	15	0	0
Compton, Will.....	ILB	ILB	P	P	P	IA	IA	IA	P	IA	P	P	P	P	P	P	12	2	0	4
Conklin, Jack.....	IA	IA	RT	RT	RT	RT	RT	RT	IA	RT	RT	RT	RT	IR	IR	IR	9	9	0	4
Correa, Kamalei.....	OLB	P	IA	P	P	P	OLB	OLB	OLB	P	P	IA	IA	P	P	P	13	4	0	3
Cruikshank, Dane.....	P	P	P	P	P	P	P	P	IA	P	IA	IA	IA	P	P	P	12	0	0	4
Cunningham, Jerome.....	PS	PS	X	X	X	X	X	X	X	X	X	X	X	X	X	X	0	0	0	0
Cyprien, Johnathan.....	IR	IR	IR	IR	IR	IR	IR	IR	IR	IR	IR	IR	IR	IR	IR	IR	0	0	0	0
Davis, Austin.....	X	X	X	DNP	IA	X	X	X	X	X	X	X	X	X	X	DNP	0	0	2	1
Davis, Corey.....	WR	WR	WR	WR	WR	WR	WR	WR	WR	WR	WR	WR	WR	WR	WR	WR	16	16	0	0
Dawkins, Dalyn.....	PS	PS	P	DNP	IA	PS	PS	PS	PS	DNP	IA	IA	PS	PS	PS	PS	1	0	2	3
Dickerson, Matt.....	DNP	IA	P	IA	IA	P	IA	IA	IA	IA	IA	IA	IA	IA	IA	P	3	0	1	12
Douglas, Jamil.....	X	X	X	X	PS	PS	PS	PS	PS	PS	PS	PS	PS	PS	PS	PS	0	0	0	0
Durden, Kenneth.....	P	X	P	IA	P	IA	IA	IA	P	IA	P	X	PS	PS	IA	IA	5	0	0	7
Evans, Rashaan.....	IA	P	ILB	P	ILB	ILB	ILB	ILB	P	P	ILB	P	P	ILB	P	P	15	7	0	1
Finch, Sharif.....	P	P	P	P	P	P	P	P	P	P	P	P	P	P	IA	P	15	0	0	1
Firkser, Anthony.....	IA	P	PS	PS	PS	P	P	P	P	P	P	P	P	P	P	P	12	0	0	1
Fluellen, David.....	P	P	IA	IA	P	P	P	P	P	IA	IA	IA	IA	IA	IR	IR	7	0	0	7
Fowler, Jalston.....	X	X	X	X	X	X	X	IA	IA	X	X	X	X	X	X	X	0	0	0	2
Gabbert, Blaine.....	P	QB	QB	IA	DNP	DNP	DNP	DNP	DNP	P	DNP	P	DNP	P	P	QB	8	3	7	1
Hansen, Chad.....	X	X	X	X	PS	PS	X	X	X	X	X	X	X	X	X	X	0	0	0	0
Harris, Nigel.....	X	X	X	X	X	PS	PS	PS	PS	PS	PS	PS	PS	PS	P	P	2	0	0	0
Henry, Derrick.....	RB	RB	RB	RB	RB	RB	RB	RB	RB	P	P	P	P	RB	RB	RB	16	12	0	0
Jackson, Adoree'.....	P	CB	P	CB	P	CB	CB	CB	CB	CB	CB	CB	CB	CB	CB	CB	16	13	0	0
Jennings, Darius.....	P	P	P	P	P	P	P	P	P	P	P	P	P	P	P	P	16	0	0	0
Johnson, Austin.....	NT	P	NT	P	NT	NT	NT	NT	P	P	NT	P	P	NT	P	DT	16	9	0	0
Jones, Ben.....	C	C	C	C	C	C	C	C	C	C	C	C	C	C	C	C	16	16	0	0
Jones, DaQuan.....	DE	DE	DE	DE	DE	DE	DE	DE	DE	DE	DE	DE	DE	DE	DE	DE	16	16	0	0
Jordan, Mike.....	X	X	X	X	X	X	X	X	X	PS	PS	PS	PS	PS	PS	PS	0	0	0	0
Kalu, Joshua.....	PS	PS	PS	PS	PS	PS	PS	PS	PS	PS	PS	P	P	P	P	P	5	0	0	0
Kelly, Dennis.....	RT	IA	IA	IA	IA	DNP	P	P	RT	P	P	P	P	RT	RT	RT	11	5	1	4
Kern, Brett.....	P	P	P	P	P	P	P	P	P	P	P	P	P	P	P	P	16	0	0	0
Kilgo, Darius.....	X	X	PS	IA	P	P	P	P	P	P	P	P	P	DNP	P	P	11	0	1	1
Kline, Josh.....	RG	RG	RG	RG	RG	RG	RG	RG	RG	RG	RG	RG	RG	RG	RG	RG	16	16	0	0
Landry III, Harold.....	IA	P	P	P	P	P	P	P	P	P	P	P	P	OLB	OLB	OLB	15	3	0	1
Levin, Corey.....	P	P	P	P	P	LG	P	P	P	P	P	P	P	P	P	P	16	1	0	0
Lewan, Taylor.....	LT	IA	LT	LT	LT	LT	LT	LT	LT	LT	LT	LT	LT	LT	LT	LT	15	15	0	1
Lewis, Dion.....	P	P	P	P	P	P	P	RB	RB	RB	RB	RB	RB	P	P	RB	16	7	0	0
Lewis, Kendrick.....	IA	IA	IA	P	SS	SS	SS	P	P	P	P	P	P	P	P	P	13	3	0	3
Lewis, LaTroy.....	X	X	X	X	PS	PS	PS	PS	PS	PS	PS	PS	PS	PS	PS	IA	0	0	0	1
Lewis Jr., Roger.....	X	X	X	X	X	PS	PS	PS	PS	PS	PS	PS	PS	PS	PS	PS	0	0	0	0
Logan, Bennie.....	P	P	P	P	P	IA	P	P	P	P	P	P	P	P	P	P	15	0	0	1
Mariota, Marcus.....	QB	DNP	P	QB	QB	QB	QB	QB	QB	QB	QB	QB	QB	QB	QB	IA	14	13	1	1
Marz, Tyler.....	PS	RT	P	P	P	IA	IA	IA	P	IA	IA	IA	IA	P	IA	IA	6	1	0	9
Matthews, Rishard.....	P	P	P	X	X	X	X	X	X	X	X	X	X	X	X	X	3	0	0	0
Maxey, Johnny.....	IR	IR	IR	IR	IR	IR	IR	X	X	X	X	X	X	X	X	X	0	0	0	0
McNichols, Jeremy.....	X	X	X	X	X	X	X	X	X	X	X	X	IA	IA	DNP	IA	0	0	1	3
Morgan, Derrick.....	P	OLB	OLB	OLB	OLB	OLB	IA	IA	IA	OLB	OLB	OLB	OLB	OLB	OLB	OLB	13	12	0	3
Morgan, Jordan.....	X	X	X	X	X	PS	PS	PS	PS	PS	PS	PS	X	X	X	X	0	0	0	0
Orakpo, Brian.....	OLB	OLB	OLB	OLB	OLB	OLB	OLB	OLB	OLB	OLB	OLB	OLB	OLB	IA	IA	IA	13	13	0	3
Palmer, Nate.....	IR	IR	IR	IR	IR	IR	IR	IR	IR	IR	IR	IR	IR	IR	IR	IR	0	0	0	0
Pamphile, Kevin.....	P	LT	RT	IR	IR	IR	IR	IR	IR	IR	IR	IR	IR	IR	IR	IR	3	2	0	0
Pasztor, Austin.....	X	X	X	X	X	X	X	X	X	X	X	X	X	IA	P	P	2	0	0	1
President, Gimmel.....	X	X	X	X	X	X	X	X	X	X	X	X	X	X	PS	PS	0	0	0	0
Pruitt, MyCole.....	X	P	P	P	P	P	P	P	P	P	P	P	P	P	TE	P	15	1	0	0
Quessenberry, David.....	X	PS	PS	PS	PS	PS	PS	PS	PS	PS	PS	PS	PS	PS	PS	PS	0	0	0	0
Raymond, Kalif.....	X	X	X	PS	X	X	X	X	X	X	X	X	X	X	X	PS	0	0	0	0
Ross, Devin.....	X	X	X	X	X	X	PS	PS	PS	PS	PS	PS	PS	PS	PS	PS	0	0	0	0
Ryan, Logan.....	CB	CB	CB	CB	CB	CB	CB	CB	CB	CB	CB	CB	CB	CB	IR	IR	14	14	0	0
Sharpe, Tajaé.....	WR	WR	WR	P	WR	WR	WR	WR	WR	WR	WR	WR	WR	WR	P	P	16	13	0	0
Shelton, Coleman.....	PS	PS	PS	PS	PS	X	X	X	X	X	X	X	X	X	X	X	0	0	0	0
Silberman, Ian.....	X	X	X	PS	X	X	X	X	X	X	X	X	X	X	X	X	0	0	0	0
Simon, Deon.....	PS	PS	PS	X	X	X	X	X	X	X	X	X	X	X	X	X	0	0	0	0
Sims, LeShaun.....	P	P	P	P	P	P	P	P	P	P	P	P	P	P	CB	CB	16	2	0	0
Smith, Jonnu.....	TE	TE	TE	TE	TE	TE	TE	TE	TE	TE	TE	P	TE	IR	IR	IR	13	12	0	0
Smith, Tye.....	IR	IR	IR	IR	IR	IR	IR	IR	IR	IR	IR	IR	IR	IR	IR	IR	0	0	0	0
Spain, Quinton.....	LG	LG	LG	LG	LG	LG	IA	LG	LG	LG	LG	LG	LG	LG	LG	LG	15	15	0	1
Spillane, Robert.....	PS	PS	PS	PS	PS	P	P	X	X	X	X	X	X	X	X	X	2	0	0	0
Stinnie, Aaron.....	IA	DNP	IA	IA	IA	IA	P	IA	IA	IA	IA	IA	IA	IA	IA	IA	1	0	1	14
Stocker, Luke.....	P	TE	TE	TE	TE	TE	TE	P	P	P	TE	TE	P	TE	TE	TE	16	11	0	0
Succop, Ryan.....	P	P	P	P	P	P	P	P	P	P	P	P	P	P	P	P	16	0	0	0
Taylor, Taywan.....	P	P	P	WR	P	P	P	P	IA	IA	IA	P	WR	WR	WR	WR	13	5	0	3
Trawick, Brynden.....	P	P	P	P	P	P	P	P	P	P	P	P	P	P	P	P	16	0	0	0
Vaccaro, Kenny.....	SS	SS	SS	SS	IA	IA	IA	SS	SS	SS	SS	SS	SS	SS	SS	SS	13	13	0	3
Vickers, Kendal.....	X	X	X	X	X	X	X	X	X	X	X	X	X	X	X	PS	0	0	0	0
Walker, Delanie.....	TE	IR	IR	IR	IR	IR	IR	IR	IR	IR	IR	IR	IR	IR	IR	IR	1	1	0	0
Wallace, Aaron.....	P	IA	X	X	X	X	X	X	X	X	X	X	X	X	X	X	1	0	0	1
Webb, Damon.....	PS	PS	PS	PS	PS	PS	PS	PS	PS	PS	PS	PS	PS	PS	PS	PS	0	0	0	0
Wick, Cole.....	X	X	X	X	X	X	X	X	X	X	X	X	X	IA	IA	IR	0	0	0	2
Williams, Nick.....	X	X	IA	P	P	X	X	X	X	X	X	X	X	X	X	X	2	0	0	1
Woodside, Logan.....	PS	PS	PS	X	X	X	X	X	X	X	X	X	X	X	X	X	0	0	0	0
Woodyard, Wesley.....	ILB	ILB	ILB	ILB	IA	IA	ILB	ILB	ILB	ILB	ILB	ILB	ILB	ILB	ILB	ILB	14	14	0	2

Starters indicated by position (QB, RB, ILB, etc.); P = played but did not start; DNP = active but did not play; IA = inactive for game; PS = practice squad; PS-I = practice squad injured reserve; X = not on roster; IR = injured reserve; SUS = reserve/suspended; NFI = non-football injury; PUP = physically unable to perform

## TENNESSEE TITANS 2018 GAME-BY-GAME STARTERS

## OFFENSE

Date	Opp	WR	LT	LG	C	RG	RT	TE	TE/WR/RB	QB	WR/TE	RB
09/09/18	@ Mia	T. Sharpe	T. Lewan	Q. Spain	B. Jones	J. Kline	D. Kelly	D. Walker	C. Davis (WR)	M. Mariota	J. Smith (TE)	D. Henry
09/16/18	Hou	T. Sharpe	K. Pamphile	Q. Spain	B. Jones	J. Kline	T. Marz	L. Stocker	J. Smith (TE)	B. Gabbert	C. Davis (WR)	D. Henry
09/23/18	@ Jax	T. Sharpe	T. Lewan	Q. Spain	B. Jones	J. Kline	K. Pamphile	L. Stocker	J. Smith (TE)	B. Gabbert	C. Davis (WR)	D. Henry
09/30/18	Phi	T. Taylor	T. Lewan	Q. Spain	B. Jones	J. Kline	J. Conklin	L. Stocker	J. Smith (TE)	M. Mariota	C. Davis (WR)	D. Henry
10/07/18	@ Buf	T. Sharpe	T. Lewan	Q. Spain	B. Jones	J. Kline	J. Conklin	L. Stocker	J. Smith (TE)	M. Mariota	C. Davis (WR)	D. Henry
10/14/18	Bal	T. Sharpe	T. Lewan	Q. Spain	B. Jones	J. Kline	J. Conklin	L. Stocker	J. Smith (TE)	M. Mariota	C. Davis (WR)	D. Henry
10/21/18	@ LAC	T. Sharpe	T. Lewan	C. Levin	B. Jones	J. Kline	J. Conklin	L. Stocker	J. Smith (TE)	M. Mariota	C. Davis (WR)	D. Henry
11/05/18	@ Dal	T. Sharpe	T. Lewan	Q. Spain	B. Jones	J. Kline	J. Conklin	J. Smith	D. Lewis (RB)	M. Mariota	C. Davis (WR)	D. Henry
11/11/18	NE	T. Sharpe	T. Lewan	Q. Spain	B. Jones	J. Kline	D. Kelly	J. Smith	D. Lewis (RB)	M. Mariota	C. Davis (WR)	D. Henry
11/18/18	@ Ind	T. Sharpe	T. Lewan	Q. Spain	B. Jones	J. Kline	J. Conklin	J. Smith	C. Batson (WR)	M. Mariota	C. Davis (WR)	D. Lewis
11/26/18	@ Hou	T. Sharpe	T. Lewan	Q. Spain	B. Jones	J. Kline	J. Conklin	L. Stocker	J. Smith (TE)	M. Mariota	C. Davis (WR)	D. Lewis
12/02/18	NYJ	T. Sharpe	T. Lewan	Q. Spain	B. Jones	J. Kline	J. Conklin	L. Stocker	C. Batson (WR)	M. Mariota	C. Davis (WR)	D. Lewis
12/06/18	Jax	T. Sharpe	T. Lewan	Q. Spain	B. Jones	J. Kline	J. Conklin	J. Smith	T. Taylor (WR)	M. Mariota	C. Davis (WR)	D. Lewis
12/16/18	@ NYG	T. Sharpe	T. Lewan	Q. Spain	B. Jones	J. Kline	D. Kelly	L. Stocker	T. Taylor (WR)	M. Mariota	C. Davis (WR)	D. Henry
12/22/18	Was	T. Taylor	T. Lewan	Q. Spain	B. Jones	J. Kline	D. Kelly	L. Stocker	C. Davis (WR)	M. Mariota	M. Pruitt (TE)	D. Henry
12/30/18	Ind	T. Taylor	T. Lewan	Q. Spain	B. Jones	J. Kline	D. Kelly	L. Stocker	D. Lewis (RB)	B. Gabbert	C. Davis (WR)	D. Henry

## DEFENSE

Date	Opp	DE	NT/CB	DT	OLB	ILB	ILB	OLB	CB	CB	SS	FS
09/09/18	@ Mia	D. Jones	A. Johnson (NT)	J. Casey	K. Correa	W. Woodyard	W. Compton	B. Orakpo	L. Ryan	M. Butler	K. Vaccaro	K. Byard
09/16/18	Hou	D. Jones	A. Jackson (CB)	J. Casey	D. Morgan	W. Woodyard	W. Compton	B. Orakpo	L. Ryan	M. Butler	K. Vaccaro	K. Byard
09/23/18	@ Jax	D. Jones	A. Johnson (NT)	J. Casey	D. Morgan	W. Woodyard	<b>R. Evans</b>	B. Orakpo	L. Ryan	M. Butler	K. Vaccaro	K. Byard
09/30/18	Phi	D. Jones	A. Jackson (CB)	J. Casey	D. Morgan	W. Woodyard	J. Brown	B. Orakpo	L. Ryan	M. Butler	K. Vaccaro	K. Byard
10/07/18	@ Buf	D. Jones	A. Johnson (NT)	J. Casey	D. Morgan	<b>R. Evans</b>	J. Brown	B. Orakpo	L. Ryan	M. Butler	K. Lewis	K. Byard
10/14/18	Bal	D. Jones	A. Johnson (NT)	J. Casey	D. Morgan	<b>R. Evans</b>	J. Brown	B. Orakpo	L. Ryan	A. Jackson	K. Lewis	K. Byard
10/21/18	@ LAC	D. Jones	A. Johnson (NT)	J. Casey	K. Correa	W. Woodyard	<b>R. Evans</b>	B. Orakpo	L. Ryan	A. Jackson	K. Lewis	K. Byard
11/05/18	@ Dal	D. Jones	A. Johnson (NT)	J. Casey	K. Correa	W. Woodyard	<b>R. Evans</b>	B. Orakpo	L. Ryan	A. Jackson	K. Vaccaro	K. Byard
11/11/18	NE	D. Jones	M. Butler (CB)	J. Casey	K. Correa	W. Woodyard	J. Brown	B. Orakpo	L. Ryan	A. Jackson	K. Vaccaro	K. Byard
11/18/18	@ Ind	D. Jones	M. Butler (CB)	J. Casey	D. Morgan	W. Woodyard	J. Brown	B. Orakpo	L. Ryan	A. Jackson	K. Vaccaro	K. Byard
11/26/18	@ Hou	D. Jones	A. Johnson (NT)	J. Casey	D. Morgan	W. Woodyard	<b>R. Evans</b>	B. Orakpo	L. Ryan	A. Jackson	K. Vaccaro	K. Byard
12/02/18	NYJ	D. Jones	A. Jackson (CB)	J. Casey	D. Morgan	W. Woodyard	J. Brown	B. Orakpo	L. Ryan	M. Butler	K. Vaccaro	K. Byard
12/06/18	Jax	D. Jones	A. Jackson (CB)	J. Casey	D. Morgan	W. Woodyard	J. Brown	B. Orakpo	L. Ryan	M. Butler	K. Vaccaro	K. Byard
12/16/18	@ NYG	D. Jones	A. Johnson (NT)	J. Casey	D. Morgan	W. Woodyard	<b>R. Evans</b>	<b>H. Landry III</b>	L. Ryan	A. Jackson	K. Vaccaro	K. Byard
12/22/18	Was	D. Jones	A. Jackson (CB)	J. Casey	D. Morgan	W. Woodyard	J. Brown	<b>H. Landry III</b>	L. Sims	M. Butler	K. Vaccaro	K. Byard
12/30/18	Ind	D. Jones	L. Sims (CB)	A. Johnson	D. Morgan	W. Woodyard	J. Brown	<b>H. Landry III</b>	A. Jackson	M. Butler	K. Vaccaro	K. Byard

Bold denotes rookie

## TENNESSEE TITANS 2018 TRANSACTIONS

January 1	Signed <b>CB JEREMY BOYKINS</b> to the practice squad	August 8	Waived <b>DE CONNOR FLAGEL</b> from reserve/injured with an injury settlement
January 15	Organization and head coach <b>MIKE MULARKEY</b> agree to part ways; signed <b>CB JEREMY BOYKINS</b> , <b>WR DARIUS JENNINGS</b> , <b>S DENZEL JOHNSON</b> , <b>T TYLER MARZ</b> , <b>DE JOHNNY MAXEY</b> , <b>WR ZACH PASCAL</b> , <b>TE TIM SEMISCH</b> , <b>DE JULIUS WARMSLEY</b> , <b>OL CODY WICHMANN</b> and <b>NT ANTWAUN WOODS</b> to future contracts	August 10	Waived injured <b>DL JOHNNY MAXEY</b> ; signed free agent <b>S STEVEN TERRELL</b>
January 19	Signed <b>QB TYLER FERGUSON</b> to a future contract	August 11	Waived injured <b>OLB GIMEL PRESIDENT</b> ; waived <b>CB JARELL CARTER</b> and <b>CB JOSEPH ESTE</b> ; signed free agents <b>CB TREY CALDWELL</b> and <b>CB KENNETH DURDEN</b>
January 20	Named <b>MIKE VRABEL</b> the 19th head coach in franchise history	August 12	Waived <b>TE/LB NICK DeLUCA</b> and <b>CB JOSH KALU</b> ; signed free agents <b>OLB DAVOND DADE</b> , <b>DL FRANCIS KALLON</b> and <b>LB TONY WASHINGTON JR.</b>
January 30	Hired <b>MATT LaFLEUR</b> as offensive coordinator and <b>DEAN PEES</b> as defensive coordinator	August 18	Waived <b>OLB GIMEL PRESIDENT</b> from reserve/injured with an injury settlement
January 31	Elevated <b>CRAIG AUKERMAN</b> to special teams coach; hired <b>SHANE BOWEN</b> as outside linebackers coach, <b>KERRY COOMBS</b> as secondary coach, <b>TYRONE MCKENZIE</b> as inside linebackers coach, <b>ROB MOORE</b> as wide receivers coach and <b>PAT O'HARA</b> as quarterbacks coach	August 20	Placed <b>CB KALAN REED</b> on injured reserve; signed free agent <b>DB JOSH KALU</b>
February 5	Signed free agent <b>CB DEMONTRE HURST</b>	August 21	Waived <b>LB BRANDON CHUBB</b> , <b>OLB DAVOND DADE</b> and <b>T MATTHEW DIAZ</b> ; signed free agents <b>LB JEFF KNOX</b> , <b>LB NYLES MORGAN</b> and <b>LB DEONTAE SKINNER</b>
February 6	Hired <b>KEITH CARTER</b> as offensive line coach, <b>TONY DEWS</b> as running backs coach and <b>TERRELL WILLIAMS</b> as defensive line coach	August 26	Placed <b>WR MICHAEL CAMPANARO</b> on injured reserve; moved <b>WR RISHARD MATTHEWS</b> from physically unable to perform to active roster
February 14	Hired <b>SCOTT BOOKER</b> as defensive assistant, <b>RYAN CROW</b> as defensive assistant, <b>MATT EDWARDS</b> as assistant special teams coach and <b>MATT PEES</b> as quality control coach; retained <b>LUKE STECKEL</b> and <b>MIKE SULLIVAN</b> as offensive assistants	August 27	Signed free agent <b>RB LENARD TILLERY</b> ; waived <b>CB KALAN REED</b> from reserve/injured with an injury settlement
March 9	Terminated vested veterans <b>QB MATT CASSEL</b> , <b>RB DeMARCO MURRAY</b> , <b>S Da'NORRIS SEARCY</b> and <b>WR ERIC WEEMS</b>	August 28	Traded a sixth round pick in the 2019 NFL Draft to the Baltimore Ravens for <b>OLB KAMALEI CORREA</b> ; terminated vested veteran <b>LB DEONTAE SKINNER</b>
March 15	Signed unrestricted free agent <b>G JOSH KLINE</b>	September 1	Moved <b>T JACK CONKLIN</b> from physically unable to perform to active roster; placed <b>P/K AUSTIN BARNARD</b> and <b>WR DEVIN ROSS</b> on injured reserve; terminated vested veterans <b>DB DEMONTRE HURST</b> , <b>DE DAVID KING</b> , <b>G XAVIER Su'a-FILO</b> , <b>S STEVEN TERRELL</b> and <b>WR NICK WILLIAMS</b> ; waived <b>WR DEONTAY BURNETT</b> , <b>CB TREY CALDWELL</b> , <b>OLB JOSH CARRAWAY</b> , <b>TE JEROME CUNNINGHAM</b> , <b>RB DALYN DAWKINS</b> , <b>C NICO FALAH</b> , <b>QB LUKE FALK</b> , <b>CB RICO GAFFORD</b> , <b>T LAURENCE GIBSON</b> , <b>DL FRANCIS KALLON</b> , <b>DB JOSH KALU</b> , <b>LB JEFF KNOX</b> , <b>DL Du'VONTA LAMPKIN</b> , <b>G TYLER MARZ</b> , <b>LB NYLES MORGAN</b> , <b>T ELIJAH NKANSAH</b> , <b>OLB TOBENNA OKEKE</b> , <b>DT MIKE RAMSAY</b> , <b>TE TIM SEMISCH</b> , <b>WR BRANDON SHIPPEN</b> , <b>LB ROBERT SPILLANE</b> , <b>S JASON THOMPSON</b> , <b>WR LENARD TILLERY</b> , <b>WR JORDAN VEASY</b> , <b>RB AKRUM WADLEY</b> , <b>DE JULIUS WARMSLEY</b> , <b>LB TONY WASHINGTON JR.</b> , <b>S DAMON WEBB</b> , <b>G CODY WICHMANN</b> and <b>TE ETHAN WOLF</b>
March 16	Terminated vested veteran <b>DT KARL KLUG</b> ; signed unrestricted free agents <b>CB MALCOLM BUTLER</b> , <b>DE DaQUAN JONES</b> and <b>RB DION LEWIS</b>	September 2	Signed <b>TE JEROME CUNNINGHAM</b> , <b>RB DALYN DAWKINS</b> , <b>DB JOSH KALU</b> , <b>G TYLER MARZ</b> , <b>LB ROBERT SPILLANE</b> and <b>S DAMON WEBB</b> to the practice squad; waived <b>WR DEVIN ROSS</b> from reserve/injured with an injury settlement
March 17	Terminated vested veteran <b>NT SYLVESTER WILLIAMS</b>	September 3	Signed <b>WR AUSTIN PROEHL</b> , <b>C/G COLEMAN SHELTON</b> , <b>DL DEON SIMON</b> and <b>QB LOGAN WOODSIDE</b> to the practice squad
March 29	Signed unrestricted free agent <b>G/T KEVIN PAMPHILE</b>	September 4	Released <b>WR AUSTIN PROEHL</b> from the practice squad; signed <b>WR DAMORE'EA STRINGFELLOW</b> to the practice squad
April 1	Hired <b>CHANDLER HENLEY</b> as quality control coach	September 6	Released <b>WR DAMORE'EA STRINGFELLOW</b> from the practice squad
April 3	Signed unrestricted free agents <b>QB BLAINE GABBERT</b> and <b>G XAVIER Su'a-FILO</b> ; re-signed restricted free agent <b>G QUINTON SPAIN</b>	September 10	Placed <b>TE DELANIE WALKER</b> on injured reserve; signed <b>TE MyCOLE PRUITT</b> from the Houston Texans practice squad
April 6	Signed unrestricted free agent <b>LB WILL COMPTON</b> ; announced strength and conditioning coach <b>STEVE WATTERSON</b> has retired; elevated <b>TOM KANAVY</b> to strength and conditioning coach	September 11	Signed <b>OL DAVID QUESSENBERRY</b> to the practice squad
April 9	Signed unrestricted free agent <b>DL BENNIE LOGAN</b> ; waived <b>OLB VICTOR OCHI</b>	September 15	Waived <b>CB KENNETH DURDEN</b> ; signed <b>T TYLER MARZ</b> from the practice squad to the active roster
April 11	Signed unrestricted free agent <b>WR MICHAEL CAMPANARO</b>	September 17	Waived <b>WR CAMERON BATSON</b> and <b>TE ANTHONY FIRKSER</b> ; signed free agent <b>WR NICK WILLIAMS</b>
April 26	Traded a 2018 first-round selection (25th overall) and a 2018 fourth-round selection (125th overall) to the Baltimore Ravens for a Ravens' 2018 first-round selection (22nd overall) and a Ravens' 2018 sixth-round selection (215th overall); drafted <b>LB RASHAAN EVANS</b> (first round, 22nd overall)	September 18	Waived <b>OLB AARON WALLACE</b> ; signed free agent <b>CB KENNETH DURDEN</b> ; signed <b>RB DALYN DAWKINS</b> from the practice squad to the active roster; released <b>TE JEROME CUNNINGHAM</b> from the practice squad; signed <b>WR CAMERON BATSON</b> , <b>TE ANTHONY FIRKSER</b> and <b>NT DARIUS KILGO</b> to the practice squad
April 27	Traded a 2018 second-round selection (57th overall) and a 2018 third-round selection (89th overall) to the Oakland Raiders for a Raiders' 2018 second-round selection (41st overall); drafted <b>OLB HAROLD LANDRY III</b> (second round, 41st overall)	September 25	Signed <b>G/T KEVIN PAMPHILE</b> on injured reserve; signed free agent <b>QB AUSTIN DAVIS</b> ; released <b>DL DEON SIMON</b> and <b>QB LOGAN WOODSIDE</b> from the practice squad; signed <b>WR KALIF RAYMOND</b> and <b>OL IAN SILBERMAN</b> to the practice squad
April 28	Traded a 2018 fifth-round selection (162nd overall) and a 2018 sixth-round selection (215th overall) to the Baltimore Ravens for a Ravens' 2018 fifth-round selection (152nd overall); drafted <b>DB DANE CRUIKSHANK</b> (fifth round, 152nd overall) and <b>QB LUKE FALK</b> (sixth round, 199th overall)	September 27	Terminated vested veteran <b>WR RISHARD MATTHEWS</b>
April 30	Terminated vested veteran <b>QB ALEX TANNEY</b> ; waived <b>DE JOHNNY MAXEY</b> and <b>RB KHALFANI MUHAMMAD</b>	September 28	Signed <b>NT DARIUS KILGO</b> from the practice squad to the active roster
May 1	Claimed <b>OLB GIMEL PRESIDENT</b> off waivers from the Houston Texans	October 2	Released <b>WR KALIF RAYMOND</b> from the practice squad; practice squad <b>OL IAN SILBERMAN</b> signed to the Oakland Raiders active roster; signed <b>WR CHAD HANSEN</b> and <b>OLB LATROY LEWIS</b> to the practice squad
May 2	Waived <b>S DENZEL JOHNSON</b> ; signed free agent <b>S KENDRICK LEWIS</b>	October 3	Signed <b>G JAMIL DOUGLAS</b> to the practice squad
May 7	Signed free agent <b>S MICHAEL GRIFFIN</b>	October 8	Waived <b>RB DALYN DAWKINS</b>
May 8	Placed <b>S MICHAEL GRIFFIN</b> on the reserve/retired list	October 9	Terminated vested veterans <b>QB AUSTIN DAVIS</b> and <b>WR NICK WILLIAMS</b> ; signed <b>TE ANTHONY FIRKSER</b> and <b>LB ROBERT SPILLANE</b> from the practice squad to the active roster; released <b>C/G COLEMAN SHELTON</b> from the practice squad; signed <b>LB NIGEL HARRIS</b> to the practice squad
May 11	Signed the following undrafted free agents: <b>P/K AUSTIN BARNARD</b> , <b>WR CAMERON BATSON</b> , <b>WR DEONTAY BURNETT</b> , <b>RB DALYN DAWKINS</b> , <b>LB NICK DeLUCA</b> , <b>T MATTHEW DIAZ</b> , <b>DE MATT DICKERSON</b> , <b>C NICO FALAH</b> , <b>OLB SHARIF FINCH</b> , <b>CB RICO GAFFORD</b> , <b>CB ELIJAH GOINS</b> , <b>CB JOSHUA KALU</b> , <b>CB RYAN MCKINLEY</b> , <b>T ELIJAH NKANSAH</b> , <b>DT MIKE RAMSAY</b> , <b>RB LARRY ROSE</b> , <b>WR DEVIN ROSS</b> , <b>G AARON STINNIE</b> , <b>WR JORDAN VEASY</b> , <b>RB AKRUM WADLEY</b> , <b>S DAMON WEBB</b> and <b>TE ETHAN WOLF</b> ; signed fifth-round choice <b>DB DANE CRUIKSHANK</b> and sixth-round choice <b>QB LUKE FALK</b>	October 10	Signed <b>WR CAMERON BATSON</b> from the practice squad to the active roster; signed <b>RB DALYN DAWKINS</b> , <b>WR ROGER LEWIS JR.</b> and <b>OL JORDAN MORGAN</b> to the practice squad
May 14	Waived <b>QB TYLER FERGUSON</b> , <b>CB ELIJAH GOINS</b> , <b>CB RYAN MCKINLEY</b> and <b>RB LARRY ROSE</b> ; signed free agents <b>CB JOSEPH ESTE</b> , <b>TE ANTHONY FIRKSER</b> , <b>DE CONNOR FLAGEL</b> , <b>OLB TOBENNA OKEKE</b> and <b>LB ROBERT SPILLANE</b>	October 15	Released <b>WR CHAD HANSEN</b> from the practice squad; signed <b>WR DEVIN ROSS</b> to the practice squad
May 16	Signed first-round choice <b>LB RASHAAN EVANS</b> ; signed free agent <b>WR NICK WILLIAMS</b>	October 23	Terminated vested veteran <b>WR MICHAEL CAMPANARO</b> from reserve/injured; waived <b>DE JOHNNY MAXEY</b> from reserve/injured
May 17	Waived injured <b>NT ANTWAUN WOODS</b> ; claimed <b>T JOHN THEUS</b> off waivers from the New Orleans Saints	October 29	Waived <b>LB ROBERT SPILLANE</b> ; signed free agent <b>FB JALSTON FOWLER</b>
May 22	Waived <b>NT ANTWAUN WOODS</b> from reserve/injured with an injury settlement	November 13	Waived <b>FB JALSTON FOWLER</b> ; signed <b>RB DALYN DAWKINS</b> from the practice squad to the active roster; signed <b>DB MIKE JORDAN</b> to the practice squad
June 14	Waived <b>CB JEREMY BOYKINS</b> and <b>WR ZACH PASCAL</b> ; signed free agents <b>CB JARELL CARTER</b> and <b>WR BRANDON SHIPPEN</b>	December 1	Waived <b>CB KENNETH DURDEN</b> ; signed <b>DB JOSHUA KALU</b> from the practice squad to the active roster
June 15	Signed second-round choice <b>OLB HAROLD LANDRY III</b>	December 3	Waived <b>RB DALYN DAWKINS</b> ; signed <b>RB JEREMY McNICHOLS</b> from the Denver Broncos practice squad; released <b>OL JORDAN MORGAN</b> from the practice squad; signed <b>CB KENNETH DURDEN</b> to the practice squad
July 22	Placed <b>T JACK CONKLIN</b> and <b>TE PHILLIP SUPERNOW</b> on physically unable to perform; placed <b>WR MICHAEL CAMPANARO</b> and <b>LB RASHAAN EVANS</b> on non-football illness; placed <b>DT MICHAEL RAMSAY</b> on non-football injury; placed <b>OLB KEVIN DODD</b> on reserve/did not report	December 5	Signed <b>RB DALYN DAWKINS</b> to the practice squad
July 23	Moved <b>DT MICHAEL RAMSAY</b> from non-football injury list to active roster	December 11	Placed <b>T JACK CONKLIN</b> and <b>TE JONNU SMITH</b> on injured reserve; signed <b>TE COLE WICK</b> from the San Francisco 49ers practice squad
July 24	Waived <b>OLB KEVIN DODD</b> ; moved <b>WR MICHAEL CAMPANARO</b> and <b>LB RASHAAN EVANS</b> from non-football illness to active roster	December 12	Signed free agent <b>OL AUSTIN PASZTOR</b>
July 26	Signed free agent <b>DL CLAUDE PELON</b> ; placed <b>T JOHN THEUS</b> on non-football injury; placed <b>WR RISHARD MATTHEWS</b> on physically unable to perform	December 18	Placed <b>CB LOGAN RYAN</b> on injured reserve; signed <b>CB KENNETH DURDEN</b> from the practice squad to the active roster; signed <b>OLB GIMEL PRESIDENT</b> to the practice squad
July 31	Placed <b>CB TYE SMITH</b> on injured reserve; waived <b>DL CLAUDE PELON</b> with an injury waiver; signed free agent <b>DL Du'VONTA LAMPKIN</b> and <b>DL JOHNNY MAXEY</b>	December 20	Placed <b>RB DAVID FLUELLEN</b> on injured reserve; signed <b>LB NIGEL HARRIS</b> from the practice squad to the active roster
August 1	Placed <b>T JOHN THEUS</b> on reserve/retired list	December 24	Placed <b>DT JURRELL CASEY</b> and <b>TE COLE WICK</b> on injured reserve; signed free agent <b>QB AUSTIN DAVIS</b> ; signed <b>OLB LATROY LEWIS</b> from the practice squad to the active roster; signed <b>WR KHALIF RAYMOND</b> and <b>DE KENDAL VICKERS</b> to the practice squad
August 3	Placed <b>S JOHNATHAN CYPRIEN</b> on injured reserve; waived injured <b>DE CONNOR FLAGEL</b> ; moved <b>TE PHILLIP SUPERNOW</b> from physically unable to perform to active roster		
August 4	Signed free agents <b>T LAURENCE GIBSON</b> , <b>S JASON THOMPSON</b> and <b>S KENNY VACCARO</b>		
August 7	Terminated vested veteran <b>TE PHILLIP SUPERNOW</b> ; placed <b>LB NATE PALMER</b> on injured reserve; signed free agents <b>LB BRANDON CHUBB</b> and <b>TE JEROME CUNNINGHAM</b>		



## TENNESSEE TITANS UNOFFICIAL DEPTH CHART

### OFFENSE

WR	19	Tajaé Sharpe	15	Darius Jennings	17	<u>Cameron Batson</u>
TE	85	MyCole Pruitt	86	Anthony Firkser		
LT	77	Taylor Lewan	69	Tyler Marz	68	Austin Pasztor
LG	67	Quinton Spain	62	Corey Levin	61	<u>Aaron Stinnie</u>
C	60	Ben Jones	62	Corey Levin		
RG	64	Josh Kline	62	Corey Levin	61	<u>Aaron Stinnie</u>
RT	71	Dennis Kelly	69	Tyler Marz	68	Austin Pasztor
TE	88	Luke Stocker				
WR	84	Corey Davis	13	Taywan Taylor		
QB	8	Marcus Mariota	7	Blaine Gabbert	12	Austin Davis
RB	22	Derrick Henry	33	Dion Lewis	30	Jeremy McNichols

### DEFENSE

DE	90	DaQuan Jones	97	Darius Kilgo		
NT	94	Austin Johnson	92	<u>Matt Dickerson</u>		
DT	96	Bennie Logan	58	<u>Harold Landry III</u>	56	<u>Sharif Finch</u>
OLB	91	Derrick Morgan	51	Will Compton	53	Daren Bates
ILB	59	Wesley Woodyard	54	<u>Rashaan Evans</u>	57	Nigel Harris
ILB	55	Jayon Brown	44	Kamalei Correa	45	LaTroy Lewis
OLB	98	Brian Orakpo	46	<u>Joshua Kalu</u>		
CB	25	Adoree' Jackson	28	Kendrick Lewis		
SS	24	Kenny Vaccaro	29	<u>Dane Cruikshank</u>	41	Brynden Trawick
FS	31	Kevin Byard	36	LeShaun Sims	20	Kenneth Durden
CB	21	Malcolm Butler				

### SPECIAL TEAMS

K	4	Ryan Succop	6	Brett Kern		
KO	4	Ryan Succop	6	Brett Kern		
P	6	Brett Kern	4	Ryan Succop		
H	6	Brett Kern	7	Blaine Gabbert		
PR	25	Adoree' Jackson	17	<u>Cameron Batson</u>		
KOR	15	Darius Jennings	25	Adoree' Jackson	33	Dion Lewis
LS	48	Beau Brinkley	88	Luke Stocker		

As of Dec. 30, 2018

Rookies are underlined

**Injured Reserve (starters when injured in *italics*):** K/P Austin Barnard, DT Jurrell Casey, T Jack Conklin, S Johnathan Cyprien, RB David Fluellen, LB Nate Palmer, G/T Kevin Pamphile, CB Logan Ryan, TE Jonnu Smith, CB Tye Smith, TE Delanie Walker, TE Cole Wick

## TITANS PRONUNCIATION GUIDE

Kevin BYARD (BY-urd); KAMALEI CORREA (KAH-mah-lay corr-A-uh); Dane CRUIKSHANK (CROOK-shank); DAQUAN Jones (day-QUAN); Corey LEVIN (LEH-vin); Taylor LEWAN (leh-WAHN); Marcus MARIOTA (MAR-ee-OH-tah); Tyler MARZ (MARE-its); Kevin PAMPHILE (pam-FEEL); TAJAÉ Sharpe (TAH-zhay); JONNU Smith (JAH-new); Ryan SUCCOP (SUCK-up); Brynden TRAWICK (TRAH-wick); Wesley WOODYARD (wood-YARD)

## TENNESSEE TITANS ROSTER BY EXPERIENCE

<u>13TH YEAR</u>		<u>6TH YEAR</u>		<u>3RD YEAR</u>		<u>1ST YEAR</u>	
Delanie Walker (IR)	TE	Daren Bates	LB	Kevin Byard	S	Kenneth Durden	CB
		Johnathan Cyprien (IR)	S	Jack Conklin (IR)	T	Anthony Firkser	TE
		Josh Kline	G	Kamalei Correa	OLB	LaTroy Lewis	OLB
<u>11TH YEAR</u>		Dion Lewis	RB	Derrick Henry	RB	Jeremy McNichols	RB
Brett Kern	P	Bennie Logan	DL	Austin Johnson	DL		
Wesley Woodyard	LB	Nate Palmer (IR)	LB	Darius Kilgo	NT	<u>ROOKIE DRAFT PICKS</u>	
		Austin Pasztor	OL	MyCole Pruitt	TE	Dane Cruikshank	DB
<u>10TH YEAR</u>		Logan Ryan (IR)	CB	Tajae Sharpe	WR	Rashaan Evans	LB
Brian Orakpo	OLB	Brynden Trawick	S	LeShaun Sims	CB	Harold Landry III	OLB
Ryan Succop	K	Kenny Vaccaro	S	Tye Smith (IR)	CB		
						<u>ROOKIE FREE AGENTS</u>	
<u>9TH YEAR</u>		<u>5TH YEAR</u>		<u>2ND YEAR</u>		Austin Barnard (IR)	P
Derrick Morgan	OLB	Malcolm Butler	CB	Jayon Brown	LB	Cameron Batson	WR
		Will Compton	LB	Corey Davis	WR	Matt Dickerson	DE
<u>8TH YEAR</u>		DaQuan Jones	DL	David Fluellen (IR)	RB	Sharif Finch	OLB
Jurrell Casey (IR)	DT	Taylor Lewan	T	Nigel Harris	LB	Joshua Kalu	DB
Blaine Gabbert	QB	Kevin Pamphile (IR)	G	Adoree' Jackson	CB	Aaron Stinnie	G
Kendrick Lewis	S			Darius Jennings	WR		
Luke Stocker	TE	<u>4TH YEAR</u>		Corey Levin	C/G	As of Dec. 30, 2018	
		Marcus Mariota	QB	Tyler Marz	T		
<u>7TH YEAR</u>		Quinton Spain	G	Jonnu Smith (IR)	TE		
Beau Brinkley	LS			Taywan Taylor	WR		
Austin Davis	QB			Cole Wick (IR)	TE		
Ben Jones	C						
Dennis Kelly	G/T						

## TENNESSEE TITANS ROSTER BY DRAFT ROUND

### ROUND 1

Player	Pos.	Year
Rashaan Evans	LB	2018
Corey Davis	WR	2017
Adoree' Jackson	CB	2017
Jack Conklin (IR)	T	2016
Marcus Mariota	QB	2015
Taylor Lewan	T	2014
Kenny Vaccaro	S	2013 (NO)
Blaine Gabbert	QB	2011 (Jax)
Derrick Morgan	OLB	2010
Brian Orakpo	OLB	2009 (Was)

### ROUND 2

Player	Pos.	Year
Harold Landry III	OLB	2018
Kamalei Correa	OLB	2016 (Bal)
Derrick Henry	RB	2016
Austin Johnson	DL	2016
Johnathan Cyprien (IR)	S	2013 (Jax)

### ROUND 3

Player	Pos.	Year
Jonnu Smith (IR)	TE	2017
Taywan Taylor	WR	2017
Kevin Byard	S	2016
Bennie Logan	DL	2013 (Phi)
Logan Ryan (IR)	CB	2013 (NE)
Jurrell Casey (IR)	DT	2011

### ROUND 4

Player	Pos.	Year
DaQuan Jones	DL	2014
Ben Jones	C	2012 (Hou)
Luke Stocker	TE	2011 (TB)

### ROUND 5

Player	Pos.	Year
Dane Cruikshank	DB	2018
Jayon Brown	LB	2017
Tajae Sharpe	WR	2016
LeShaun Sims	CB	2016
Jeremy McNichols	RB	2015 (TB)
MyCole Pruitt	TE	2015 (Min)
Tye Smith (IR)	CB	2015 (Sea)
Kevin Pamphile (IR)	G	2014 (TB)
Dennis Kelly	G/T	2012 (Phi)
Dion Lewis	RB	2011 (Phi)
Kendrick Lewis	S	2010 (KC)

### ROUND 6

Player	Pos.	Year
Corey Levin	G/C	2017
Darius Kilgo	NT	2016 (Den)
Nate Palmer (IR)	LB	2013 (GB)
Delanie Walker (IR)	TE	2006 (SF)

### ROUND 7

Player	Pos.	Year
Ryan Succop	K	2009 (KC)

### UNDRAFTED

Player	Pos.	Year
Austin Barnard (IR)	P	2018
Cameron Batson	WR	2018
Matt Dickerson	DE	2018
Sharif Finch	OLB	2018
Joshua Kalu	DB	2018
Aaron Stinnie	G	2018
Anthony Firkser	TE	2017 (NYJ)
Nigel Harris	LB	2017 (LAC)
LaTroy Lewis	OLB	2017 (Oak)
Kenneth Durden	CB	2016 (Oak)
Tyler Marz	T	2016
Cole Wick (IR)	TE	2016 (Det)
Darius Jennings	WR	2015 (Cle)
Quinton Spain	G	2015
Malcolm Butler	CB	2014 (NE)
David Fluellen (IR)	RB	2014 (Phi)
Daren Bates	LB	2013 (StL)
Will Compton	LB	2013 (Was)
Josh Kline	G	2013 (NE)
Brynden Trawick	S	2013 (Bal)
Beau Brinkley	LS	2012
Austin Davis	QB	2012 (StL)
Austin Pasztor	OL	2012 (Min)
Brett Kern	P	2008 (Den)
Wesley Woodyard	LB	2008 (Den)

As of Dec. 30, 2018

## HOW THE TENNESSEE TITANS WERE BUILT

YEAR	DRAFTEES (17)	FREE AGENTS (32)	TRADES/WAIVERS (4)
2018	LB Rashaan Evans (1) OLB Harold Landry III (2) DB Dane Cruikshank (5)	CB Malcolm Butler (UFA-NE) RB Dion Lewis (UFA-NE) QB Blaine Gabbert (UFA-ARI) LB Will Compton (UFA-WAS) DL Bennie Logan (UFA-KC) S Kendrick Lewis (FA) DE Matt Dickerson (FA) OLB Sharif Finch (FA) G Aaron Stinnie (FA) S Kenny Vaccaro (FA) TE MyCole Pruitt (FA) NT Darius Kilgo (FA) TE Anthony Firkser (FA) WR Cameron Batson (FA) DB Joshua Kalu (FA) RB Jeremy McNichols (FA) OL Austin Pasztor (FA) CB Kenneth Durden (FA) LB Nigel Harris (FA) QB Austin Davis (FA) OLB LaTroy Lewis (FA)	OLB Kamalei Correa (T-BAL)
2017	WR Corey Davis (1a) CB Adoree' Jackson (1b) WR Taywan Taylor (3a) LB Jayon Brown (5) C/G Corey Levin (6)	LB Daren Bates (UFA-OAK) S Brynden Trawick (UFA-OAK) WR Darius Jennings (FA) TE Luke Stocker (FA)	
2016	DL Austin Johnson (2b) RB Derrick Henry (2c) S Kevin Byard (3) WR Tajaé Sharpe (5a) CB LeShaun Sims (5b)	C Ben Jones (UFA-HOU) T Tyler Marz (FA)	T/G Dennis Kelly (T-PHI) G Josh Kline (W-NE)
2015	QB Marcus Mariota (1)	OLB Brian Orakpo (UFA-WAS) G Quinton Spain (FA)	
2014	T Taylor Lewan (1) DL DaQuan Jones (4a)	LB Wesley Woodyard (UFA-DEN) K Ryan Succop (FA)	
2012		LS Beau Brinkley (FA)	
2010	OLB Derrick Morgan (1)		
2009			P Brett Kern (W-DEN)

As of Dec. 30, 2018

**Injured Reserve:** K/P Austin Barnard (FA-2018), DT Jurrell Casey (D3-2011), T Jack Conklin (D1-2016), S Johnathan Cyprien (UFA-2017), RB David Fluellen (FA-2015), LB Nate Palmer (W-2016), G/T Kevin Pamphile (UFA-2018), CB Logan Ryan (UFA-2017), TE Jonnu Smith (D3-2017), CB Tye Smith (FA-2017), TE Delanie Walker (UFA-2013), TE Cole Wick (FA-2018)



## TENNESSEE TITANS POSITIONAL ROSTER - OFFENSE

### QUARTERBACKS (3)

12	Davis, Austin	QB	6-2	221	6/2/89	7	Southern Mississippi	Meridian, Miss.	FA-'18
7	Gabbert, Blaine	QB	6-4	235	10/15/89	8	Missouri	Ballwin, Mo.	UFA (ARI)-'18
8	Mariota, Marcus	QB	6-4	222	10/30/93	4	Oregon	Honolulu, Hawaii	D1-'15

### RUNNING BACKS/FULLBACKS (3)

22	Henry, Derrick	RB	6-3	247	1/4/94	3	Alabama	Yulee, Fla.	D2c-'16
33	Lewis, Dion	RB	5-8	195	9/27/90	7	Pittsburgh	Albany, N.Y.	UFA (NE)-'18
30	McNichols, Jeremy	RB	5-9	205	12/26/95	1	Boise State	Santa Margarita, Calif.	FA-'18

### WIDE RECEIVERS (5)

17	Batson, Cameron	WR	5-8	175	12/20/95	R	Texas Tech	Oklahoma City, Okla.	FA-'18
84	Davis, Corey	WR	6-3	209	1/11/95	2	Western Michigan	Wheaton, Ill.	D1a-'17
15	Jennings, Darius	WR	5-10	180	6/28/92	2	Virginia	Baltimore, Md.	FA-'17
19	Sharpe, Tajaé	WR	6-2	194	12/23/94	3	Massachusetts	Piscataway, N.J.	D5a-'16
13	Taylor, Taywan	WR	5-11	203	3/2/95	2	Western Kentucky	Louisville, Ky.	D3a-'17

### TIGHT ENDS (3)

86	Firkser, Anthony	TE	6-2	246	2/19/95	1	Harvard	Manalapan, N.J.	FA-'18
85	Pruitt, MyCole	TE	6-2	245	3/24/92	3	Southern Illinois	South Bend, Ind.	FA-'18
88	Stocker, Luke	TE	6-5	253	7/17/88	8	Tennessee	Berea, Ky.	FA-'17

### CENTERS (2)

60	Jones, Ben	C	6-3	308	7/2/89	7	Georgia	Brent, Ala.	UFA (HOU)-'16
62	Levin, Corey	C/G	6-4	307	8/12/94	2	Chattanooga	Dacula, Ga.	D6-'17

### GUARDS (3)

64	Kline, Josh	G	6-3	300	12/29/89	6	Kent State	Mason, Ohio	W (NE)-'16
67	Spain, Quinton	G	6-4	330	8/7/91	4	West Virginia	Petersburg, Va.	FA-'15
61	Stinnie, Aaron	G	6-3	312	2/18/94	R	James Madison	Charlottesville, Va.	FA-'18

### TACKLES (4)

71	Kelly, Dennis	T/G	6-8	321	1/16/90	7	Purdue	Chicago Heights, Ill.	T (PHI)-'16
77	Lewan, Taylor	T	6-7	309	7/22/91	5	Michigan	Cave Creek, Ariz.	D1-'14
69	Marz, Tyler	T	6-7	316	9/9/92	2	Wisconsin	Springfield, Minn.	FA-'16
68	Pasztor, Austin	OL	6-7	305	11/26/90	6	Virginia	Tillonsburg, Ontario	FA-'18

### LONG SNAPPER (1)

48	Brinkley, Beau	LS	6-4	260	1/25/90	7	Missouri	Kearney, Mo.	FA-'12
----	----------------	----	-----	-----	---------	---	----------	--------------	--------

### PLACEKICKERS (1)

4	Succop, Ryan	K	6-2	218	9/19/86	10	South Carolina	Hickory, N.C.	FA-'14
---	--------------	---	-----	-----	---------	----	----------------	---------------	--------

**Injured Reserve:** K/P Austin Barnard, T Jack Conklin, RB David Fluellen, G/T Kevin Pamphile, TE Jonnu Smith, TE Delanie Walker, TE Cole Wick

As of Dec. 30, 2018

## TENNESSEE TITANS POSITIONAL ROSTER - DEFENSE

### DEFENSIVE LINEMEN (5)

92	Dickerson, Matt	DE	6-5	292	11/9/95	R	UCLA	San Mateo, Calif.	FA-'18
94	Johnson, Austin	DL	6-4	314	5/8/94	3	Penn State	Galloway, N.J.	D2b-'16
90	Jones, DaQuan	DL	6-4	322	12/27/91	5	Penn State	Johnson City, N.Y.	D4a-'14
97	Kilgo, Darius	NT	6-3	320	12/14/91	3	Maryland	Matthews, N.C.	FA-'18
96	Logan, Bennie	DL	6-2	315	12/28/89	6	Louisiana State	Coushatta, La.	UFA (KC)-'18

### LINEBACKERS (13)

53	Bates, Daren	LB	5-11	225	11/27/90	6	Auburn	Olive Branch, Miss.	UFA (OAK)-'17
55	Brown, Jayon	LB	6-0	226	2/26/95	2	UCLA	Long Beach, Calif.	D5-'17
51	Compton, Will	LB	6-1	235	9/19/89	5	Nebraska	Bonne Terre, Mo.	UFA (WAS)-'18
44	Correa, Kamalei	OLB	6-3	241	4/27/94	3	Boise State	Honolulu, Hawaii	T (BAL)-'18
54	Evans, Rashaan	LB	6-2	232	11/8/95	R	Alabama	Auburn, Ala.	D1-'18
56	Finch, Sharif	OLB	6-4	250	10/1/95	R	Temple	Henrico, Va.	FA-'18
57	Harris, Nigel	LB	6-2	225	12/7/94	2	South Florida	Tampa, Fla.	FA-'18
58	Landry III, Harold	OLB	6-2	252	6/5/96	R	Boston College	Spring Lake, N.C.	D2-'18
45	Lewis, LaTroy	OLB	6-3	255	11/9/93	1	Tennessee	Akron, Ohio	FA-'18
91	Morgan, Derrick	OLB	6-4	261	1/6/89	9	Georgia Tech	Coatesville, Pa.	D1-'10
98	Orakpo, Brian	OLB	6-4	257	7/31/86	10	Texas	Houston, Texas	UFA (WAS)-'15
42	Spillane, Robert	LB	6-1	229	12/14/95	R	Western Michigan	Oak Park, Ill.	FA-'18
59	Woodyard, Wesley	LB	6-0	233	7/21/86	11	Kentucky	LaGrange, Ga.	UFA (DEN)-'14

### CORNERBACKS (5)

21	Butler, Malcolm	CB	5-11	190	3/2/90	5	West Alabama	Vicksburg, Miss.	UFA (NE)-'18
20	Durden, Kenneth	CB	6-1	180	5/16/92	1	Youngstown State	Valdosta, Ga.	FA-'18
25	Jackson, Adoree'	CB	5-11	185	9/18/95	2	Southern California	East St. Louis, Ill.	D1b-'17
46	Kalu, Joshua	CB	6-0	203	8/28/95	R	Nebraska	Houston, Texas	FA-'18
36	Sims, LeShaun	CB	6-0	203	9/18/93	3	Southern Utah	Las Vegas, Nev.	D5b-'16

### SAFETIES (5)

31	Byard, Kevin	S	5-11	212	8/17/93	3	Middle Tennessee State	Lithonia, Ga.	D3-'16
29	Cruikshank, Dane	DB	6-1	209	4/27/95	R	Arizona	Chino Hills, Calif.	D5-'18
28	Lewis, Kendrick	S	6-0	205	6/16/88	8	Mississippi	New Orleans, La.	FA-'18
41	Trawick, Brynden	S	6-2	225	10/23/89	6	Troy	Marietta, Ga.	UFA (OAK)-'17
24	Vaccaro, Kenny	S	6-0	214	2/15/91	6	Texas	Brownwood, Texas	FA-'18

### PUNTERS (1)

6	Kern, Brett	P	6-2	214	2/17/86	11	Toledo	Grand Island, N.Y.	W (DEN)-'09
---	-------------	---	-----	-----	---------	----	--------	--------------------	-------------

**Injured Reserve:** DT Jurrell Casey, S Johnathan Cyprien, LB Nate Palmer, CB Logan Ryan, CB Tye Smith

As of Dec. 30, 2018

# TENNESSEE TITANS ALPHABETICAL ROSTER

NO.	NAME	POS.	HT.	WT.	BIRTHDATE	EXP.	COLLEGE	HOMETOWN	ACQUIRED
53	Bates, Daren	LB	5-11	225	11/27/90	6	Auburn	Olive Branch, Miss.	UFA (OAK)-'17
17	Batson, Cameron	WR	5-8	175	12/20/95	R	Texas Tech	Oklahoma City, Okla.	FA-'18
48	Brinkley, Beau	LS	6-4	260	1/25/90	7	Missouri	Kearney, Mo.	FA-'12
55	Brown, Jayon	LB	6-0	226	2/26/95	2	UCLA	Long Beach, Calif.	D5-'17
21	Butler, Malcolm	CB	5-11	190	3/2/90	5	West Alabama	Vicksburg, Miss.	UFA (NE)-'18
31	Byard, Kevin	S	5-11	212	8/17/93	3	Middle Tennessee State	Lithonia, Ga.	D3-'16
51	Compton, Will	LB	6-1	235	9/19/89	5	Nebraska	Bonne Terre, Mo.	UFA (WAS)-'18
44	Correa, Kamalei	OLB	6-3	241	4/27/94	3	Boise State	Honolulu, Hawaii	T (BAL)-'18
29	Cruikshank, Dane	DB	6-1	209	4/27/95	R	Arizona	Chino Hills, Calif.	D5-'18
12	Davis, Austin	QB	6-2	221	6/2/89	7	Southern Mississippi	Meridian, Miss.	FA-'18
84	Davis, Corey	WR	6-3	209	1/11/95	2	Western Michigan	Wheaton, Ill.	D1a-'17
92	Dickerson, Matt	DE	6-5	292	11/9/95	R	UCLA	San Mateo, Calif.	FA-'18
20	Durden, Kenneth	CB	6-1	180	5/16/92	1	Youngstown State	Valdosta, Ga.	FA-'18
54	Evans, Rashaan	LB	6-2	232	11/8/95	R	Alabama	Auburn, Ala.	D1-'18
56	Finch, Sharif	OLB	6-4	250	10/1/95	R	Temple	Henrico, Va.	FA-'18
86	Firker, Anthony	TE	6-2	246	2/19/95	1	Harvard	Manalapan, N.J.	FA-'18
7	Gabbert, Blaine	QB	6-4	235	10/15/89	8	Missouri	Ballwin, Mo.	UFA (ARI)-'18
57	Harris, Nigel	LB	6-2	225	12/7/94	2	South Florida	Tampa, Fla.	FA-'18
22	Henry, Derrick	RB	6-3	247	1/4/94	3	Alabama	Yulee, Fla.	D2c-'16
25	Jackson, Adoree'	CB	5-11	185	9/18/95	2	Southern California	East St. Louis, Ill.	D1b-'17
15	Jennings, Darius	WR	5-10	180	6/28/92	2	Virginia	Baltimore, Md.	FA-'17
94	Johnson, Austin	DL	6-4	314	5/8/94	3	Penn State	Galloway, N.J.	D2b-'16
60	Jones, Ben	C	6-3	308	7/2/89	7	Georgia	Brent, Ala.	UFA (HOU)-'16
90	Jones, DaQuan	DL	6-4	322	12/27/91	5	Penn State	Johnson City, N.Y.	D4a-'14
46	Kalu, Joshua	DB	6-0	203	8/28/95	R	Nebraska	Houston, Texas	FA-'18
71	Kelly, Dennis	T/G	6-8	321	1/16/90	7	Purdue	Chicago Heights, Ill.	T (PHI)-'16
6	Kern, Brett	P	6-2	214	2/17/86	11	Toledo	Grand Island, N.Y.	W (DEN)-'09
97	Kilgo, Darius	NT	6-3	320	12/14/91	3	Maryland	Matthews, N.C.	FA-'18
64	Kline, Josh	G	6-3	300	12/29/89	6	Kent State	Mason, Ohio	W (NE)-'16
58	Landry III, Harold	OLB	6-2	252	6/5/96	R	Boston College	Spring Lake, N.C.	D2-'18
62	Levin, Corey	C/G	6-4	307	8/12/94	2	Chattanooga	Dacula, Ga.	D6-'17
77	Lewan, Taylor	T	6-7	309	7/22/91	5	Michigan	Cave Creek, Ariz.	D1-'14
33	Lewis, Dion	RB	5-8	195	9/27/90	7	Pittsburgh	Albany, N.Y.	UFA (NE)-'18
28	Lewis, Kendrick	S	6-0	205	6/16/88	8	Mississippi	New Orleans, La.	FA-'18
45	Lewis, LaTroy	OLB	6-3	255	11/9/93	1	Tennessee	Akron, Ohio	FA-'18
96	Logan, Bennie	DL	6-2	315	12/28/89	6	Louisiana State	Coushatta, La.	UFA (KC)-'18
8	Mariota, Marcus	QB	6-4	222	10/30/93	4	Oregon	Honolulu, Hawaii	D1-'15
69	Marz, Tyler	T	6-7	316	9/9/92	2	Wisconsin	Springfield, Minn.	FA-'16
30	McNichols, Jeremy	RB	5-9	205	12/26/95	1	Boise State	Santa Margarita, Calif.	FA-'18
91	Morgan, Derrick	OLB	6-4	261	1/6/89	9	Georgia Tech	Coatesville, Pa.	D1-'10
98	Orakpo, Brian	OLB	6-4	257	7/31/86	10	Texas	Houston, Texas	UFA (WAS)-'15
68	Pasztor, Austin	OL	6-7	305	11/26/90	6	Virginia	Tillonsburg, Ontario	FA-'18
85	Pruitt, MyCole	TE	6-2	245	3/24/92	3	Southern Illinois	South Bend, Ind.	FA-'18
19	Sharpe, Tajaé	WR	6-2	194	12/23/94	3	Massachusetts	Piscataway, N.J.	D5a-'16
36	Sims, LeShaun	CB	6-0	203	9/18/93	3	Southern Utah	Las Vegas, Nev.	D5b-'16
67	Spain, Quinton	G	6-4	330	8/7/91	4	West Virginia	Petersburg, Va.	FA-'15
61	Stinnie, Aaron	G	6-3	312	2/18/94	R	James Madison	Charlottesville, Va.	FA-'18
88	Stocker, Luke	TE	6-5	253	7/17/88	8	Tennessee	Berea, Ky.	FA-'17
4	Succop, Ryan	K	6-2	218	9/19/86	10	South Carolina	Hickory, N.C.	FA-'14
13	Taylor, Taywan	WR	5-11	203	3/2/95	2	Western Kentucky	Louisville, Ky.	D3a-'17
41	Trawick, Brynden	S	6-2	225	10/23/89	6	Troy	Marietta, Ga.	UFA (OAK)-'17
24	Vaccaro, Kenny	S	6-0	214	2/15/91	6	Texas	Brownwood, Texas	FA-'18
59	Woodyard, Wesley	LB	6-0	233	7/21/86	11	Kentucky	LaGrange, Ga.	UFA (DEN)-'14
<b>PRACTICE SQUAD (10):</b>									
39	Dawkins, Dalyn	RB	5-7	183	12/26/94	R	Colorado State	Louisville, Ky.	FA-'18
75	Douglas, Jamil	G	6-4	309	2/28/92	2	Arizona State	Cypress, Calif.	FA-'18
38	Jordan, Mike	DB	6-1	200	10/21/92	2	Missouri Western	St. Louis, Mo.	FA-'18
18	Lewis Jr., Roger	WR	6-0	203	11/27/93	3	Bowling Green	Pickerington, Ohio	FA-'18
57	President, Gimel	OLB	6-4	275	6/24/93	1	Illinois	Mount Pleasant, S.C.	W (HOU)-'18
76	Quessenberry, David	OL	6-5	310	8/24/90	1	San Jose State	La Jolla, Calif.	FA-'18
14	Raymond, Kalif	WR	5-8	182	8/8/94	2	Holy Cross	Lawrenceville, Ga.	FA-'18
11	Ross, Devin	WR	5-9	192	8/12/95	R	Colorado	Altadena, Calif.	FA-'18
93	Vickers, Kendal	DE	6-3	295	5/23/95	R	Tennessee	Havelock, N.C.	FA-'18
35	Webb, Damon	S	5-11	198	11/12/95	R	Ohio State	Detroit, Mich.	FA-'18
<b>RESERVE/INJURED (12):</b>									
3	Barnard, Austin	K/P	6-3	207	6/22/95	R	Samford	Fayetteville, Ga.	FA-'18
99	Casey, Jurrell	DT	6-1	305	12/5/89	8	Southern California	Long Beach, Calif.	D3-'11
78	Conklin, Jack	T	6-6	308	8/17/94	3	Michigan State	Plainwell, Mich.	D1-'16
37	Cyprien, Johnathan	S	6-1	211	7/29/90	6	Florida International	North Miami Beach, Fla.	UFA (JAX)-'17
32	Fluellen, David	RB	5-11	224	1/28/92	2	Toledo	Lockport, N.Y.	FA-'15
50	Palmer, Nate	LB	6-2	248	9/23/89	6	Illinois State	Chicago, Ill.	W (GB)-'16
66	Pamphile, Kevin	G/T	6-5	315	11/27/90	5	Purdue	Miami, Fla.	UFA (TB)-'18
26	Ryan, Logan	CB	5-11	195	2/9/91	6	Rutgers	Voorhees, N.J.	UFA (NE)-'17
81	Smith, Jonnu	TE	6-3	248	8/22/95	2	Florida International	Ocala, Fla.	D3b-'17
23	Smith, Tye	CB	6-0	195	5/3/93	3	Towson	Raleigh, N.C.	FA-'17
82	Walker, Delanie	TE	6-2	248	8/12/84	13	Central Missouri	Pomona, Calif.	UFA (SF)-'13
89	Wick, Cole	TE	6-6	257	11/30/93	2	Incarnate Word	Hallettsville, Texas	FA-'18

Active Roster Count: 53

As of Dec. 30, 2018

**HEAD COACH: MIKE VRABEL**

**ASSISTANT COACHES:** **MATT LaFLEUR** (offensive coordinator), **DEAN PEES** (defensive coordinator), **CRAIG AUKERMAN** (special teams), **BRIAN BELL** (strength and conditioning assistant), **SCOTT BOOKER** (defensive assistant), **SHANE BOWEN** (outside linebackers), **KEITH CARTER** (offensive line), **KERRY COOMBS** (secondary), **RYAN CROW** (defensive assistant), **TONY DEWS** (running backs), **MATT EDWARDS** (assistant special teams), **CHANDLER HENLEY** (quality control), **TOM KANAVY** (strength and conditioning), **TYRONE McKENZIE** (inside linebackers), **ROB MOORE** (wide receivers), **PAT O'HARA** (quarterbacks), **MATT PEES** (quality control), **TAYLOR PORTER** (strength and conditioning assistant), **ARTHUR SMITH** (tight ends), **LUKE STECKEL** (offensive assistant), **MIKE SULLIVAN** (offensive assistant), **TERRELL WILLIAMS** (defensive line)

2018 RECAP

DRAFT

TEAM NOTES

PLAYER NOTES

STATISTICS

ROSTERS



# TENNESSEE TITANS NUMERICAL ROSTER

NO.	NAME	POS.	HT.	WT.	AGE	EXP.	COLLEGE	HOMETOWN	ACQUIRED
4	Ryan Succop	K	6-2	218	32	10	South Carolina	Hickory, N.C.	FA-'14
6	Brett Kern	P	6-2	214	32	11	Toledo	Grand Island, N.Y.	W (DEN)-'09
7	Blaine Gabbert	QB	6-4	235	29	8	Missouri	Ballwin, Mo.	UFA (ARI)-'18
8	Marcus Mariota	QB	6-4	222	25	4	Oregon	Honolulu, Hawaii	D1-'15
12	Austin Davis	QB	6-2	221	29	7	Southern Mississippi	Meridian, Miss.	FA-'18
13	Taywan Taylor	WR	5-11	203	23	2	Western Kentucky	Louisville, Ky.	D3a-'17
15	Darius Jennings	WR	5-10	180	26	2	Virginia	Baltimore, Md.	FA-'17
17	Cameron Batson	WR	5-8	175	23	R	Texas Tech	Oklahoma City, Okla.	FA-'18
19	Tajae Sharpe	WR	6-2	194	24	3	Massachusetts	Piscataway, N.J.	D5a-'16
20	Kenneth Durden	CB	6-1	180	26	1	Youngstown State	Valdosta, Ga.	FA-'18
21	Malcolm Butler	CB	5-11	190	28	5	West Alabama	Vicksburg, Miss.	UFA (NE)-'18
22	Derrick Henry	RB	6-3	247	24	3	Alabama	Yulee, Fla.	D2c-'16
24	Kenny Vaccaro	S	6-0	214	27	6	Texas	Brownwood, Texas	FA-'18
25	Adoree' Jackson	CB	5-10	186	23	2	Southern California	East St. Louis, Ill.	D1b-'17
28	Kendrick Lewis	S	6-0	205	30	8	Mississippi	New Orleans, La.	FA-'18
29	Dane Cruikshank	DB	6-1	209	23	R	Arizona	Chino Hills, Calif.	D5-'18
30	Jeremy McNichols	RB	5-9	205	23	1	Boise State	Santa Margarita, Calif.	FA-'18
31	Kevin Byard	S	5-11	212	25	3	Middle Tennessee State	Lithonia, Ga.	D3-'16
33	Dion Lewis	RB	5-8	195	28	7	Pittsburgh	Albany, N.Y.	UFA (NE)-'18
36	LeShaun Sims	CB	6-0	203	25	3	Southern Utah	Las Vegas, Nev.	D5b-'16
41	Brynden Trawick	S	6-2	225	29	6	Troy	Marietta, Ga.	UFA (OAK)-'17
44	Kamalei Correa	OLB	6-3	241	24	3	Boise State	Honolulu, Hawaii	T (BAL)-'18
45	LaTroy Lewis	OLB	6-3	255	25	1	Tennessee	Akron, Ohio	FA-'18
46	Joshua Kalu	DB	6-0	203	23	R	Nebraska	Houston, Texas	FA-'18
48	Beau Brinkley	LS	6-4	260	28	7	Missouri	Kearney, Mo.	FA-'12
51	Will Compton	LB	6-1	235	29	5	Nebraska	Bonne Terre, Mo.	UFA (WAS)-'18
53	Daren Bates	LB	5-11	225	28	6	Auburn	Olive Branch, Miss.	UFA (OAK)-'17
54	Rashaan Evans	LB	6-2	232	23	R	Alabama	Auburn, Ala.	D1-'18
55	Jayon Brown	LB	6-0	226	23	2	UCLA	Long Beach, Calif.	D5-'17
56	Sharif Finch	OLB	6-4	250	23	R	Temple	Henrico, Va.	FA-'18
57	Nigel Harris	LB	6-2	225	24	2	South Florida	Tampa, Fla.	FA-'18
58	Harold Landry III	OLB	6-2	252	22	R	Boston College	Spring Lake, N.C.	D2-'18
59	Wesley Woodyard	LB	6-0	233	32	11	Kentucky	LaGrange, Ga.	UFA (DEN)-'14
60	Ben Jones	C	6-3	308	29	7	Georgia	Brent, Ala.	UFA (HOU)-'16
61	Aaron Stinnie	G	6-3	312	24	R	James Madison	Charlottesville, Va.	FA-'18
62	Corey Levin	C/G	6-4	307	24	2	Chattanooga	Dacula, Ga.	D6-'17
64	Josh Kline	G	6-3	300	29	6	Kent State	Mason, Ohio	W (NE)-'16
67	Quinton Spain	G	6-4	330	27	4	West Virginia	Petersburg, Va.	FA-'15
68	Austin Pasztor	OL	6-7	305	28	6	Virginia	Tillonsburg, Ontario	FA-'18
69	Tyler Marz	T	6-7	316	26	2	Wisconsin	Springfield, Minn.	FA-'16
71	Dennis Kelly	T/G	6-8	321	28	7	Purdue	Chicago Heights, Ill.	T (PHI)-'16
77	Taylor Lewan	T	6-7	309	27	5	Michigan	Cave Creek, Ariz.	D1-'14
84	Corey Davis	WR	6-3	209	23	2	Western Michigan	Wheaton, Ill.	D1a-'17
85	MyCole Pruitt	TE	6-2	245	26	3	Southern Illinois	South Bend, Ind.	FA-'18
86	Anthony Firkser	TE	6-2	246	23	1	Harvard	Manalapan, N.J.	FA-'18
88	Luke Stocker	TE	6-5	253	30	8	Tennessee	Berea, Ky.	FA-'17
90	DaQuan Jones	DL	6-4	322	27	5	Penn State	Johnson City, N.Y.	D4a-'14
91	Derrick Morgan	OLB	6-4	261	29	9	Georgia Tech	Coatesville, Pa.	D1-'10
92	Matt Dickerson	DE	6-5	292	23	R	UCLA	San Mateo, Calif.	FA-'18
94	Austin Johnson	DL	6-4	314	24	3	Penn State	Galloway, N.J.	D2b-'16
96	Bennie Logan	DL	6-2	315	29	6	Louisiana State	Coushatta, La.	UFA (KC)-'18
97	Darius Kilgo	NT	6-3	320	27	3	Maryland	Matthews, N.C.	FA-'18
98	Brian Orakpo	OLB	6-4	257	32	10	Texas	Houston, Texas	UFA (WAS)-'15
<b>PRACTICE SQUAD (10):</b>									
11	Devin Ross	WR	5-9	192	23	R	Colorado	Altadena, Calif.	FA-'18
14	Kalif Raymond	WR	5-8	182	24	2	Holy Cross	Lawrenceville, Ga.	FA-'18
18	Roger Lewis Jr.	WR	6-0	203	25	3	Bowling Green	Pickerington, Ohio	FA-'18
35	Damon Webb	S	5-11	198	23	R	Ohio State	Detroit, Mich.	FA-'18
38	Mike Jordan	DB	6-1	200	26	2	Missouri Western	St. Louis, Mo.	FA-'18
39	Dalyn Dawkins	RB	5-7	183	24	R	Colorado State	Louisville, Ky.	FA-'18
52	Gimel President	OLB	6-4	275	25	1	Illinois	Mount Pleasant, S.C.	W (HOU)-'18
75	Jamil Douglas	G	6-4	309	26	2	Arizona State	Cypress, Calif.	FA-'18
76	David Quessenberry	OL	6-5	305	28	1	San Jose State	La Jolla, Calif.	FA-'18
93	Kendal Vickers	DE	6-3	295	23	R	Tennessee	Havelock, N.C.	FA-'18
<b>RESERVE/INJURED (12):</b>									
3	Austin Barnard	K/P	6-3	207	23	R	Samford	Fayetteville, Ga.	FA-'18
23	Tye Smith	CB	6-0	195	25	3	Towson	Raleigh, N.C.	FA-'17
26	Logan Ryan	CB	5-11	195	27	6	Rutgers	Voorhees, N.J.	UFA (NE)-'17
32	David Fluellen	RB	5-11	224	26	2	Toledo	Lockport, N.Y.	FA-'15
37	Johnathan Cyprien	S	6-1	211	28	6	Florida International	North Miami Beach, Fla.	UFA (JAX)-'17
50	Nate Palmer	LB	6-2	248	29	6	Illinois State	Chicago, Ill.	W (GB)-'16
66	Kevin Pamphile	G/T	6-5	315	28	5	Purdue	Miami, Fla.	UFA (TB)-'18
78	Jack Conklin	T	6-6	308	24	3	Michigan State	Plainwell, Mich.	D1-'16
81	Jonnu Smith	TE	6-3	248	23	2	Florida International	Ocala, Fla.	D3b-'17
82	Delanie Walker	TE	6-2	248	34	13	Central Missouri	Pomona, Calif.	UFA (SF)-'13
89	Cole Wick	TE	6-6	257	25	2	Incarinate Word	Hallettsville, Texas	FA-'18
99	Jurrell Casey	DT	6-1	305	29	8	Southern California	Long Beach, Calif.	D3-'11

Active Roster Count: 53

As of Dec. 30, 2018

**HEAD COACH: MIKE VRABEL**

**ASSISTANT COACHES:** **MATT LaFLEUR** (offensive coordinator), **DEAN PEES** (defensive coordinator), **CRAIG AUKERMAN** (special teams), **BRIAN BELL** (strength and conditioning assistant), **SCOTT BOOKER** (defensive assistant), **SHANE BOWEN** (outside linebackers), **KEITH CARTER** (offensive line), **KERRY COOMBS** (secondary), **RYAN CROW** (defensive assistant), **TONY DEWS** (running backs), **MATT EDWARDS** (assistant special teams), **CHANDLER HENLEY** (quality control), **TOM KANAVY** (strength and conditioning), **TYRONE MCKENZIE** (inside linebackers), **ROB MOORE** (wide receivers), **PAT O'HARA** (quarterbacks), **MATT PEES** (quality control), **TAYLOR PORTER** (strength and conditioning assistant), **ARTHUR SMITH** (tight ends), **LUKE STECKEL** (offensive assistant), **MIKE SULLIVAN** (offensive assistant), **TERRELL WILLIAMS** (defensive line)

**HOW ACQUIRED KEY:** FA (free agent), UFA (unrestricted free agent), RFA (restricted free agent), D (draft pick), W (waivers), T (trade)



# **GAME-BY-GAME STATISTICS**

## 2018 TENNESSEE TITANS GAME-BY-GAME OFFENSE

	9/9 at MIA	9/16 HOU	9/23 at JAX	9/30 PHI	10/7 at BUF	10/14 BAL	10/21 at LAC	11/5 at DAL	11/11 NE	11/18 at IND	11/26 at HOU	12/2 NYJ	12/6 JAX	12/16 at NYG	12/22 WAS	12/30 IND	2018 Totals
<b>Points</b>	<b>20</b>	<b>20</b>	<b>9</b>	<b>26</b>	<b>12</b>	<b>0</b>	<b>19</b>	<b>28</b>	<b>34</b>	<b>10</b>	<b>17</b>	<b>26</b>	<b>30</b>	<b>17</b>	<b>25</b>	<b>17</b>	<b>310</b>
1st Qtr	3	14	3	3	3	0	3	0	17	0	10	0	7	7	6	0	76
2nd Qtr	0	0	0	0	3	0	3	14	7	3	0	6	9	0	3	10	58
3rd Qtr	0	0	3	7	0	0	7	7	3	0	7	7	14	7	0	7	69
4th Qtr	17	6	3	10	6	0	6	7	7	7	0	13	0	3	16	0	101
Overtime	0	0	0	6	0	0	0	0	0	0	0	0	0	0	0	0	6
TDs (Ru-P-Ret)	1-0-1	0-2-0	0-0-0	1-2-0	0-0-0	0-0-0	1-1-0	2-2-0	2-2-2	0-1-0	0-2-0	1-2-1	4-0-0	2-0-0	1-1-1	0-1-1	15-16-3
PATs (M/A)	2-2	2-2	0-0	2-2	0-0	0-0	1-1	4-4	4-4	1-1	2-2	2-3	3-4	2-2	1-2	2-2	28-31
2PT Convs (M/A)	0-0	0-0	0-0	0-0	0-0	0-0	0-1	0-0	0-0	0-0	0-0	0-0	0-0	0-0	0-0	0-0	0-1
FGs (M/A)	2-2	2-2	3-4	2-2	4-4	0-0	2-3	0-1	2-2	1-1	1-1	2-2	1-1	1-2	2-2	1-1	26-30
Safeties	0	0	0	0	0	0	0	0	0	0	0	0	1	0	0	0	1
<b>First Downs</b>	<b>19</b>	<b>15</b>	<b>15</b>	<b>22</b>	<b>15</b>	<b>7</b>	<b>23</b>	<b>24</b>	<b>23</b>	<b>16</b>	<b>14</b>	<b>22</b>	<b>21</b>	<b>22</b>	<b>20</b>	<b>11</b>	<b>289</b>
Rushing	4	7	7	3	6	1	7	11	11	4	3	6	10	14	8	4	106
Passing	13	7	6	16	8	5	16	11	11	10	10	11	9	6	11	6	156
Penalty	2	1	2	3	1	1	0	2	1	2	1	5	2	2	1	1	27
<b>3rd Down Conv (M/A)</b>	<b>6-14</b>	<b>5-15</b>	<b>5-15</b>	<b>5-16</b>	<b>6-12</b>	<b>1-10</b>	<b>9-15</b>	<b>11-14</b>	<b>5-12</b>	<b>6-14</b>	<b>4-12</b>	<b>1-11</b>	<b>7-11</b>	<b>5-14</b>	<b>5-11</b>	<b>1-9</b>	<b>82-205</b>
3rd Down Conv Pct	42.86%	33.33%	33.33%	31.25%	50.00%	10.00%	60.00%	75.57%	41.67%	42.86%	33.33%	9.09%	63.64%	35.71%	45.45%	11.11%	40.00%
<b>4th Down Conv (M/A)</b>	<b>0-2</b>	<b>2-2</b>	<b>0-0</b>	<b>3-3</b>	<b>0-0</b>	<b>0-0</b>	<b>1-1</b>	<b>0-0</b>	<b>0-0</b>	<b>0-0</b>	<b>0-1</b>	<b>0-0</b>	<b>0-1</b>	<b>1-1</b>	<b>0-0</b>	<b>0-1</b>	<b>7-12</b>
4th Down Conv Pct	0.00%	100.00%	0.00%	100.00%	0.00%	0.00%	100.00%	0.00%	0.00%	0.00%	0.00%	0.00%	0.00%	100.00%	0.00%	0.00%	58.33%
<b>Red Zone Conv (M/A)</b>	<b>1-2</b>	<b>1-2</b>	<b>0-2</b>	<b>3-4</b>	<b>0-1</b>	<b>0-0</b>	<b>2-5</b>	<b>4-5</b>	<b>4-6</b>	<b>1-1</b>	<b>0-2</b>	<b>3-5</b>	<b>2-5</b>	<b>2-3</b>	<b>2-4</b>	<b>0-0</b>	<b>25-47</b>
Red Zone Conv Pct	50.00%	50.00%	0.00%	75.00%	0.00%	0.00%	40.00%	80.00%	66.67%	100.00%	0.00%	60.00%	40.00%	66.67%	50.00%	0.00%	53.19%
<b>Goal to Go Conv (M/A)</b>	<b>1-2</b>	<b>0-0</b>	<b>0-0</b>	<b>3-3</b>	<b>0-0</b>	<b>0-0</b>	<b>2-3</b>	<b>1-2</b>	<b>3-3</b>	<b>1-1</b>	<b>0-0</b>	<b>1-3</b>	<b>1-2</b>	<b>2-2</b>	<b>2-2</b>	<b>0-0</b>	<b>17-23</b>
Goal to Go Conv Pct	50.00%	0.00%	0.00%	100.00%	0.00%	0.00%	66.67%	50.00%	100.00%	100.00%	0.00%	33.33%	50.00%	100.00%	100.00%	0.00%	73.91%
<b>Total Net Yards</b>	<b>336</b>	<b>283</b>	<b>233</b>	<b>397</b>	<b>221</b>	<b>106</b>	<b>390</b>	<b>340</b>	<b>385</b>	<b>263</b>	<b>365</b>	<b>403</b>	<b>426</b>	<b>301</b>	<b>291</b>	<b>258</b>	<b>4998</b>
Total Off. Plays	67	57	59	68	53	40	67	69	63	59	52	60	57	67	55	45	938
Avg. Gain Per Play	5	5.0	3.9	5.8	4.2	2.7	5.8	4.9	6.1	4.5	7.0	6.7	7.5	4.5	5.3	5.7	5.3
<b>Net Yards Rushing</b>	<b>116</b>	<b>100</b>	<b>150</b>	<b>70</b>	<b>100</b>	<b>55</b>	<b>164</b>	<b>125</b>	<b>150</b>	<b>87</b>	<b>105</b>	<b>130</b>	<b>264</b>	<b>215</b>	<b>99</b>	<b>93</b>	<b>2023</b>
Total Rushing Plays	29	34	35	22	25	14	33	36	36	25	23	22	32	45	27	16	454
Avg. Gain Per Rush	4	2.9	4.3	3.2	4.0	3.9	5.0	3.5	4.2	3.5	4.6	5.9	8.3	4.8	3.7	5.8	4.5
<b>Net Yards Passing</b>	<b>220</b>	<b>183</b>	<b>83</b>	<b>327</b>	<b>121</b>	<b>51</b>	<b>226</b>	<b>215</b>	<b>235</b>	<b>176</b>	<b>260</b>	<b>273</b>	<b>162</b>	<b>86</b>	<b>192</b>	<b>165</b>	<b>2975</b>
Times Sacked	0	1	3	3	2	11	2	4	2	5	6	3	1	1	3	0	47
Yards Lost on Sacks	0	8	25	17	8	66	11	25	14	27	43	9	0	8	19	0	280
Gross Yards Passing	220	191	108	344	129	117	237	240	249	203	303	282	162	94	211	165	3255
Pass Attempts	38	22	21	43	26	15	32	29	25	29	23	35	24	21	25	29	437
Pass Completions	20	15	13	30	14	10	24	21	17	21	22	20	18	13	17	18	293
Completion Pct	52.63%	68.18%	61.90%	69.77%	53.85%	66.67%	75.00%	72.41%	68.00%	72.41%	95.65%	57.14%	75.00%	61.90%	68.00%	62.07%	67.05
Avg. Gain Per Pass	5.8	8.0	3.5	7.1	4.3	2.0	6.6	6.5	8.7	5.2	9.0	7.2	6.5	3.9	6.9	5.7	6.1
Interceptions	3	0	0	1	1	0	1	0	0	2	0	1	1	0	0	2	12
<b>Fumbles / Fum. Lost</b>	<b>0-0</b>	<b>1-0</b>	<b>0-0</b>	<b>1-0</b>	<b>3-2</b>	<b>1-0</b>	<b>0-0</b>	<b>2-2</b>	<b>3-0</b>	<b>1-0</b>	<b>2-1</b>	<b>2-0</b>	<b>1-0</b>	<b>0-0</b>	<b>0-0</b>	<b>1-1</b>	<b>18-6</b>
<b>Penalties</b>	<b>5</b>	<b>8</b>	<b>4</b>	<b>4</b>	<b>5</b>	<b>4</b>	<b>4</b>	<b>3</b>	<b>4</b>	<b>8</b>	<b>7</b>	<b>8</b>	<b>3</b>	<b>4</b>	<b>2</b>	<b>9</b>	<b>82</b>
Penalty Yards	48	70	30	30	40	35	32	20	35	112	50	75	30	35	10	75	727
<b>Punts</b>	<b>4</b>	<b>5</b>	<b>6</b>	<b>5</b>	<b>2</b>	<b>9</b>	<b>2</b>	<b>1</b>	<b>5</b>	<b>6</b>	<b>6</b>	<b>7</b>	<b>2</b>	<b>5</b>	<b>4</b>	<b>6</b>	<b>75</b>
Gross Punting Average	44.8	52.2	46.7	50.8	53.0	41.7	51.5	45.0	48.2	49.3	49.7	38.0	59.0	44.0	42.3	45.3	46.4
Touchbacks	0	0	1	1	0	0	0	0	0	0	0	1	0	0	0	0	3
Inside20	4	1	3	2	1	3	0	1	2	3	2	1	1	5	4	6	39
Punts Blocked	0	0	0	0	0	0	0	0	0	0	0	1	0	0	0	0	1
Net Punting Average	44.50	47.2	41.5	38.4	49.0	36.1	44.5	38.0	42.2	38.5	43.5	34.6	59.0	43.6	42.3	45.3	41.7
<b>Punt Returns</b>	<b>2</b>	<b>1</b>	<b>4</b>	<b>2</b>	<b>2</b>	<b>1</b>	<b>1</b>	<b>3</b>	<b>3</b>	<b>0</b>	<b>2</b>	<b>0</b>	<b>3</b>	<b>1</b>	<b>1</b>	<b>2</b>	<b>27</b>
Punt Return Yards	44	2	26	8	39	0	0	11	42	0	19	0	12	8	16	10	237
Punt Return Avg.	22.0	2.0	6.5	4.0	19.5	0.0	0.0	3.7	14.0	0.0	9.5	0.0	4.0	8.0	16.0	5.0	8.8
Fair Catches	0	1	0	1	0	0	1	0	1	1	2	2	0	0	1	0	11
<b>Kickoff Returns</b>	<b>2</b>	<b>0</b>	<b>0</b>	<b>0</b>	<b>1</b>	<b>1</b>	<b>5</b>	<b>1</b>	<b>2</b>	<b>0</b>	<b>2</b>	<b>1</b>	<b>1</b>	<b>1</b>	<b>1</b>	<b>5</b>	<b>23</b>
Kickoff Return Yards	121	0	0	0	33	20	156	23	78	0	56	35	29	27	31	128	737
Kickoff Return Avg.	60.5	0.0	0	0.0	33.0	20.0	31.2	23.0	39/0	0.0	28.0	35.0	29.0	27.0	31.0	25.6	32
<b>Time of Possession</b>	<b>29:35</b>	<b>30:22</b>	<b>32:47</b>	<b>35:30</b>	<b>26:11</b>	<b>22:26</b>	<b>35:23</b>	<b>34:26</b>	<b>32:57</b>	<b>28:44</b>	<b>30:02</b>	<b>26:38</b>	<b>29:20</b>	<b>35:21</b>	<b>26:57</b>	<b>19:47</b>	<b>29:28</b>
Turnover Ratio	-1	+1	+1	0	-2	+1	-1	0	0	-2	-1	0	0	+2	+2	-1	-1



## 2018 TENNESSEE TITANS GAME-BY-GAME DEFENSE

	9/9 at MIA	9/16 HOU	9/23 at JAX	9/30 PHI	10/7 at BUF	10/14 BAL	10/21 at LAC	11/5 at DAL	11/11 NE	11/18 at IND	11/26 at HOU	12/2 NYJ	12/6 JAX	12/16 at NYG	12/22 WAS	12/30 IND	2018 Totals
<b>Points</b>	<b>27</b>	<b>17</b>	<b>6</b>	<b>23</b>	<b>13</b>	<b>21</b>	<b>20</b>	<b>14</b>	<b>10</b>	<b>38</b>	<b>34</b>	<b>22</b>	<b>9</b>	<b>0</b>	<b>16</b>	<b>33</b>	<b>303</b>
1st Qtr	0	0	0	0	7	7	10	7	3	7	7	10	2	0	3	7	70
2nd Qtr	7	7	3	10	0	7	0	7	7	17	17	6	0	0	7	10	105
3rd Qtr	3	3	0	7	3	7	7	0	0	7	3	6	7	0	3	7	63
4th Qtr	17	7	3	3	3	0	3	0	0	7	7	0	0	0	3	9	62
Overtime	0	0	0	3	0	0	0	0	0	0	0	0	0	0	0	0	3
TDs (Ru-P-Ret)	0-2-1	0-2-0	0-0-0	0-2-0	1-0-0	2-1-0	0-2-0	0-2-0	1-0-0	2-3-0	2-2-0	0-0-1	0-1-0	0-0-0	0-1-0	1-3-0	9-21-2
PATs (M/A)	3-3	2-2	0-0	2-2	1-1	3-3	2-2	2-2	1-1	5-5	4-4	1-1	1-1	0-0	1-1	3-4	31-32
2PT Convs (M/A)	0-0	0-0	0-0	0-0	0-0	0-0	0-0	0-0	0-0	0-0	0-0	0-0	0-0	0-0	0-0	0-0	0-0
FGs (M/A)	2-2	1-2	2-2	3-3	2-2	0-0	2-2	0-1	1-2	1-1	2-2	5-5	0-0	0-0	3-3	2-2	26-29
Safeties	0	0	0	0	0	0	0	0	0	0	0	0	0	0	0	0	0
<b>First Downs</b>	<b>18</b>	<b>21</b>	<b>12</b>	<b>25</b>	<b>18</b>	<b>23</b>	<b>14</b>	<b>18</b>	<b>16</b>	<b>26</b>	<b>19</b>	<b>15</b>	<b>17</b>	<b>15</b>	<b>17</b>	<b>24</b>	<b>298</b>
Rushing	7	6	6	6	10	9	2	5	4	8	7	6	5	2	7	8	98
Passing	9	13	6	18	6	13	12	12	12	15	11	8	11	12	9	15	182
Penalty	2	2	0	1	2	1	0	1	0	3	1	1	1	1	1	1	18
<b>3rd Down Conv (M/A)</b>	<b>2-10</b>	<b>5-11</b>	<b>5-14</b>	<b>5-15</b>	<b>4-13</b>	<b>12-17</b>	<b>4-9</b>	<b>5-11</b>	<b>3-15</b>	<b>5-10</b>	<b>4-11</b>	<b>3-14</b>	<b>2-12</b>	<b>3-16</b>	<b>8-14</b>	<b>5-13</b>	<b>75-205</b>
3rd Down Conv Pct	20.00%	45.45%	35.71%	33.33%	30.77%	70.59%	44.44%	45.45%	20.00%	50.00%	36.36%	21.43%	16.67%	18.75%	57.14%	38.46%	36.59%
<b>4th Down Conv (M/A)</b>	<b>0-1</b>	<b>0-0</b>	<b>0-1</b>	<b>0-0</b>	<b>2-3</b>	<b>1-1</b>	<b>0-0</b>	<b>0-1</b>	<b>2-3</b>	<b>0-0</b>	<b>1-1</b>	<b>0-0</b>	<b>2-5</b>	<b>2-3</b>	<b>0-0</b>	<b>1-1</b>	<b>11-20</b>
4th Down Conv Pct	0.00%	0	0.00%	0.00%	66.67%	100.00%	0.00%	0.00%	66.67%	0.00%	100.00%	0.00%	40.00%	66.67%	0.00%	100.00%	55.00%
<b>Red Zone Conv (M/A)</b>	<b>1-5</b>	<b>0-1</b>	<b>0-0</b>	<b>1-4</b>	<b>1-3</b>	<b>3-3</b>	<b>0-2</b>	<b>1-4</b>	<b>1-1</b>	<b>4-5</b>	<b>3-3</b>	<b>0-3</b>	<b>1-2</b>	<b>0-2</b>	<b>1-2</b>	<b>4-7</b>	<b>21-47</b>
Red Zone Conv Pct	20.00%	0.00%	0.00%	25.00%	33.33%	100.00%	0.00%	25.00%	100.00%	80.00%	100.00%	0.00%	50.00%	0.00%	50.00%	57.14%	44.68%
<b>Goal to Go Conv (M/A)</b>	<b>1-2</b>	<b>0-1</b>	<b>0-0</b>	<b>1-1</b>	<b>0-0</b>	<b>2-2</b>	<b>0-0</b>	<b>1-2</b>	<b>1-1</b>	<b>2-3</b>	<b>0-0</b>	<b>0-0</b>	<b>1-2</b>	<b>0-1</b>	<b>0-0</b>	<b>3-6</b>	<b>12-21</b>
Goal to Go Conv Pct	50.00%	0.00%	0.00%	100.00%	0.00%	100.00%	0.00%	50.00%	100.00%	66.67%	0.00%	0.00%	50.00%	0.00%	0.00%	50.00%	57.14%
<b>Total Net Yards</b>	<b>342</b>	<b>437</b>	<b>232</b>	<b>432</b>	<b>223</b>	<b>361</b>	<b>344</b>	<b>297</b>	<b>284</b>	<b>397</b>	<b>462</b>	<b>280</b>	<b>255</b>	<b>260</b>	<b>292</b>	<b>436</b>	<b>5334</b>
Total Off. Plays	58	62	56	76	64	72	44	56	65	60	62	65	67	63	59	72	1001
Avg. Gain Per Play	5.9	7.0	4.1	5.7	3.5	5.0	7.8	5.3	4.4	6.6	7.5	4.3	3.8	4.1	4.9	6.1	5.3
<b>Net Yards Rushing</b>	<b>120</b>	<b>148</b>	<b>87</b>	<b>117</b>	<b>144</b>	<b>123</b>	<b>47</b>	<b>72</b>	<b>40</b>	<b>102</b>	<b>281</b>	<b>156</b>	<b>60</b>	<b>47</b>	<b>161</b>	<b>158</b>	<b>1863</b>
Total Rushing Plays	29	26	19	22	43	35	16	19	19	28	34	33	20	16	34	36	429
Avg. Gain Per Rush	4.1	5.7	4.6	5.3	3.3	3.5	2.9	3.8	2.1	3.6	8.3	4.7	3.0	2.9	4.7	4.4	4.3
<b>Net Yards Passing</b>	<b>222</b>	<b>289</b>	<b>145</b>	<b>315</b>	<b>79</b>	<b>238</b>	<b>297</b>	<b>225</b>	<b>244</b>	<b>295</b>	<b>181</b>	<b>124</b>	<b>195</b>	<b>213</b>	<b>131</b>	<b>278</b>	<b>3471</b>
Times Sacked	1	4	3	4	1	0	2	5	3	0	4	2	4	3	2	1	39
Yards Lost on Sacks	8	21	10	33	3	0	9	18	23	0	29	4	45	16	22	7	248
Gross Yards Passing	230	310	155	348	82	238	306	243	267	295	210	128	240	229	153	285	3719
Pass Attempts	28	32	34	50	20	37	26	32	43	32	24	30	43	44	23	35	533
Pass Completions	20	22	21	33	10	25	19	21	23	24	19	17	25	21	13	24	337
Completion Pct	71.43%	68.75%	61.76%	66.00%	50.00%	67.57%	73.08%	65.63%	53.49%	75.00%	79.17%	56.67%	58.14%	47.73%	56.52%	68.57%	63.23%
Avg. Gain Per Pass	7.7	8.0	3.9	5.8	3.8	6.4	10.6	6.1	5.3	9.2	6.5	3.9	4.1	4.5	5.2	7.7	6.1
Interceptions	2	1	0	0	1	1	0	1	0	0	0	1	0	1	2	1	11
<b>Fumbles / Fum. Lost</b>	<b>0-0</b>	<b>2-0</b>	<b>2-1</b>	<b>3-1</b>	<b>0-0</b>	<b>0-0</b>	<b>0-0</b>	<b>1-1</b>	<b>0-0</b>	<b>2-0</b>	<b>1-0</b>	<b>0-0</b>	<b>1-1</b>	<b>1-1</b>	<b>0-0</b>	<b>1-1</b>	<b>14-6</b>
<b>Penalties</b>	<b>7</b>	<b>11</b>	<b>8</b>	<b>8</b>	<b>4</b>	<b>10</b>	<b>4</b>	<b>6</b>	<b>4</b>	<b>7</b>	<b>3</b>	<b>11</b>	<b>7</b>	<b>10</b>	<b>8</b>	<b>12</b>	<b>120</b>
Penalty Yards	51	88	75	77	30	70	31	52	31	60	53	96	67	58	49	96	984
<b>Punts</b>	<b>4</b>	<b>4</b>	<b>6</b>	<b>6</b>	<b>4</b>	<b>4</b>	<b>3</b>	<b>3</b>	<b>6</b>	<b>3</b>	<b>5</b>	<b>6</b>	<b>5</b>	<b>6</b>	<b>2</b>	<b>4</b>	<b>71</b>
Gross Punting Average	53.8	41.0	45.5	51.3	43.8	43.8	38.3	44.7	49.7	47.3	44.8	44.5	50.0	39.5	53.5	47.8	46.1
Touchbacks	2	1	1	3	1	0	0	0	1	0	1	2	0	0	0	0	12
Inside20	0	2	2	2	1	2	3	0	2	3	2	1	3	2	0	2	27
Punts Blocked	0	0	0	0	0	0	0	0	0	0	0	0	0	0	0	0	0
Net Punting Average	32.8	35.5	37.8	40.0	29.0	43.8	38.3	41.0	39.3	47.3	37.0	37.8	47.6	38.2	45.5	45.3	39.4
<b>Punt Returns</b>	<b>2</b>	<b>4</b>	<b>2</b>	<b>2</b>	<b>1</b>	<b>4</b>	<b>2</b>	<b>1</b>	<b>2</b>	<b>3</b>	<b>3</b>	<b>1</b>	<b>2</b>	<b>3</b>	<b>0</b>	<b>1</b>	<b>33</b>
Punt Return Yards	1	25	11	42.0	8	50	14	7	30	65	37	4	0	2	0	0	296
Punt Return Avg.	0.5	6.3	5.5	21.0	8.0	12.5	7.0	7.0	15.0	21.7	12.3	4.0	0.0	0.7	0.0	0.0	9.0
Fair Catches	1	0	0	0	1	2	0	0	1	2	1	2	0	1	2	3	16
<b>Kickoff Returns</b>	<b>2</b>	<b>0</b>	<b>1</b>	<b>0</b>	<b>1</b>	<b>1</b>	<b>2</b>	<b>1</b>	<b>3</b>	<b>1</b>	<b>1</b>	<b>2</b>	<b>3</b>	<b>4</b>	<b>1</b>	<b>2</b>	<b>25</b>
Kickoff Return Yards	125	0	25	0	27	20	47	23	74	19	30	82	50	91	28	55	696
Kickoff Return Avg.	62.5	0	25	0.0	27.0	20.0	23.5	23.0	24.7	19.0	30.0	41.0	16.7	22.8	28.0	27.5	27.8
<b>Time of Possession</b>	<b>30:25</b>	<b>29:38</b>	<b>27:13</b>	<b>34:25</b>	<b>33:49</b>	<b>37:34</b>	<b>24:37</b>	<b>25:34</b>	<b>27:03</b>	<b>31:16</b>	<b>29:58</b>	<b>33:22</b>	<b>30:40</b>	<b>24:39</b>	<b>33:03</b>	<b>40:13</b>	<b>30:32</b>

## 2018 TENNESSEE TITANS GAME-BY-GAME STARTERS

**BOLD** denotes rookie

OFFENSE												
Date	Opp	WR	LT	LG	C	RG	RT	TE	RB/WR/TE	QB	WR/TE	RB
09/09/18	@ Mia	T. Sharpe	T. Lewan	Q. Spain	B. Jones	J. Kline	D. Kelly	D. Walker	C. Davis (WR)	M. Mariota	J. Smith (TE)	D. Henry
09/16/18	Hou	T. Sharpe	K. Pamphile	Q. Spain	B. Jones	J. Kline	T. Marz	L. Stocker	J. Smith (TE)	B. Gabbert	C. Davis (WR)	D. Henry
09/23/18	@ Jax	T. Sharpe	T. Lewan	Q. Spain	B. Jones	J. Kline	K. Pamphile	L. Stocker	J. Smith (TE)	B. Gabbert	C. Davis (WR)	D. Henry
09/30/18	Phi	T. Taylor	T. Lewan	Q. Spain	B. Jones	J. Kline	J. Conklin	L. Stocker	J. Smith (TE)	M. Mariota	C. Davis (WR)	D. Henry
10/07/18	@ Buf	T. Sharpe	T. Lewan	Q. Spain	B. Jones	J. Kline	J. Conklin	L. Stocker	J. Smith (TE)	M. Mariota	C. Davis (WR)	D. Henry
10/14/18	Bal	T. Sharpe	T. Lewan	Q. Spain	B. Jones	J. Kline	J. Conklin	L. Stocker	J. Smith (TE)	M. Mariota	C. Davis (WR)	D. Henry
10/21/18	@ LAC	T. Sharpe	T. Lewan	C. Levin	B. Jones	J. Kline	J. Conklin	L. Stocker	J. Smith (TE)	M. Mariota	C. Davis (WR)	D. Henry
11/05/18	@ Dal	T. Sharpe	T. Lewan	Q. Spain	B. Jones	J. Kline	J. Conklin	J. Smith	D. Lewis (RB)	M. Mariota	C. Davis (WR)	D. Henry
11/11/18	NE	T. Sharpe	T. Lewan	Q. Spain	B. Jones	J. Kline	D. Kelly	J. Smith	D. Lewis (RB)	M. Mariota	C. Davis (WR)	D. Henry
11/18/18	@ Ind	T. Sharpe	T. Lewan	Q. Spain	B. Jones	J. Kline	J. Conklin	J. Smith	<b>C. Batson (WR)</b>	M. Mariota	C. Davis (WR)	D. Lewis
11/26/18	@ Hou	T. Sharpe	T. Lewan	Q. Spain	B. Jones	J. Kline	J. Conklin	L. Stocker	J. Smith (TE)	M. Mariota	C. Davis (WR)	D. Lewis
12/02/18	NYJ	T. Sharpe	T. Lewan	Q. Spain	B. Jones	J. Kline	J. Conklin	L. Stocker	<b>C. Batson (WR)</b>	M. Mariota	C. Davis (WR)	D. Lewis
12/06/18	Jax	T. Sharpe	T. Lewan	Q. Spain	B. Jones	J. Kline	J. Conklin	J. Smith	T. Taylor (WR)	M. Mariota	C. Davis (WR)	D. Lewis
12/16/18	@ NYG	T. Sharpe	T. Lewan	Q. Spain	B. Jones	J. Kline	D. Kelly	L. Stocker	T. Taylor (WR)	M. Mariota	C. Davis (WR)	D. Henry
12/22/18	Was	T. Taylor	T. Lewan	Q. Spain	B. Jones	J. Kline	D. Kelly	L. Stocker	C. Davis (WR)	M. Mariota	M. Pruitt (TE)	D. Henry
12/30/18	Ind	T. Taylor	T. Lewan	Q. Spain	B. Jones	J. Kline	D. Kelly	L. Stocker	D. Lewis (RB)	B. Gabbert	C. Davis (WR)	D. Henry

**BOLD** denotes rookie

DEFENSE												
Date	Opp	DE	NT/CB	DT	OLB	ILB	ILB	OLB	CB	CB	SS	FS
09/09/18	@ Mia	D. Jones (DE)	A. Johnson (NT)	J. Casey	K. Correa	W. Woodyard	W. Compton	B. Orakpo	L. Ryan	M. Butler	K. Vaccaro	K. Byard
09/16/18	Hou	D. Jones (DE)	A. Jackson (CB)	J. Casey	D. Morgan	W. Woodyard	W. Compton	B. Orakpo	L. Ryan	M. Butler	K. Vaccaro	K. Byard
09/23/18	@ Jax	D. Jones (DE)	A. Johnson (NT)	J. Casey	D. Morgan	W. Woodyard	<b>R. Evans</b>	B. Orakpo	L. Ryan	M. Butler	K. Vaccaro	K. Byard
09/30/18	Phi	D. Jones (DE)	A. Jackson (CB)	J. Casey	D. Morgan	W. Woodyard	J. Brown	B. Orakpo	L. Ryan	M. Butler	K. Vaccaro	K. Byard
10/07/18	@ Buf	D. Jones (DE)	A. Johnson (NT)	J. Casey	D. Morgan	<b>R. Evans</b>	J. Brown	B. Orakpo	L. Ryan	M. Butler	K. Lewis	K. Byard
10/14/18	Bal	D. Jones (DE)	A. Johnson (NT)	J. Casey	D. Morgan	<b>R. Evans</b>	J. Brown	B. Orakpo	L. Ryan	A. Jackson	K. Lewis	K. Byard
10/21/18	@ LAC	D. Jones (DE)	A. Johnson (NT)	J. Casey	K. Correa	W. Woodyard	<b>R. Evans</b>	B. Orakpo	L. Ryan	A. Jackson	K. Lewis	K. Byard
11/05/18	@ Dal	D. Jones (DE)	A. Johnson (NT)	J. Casey	K. Correa	W. Woodyard	<b>R. Evans</b>	B. Orakpo	L. Ryan	A. Jackson	K. Vaccaro	K. Byard
11/11/18	NE	D. Jones (DE)	M. Butler (CB)	J. Casey	K. Correa	W. Woodyard	J. Brown	B. Orakpo	L. Ryan	A. Jackson	K. Vaccaro	K. Byard
11/18/18	@ Ind	D. Jones (DE)	M. Butler (CB)	J. Casey	D. Morgan	W. Woodyard	J. Brown	B. Orakpo	L. Ryan	A. Jackson	K. Vaccaro	K. Byard
11/26/18	@ Hou	D. Jones (DE)	A. Johnson (NT)	J. Casey	D. Morgan	W. Woodyard	<b>R. Evans</b>	B. Orakpo	L. Ryan	A. Jackson	K. Vaccaro	K. Byard
12/02/18	NYJ	D. Jones (DE)	A. Jackson (CB)	J. Casey	D. Morgan	W. Woodyard	J. Brown	B. Orakpo	L. Ryan	M. Butler	K. Vaccaro	K. Byard
12/06/18	Jax	D. Jones (DE)	A. Jackson (CB)	J. Casey	D. Morgan	W. Woodyard	J. Brown	B. Orakpo	L. Ryan	M. Butler	K. Vaccaro	K. Byard
12/16/18	@ NYG	D. Jones (DE)	A. Johnson (NT)	J. Casey	D. Morgan	W. Woodyard	<b>R. Evans</b>	<b>H. Landry III</b>	L. Ryan	A. Jackson	K. Vaccaro	K. Byard
12/22/18	Was	D. Jones (DE)	A. Jackson (CB)	J. Casey	D. Morgan	W. Woodyard	J. Brown	<b>H. Landry III</b>	L. Sims	M. Butler	K. Vaccaro	K. Byard
12/30/18	Ind	D. Jones (DE)	L. Sims (CB)	A. Johnson	D. Morgan	W. Woodyard	J. Brown	<b>H. Landry III</b>	A. Jackson	M. Butler	K. Vaccaro	K. Byard

# 2018 TENNESSEE TITANS GAME-BY-GAME INDIVIDUAL LEADERS

Date	Opp	PASSING YDS.	RUSHING YDS.	RUSHING ATT.	RECEPTIONS	RECEIVING YDS.	TACKLES *	SACKS	INTERCEPTIONS
09/09/18	@ Mia	B. Gabbert (117)	D. Lewis (75)	D. Lewis (16)	C. Davis (6)	C. Davis (62)	W. Woodyard (12)	K. Correa (1)	M. Butler & K. Vaccaro (1)
09/16/18	Hou	B. Gabbert (117)	D. Henry (56)	D. Henry (18)	C. Davis (7)	D. Cruikshank (66)	W. Woodyard (10)	J. Casey (2)	A. Jackson (1)
09/23/18	@ Jax	M. Mariota (100)	D. Henry (57)	D. Henry (18)	T. Taylor (4)	C. Davis (34)	W. Woodyard (13)	J. Casey & W. Woodyard (1)	None
09/30/18	Phi	M. Mariota (344)	M. Mariota (46)	M. Mariota (10)	C. Davis & D. Lewis (9)	C. Davis (161)	J. Brown (11)	M. Butler, H. Landry III, S. Finch & J. Brown (1)	None
10/07/18	@ Buf	M. Mariota (129)	D. Henry (56)	D. Lewis (12)	C. Davis (4)	C. Davis (49)	J. Brown (11)	J. Brown (1)	A. Jackson (1)
10/14/18	Bal	M. Mariota (117)	M. Mariota (25)	D. Henry (7)	T. Sharpe, A. Firkser & D. Lewis (2)	T. Sharpe (33)	R. Evans (9)	None	K. Byard (1)
10/21/18	@ LAC	M. Mariota (237)	D. Lewis (91)	D. Lewis (13)	T. Sharpe (7)	T. Sharpe (101)	J. Brown (8)	J. Brown (1)	None
11/05/18	@ Dal	M. Mariota (240)	D. Lewis (62)	D. Lewis (19)	C. Davis (6)	D. Lewis (60)	W. Woodyard (10)	A. Johnson, B. Orakpo, H. Landry III, J. Brown & W. Woodyard (1)	K. Byard (1)
11/11/18	NE	M. Mariota (228)	D. Henry (58)	D. Lewis (20)	C. Davis (7)	C. Davis (125)	W. Woodyard (12)	W. Woodyard (1.5)	None
11/18/18	@ Ind	M. Mariota (118)	D. Henry (46)	D. Lewis (10)	J. Smith (6)	J. Smith & A. Firsker (44)	W. Woodyard (10)	None	None
11/26/18	@ Hou	M. Mariota (303)	C. Davis (39)	D. Henry (8)	D. Lewis (7)	C. Davis (96)	L. Ryan (9)	K. Vaccaro & J. Casey (1)	None
12/02/18	NYJ	M. Mariota (282)	M. Mariota (43)	D. Henry (10)	T. Taylor, T. Sharpe, C. Davis & A. Firsker (3)	T. Taylor (104)	R. Evans (8)	J. Brown & J. Casey (1)	M. Butler (1)
12/06/18	Jax	M. Mariota (162)	D. Henry (238)	D. Henry (17)	T. Taylor (6)	T. Taylor (59)	L. Ryan (9)	J. Casey (1.5)	None
12/16/18	@ NYG	M. Mariota (88)	D. Henry (170)	D. Henry (33)	C. Davis & D. Lewis (3)	C. Davis (33)	K. Lewis (7)	K. Byard, L. Ryan & K. Correa (1)	K. Byard (1)
12/23/18	Was	M. Mariota (110)	D. Henry (84)	D. Henry (21)	T. Taylor, C. Davis, D. Jennings & D. Lewis (3)	T. Taylor (64)	K. Byard (16)	W. Woodyard & H. Landry III (1)	M. Butler & K. Byard (1)
12/30/18	Ind	B. Gabbert (165)	D. Henry (93)	D. Henry (16)	C. Davis (5)	C. Davis (48)	W. Woodyard (14)	H. Landry III (1)	J. Brown (1)



# 2018 OPPONENTS GAME-BY-GAME INDIVIDUAL LEADERS

Date	Opp	PASSING YDS.	RUSHING YDS.	RUSHING ATT.	RECEPTIONS	RECEIVING YDS.	TACKLES **	SACKS	INTERCEPTIONS
09/09/18	@ Mia	R. Tannehill (230)	F. Gore (61)	K. Drake (14)	J. Grant (7)	K. Stills (106)	T. McDonald & K. Alonso (6)	None	R. Jones (2)
09/16/18	Hou	D. Watson (310)	L. Miller (68)	A. Blue (7)	D. Hopkins (11)	W. Fuller (113)	Z. Cunningham (8)	D. Ejofor (1)	None
09/23/18	@ Jax	B. Bortles (155)	T. Yeldon (44)	T. Yeldon (7)	T. Yeldon (6)	T. Yeldon (46)	Tel. Smith (8)	C. Campbell (2)	None
09/30/18	Phi	C. Wentz (348)	J. Ajayi (70)	J. Ajayi (15)	Z. Ertz (10)	Z. Ertz (112)	C. Graham & R. Darby (8)	H. Ngata, D. Barnett & M. Bennet (1)	A. Maddox (1)
10/07/18	@ Buf	J. Allen (82)	L. McCoy (85)	L. McCoy (24)	Z. Jones (3)	L. McCoy (23)	M. Milano (7)	J. Hughes & T. Murphy (1)	T. Johnson (1)
10/14/18	Bal	J. Flacco (238)	A. Collins (54)	A. Collins (19)	W. Snead IV (7)	M. Crabtree (93)	Z. Smith (4)	Z. Smith (3)	None
10/21/18	@ LAC	P. Rivers (306)	A. Ekeler (42)	A. Ekeler (12)	K. Allen & A. Ekeler (5)	Ty. Williams (118)	D. Perryman, D. King & B. Mebane (6)	M. Ingram & D. Philon (1)	D. Perryman (1)
11/05/18	@ Dal	D. Prescott (243)	E. Elliott (61)	E. Elliott (17)	A. Cooper (5)	A. Cooper (58)	L. Vander Esch & J. Smith (9)	D. Lawrence (1)	None
11/11/18	NE	T. Brady (254)	S. Michel (31)	S. Michel (11)	J. Edelman (9)	J. Edelman (104)	K. Van Hoy (5)	E. Roberts & S. Gilmore (1)	None
11/18/18	@ Ind	A. Luck (297)	M. Mack (61)	M. Mack (16)	T. Hilton (9)	T. Hilton (155)	K. Moore II (10)	J. Sheard (1.5)	D. Leonard & Q. Wilson (1)
11/26/18	@ Hou	D. Watson (210)	L. Miller (162)	L. Miller (12)	D. Hopkins (6)	D. Hopkins (74)	B. McKinney & J. Watt (6)	C. Covington (2.5)	None
12/02/18	NYJ	J. McCown	I. Crowell (98)	I. Crowell (21)	R. Anderson & I. Crowell (4)	R. Anderson (48)	J. Adams (10)	J. Adams, J. Jenkins & F. Luvu (1)	T. Johnson (1)
12/06/18	Jax	C. Kessler (240)	L. Fournette (36)	L. Fournette (14)	D. Westbrook (7)	D. Westbrook (88)	M. Jack (8)	M. Jack (1)	R. Harrison (1)
12/16/18	@ NYG	E. Manning (229)	S. Barkley (31)	S. Barkley (14)	E. Engram (8)	E. Engram (75)	B. Goodson (9)	M. Thomas (1)	None
12/23/18*	Was	J. Johnson (153)	A. Peterson (119)	A. Peterson (26)	J. Crowder (5)	J. Crowder (78)	H. Clinton-Dix (7)	M. Foster, J. Allen & F. Moreau (1)	None
12/30/18	Ind	A. Luck (285)	M. Mack (119)	M. Mack (25)	D. Inman (6)	D. Inman (77)	D. Leonard (8)	None	D. Leonard & D. Autry (1)

\* Titans tackles from coaches' tally

\*\* Opponents tackles from press box stats

# 2018 TENNESSEE TITANS INDIVIDUAL GAME-BY-GAME PASSING STATISTICS

AUSTIN DAVIS																
Date	Opp	W-L	GP / GS	PASSING												
				Att	Cmp	Pct	Yds	Yd/Att	TD	TD%	Int	Int%	Lg	Sk	Yds	Rat
Sept 9	@ Mia			NOT ON ROSTER												
Sept 16	Hou			NOT ON ROSTER												
Sept 23	@ Jax			NOT ON ROSTER												
Sept 30	Phi	W	DNP	0	0	-	0	-	0	-	0	-	0	0	0	-
Oct 7	@ Buf	L		INACTIVE												
Oct 14	Bal			NOT ON ROSTER												
Oct 21	@ LAC			NOT ON ROSTER												
Nov 5	@ Dal			NOT ON ROSTER												
Nov 11	NE			NOT ON ROSTER												
Nov 18	@ Ind			NOT ON ROSTER												
Nov 26	@ Hou			NOT ON ROSTER												
Dec 2	NYJ			NOT ON ROSTER												
Dec 6	Jax			NOT ON ROSTER												
Dec 16	@ NYG			NOT ON ROSTER												
12/22	Was			NOT ON ROSTER												
Dec 30	Ind	L	DNP	0	0	-	0	-	0	-	0	-	0	0	0	-
<b>Totals</b>		<b>1-2</b>	<b>0 / 0</b>	<b>0</b>	<b>0</b>	<b>-</b>	<b>0</b>	<b>-</b>	<b>0</b>	<b>-</b>	<b>0</b>	<b>-</b>	<b>0</b>	<b>0</b>	<b>0</b>	<b>-</b>

BLAINE GABBERT																
Date	Opp	W-L	GP / GS	PASSING												
				Att	Cmp	Pct	Yds	Yd/Att	TD	TD%	Int	Int%	Lg	Sk	Yds	Rat
Sept 9	@ Mia	L	p	22	11	50.0	117	5.3	0	0.0	1	4.5	18	0	0	47.0
Sept 16	Hou	W	S	20	13	65.0	117	5.9	1	5.0	0	0.0	18t	1	8	97.3
Sept 23	@ Jax	W	S	3	1	33.3	8	2.7	0	0.0	0	0.0	8	2	17	42.4
Sept 30	Phi	W		INACTIVE												
Oct 7	@ Buf	L	DNP	0	0	-	0	-	0	-	0	-	0	0	0	-
Oct 14	Bal	L	DNP	0	0	-	0	-	0	-	0	-	0	0	0	-
Oct 21	@ LAC	L	DNP	0	0	-	0	-	0	-	0	-	0	0	0	-
Nov 5	@ Dal	W	DNP	0	0	-	0	-	0	-	0	-	0	0	0	-
Nov 11	NE	W	DNP	0	0	-	0	-	0	-	0	-	0	0	0	-
Nov 18	@ Ind	L	p	16	11	68.8	118	7.4	1	6.3	1	6.3	28	1	8	84.9
Nov 26	@ Hou	L	DNP	0	0	-	0	-	0	-	0	-	0	0	0	-
Dec 2	NYJ	W	p	0	0	-	0	-	0	-	0	-	0	0	0	-
Dec 6	Jax	W	DNP	0	0	-	0	-	0	-	0	-	0	0	0	-
Dec 16	@ NYG	W	p	0	0	-	0	-	0	-	0	-	0	0	0	-
Dec 22	Was	W	p	11	7	63.6	101	9.2	1	9.1	0	0.0	35	1	4	123.7
Dec 30	Ind	L	S	29	18	62.1	165	5.7	1	3.4	2	6.9	22t	0	0	60.3
<b>Totals</b>		<b>9-7</b>	<b>8 / 3</b>	<b>101</b>	<b>61</b>	<b>60.4</b>	<b>626</b>	<b>6.2</b>	<b>4</b>	<b>4.0</b>	<b>4</b>	<b>4.0</b>	<b>35</b>	<b>5</b>	<b>37</b>	<b>74.9</b>

MARCUS MARIOTA																
Date	Opp	W-L	GP / GS	PASSING												
				Att	Cmp	Pct	Yds	Yd/Att	TD	TD%	Int	Int%	Lg	Sk	Yds	Rat
Sept 9	@ Mia	L	S	16	9	56.3	103	6.4	0	0.0	2	12.5	31	0	0	36.2
Sept 16	Hou	W	DNP	0	0	-	0	-	0	-	0	-	0	0	0	-
Sept 23	@ Jax	W	p	18	12	66.7	100	5.6	0	0.0	0	0.0	22	1	8	80.8
Sept 30	Phi	W	S	43	30	69.8	344	8.0	2	4.7	1	2.3	51	3	17	99.4
Oct 7	@ Buf	L	S	26	14	53.8	129	5.0	0	0.0	1	3.8	23	2	8	51.6
Oct 14	Bal	L	S	15	10	66.7	117	7.8	0	0.0	0	0.0	24	11	66	90.1
Oct 21	@ LAC	L	S	32	24	75.0	237	7.4	1	3.1	1	3.1	21	2	11	92.8
Nov 5	@ Dal	W	S	29	21	72.4	240	8.3	2	6.9	0	0.0	37	4	25	119.9
Nov 11	NE	W	S	24	16	66.7	228	9.5	2	8.3	0	0.0	29	2	14	125.0
Nov 18	@ Ind	L	S	13	10	76.9	85	6.5	0	0.0	1	7.7	23	4	19	61.4
Nov 26	@ Hou	L	S	23	22	95.7	303	13.2	2	8.7	0	0.0	61t	6	43	147.7
Dec 2	NYJ	W	S	35	20	57.1	282	8.1	2	5.7	1	2.9	55	3	9	90.4
Dec 6	Jax	W	S	24	18	75.0	162	6.8	0	0.0	1	4.2	29	1	0	75.3
Dec 16	@ NYG	W	S	20	12	60.0	88	4.4	0	0.0	0	0.0	17	1	8	70.4
Dec 22	Was	W	S	13	10	76.9	110	8.5	0	0.0	0	0.0	18	2	15	101.4
Dec 30	Ind	L		INACTIVE												
<b>Totals</b>		<b>9-7</b>	<b>14 / 13</b>	<b>331</b>	<b>228</b>	<b>68.9</b>	<b>2528</b>	<b>7.6</b>	<b>11</b>	<b>3.3</b>	<b>8</b>	<b>2.4</b>	<b>61t</b>	<b>42</b>	<b>243</b>	<b>92.3</b>

**Other passers:** Kevin Byard (1-1 for 66 yard TD vs. HOU, 9/16/18); Derrick Henry (1-1 for 8 yards vs. HOU, 9/16/18; 1 for 6 yards vs. NYG, 12/16/18; 0-1 vs. WAS, 12/22/18); Darius Jennings (1-1 for 21 yards vs. NE, 11/11/18)

# 2018 TENNESSEE TITANS INDIVIDUAL GAME-BY-GAME RUSHING STATISTICS

DAVID FLUELLEN (RB)								JALSTON FOWLER (FB)							
Date	Opp	GP / GS	RUSHING					Date	Opp	GP / GS	RUSHING				
			Att	Yds	Avg	Lg	TD				Att	Yds	Avg	Lg	TD
Sept 9	@ Mia	p	0	0	-	0	0	Sept 9	@ Mia		NOT ON ROSTER				
Sept 16	Hou	p	0	0	-	0	0	Sept 16	Hou		NOT ON ROSTER				
Sept 23	@ Jax		INACTIVE					Sept 23	@ Jax		NOT ON ROSTER				
Sept 30	Phi		INACTIVE					Sept 30	Phi		NOT ON ROSTER				
Oct 7	@ Buf	p	0	0	-	0	0	Oct 7	@ Buf		NOT ON ROSTER				
Oct 14	Bal	p	0	0	-	0	0	Oct 14	Bal		NOT ON ROSTER				
Oct 21	@ LAC	p	1	2	2.0	2	0	Oct 21	@ LAC		NOT ON ROSTER				
Nov 5	@ Dal	p	0	0	-	0	0	Nov 5	@ Dal		INACTIVE				
Nov 11	NE	p	3	14	4.7	13	0	Nov 11	NE		INACTIVE				
Nov 18	@ Ind		INACTIVE					Nov 18	@ Ind		NOT ON ROSTER				
Nov 26	@ Hou		INACTIVE					Nov 26	@ Hou		NOT ON ROSTER				
Dec 2	NYJ		INACTIVE					Dec 2	NYJ		NOT ON ROSTER				
Dec 6	Jax		INACTIVE					Dec 6	Jax		NOT ON ROSTER				
Dec 16	@ NYG		INACTIVE					Dec 16	@ NYG		NOT ON ROSTER				
Dec 22	Was		INJURED RESERVED					Dec 22	Was		NOT ON ROSTER				
Dec 30	Ind		INJURED RESERVED					Dec 30	Ind		NOT ON ROSTER				
Totals		7 / 0	4	16	4.0	13	0	Totals		0 / 0	0	0	-	0	0

BLAINE GABBERT (QB)								DERRICK HENRY (RB)							
Date	Opp	GP / GS	RUSHING					Date	Opp	GP / GS	RUSHING				
			Att	Yds	Avg	Lg	TD				Att	Yds	Avg	Lg	TD
Sept 9	@ Mia	p	0	0	-	0	0	Sept 9	@ Mia	S	10	26	2.6	5	0
Sept 16	Hou	S	2	2	1.0	1	0	Sept 16	Hou	S	18	56	3.1	9	0
Sept 23	@ Jax	S	0	0	-	0	0	Sept 23	@ Jax	S	18	57	3.2	14	0
Sept 30	Phi		INACTIVE					Sept 30	Phi	S	8	24	3.0	14	0
Oct 7	@ Buf	DNP	0	0	-	0	0	Oct 7	@ Buf	S	11	56	5.1	14	0
Oct 14	Bal	DNP	0	0	-	0	0	Oct 14	Bal	S	7	21	3.0	6	0
Oct 21	@ LAC	DNP	0	0	-	0	0	Oct 21	@ LAC	S	12	33	2.8	7	1
Nov 5	@ Dal	DNP	0	0	-	0	0	Nov 5	@ Dal	S	6	27	4.5	13	1
Nov 11	NE	DNP	0	0	-	0	0	Nov 11	NE	S	11	58	5.3	14	2
Nov 18	@ Ind	p	0	0	-	0	0	Nov 18	@ Ind	p	9	46	5.1	16	0
Nov 26	@ Hou	DNP	0	0	-	0	0	Nov 26	@ Hou	p	8	30	3.8	8	0
Dec 2	NYJ	p	1	-1	-1.0	-1	0	Dec 2	NYJ	p	10	40	4.0	12	1
Dec 6	Jax	DNP	0	0	-	0	0	Dec 6	Jax	p	17	238	14.0	99t	4
Dec 16	@ NYG	p	3	-1	-0.3	0	0	Dec 16	@ NYG	S	33	170	5.2	22	2
Dec 22	Was	p	0	0	-	0	0	Dec 22/23	Was	S	21	84	4.0	18	1
Dec 30	Ind	S	0	0	-	0	0	Dec 30	Ind	S	16	93	5.8	33	0
Totals		8 / 3	6	-	0.0	1	0	Totals		16 / 12	215	1059	4.9	99t	12

DION LEWIS (RB)								MARCUS MARIOTA (QB)							
Date	Opp	GP / GS	RUSHING					Date	Opp	GP / GS	RUSHING				
			Att	Yds	Avg	Lg	TD				Att	Yds	Avg	Lg	TD
Sept 9	@ Mia	p	16	75	4.7	26	1	Sept 9	@ Mia	S	3	15	5.0	7	0
Sept 16	Hou	p	14	42	3.0	13	0	Sept 16	Hou	DNP	0	0	-	0	0
Sept 23	@ Jax	p	9	26	2.9	9	0	Sept 23	@ Jax	p	7	51	7.3	15	0
Sept 30	Phi	p	4	0	0.0	2	0	Sept 30	Phi	S	10	46	4.6	17	1
Oct 7	@ Buf	p	12	34	2.8	15	0	Oct 7	@ Buf	S	2	10	5.0	5	0
Oct 14	Bal	p	5	9	1.8	7	0	Oct 14	Bal	S	2	25	12.5	21	0
Oct 21	@ LAC	p	13	91	7.0	36	0	Oct 21	@ LAC	S	7	38	5.4	11	0
Nov 5	@ Dal	S	19	62	3.3	13	0	Nov 5	@ Dal	S	10	32	3.2	12	1
Nov 11	NE	S	20	57	2.9	12	0	Nov 11	NE	S	2	21	10.5	20	0
Nov 18	@ Ind	S	10	24	2.4	11	0	Nov 18	@ Ind	S	4	17	4.3	9	0
Nov 26	@ Hou	S	7	8	1.1	7	0	Nov 26	@ Hou	S	6	28	4.7	14	0
Dec 2	NYJ	S	6	36	6.0	11	0	Dec 2	NYJ	S	4	43	10.8	27	0
Dec 6	Jax	S	10	13	1.3	5	0	Dec 6	Jax	S	4	13	3.3	12	0
Dec 16	@ NYG	p	7	35	5.0	17	0	Dec 16	@ NYG	S	2	11	5.5	11	0
Dec 22	Was	p	3	5	1.7	3	0	Dec 22/23	Was	S	1	7	7.0	7	0
Dec 30	Ind	S	0	0	-	0	0	Dec 30	Ind		INACTIVE				
Totals		16 / 7	155	517	3.3	36	1	Totals		14 / 13	64	357	5.6	27	2

JEREMY MCNICHOLS (RB)									
			RUSHING						
Date	Opp	GP / GS	Att	Yds	Avg	Lg	TD		
Dec 6	Jax		INACTIVE						
Dec 16	@ NYG		INACTIVE						
Dec 22	Was	DNP	0	0	-	0	0		
Dec 30	Ind		INACTIVE						
Totals		0 / 0	0	0	-	0	0		

**Other rushers:** Tajaé Sharpe (1 for 16 yards at JAX, 9/23/18); Corey Davis (1 for 4 yards at DAL, 11/5/18; 1 for -1 yards at IND, 11/18/18; 1 for 39 yards at HOU, 11/26/18; 1 for 12 yards vs. NYJ, 12/2/18; 1 for 0 yards vs. JAX, 12/6/18; 1 for 1 vs. WAS, 12/22/18); Cameron Batson (1 for 1 yard at IND, 11/18/18); Luke Stocker (1 for 0 yards at HOU, 11/26/18); D. Jennings (1 for 2 yards vs. WAS, 12/22/18)



# 2018 TENNESSEE TITANS INDIVIDUAL GAME-BY-GAME RECEIVING STATISTICS

CAMERON BATSON (WR)								COREY DAVIS (WR)							
Date	Opp	GP / GS	RECEIVING					Date	Opp	GP / GS	RECEIVING				
			No	Yds	Avg	Lg	TD				No	Yds	Avg	Lg	TD
Sept 9	@ Mia		INACTIVE					Sept 9	@ Mia	S	6	62	10.3	18	0
Sept 16	Hou		INACTIVE					Sept 16	Hou	S	5	55	11.0	18	0
Sept 23	@ Jax		PRACTICE SQUAD					Sept 23	@ Jax	S	2	34	17.0	22	0
Sept 30	Phi		PRACTICE SQUAD					Sept 30	Phi	S	9	161	17.9	51	1
Oct 7	@ Buf		PRACTICE SQUAD					Oct 7	@ Buf	S	4	49	12.3	23	0
Oct 14	Bal	p	0	0	-	0	0	Oct 14	Bal	S	1	24	24.0	24	0
Oct 21	@ LAC	p	1	0	0.0	0	0	Oct 21	@ LAC	S	3	10	3.3	5	0
Nov 5	@ Dal	p	2	21	10.5	12	0	Nov 5	@ Dal	S	6	56	9.3	17	0
Nov 11	NE	p	2	36	18.0	26	0	Nov 11	NE	S	7	125	17.9	27	1
Nov 18	@ Ind	S	1	5	5.0	5	0	Nov 18	@ Ind	S	2	30	15.0	23	0
Nov 26	@ Hou	p	1	13	13.0	13	0	Nov 26	@ Hou	S	4	96	24.0	48t	1
Dec 2	NYJ	S	1	7	7.0	7	0	Dec 2	NYJ	S	3	42	14.0	22	1
Dec 6	Jax	p	0	0	-	0	0	Dec 6	Jax	S	2	21	10.5	13	0
Dec 16	@ NYG	p	0	0	-	0	0	Dec 16	@ NYG	S	3	33	11.0	17	0
Dec 22	Was	p	0	0	-	0	0	Dec 22	Was	S	3	45	15.0	16	0
Dec 30	Ind	p	0	0	-	0	0	Dec 30	Ind	S	5	48	9.6	18	0
Totals		11 / 2	8	82	10.3	26	0			16 / 16	65	891	13.7	51	4

DALYN DAWKINS (RB)								ANTHONY FIRKSER (TE)							
Date	Opp	GP / GS	RECEIVING					Date	Opp	GP / GS	RECEIVING				
			No	Yds	Avg	Lg	TD				No	Yds	Avg	Lg	TD
Sept 9	@ Mia		PRACTICE SQUAD					Sept 9	@ Mia		INACTIVE				
Sept 16	Hou		PRACTICE SQUAD					Sept 16	Hou	p	0	0	-	0	0
Sept 23	@ Jax	p	0	0	-	0	0	Sept 23	@ Jax		PRACTICE SQUAD				
Sept 30	Phi	DNP	0	0	-	0	0	Sept 30	Phi		PRACTICE SQUAD				
Oct 7	@ Buf		PRACTICE SQUAD					Oct 7	@ Buf		PRACTICE SQUAD				
Oct 14	Bal		PRACTICE SQUAD					Oct 14	Bal	p	2	25	12.5	18	0
Oct 21	@ LAC		PRACTICE SQUAD					Oct 21	@ LAC	p	0	0	-	0	0
Nov 5	@ Dal		PRACTICE SQUAD					Nov 5	@ Dal	p	0	0	-	0	0
Nov 11	NE		PRACTICE SQUAD					Nov 11	NE	p	1	11	11.0	11	0
Nov 18	@ Ind	DNP	0	0	-	0	0	Nov 18	@ Ind	p	3	44	14.7	28	0
Nov 26	@ Hou		INACTIVE					Nov 26	@ Hou	p	4	52	13.0	20	0
Dec 2	NYJ		INACTIVE					Dec 2	NYJ	p	3	42	14.0	25	1
Dec 6	Jax		PRACTICE SQUAD					Dec 6	Jax	p	3	27	9.0	16	0
Dec 16	@ NYG		PRACTICE SQUAD					Dec 16	@ NYG	p	0	0	-	0	0
Dec 22	Was		PRACTICE SQUAD					Dec 22	Was	p	2	16	8.0	12	0
Dec 30	Ind		PRACTICE SQUAD					Dec 30	Ind	p	1	8	8.0	8	0
Totals		1 / 0	0	0	-	0	0	Totals		12 / 0	19	225	11.8	28	1

DAVID FLUELLEN (RB)								DERRICK HENRY (RB)							
Date	Opp	GP / GS	RECEIVING					Date	Opp	GP / GS	RECEIVING				
			No	Yds	Avg	Lg	TD				No	Yds	Avg	Lg	TD
Sept 9	@ Mia	p	0	0	-	0	0	Sept 9	@ Mia	S	1	5	5.0	5	0
Sept 16	Hou	p	0	0	-	0	0	Sept 16	Hou	S	0	0	-	0	0
Sept 23	@ Jax		INACTIVE					Sept 23	@ Jax	S	0	0	-	0	0
Sept 30	Phi		INACTIVE					Sept 30	Phi	S	2	7	3.5	13	0
Oct 7	@ Buf	p	0	0	-	0	0	Oct 7	@ Buf	S	0	0	-	0	0
Oct 14	Bal	p	0	0	-	0	0	Oct 14	Bal	S	1	5	5.0	5	0
Oct 21	@ LAC	p	0	0	-	0	0	Oct 21	@ LAC	S	2	32	16.0	21	0
Nov 5	@ Dal	p	0	0	-	0	0	Nov 5	@ Dal	S	2	5	2.5	3	0
Nov 11	NE	p	0	0	-	0	0	Nov 11	NE	S	0	0	-	0	0
Nov 18	@ Ind		INACTIVE					Nov 18	@ Ind	p	0	0	-	0	0
Nov 26	@ Hou		INACTIVE					Nov 26	@ Hou	p	2	19	9.5	11	0
Dec 2	NYJ		INACTIVE					Dec 2	NYJ	p	2	5	2.5	4	0
Dec 6	Jax		INACTIVE					Dec 6	Jax	p	0	0	-	0	0
Dec 16	@ NYG		INACTIVE					Dec 16	@ NYG	S	1	0	0.0	0	0
Dec 22	Was		INJURED RESERVED					Dec 22	Was	S	1	8	8.0	8	0
Dec 30	Ind		INJURED RESERVED					Dec 30	Ind	S	1	13	13.0	13	0
Totals		7 / 0	4	16	4.0	13	0	Totals		16 / 12	15	99	6.6	21	0

# 2018 TENNESSEE TITANS INDIVIDUAL GAME-BY-GAME RECEIVING STATISTICS

DARIUS JENNINGS (WR)								DION LEWIS (RB)							
Date	Opp	GP / GS	RECEIVING					Date	Opp	GP / GS	RECEIVING				
			No	Yds	Avg	Lg	TD				No	Yds	Avg	Lg	TD
Sept 9	@ Mia	p	0	0	-	0	0	Sept 9	@ Mia	p	5	35	7.0	13	0
Sept 16	Hou	p	0	0	-	0	0	Sept 16	Hou	p	1	1	1.0	1	0
Sept 23	@ Jax	p	1	7	7.0	7	0	Sept 23	@ Jax	p	3	14	4.7	7	0
Sept 30	Phi	p	1	6	6.0	6	0	Sept 30	Phi	p	9	66	7.3	17	0
Oct 7	@ Buf	p	1	6	6.0	6	0	Oct 7	@ Buf	p	3	14	4.7	10	0
Oct 14	Bal	p	0	0	-	0	0	Oct 14	Bal	p	2	5	2.5	5	0
Oct 21	@ LAC	p	0	0	-	0	0	Oct 21	@ LAC	p	6	64	10.7	21	0
Nov 5	@ Dal	p	1	36	36.0	36	0	Nov 5	@ Dal	S	4	60	15.0	37	1
Nov 11	NE	p	1	0	0.0	0	0	Nov 11	NE	S	2	11	5.5	8	0
Nov 18	@ Ind	p	0	0	-	0	0	Nov 18	@ Ind	S	1	8	8.0	8	0
Nov 26	@ Hou	p	0	0	-	0	0	Nov 26	@ Hou	S	7	33	4.7	11	0
Dec 2	NYJ	p	0	0	-	0	0	Dec 2	NYJ	S	2	-2	-1.0	2	0
Dec 6	Jax	p	0	0	-	0	0	Dec 6	Jax	S	5	39	7.8	29	0
Dec 16	@ NYG	p	0	0	-	0	0	Dec 16	@ NYG	p	3	9	3.0	7	0
Dec 22	Was	p	3	29	9.7	14	0	Dec 22	Was	p	3	20	6.7	18	0
Dec 30	Ind	p	3	17	5.7	7	0	Dec 30	Ind	S	3	23	7.7	11	0
<b>Totals</b>		<b>16 / 0</b>	<b>11</b>	<b>101</b>	<b>9.2</b>	<b>36</b>	<b>0</b>	<b>Totals</b>		<b>16 / 7</b>	<b>59</b>	<b>400</b>	<b>6.8</b>	<b>37</b>	<b>1</b>

RISHARD MATTHEWS (WR)								MYCOLE PRUITT (TE)							
Date	Opp	GP / GS	RECEIVING					Date	Opp	GP / GS	RECEIVING				
			No	Yds	Avg	Lg	TD				No	Yds	Avg	Lg	TD
Sept 9	@ Mia	p	0	0	-	0	0	Sept 9	@ Mia		NOT ON ROSTER				
Sept 16	Hou	p	2	8	4.0	4	0	Sept 16	Hou	p	0	0	-	0	0
Sept 23	@ Jax	p	1	3	3.0	3	0	Sept 23	@ Jax	p	0	0	-	0	0
Sept 30	Phi		NOT ON ROSTER					Sept 30	Phi	p	0	0	-	0	0
Oct 7	@ Buf		NOT ON ROSTER					Oct 7	@ Buf	p	0	0	-	0	0
Oct 14	Bal		NOT ON ROSTER					Oct 14	Bal	p	0	0	-	0	0
Oct 21	@ LAC		NOT ON ROSTER					Oct 21	@ LAC	p	0	0	-	0	0
Nov 5	@ Dal		NOT ON ROSTER					Nov 5	@ Dal	p	0	0	-	0	0
Nov 11	NE		NOT ON ROSTER					Nov 11	NE	p	0	0	-	0	0
Nov 18	@ Ind		NOT ON ROSTER					Nov 18	@ Ind	p	1	19	19.0	19	0
Nov 26	@ Hou		NOT ON ROSTER					Nov 26	@ Hou	p	1	13	13.0	13	0
Dec 2	NYJ		NOT ON ROSTER					Dec 2	NYJ	p	1	4	4.0	4	0
Dec 6	Jax		NOT ON ROSTER					Dec 6	Jax	p	1	9	9.0	9	0
Dec 16	@ NYG		NOT ON ROSTER					Dec 16	@ NYG	p	1	2	2.0	2	0
Dec 22	Was		NOT ON ROSTER					Dec 22	Was	S	2	29	14.5	27	1
Dec 30	Ind		NOT ON ROSTER					Dec 30	Ind	p	2	26	13.0	17	0
<b>Totals</b>		<b>3 / 0</b>	<b>3</b>	<b>11</b>	<b>3.7</b>	<b>4</b>	<b>0</b>	<b>Totals</b>		<b>15 / 1</b>	<b>9</b>	<b>102</b>	<b>11.3</b>	<b>27</b>	<b>1</b>

TAJAÉ SHARPE (WR)								JONNU SMITH (TE)							
Date	Opp	GP / GS	RECEIVING					Date	Opp	GP / GS	RECEIVING				
			No	Yds	Avg	Lg	TD				No	Yds	Avg	Lg	TD
Sept 9	@ Mia	S	1	17	17.0	17	0	Sept 9	@ Mia	S	1	12	12.0	12	0
Sept 16	Hou	S	1	14	14.0	14	0	Sept 16	Hou	S	0	0	-	0	0
Sept 23	@ Jax	S	0	0	-	0	0	Sept 23	@ Jax	S	1	9	9.0	9	0
Sept 30	Phi	p	2	27	13.5	16	1	Sept 30	Phi	S	0	0	-	0	0
Oct 7	@ Buf	S	3	30	10.0	13	0	Oct 7	@ Buf	S	0	0	-	0	0
Oct 14	Bal	S	2	33	16.5	17	0	Oct 14	Bal	S	1	12	12.0	12	0
Oct 21	@ LAC	S	7	101	14.4	19	0	Oct 21	@ LAC	S	2	11	5.5	8	0
Nov 5	@ Dal	S	1	0	0.0	0	0	Nov 5	@ Dal	S	2	33	16.5	26	1
Nov 11	NE	S	0	0	-	0	0	Nov 11	NE	S	3	45	15.0	29	1
Nov 18	@ Ind	S	5	37	7.4	19	1	Nov 18	@ Ind	S	6	44	7.3	9	0
Nov 26	@ Hou	S	0	0	-	0	0	Nov 26	@ Hou	S	2	63	31.5	61t	1
Dec 2	NYJ	S	3	51	17.0	28	0	Dec 2	NYJ	p	2	29	14.5	18	0
Dec 6	Jax	S	0	0	-	0	0	Dec 6	Jax	S	0	0	-	0	0
Dec 16	@ NYG	S	1	6	6.0	6	0	Dec 16	@ NYG		INJURED RESERVED				
Dec 22	Was	p	0	0	-	0	0	Dec 22	Was		INJURED RESERVED				
Dec 30	Ind	p	0	0	-	0	0	Dec 30	Ind		INJURED RESERVED				
<b>Totals</b>		<b>16 / 13</b>	<b>26</b>	<b>316</b>	<b>12.2</b>	<b>28</b>	<b>2</b>	<b>Totals</b>		<b>13 / 12</b>	<b>20</b>	<b>258</b>	<b>12.9</b>	<b>61t</b>	<b>3</b>

# 2018 TENNESSEE TITANS INDIVIDUAL GAME-BY-GAME RECEIVING STATISTICS

LUKE STOCKER (TE)								TAYWAN TAYLOR (WR)									
				RECEIVING									RECEIVING				
Date	Opp	GP / GS		No	Yds	Avg	Lg	TD	Date	Opp	GP / GS		No	Yds	Avg	Lg	TD
Sept 9	@ Mia	p		2	37	18.5	31	0	Sept 9	@ Mia	p		0	0	-	0	0
Sept 16	Hou	S		2	15	7.5	11	0	Sept 16	Hou	p		3	32	10.7	18t	1
Sept 23	@ Jax	S		1	11	11.0	11	0	Sept 23	@ Jax	p		4	30	7.5	9	0
Sept 30	Phi	S		0	0	-	0	0	Sept 30	Phi	S		7	77	11.0	19	0
Oct 7	@ Buf	S		0	0	-	0	0	Oct 7	@ Buf	p		3	30	10.0	19	0
Oct 14	Bal	S		0	0	-	0	0	Oct 14	Bal	p		1	13	13.0	13	0
Oct 21	@ LAC	S		2	11	5.5	10	1	Oct 21	@ LAC	p		1	8	8.0	8	0
Nov 5	@ Dal	p		1	5	5.0	5	0	Nov 5	@ Dal	p		2	24	12.0	16	0
Nov 11	NE	p		0	0	-	0	0	Nov 11	NE			INACTIVE				
Nov 18	@ Ind	p		2	16	8.0	11	0	Nov 18	@ Ind			INACTIVE				
Nov 26	@ Hou	S		1	14	14.0	14	0	Nov 26	@ Hou			INACTIVE				
Dec 2	NYJ	S		0	0	-	0	0	Dec 2	NYJ	p		3	104	34.7	55	0
Dec 6	Jax	p		1	7	7.0	7	0	Dec 6	Jax	S		6	59	9.8	13	0
Dec 16	@ NYG	S		2	27	13.5	15	0	Dec 16	@ NYG	S		2	17	8.5	14	0
Dec 22	Was	S		0	0	-	0	0	Dec 22	Was	S		3	64	21.3	35	0
Dec 30	Ind	S		1	22	22.0	22t	1	Dec 30	Ind	S		2	8	4.0	6	0
Totals			16 / 11	15	165	11.0	31	2	Totals			13 / 5	37	466	12.6	55	1

DELANIE WALKER (TE)									COLE WICK (TE)								
				RECEIVING									RECEIVING				
Date	Opp	GP / GS		No	Yds	Avg	Lg	TD	Date	Opp	GP / GS		No	Yds	Avg	Lg	TD
Sept 9	@ Mia	S		4	52	13.0	16	0	Sept 9	@ Mia			NOT ON ROSTER				
Sept 16	Hou			INJURED RESERVED					Sept 16	Hou			NOT ON ROSTER				
Sept 23	@ Jax			INJURED RESERVED					Sept 23	@ Jax			NOT ON ROSTER				
Sept 30	Phi			INJURED RESERVED					Sept 30	Phi			NOT ON ROSTER				
Oct 7	@ Buf			INJURED RESERVED					Oct 7	@ Buf			NOT ON ROSTER				
Oct 14	Bal			INJURED RESERVED					Oct 14	Bal			NOT ON ROSTER				
Oct 21	@ LAC			INJURED RESERVED					Oct 21	@ LAC			NOT ON ROSTER				
Nov 5	@ Dal			INJURED RESERVED					Nov 5	@ Dal			NOT ON ROSTER				
Nov 11	NE			INJURED RESERVED					Nov 11	NE			NOT ON ROSTER				
Nov 18	@ Ind			INJURED RESERVED					Nov 18	@ Ind			NOT ON ROSTER				
Nov 26	@ Hou			INJURED RESERVED					Nov 26	@ Hou			NOT ON ROSTER				
Dec 2	NYJ			INJURED RESERVED					Dec 2	NYJ			NOT ON ROSTER				
Dec 6	Jax			INJURED RESERVED					Dec 6	Jax			NOT ON ROSTER				
Dec 16	@ NYG			INJURED RESERVED					Dec 16	@ NYG			INACTIVE				
Dec 22	Was			INJURED RESERVED					Dec 22	Was			INACTIVE				
Dec 30	Ind			INJURED RESERVED					Dec 30	Ind			INJURED RESERVED				
Totals		1 / 1		4	52	13.0	16	0	Totals		0 / 0		0	0	-	0	0

**Other receivers:** Dane Cruikshank (1 for 66 yard TD vs. HOU, 9/16/18); Marcus Mariota (1 for 21 yards vs. NE, 11/11/18)



# 2018 TENNESSEE TITANS INDIVIDUAL GAME-BY-GAME PUNTING

## BRETT KERN

Date	Opp	GP / GS	PUNTING										
			No.	Yds	Avg	Ret	Yds	R Avg	TB	In	Lg	Blk	Net
Sept 9	@ Mia	p	4	179	44.8	2	1	0.5	0	4	55	0	44.5
Sept 16	Hou	p	5	261	52.2	4	25	6.3	0	1	62	0	47.2
Sept 23	@ Jax	p	6	280	46.7	2	11	5.5	1	3	54	0	41.5
Sept 30	Phi	p	5	254	50.8	2	42	21.0	1	2	58	0	38.4
Oct 7	@ Buf	p	2	106	53.0	1	8	8.0	0	1	61	0	49.0
Oct 14	Bal	p	9	375	41.7	4	50	12.5	0	3	52	0	36.1
Oct 21	@ LAC	p	2	103	51.5	2	14	7.0	0	0	54	0	44.5
Nov 5	@ Dal	p	1	45	45.0	1	7	7.0	0	1	45	0	38.0
Nov 11	NE	p	5	241	48.2	2	30	15.0	0	2	55	0	42.2
Nov 18	@ Ind	p	6	296	49.3	3	65	21.7	0	3	58	0	38.5
Nov 26	@ Hou	p	6	298	49.7	3	37	12.3	0	2	59	0	43.5
Dec 2	NYJ	p	6	266	44.3	1	4	4.0	1	1	53	1	34.6
Dec 6	Jax	p	2	118	59.0	2	0	0.0	0	1	62	0	59.0
Dec 16	@ NYG	p	5	220	44.0	3	2	0.7	0	5	57	0	43.6
Dec 22	Was	p	4	169	42.3	0	0	-	0	4	50	0	42.3
Dec 30	Ind	p	6	272	45.3	1	0	0.0	0	6	58	0	45.3
<b>2018 Totals:</b>		<b>16 / 0</b>	<b>74</b>	<b>3,483</b>	<b>47.1</b>	<b>33</b>	<b>296</b>	<b>9.0</b>	<b>3</b>	<b>39</b>	<b>62</b>	<b>1</b>	<b>41.7</b>

Other punters: (none)

# 2018 INDIVIDUAL GAME-BY-GAME PUNT AND KICKOFF RETURNS

ADOREE' JACKSON														
			PUNT RETURNS						KICKOFF RETURNS					
Date	Opp	GP / GS	No	FC	Yds	Avg	Lg	TD	No	Yds	Avg	Lg	TD	
Sept 9	@ Mia	p	1	0	26	26.0	26	0	0	0	-	0	0	
Sept 16	Hou	S	1	1	2	2.0	2	0	0	0	-	0	0	
Sept 23	@ Jax	p	1	0	6	6.0	6	0	0	0	-	0	0	
Sept 30	Phi	S	0	0	0	-	0	0	0	0	-	0	0	
Oct 7	@ Buf	p	0	0	0	-	0	0	0	0	-	0	0	
Oct 14	Bal	S	0	0	0	-	0	0	0	0	-	0	0	
Oct 21	@ LAC	S	1	1	0	0.0	0	0	0	0	-	0	0	
Nov 5	@ Dal	S	2	1	11	5.5	11	0	0	0	-	0	0	
Nov 11	NE	S	3	1	42	14.0	15	0	0	0	-	0	0	
Nov 18	@ Ind	S	0	1	0	-	0	0	0	0	-	0	0	
Nov 26	@ Hou	S	2	1	19	9.5	16	0	0	0	-	0	0	
Dec 2	NYJ	S	0	2	0	-	0	0	0	0	-	0	0	
Dec 6	Jax	S	1	0	8	8.0	8	0	0	0	-	0	0	
Dec 16	@ NYG	S	1	0	8	8.0	8	0	0	0	-	0	0	
Dec 22	Was	S	1	1	16	16.0	16	0	0	0	-	0	0	
Dec 30	Ind	S	2	0	10	5.0	10	0	0	0	-	0	0	
2018 Totals:		16 / 13	16	9	148	9.3	26	0	0	0	-	0	0	

DARIUS JENNINGS														
				PUNT RETURNS						KICKOFF RETURNS				
Date	Opp	GP / GS		No	FC	Yds	Avg	Lg	TD	No	Yds	Avg	Lg	TD
Sept 9	@	Mia	p	0	0	0	-	0	0	2	121	60.5	94t	1
Sept 16		Hou	p	0	0	0	-	0	0	0	0	-	0	0
Sept 23	@	Jax	p	0	0	0	-	0	0	0	0	-	0	0
Sept 30		Phi	p	0	0	0	-	0	0	0	0	-	0	0
Oct 7	@	Buf	p	0	0	0	-	0	0	1	33	33.0	33	0
Oct 14		Bal	p	0	0	0	-	0	0	1	20	20.0	20	0
Oct 21	@	LAC	p	0	0	0	-	0	0	5	156	31.2	37	0
Nov 5	@	Dal	p	0	0	0	-	0	0	1	23	23.0	23	0
Nov 11		NE	p	0	0	0	-	0	0	2	78	39.0	58	0
Nov 18	@	Ind	p	0	0	0	-	0	0	0	0	-	0	0
Nov 26	@	Hou	p	0	0	0	-	0	0	2	56	28.0	30	0
Dec 2		NYJ	p	0	0	0	-	0	0	1	35	35.0	35	0
Dec 6		Jax	p	0	0	0	-	0	0	1	29	29.0	29	0
Dec 16	@	NYG	p	0	0	0	-	0	0	1	27	27.0	27	0
Dec 22		Was	p	0	0	0	-	0	0	1	31	31.0	31	0
Dec 30		Ind	p	0	0	0	-	0	0	4	89	22.3	32	0
2018 Totals:			16 / 0	0	0	0	-	0	0	22	698	31.7	94t	1

**Other Punt Returners:** Rishard Matthews (1 for 18 yards at MIA, 9/9/18; 3 for 20 yards at JAX, 9/23/18); Nick Williams (2 for 8 yards vs. PHI, 9/30/18; 2 for 39 yards at BUF, 10/7/18); Cameron Batson (1 for 0 yards vs. BAL, 10/14/18; 2 for 4 yards vs. JAX, 12/6/18)

**Other Kickoff Returners:** Dane Cruikshank (1 for 39 yards vs. IND, 12/30/18)

# 2018 TENNESSEE TITANS INDIVIDUAL GAME-BY-GAME DEFENSIVE STATISTICS

## DAREN BATES (LB)

Date	Opp	GP / GS	TACKLES ...							INTERCEPTIONS...					FUMBLES...			SpT
			Tot	Solo	Asst	Sk	Yds	QBP	TFL	No	Yds	Lg	TD	PD	FF	FR	Yds	
Sept 9	@ Mia	p	0	0	0	0.0	0.0	0	0	0	0	0	0	0	0	0	2	
Sept 16	Hou	p	0	0	0	0.0	0.0	0	0	0	0	0	0	0	0	0	1	
Sept 23	@ Jax	p	0	0	0	0.0	0.0	0	0	0	0	0	0	0	0	0	0	
Sept 30	Phi	p	0	0	0	0.0	0.0	0	0	0	0	0	0	0	0	0	0	
Oct 7	@ Buf	p	0	0	0	0.0	0.0	0	0	0	0	0	0	0	0	0	0	
Oct 14	Bal	p	3	1	2	0.0	0.0	0	0	0	0	0	0	0	0	0	3	
Oct 21	@ LAC	p	0	0	0	0.0	0.0	0	0	0	0	0	0	0	0	0	0	
Nov 5	@ Dal	p	0	0	0	0.0	0.0	0	0	0	0	0	0	0	0	0	0	
Nov 11	NE	p	3	2	1	0.0	0.0	0	0	0	0	0	0	0	0	0	0	
Nov 18	@ Ind	p	0	0	0	0.0	0.0	0	0	0	0	0	0	0	0	0	1	
Nov 26	@ Hou	p	0	0	0	0.0	0.0	0	0	0	0	0	0	0	0	0	0	
Dec 2	NYJ	p	0	0	0	0.0	0.0	0	0	0	0	0	0	0	0	0	0	
Dec 6	Jax	p	0	0	0	0.0	0.0	0	0	0	0	0	0	0	0	0	1	
Dec 16	@ NYG	p	0	0	0	0.0	0.0	0	0	0	0	0	0	0	0	0	2	
Dec 22	Was	p	0	0	0	0.0	0.0	0	0	0	0	0	0	0	0	0	0	
Dec 30	Ind	p	0	0	0	0.0	0.0	0	0	0	0	0	0	0	0	0	0	
2018 Totals:		16 / 0	6	3	3	0.0	0.0	0	0	0	0	0	0	0	0	0	10	

## JAYON BROWN (LB)

Date	Opp	GP / GS	TACKLES ...							INTERCEPTIONS ...					FUMBLES ...				SpT		
			Tot	Solo	Asst	Sk	Yds	QBP	TFL	No	Yds	Lg	TD	PD	FF	FR	Yds				
Sept 9	@ Mia	p	6	5	1	0.0	0.0	0	0	0	0	0	0	0	0	0	0	0			
Sept 16	Hou	p	4	2	2	0.0	0.0	2	0	0	0	0	0	0	0	0	0	0			
Sept 23	@ Jax	p	6	5	1	0.0	0.0	0	1	0	0	0	0	0	0	0	0	1			
Sept 30	Phi	S	11	9	2	1.0	10.0	4	1	0	0	0	0	1	0	0	0	0			
Oct 7	@ Buf	S	11	8	3	1.0	3.0	2	2	0	0	0	0	0	0	0	0	0			
Oct 14	Bal	S	8	4	4	0.0	0.0	2	0	0	0	0	0	0	0	0	0	0			
Oct 21	@ LAC	p	8	7	1	1.0	1.0	1	1	0	0	0	0	0	0	0	0	0			
Nov 5	@ Dal	p	4	3	1	1.0	2.0	1	0	0	0	0	0	0	1	0	0	0			
Nov 11	NE	S	4	2	2	0.5	2.5	1	0	0	0	0	0	0	0	0	0	0			
Nov 18	@ Ind	S	7	4	3	0.0	0.0	0	0	0	0	0	1	0	0	0	0	0			
Nov 26	@ Hou	p	6	4	2	0.5	5.5	1	1	0	0	0	0	0	0	0	0	0			
Dec 2	NYJ	S	5	4	1	1.0	1.0	1	0	0	0	0	0	1	0	0	0	0			
Dec 6	Jax	S	6	4	2	0.0	0.0	3	0	0	0	0	1	0	0	0	0	0			
Dec 16	@ NYG	p	3	3	0	0.0	0.0	0	0	0	0	0	1	0	0	0	0	0			
Dec 22	Was	S	9	6	3	0.0	0.0	0	0	0	0	0	0	0	0	0	0	0			
Dec 30	Ind	S	9	6	3	0.0	0.0	0	0	1	22	22t	1	2	1	1	7	0			
2018 Totals:			16	9		107	76	31	6.0	25.0	18	6	1	22	22t	1	7	2	1	7	1

## MALCOLM BUTLER (CB)

Date	Opp	GP / GS	TACKLES ...							INTERCEPTIONS ...					FUMBLES ...			SpT
			Tot	Solo	Asst	Sk	Yds	QBP	TFL	No	Yds	Lg	TD	PD	FF	FR	Yds	
Sept 9	@ Mia	S	5	4	1	0.0	0.0	0	1	1	34	34	0	1	0	0	0	0
Sept 16	Hou	S	6	6	0	0.0	0.0	0	0	0	0	0	2	0	0	0	0	
Sept 23	@ Jax	S	3	3	0	0.0	0.0	0	0	0	0	0	0	0	0	0	0	
Sept 30	Phi	S	7	7	0	1.0	9.0	0	0	0	0	0	0	1	0	0	0	
Oct 7	@ Buf	S	1	0	1	0.0	0.0	0	0	0	0	0	0	0	0	0	0	
Oct 14	Bal	p	3	3	0	0.0	0.0	0	0	0	0	0	2	0	0	0	0	
Oct 21	@ LAC	p	1	1	0	0.0	0.0	0	0	0	0	0	0	0	0	0	0	
Nov 5	@ Dal	p	3	3	0	0.0	0.0	0	0	0	0	0	0	0	0	0	0	
Nov 11	NE	S	3	3	0	0.0	0.0	0	0	0	0	0	0	0	0	0	0	
Nov 18	@ Ind	S	2	2	0	0.0	0.0	0	0	0	0	0	1	0	0	0	0	
Nov 26	@ Hou	p	2	2	0	0.0	0.0	0	0	0	0	0	0	0	0	0	0	
Dec 2	NYJ	S	6	3	3	0.0	0.0	0	1	1	0	0	1	0	0	0	0	
Dec 6	Jax	S	4	3	1	0.0	0.0	0	0	0	0	0	2	0	0	0	0	
Dec 16	@ NYG	p	1	1	0	0.0	0.0	0	0	0	0	0	1	0	0	0	0	
Dec 22	Was	S	3	3	0	0.0	0.0	1	1	1	56	56t	1	1	0	0	0	
Dec 30	Ind	S	6	5	1	0.0	0.0	0	0	0	0	0	2	0	0	0	0	
2018 Totals:		16 / 11	56	49	7	1.0	9.0	1	3	3	90	56t	1	13	1	0	0	0

## KEVIN BYARD (S)

			TACKLES ...							INTERCEPTIONS...					FUMBLES ...			
Date	Opp	GP / GS	Tot	Solo	Asst	Sk	Yds	QBP	TFL	No	Yds	Lg	TD	PD	FF	FR	Yds	SpT
Sept 9	@ Mia	S	5	4	1	0.0	0.0	0	0	0	0	0	0	1	0	0	0	0
Sept 16	Hou	S	4	3	1	0.0	0.0	0	0	0	0	0	0	0	0	0	0	1
Sept 23	@ Jax	S	2	1	1	0.0	0.0	0	0	0	0	0	0	0	0	0	0	0
Sept 30	Phi	S	10	7	3	0.0	0.0	1	0	0	0	0	0	1	0	0	0	0
Oct 7	@ Buf	S	7	6	1	0.0	0.0	0	0	0	0	0	0	0	0	0	0	0
Oct 14	Bal	S	5	2	3	0.0	0.0	1	0	1	0	0	0	1	0	0	0	2
Oct 21	@ LAC	S	4	2	2	0.0	0.0	0	0	0	0	0	0	0	0	0	0	0
Nov 5	@ Dal	S	5	4	1	0.0	0.0	0	0	1	0	0	0	1	0	0	0	0
Nov 11	NE	S	5	4	1	0.0	0.0	0	0	0	0	0	0	2	0	0	0	0
Nov 18	@ Ind	S	8	7	1	0.0	0.0	0	0	0	0	0	0	0	0	0	0	0
Nov 26	@ Hou	S	4	2	2	0.0	0.0	0	0	0	0	0	0	0	0	0	0	1
Dec 2	NYJ	S	5	2	3	0.0	0.0	1	0	0	0	0	0	0	0	0	0	1
Dec 6	Jax	S	3	2	1	1.0	8.0	1	0	0	0	0	0	0	0	0	0	0
Dec 16	@ NYG	S	3	2	1	1.0	10.0	0	0	1	0	0	0	2	0	0	0	1
Dec 22	Was	S	16	10	6	0.0	0.0	0	0	1	1	1	0	2	0	0	0	0
Dec 30	Ind	S	10	6	4	0.0	0.0	0	0	0	0	0	0	0	0	0	0	0
2018 Totals:		16 / 16	96	64	32	2.0	18.0	4	0	4	1	1	0	10	0	0	0	6



# 2018 TENNESSEE TITANS INDIVIDUAL GAME-BY-GAME DEFENSIVE STATISTICS

## JURRELL CASEY (DT)

Date	Opp	GP / GS	TACKLES ...							INTERCEPTIONS...					FUMBLES...			SpT
			Tot	Solo	Asst	Sk	Yds	QBP	TFL	No	Yds	Lg	TD	PD	FF	FR	Yds	
Sept 9	@ Mia	S	6	3	3	0.0	0.0	2	2	0	0	0	0	0	0	0	0	
Sept 16	Hou	S	6	5	1	2.0	9.0	4	0	0	0	0	0	0	1	0	0	
Sept 23	@ Jax	S	6	4	2	1.0	4.0	2	0	0	0	0	0	0	1	0	0	
Sept 30	Phi	S	4	3	1	0.0	0.0	5	1	0	0	0	0	0	0	0	0	
Oct 7	@ Buf	S	5	4	1	0.0	0.0	2	2	0	0	0	0	0	0	0	0	
Oct 14	Bal	S	7	5	2	0.0	0.0	4	0	0	0	0	0	0	0	0	0	
Oct 21	@ LAC	S	4	2	2	0.5	4.0	3	0	0	0	0	0	0	0	0	0	
Nov 5	@ Dal	S	2	1	1	0.0	0.0	8	0	0	0	0	0	0	0	0	0	
Nov 11	NE	S	4	3	1	0.0	0.0	3	1	0	0	0	0	0	0	0	0	
Nov 18	@ Ind	S	3	2	1	0.0	0.0	1	1	0	0	0	0	0	0	0	0	
Nov 26	@ Hou	S	6	3	3	1.0	10.0	4	0	0	0	0	0	0	0	0	0	
Dec 2	NYJ	S	4	3	1	1.0	3.0	1	0	0	0	0	0	0	0	0	0	
Dec 6	Jax	S	8	5	3	1.5	17.5	4	0	0	0	0	0	0	0	0	0	
Dec 16	@ NYG	S	3	1	2	0.0	0.0	5	0	0	0	0	0	0	0	1	1	
Dec 22	Was	S	4	2	2	0.0	0.0	2	0	0	0	0	0	0	0	0	0	
Dec 30	Ind		INJURED RESERVED															
2018 Totals:			15	/	15	72	46	26	7.0	47.5	50	7	0	0	0	0	0	

## WILL COMPTON (LB)

Date	Opp	GP / GS	TACKLES...							INTERCEPTIONS...					FUMBLES...			SpT
			Tot	Solo	Asst	Sk	Yds	QBP	TFL	No	Yds	Lg	TD	PD	FF	FR	Yds	
Sept 9	@ Mia	S	4	1	3	0.0	0.0	0	0	0	0	0	0	0	0	0	0	0
Sept 16	Hou	S	2	2	0	0.0	0.0	0	0	0	0	0	0	0	0	0	0	0
Sept 23	@ Jax	p	0	0	0	0.0	0.0	0	0	0	0	0	0	0	0	0	0	1
Sept 30	Phi	p	2	2	0	0.0	0.0	0	0	0	0	0	1	0	0	0	0	2
Oct 7	@ Buf	p	2	1	1	0.0	0.0	0	0	0	0	0	0	0	0	0	0	1
Oct 14	Bal		INACTIVE															
Oct 21	@ LAC		INACTIVE															
Nov 5	@ Dal		INACTIVE															
Nov 11	NE	p	0	0	0	0.0	0.0	0	0	0	0	0	0	0	0	0	0	1
Nov 18	@ Ind		INACTIVE															
Nov 26	@ Hou	p	0	0	0	0.0	0.0	0	0	0	0	0	0	0	0	0	0	1
Dec 2	NYJ	p	0	0	0	0.0	0.0	0	0	0	0	0	0	0	0	0	0	0
Dec 6	Jax	p	1	1	0	0.0	0.0	0	0	0	0	0	0	0	0	0	0	0
Dec 16	@ NYG	p	0	0	0	0.0	0.0	0	0	0	0	0	0	0	0	0	0	4
Dec 22	Was	p	0	0	0	0.0	0.0	0	0	0	0	0	0	0	0	0	0	0
Dec 30	Ind	p	0	0	0	0.0	0.0	0	0	0	0	0	0	0	0	0	0	1
2018 Totals:			12	/	2	11	7	4	0.0	0.0	0	0	1	0	0	0	0	11

## KAMALEI CORREA (OLB)

Date	Opp	GP / GS	TACKLES ...							INTERCEPTIONS...					FUMBLES ...			SpT
			Tot	Solo	Asst	Sk	Yds	QBP	TFL	No	Yds	Lg	TD	PD	FF	FR	Yds	
Sept 9	@ Mia	S	3	2	1	1.0	8.0	0	1	0	0	0	0	0	0	0	0	
Sept 16	Hou	p	4	3	1	1.0	5.0	1	1	0	0	0	0	0	0	0	0	
Sept 23	@ Jax		INACTIVE															
Sept 30	Phi	p	1	0	0	1	0.0	0.0	0	0	0	0	0	0	0	0	0	
Oct 7	@ Buf	p	0	0	0	0.0	0.0	0	0	0	0	0	0	0	0	0	0	
Oct 14	Bal	p	5	4	1	0.0	0.0	0	0	0	0	0	0	0	0	0	0	
Oct 21	@ LAC	S	3	2	1	0.5	4.0	0	1	0	0	0	0	0	0	0	0	
Nov 5	@ Dal	S	4	3	1	0.0	0.0	1	1	0	0	0	0	0	0	0	0	
Nov 11	NE	S	1	0	1	0.0	0.0	1	0	0	0	0	0	0	0	0	0	
Nov 18	@ Ind	p	1	1	0	0.0	0.0	0	0	0	0	0	0	0	0	0	0	
Nov 26	@ Hou	p	1	0	1	0.0	0.0	0	0	0	0	0	0	0	0	0	0	
Dec 2	NYJ		INACTIVE															
Dec 6	Jax		INACTIVE															
Dec 16	@ NYG	p	1	1	0	1.0	2.0	0	0	0	0	0	0	0	1	0	0	
Dec 22	Was	p	3	1	2	0.0	0.0	2	0	0	0	0	0	0	0	0	0	
Dec 30	Ind	p	0	0	0	0.0	0.0	0	0	0	0	0	0	0	0	0	0	
2018 Totals:		13 / 4	27	17	10	3.5	19.0	5	4	0	0	0	0	0	1	0	0	

## DANE CRUIKSHANK (DB)

			TACKLES ...							INTERCEPTIONS ...					FUMBLES ...				
Date	Opp	GP / GS	Tot	Solo	Asst	Sk	Yds	QBP	TFL	No	Yds	Lg	TD	PD	FF	FR	Yds	SpT	
Sept 9	@ Mia	p	0	0	0	0.0	0.0	0	0	0	0	0	0	0	0	0	0	1	
Sept 16	Hou	p	0	0	0	0.0	0.0	0	0	0	0	0	0	0	0	0	0	2	
Sept 23	@ Jax	p	0	0	0	0.0	0.0	0	0	0	0	0	0	0	0	0	0	0	
Sept 30	Phi	p	0	0	0	0.0	0.0	0	0	0	0	0	0	0	0	0	0	0	
Oct 7	@ Buf	p	0	0	0	0.0	0.0	0	0	0	0	0	0	0	0	0	0	1	
Oct 14	Bal	p	2	2	0	0.0	0.0	0	0	0	0	0	0	0	0	0	0	0	
Oct 21	@ LAC	p	0	0	0	0.0	0.0	0	0	0	0	0	0	0	0	0	0	2	
Nov 5	@ Dal	p	0	0	0	0.0	0.0	0	0	0	0	0	0	0	0	0	0	0	
Nov 11	NE		INACTIVE																
Nov 18	@ Ind	p	0	0	0	0.0	0.0	0	0	0	0	0	0	0	0	0	0	0	
Nov 26	@ Hou		INACTIVE																
Dec 2	NYJ		INACTIVE																
Dec 6	Jax		INACTIVE																
Dec 16	@ NYG	p	0	0	0	0.0	0.0	0	0	0	0	0	0	0	0	0	0	1	
Dec 22	Was	p	0	0	0	0.0	0.0	0	0	0	0	0	0	0	0	0	0	0	
Dec 30	Ind	p	0	0	0	0.0	0.0	0	0	0	0	0	0	0	0	0	0	1	
2018 Totals:			12	/	0	2	2	0	0.0	0.0	0	0	0	0	0	0	0	8	

# 2018 TENNESSEE TITANS INDIVIDUAL GAME-BY-GAME DEFENSIVE STATISTICS

## MATT DICKERSON (DE)

			TACKLES ...							INTERCEPTIONS ...					FUMBLES ...			
Date	Opp	GP / GS	Tot	Solo	Asst	Sk	Yds	QBP	TFL	No	Yds	Lg	TD	PD	FF	FR	Yds	SpT
Sept 9	@ Mia	DNP	0	0	0	0.0	0.0	0	0	0	0	0	0	0	0	0	0	0
Sept 16	Hou		INACTIVE															
Sept 23	@ Jax	p	0	0	0	0.0	0.0	0	0	0	0	0	0	0	0	0	0	0
Sept 30	Phi		INACTIVE															
Oct 7	@ Buf		INACTIVE															
Oct 14	Bal	p	1	0	1	0.0	0.0	0	0	0	0	0	0	0	0	0	0	0
Oct 21	@ LAC		INACTIVE															
Nov 5	@ Dal		INACTIVE															
Nov 11	NE		INACTIVE															
Nov 18	@ Ind		INACTIVE															
Nov 26	@ Hou		INACTIVE															
Dec 2	NYJ		INACTIVE															
Dec 6	Jax		INACTIVE															
Dec 16	@ NYG		INACTIVE															
Dec 22	Was		INACTIVE															
Dec 30	Ind	p	2	2	0	0.0	0.0	0	0	0	0	0	0	0	0	0	0	0
2018 Totals:			3	2	1	0.0	0.0	0	0	0	0	0	0	0	0	0	0	0

## KENNETH DURDEN (CB)

			TACKLES ...							INTERCEPTIONS ...					FUMBLES ...			
Date	Opp	GP / GS	Tot	Solo	Asst	Sk	Yds	QBP	TFL	No	Yds	Lg	TD	PD	FF	FR	Yds	SpT
Sept 9	@ Mia	p	0	0	0	0.0	0.0	0	0	0	0	0	0	0	0	0	0	0
Sept 16	Hou		NOT ON ROSTER															
Sept 23	@ Jax	p	0	0	0	0.0	0.0	0	0	0	0	0	0	0	0	0	0	0
Sept 30	Phi		INACTIVE															
Oct 7	@ Buf	p	0	0	0	0.0	0.0	0	0	0	0	0	0	0	0	0	0	0
Oct 14	Bal		INACTIVE															
Oct 21	@ LAC		INACTIVE															
Nov 5	@ Dal		INACTIVE															
Nov 11	NE	p	0	0	0	0.0	0.0	0	0	0	0	0	0	0	0	0	0	0
Nov 18	@ Ind		INACTIVE															
Nov 26	@ Hou	p	0	0	0	0.0	0.0	0	0	0	0	0	0	0	0	0	0	0
Dec 2	NYJ		NOT ON ROSTER															
Dec 6	Jax		PRACTICE SQUAD															
Dec 16	@ NYG		PRACTICE SQUAD															
Dec 22	Was		INACTIVE															
Dec 30	Ind		INACTIVE															
2018 Totals:		5 / 0	0	0	0	0.0	0.0	0	0	0	0	0	0	0	0	0	0	0

## RASHAAN EVANS (LB)

			TACKLES ...							INTERCEPTIONS ...					FUMBLES ...				
Date	Opp	GP / GS	Tot	Solo	Asst	Sk	Yds	QBP	TFL	No	Yds	Lg	TD	PD	FF	FR	Yds	SpT	
Sept 9	@ Mia		INACTIVE																
Sept 16	Hou	p	0	0	0	0.0	0.0	0	0	0	0	0	0	0	0	0	0	0	
Sept 23	@ Jax	S	1	1	0	0.0	0.0	0	0	0	0	0	0	0	0	0	0	0	
Sept 30	Phi	p	4	2	2	0.0	0.0	1	0	0	0	0	0	1	0	0	0	0	
Oct 7	@ Buf	S	6	5	1	0.0	0.0	0	0	0	0	0	0	0	0	0	0	0	
Oct 14	Bal	S	9	8	1	0.0	0.0	0	1	0	0	0	0	0	0	0	0	0	
Oct 21	@ LAC	S	2	1	1	0.0	0.0	0	0	0	0	0	0	0	0	0	0	0	
Nov 5	@ Dal	S	4	2	2	0.0	0.0	0	0	0	0	0	0	0	0	0	0	0	
Nov 11	NE	p	2	2	0	0.0	0.0	2	0	0	0	0	0	1	0	0	0	0	
Nov 18	@ Ind	p	1	1	0	0.0	0.0	0	0	0	0	0	0	0	0	0	0	0	
Nov 26	@ Hou	S	7	4	3	0.0	0.0	1	0	0	0	0	0	0	0	0	0	0	
Dec 2	NYJ	p	8	6	2	0.0	0.0	0	0	0	0	0	0	0	0	0	0	0	
Dec 6	Jax	p	5	4	1	0.0	0.0	1	0	0	0	0	0	0	0	0	0	0	
Dec 16	@ NYG	S	5	4	1	0.0	0.0	1	1	0	0	0	0	0	0	0	0	0	
Dec 22	Was	p	6	2	4	0.0	0.0	0	0	0	0	0	0	0	0	0	0	0	
Dec 30	Ind	p	3	0	3	0.0	0.0	0	0	0	0	0	0	1	0	0	0	0	
2018 Totals:			15	7	63	42	21	0.0	0.0	6	2	0	0	0	3	0	0	0	0

## SHARIF FINCH (OLB)

			TACKLES . . .							INTERCEPTIONS . . .					FUMBLES . . .				
Date	Opp	GP / GS	Tot	Solo	Asst	Sk	Yds	QBP	TFL	No	Yds	Lg	TD	PD	FF	FR	Yds	SpT	
Sept 9	@ Mia	p	0	0	0	0.0	0.0	0	0	0	0	0	0	0	0	0	0	0	
Sept 16	Hou	p	0	0	0	0.0	0.0	0	0	0	0	0	0	0	0	0	0	0	
Sept 23	@ Jax	p	2	1	1	0.0	0.0	0	0	0	0	0	0	0	0	0	0	0	
Sept 30	Phi	p	2	2	0	1.0	9.0	0	0	0	0	0	0	0	0	0	0	0	
Oct 7	@ Buf	p	0	0	0	0.0	0.0	0	0	0	0	0	0	0	0	0	0	0	
Oct 14	Bal	p	3	1	2	0.0	0.0	0	0	0	0	0	0	0	0	0	0	0	
Oct 21	@ LAC	p	1	1	0	0.0	0.0	0	0	0	0	0	0	0	0	0	0	0	
Nov 5	@ Dal	p	1	1	0	0.0	0.0	0	0	0	0	0	0	0	0	0	0	0	
Nov 11	NE	p	3	2	1	0.0	0.0	1	1	0	0	0	0	0	0	0	0	3	
Nov 18	@ Ind	p	2	1	1	0.0	0.0	0	0	0	0	0	0	0	1	0	0	1	
Nov 26	@ Hou	p	1	1	0	0.0	0.0	0	0	0	0	0	0	0	0	0	0	2	
Dec 2	NYJ	p	1	1	0	0.0	0.0	1	1	0	0	0	0	0	0	0	0	1	
Dec 6	Jax	p	2	1	1	0.5	5.5	0	0	0	0	0	0	0	1	1	0	0	
Dec 16	@ NYG	p	2	2	0	0.0	0.0	0	0	0	0	0	0	0	0	0	0	0	
Dec 22	Was	IA	0	0	0	0.0	0.0	0	0	0	0	0	0	0	0	0	0	0	
Dec 30	Ind	p	2	2	0	0.0	0.0	0	0	0	0	0	0	0	0	0	0	0	
2018 Totals:			15	16	6	1.5	14.5	2	2	0	0	0	0	0	2	1	0	7	

# 2018 TENNESSEE TITANS INDIVIDUAL GAME-BY-GAME DEFENSIVE STATISTICS

## NIGEL HARRIS (LB)

Date	Opp	GP / GS	TACKLES . . .							INTERCEPTIONS . . .					FUMBLES . . .			
			Tot	Solo	Asst	Sk	Yds	QBP	TFL	No	Yds	Lg	TD	PD	FF	FR	Yds	SpT
Dec 22	Was	p	0	0	0	0.0	0.0	0	0	0	0	0	0	0	0	0	0	0
Dec 30	Ind	p	0	0	0	0.0	0.0	0	0	0	0	0	0	0	0	0	0	0
2018 Totals:			2	0	0	0.0	0.0	0	0	0	0	0	0	0	0	0	0	0

## ADOREE' JACKSON (CB)

Date	Opp	GP / GS	TACKLES . . .							INTERCEPTIONS . . .					FUMBLES . . .				SpT
			Tot	Solo	Asst	Sk	Yds	QBP	TFL	No	Yds	Lg	TD	PD	FF	FR	Yds		
Sept 9	@ Mia	p	4	4	0	0.0	0.0	0	0	0	0	0	0	0	0	0	0	0	
Sept 16	Hou	S	8	8	0	0.0	0.0	0	0	1	0	0	0	2	0	0	0	0	
Sept 23	@ Jax	p	0	0	0	0.0	0.0	0	0	0	0	0	0	1	0	0	0	0	
Sept 30	Phi	S	4	3	1	0.0	0.0	0	0	0	0	0	0	0	0	0	0	0	
Oct 7	@ Buf	p	2	2	0	0.0	0.0	0	0	1	7	7	0	1	0	0	0	0	
Oct 14	Bal	S	8	6	2	0.0	0.0	0	0	0	0	0	0	0	0	0	0	0	
Oct 21	@ LAC	S	1	1	0	0.0	0.0	0	0	0	0	0	0	0	0	0	0	0	
Nov 5	@ Dal	S	4	4	0	0.0	0.0	0	0	0	0	0	0	0	0	0	0	0	
Nov 11	NE	S	5	4	1	0.0	0.0	0	1	0	0	0	0	2	0	0	0	0	
Nov 18	@ Ind	S	7	6	1	0.0	0.0	0	0	0	0	0	0	0	0	0	0	0	
Nov 26	@ Hou	S	3	2	1	0.0	0.0	0	0	0	0	0	0	0	0	0	0	0	
Dec 2	NYJ	S	7	7	0	0.0	0.0	0	0	0	0	0	0	0	0	0	0	0	
Dec 6	Jax	S	5	5	0	0.0	0.0	0	1	0	0	0	0	1	0	0	0	0	
Dec 16	@ NYG	S	4	3	1	0.0	0.0	1	1	0	0	0	0	1	0	0	0	0	
Dec 22	Was	S	4	4	0	0.0	0.0	0	0	0	0	0	0	2	0	0	0	0	
Dec 30	Ind	S	3	3	0	0.0	0.0	0	0	0	0	0	0	1	0	0	0	0	
2018 Totals:			16	13	69	62	7	0.0	0.0	1	3	2	7	7	0	11	0	0	0

## AUSTIN JOHNSON (DL)

			TACKLES ...							INTERCEPTIONS ...					FUMBLES ...				
Date	Opp	GP / GS	Tot	Solo	Asst	Sk	Yds	QBP	TFL	No	Yds	Lg	TD	PD	FF	FR	Yds	SpT	
Sept 9	@ Mia	S	1	0	1	0.0	0.0	0	0	0	0	0	0	0	0	0	0	0	
Sept 16	Hou	p	1	0	1	0.0	0.0	0	0	0	0	0	0	0	0	0	0	0	
Sept 23	@ Jax	S	2	1	1	0.0	0.0	0	0	0	0	0	0	0	0	0	0	0	
Sept 30	Phi	p	0	0	0	0.0	0.0	2	0	0	0	0	0	0	0	0	0	0	
Oct 7	@ Buf	S	5	5	0	0.0	0.0	0	1	0	0	0	0	0	0	0	0	0	
Oct 14	Bal	S	2	1	1	0.0	0.0	0	0	0	0	0	0	1	0	0	0	0	
Oct 21	@ LAC	S	1	1	0	0.0	0.0	1	0	0	0	0	0	0	0	0	0	0	
Nov 5	@ Dal	S	2	1	1	1.0	6.0	0	0	0	0	0	0	0	0	0	0	0	
Nov 11	NE	p	3	1	2	0.0	0.0	0	0	0	0	0	0	0	0	0	0	0	
Nov 18	@ Ind	p	1	1	0	0.0	0.0	0	0	0	0	0	0	1	0	0	0	0	
Nov 26	@ Hou	S	1	1	0	0.0	0.0	0	0	0	0	0	0	0	0	0	0	0	
Dec 2	NYJ	p	1	0	1	0.0	0.0	0	0	0	0	0	0	0	0	0	0	0	
Dec 6	Jax	p	2	2	0	0.0	0.0	1	0	0	0	0	0	0	0	0	0	0	
Dec 16	@ NYG	S	0	0	0	0.0	0.0	1	0	0	0	0	0	0	0	0	0	0	
Dec 22	Was	p	2	2	0	0.0	0.0	0	0	0	0	0	0	0	0	0	0	0	
Dec 30	Ind	S	1	0	1	0.0	0.0	0	0	0	0	0	0	0	0	0	0	0	
2018 Totals:			16	9	25	16	9	1.0	6.0	5	1	0	0	0	2	0	0	0	0

## DAQUAN JONES (DL)

Date	Opp	GP / GS	TACKLES ...							INTERCEPTIONS...					FUMBLES ...				SpT
			Tot	Solo	Asst	Sk	Yds	QBP	TFL	No	Yds	Lg	TD	PD	FF	FR	Yds		
Sept 9	@ Mia	S	2	1	1	0.0	0.0	1	0	0	0	0	0	0	0	0	0	0	
Sept 16	Hou	S	2	1	1	0.0	0.0	2	0	0	0	0	0	0	0	0	0	0	
Sept 23	@ Jax	S	1	1	0	0.0	0.0	0	0	0	0	0	0	0	0	0	0	0	
Sept 30	Phi	S	2	2	0	0.0	0.0	3	0	0	0	0	0	0	0	0	0	0	
Oct 7	@ Buf	S	7	4	3	0.0	0.0	0	2	0	0	0	0	0	0	0	0	0	
Oct 14	Bal	S	3	3	0	0.0	0.0	1	1	0	0	0	0	1	0	0	0	0	
Oct 21	@ LAC	S	3	1	2	0.0	0.0	1	1	0	0	0	0	0	0	0	0	0	
Nov 5	@ Dal	S	1	0	1	0.0	0.0	1	0	0	0	0	0	0	0	0	0	0	
Nov 11	NE	S	2	1	1	0.0	0.0	0	0	0	0	0	0	0	0	0	0	0	
Nov 18	@ Ind	S	0	0	0	0.0	0.0	0	0	0	0	0	0	0	0	0	0	0	
Nov 26	@ Hou	S	3	0	3	0.0	0.0	1	0	0	0	0	0	0	0	0	0	0	
Dec 2	NYJ	S	3	1	2	0.0	0.0	0	0	0	0	0	0	0	0	0	0	0	
Dec 6	Jax	S	3	1	2	0.0	0.0	2	0	0	0	0	0	0	0	0	0	0	
Dec 16	@ NYG	S	2	0	2	0.0	0.0	1	0	0	0	0	0	0	0	0	0	0	
Dec 22	Was	S	3	1	2	0.0	0.0	0	0	0	0	0	0	0	0	0	0	0	
Dec 30	Ind	S	2	2	0	0.0	0.0	1	0	0	0	0	0	0	0	0	0	0	
2018 Totals:		16 / 16	39	19	20	0.0	0.0	14	4	0	0	0	0	1	0	0	0	0	



# 2018 TENNESSEE TITANS INDIVIDUAL GAME-BY-GAME DEFENSIVE STATISTICS

JOSHUA KALU (DB)																			
			TACKLES . . .						INTERCEPTIONS . . .						FUMBLES . . .				
Date	Opp	GP / GS	Tot	Solo	Asst	Sk	Yds	QBP	TFL	No	Yds	Lg	TD	PD	FF	FR	Yds	SpT	
Sept 9	@ Mia		PRACTICE SQUAD																
Sept 16	Hou		PRACTICE SQUAD																
Sept 23	@ Jax		PRACTICE SQUAD																
Sept 30	Phi		PRACTICE SQUAD																
Oct 7	@ Buf		PRACTICE SQUAD																
Oct 14	Bal		PRACTICE SQUAD																
Oct 21	@ LAC		PRACTICE SQUAD																
Nov 5	@ Dal		PRACTICE SQUAD																
Nov 11	NE		PRACTICE SQUAD																
Nov 18	@ Ind		PRACTICE SQUAD																
Nov 26	@ Hou		PRACTICE SQUAD																
Dec 2	NYJ	p	0	0	0	0.0	0.0	0	0	0	0	0	0	0	0	0	0	0	
Dec 6	Jax	p	0	0	0	0.0	0.0	0	0	0	0	0	0	0	0	0	0	1	
Dec 16	@ NYG	p	0	0	0	0.0	0.0	0	0	0	0	0	0	0	0	0	0	2	
Dec 22	Was	p	0	0	0	0.0	0.0	0	0	0	0	0	0	0	0	0	0	0	
Dec 30	Ind	p	0	0	0	0.0	0.0	0	0	0	0	0	0	0	0	0	0	1	
2018 Totals:		5 / 0	0	0	0	0.0	0.0	0	0	0	0	0	0	0	0	0	0	4	

DARIUS KILGO (NT)																		
Date	Opp	GP / GS	TACKLES . . .						INTERCEPTIONS . . .					FUMBLES . . .			SpT	
			Tot	Solo	Asst	Sk	Yds	QBP	TFL	No	Yds	Lg	TD	PD	FF	FR		Yds
Sept 9	@	Mia	NOT ON ROSTER															
Sept 16		Hou	NOT ON ROSTER															
Sept 23	@	Jax	PRACTICE SQUAD															
Sept 30		Phi	INACTIVE															
Oct 7	@	Buf	p	0	0	0	0.0	0.0	0	0	0	0	0	0	0	0	0	0
Oct 14		Bal	p	1	0	1	0.0	0.0	0	0	0	0	0	0	0	0	0	0
Oct 21	@	LAC	p	0	0	0	0.0	0.0	0	0	0	0	0	0	0	0	0	0
Nov 5	@	Dal	p	1	1	0	0.0	0.0	0	1	0	0	0	0	0	0	0	0
Nov 11		NE	p	0	0	0	0.0	0.0	2	0	0	0	0	0	0	0	0	0
Nov 18	@	Ind	p	3	2	1	0.0	0.0	1	0	0	0	0	0	0	0	0	0
Nov 26	@	Hou	p	0	0	0	0.0	0.0	0	0	0	0	0	0	0	0	0	0
Dec 2		NYJ	p	0	0	0	0.0	0.0	0	0	0	0	0	0	0	0	0	0
Dec 6		Jax	p	0	0	0	0.0	0.0	1	0	0	0	0	0	0	0	0	0
Dec 16	@	NYG	DNP	0	0	0	0.0	0.0	0	0	0	0	0	0	0	0	0	0
Dec 22		Was	p	0	0	0	0.0	0.0	0	0	0	0	0	0	0	0	0	0
Dec 30		Ind	p	0	0	0	0.0	0.0	0	0	0	0	0	0	0	0	0	0
2018 Totals:			11 / 0	5	3	2	0.0	0.0	4	1	0	0	0	0	0	0	0	0

HAROLD LANDRY III (OLB)																		
			TACKLES . . .							INTERCEPTIONS . . .					FUMBLES . . .			
Date	Opp	GP / GS	Tot	Solo	Asst	Sk	Yds	QBP	TFL	No	Yds	Lg	TD	PD	FF	FR	Yds	SpT
Sept 9	@ Mia		INACTIVE															
Sept 16	Hou	p	1	0	1	0.0	0.0	2	0	0	0	0	0	0	0	0	0	0
Sept 23	@ Jax	p	3	2	1	0.0	0.0	1	0	0	0	0	0	0	0	0	0	0
Sept 30	Phi	p	4	3	1	1.0	5.0	1	1	0	0	0	0	0	1	0	0	0
Oct 7	@ Buf	p	2	1	1	0.0	0.0	1	0	0	0	0	0	0	0	0	0	1
Oct 14	Bal	p	2	1	1	0.0	0.0	0	0	0	0	0	0	1	0	0	0	0
Oct 21	@ LAC	p	2	0	2	0.0	0.0	0	0	0	0	0	0	0	0	0	0	1
Nov 5	@ Dal	p	4	2	2	1.0	8.0	1	1	0	0	0	0	0	0	0	0	0
Nov 11	NE	p	2	1	1	0.0	0.0	1	0	0	0	0	0	0	0	0	0	0
Nov 18	@ Ind	p	3	2	1	0.0	0.0	1	0	0	0	0	0	0	0	0	0	1
Nov 26	@ Hou	p	6	4	2	0.5	4.0	0	0	0	0	0	0	0	0	0	0	0
Dec 2	NYJ	p	6	3	3	0.0	0.0	0	0	0	0	0	0	0	0	0	0	0
Dec 6	Jax	p	0	0	0	0.0	0.0	0	0	0	0	0	0	1	0	0	0	1
Dec 16	@ NYG	S	2	1	1	0.0	0.0	9	0	0	0	0	0	0	0	0	0	0
Dec 22	Was	S	5	3	2	1.0	10.0	0	0	0	0	0	0	0	0	0	0	0
Dec 30	Ind	S	4	3	1	1.0	7.0	1	0	0	0	0	0	0	0	0	0	0
2018 Totals:		15 / 3	46	26	20	4.5	34.0	18	2	0	0	0	0	2	1	0	0	4

KENDRICK LEWIS (S)																		
Date	Opp	GP / GS	TACKLES . . .							INTERCEPTIONS . . .					FUMBLES . . .			SpT
			Tot	Solo	Asst	Sk	Yds	QBP	TFL	No	Yds	Lg	TD	PD	FF	FR	Yds	
Sept 9	@ Mia		INACTIVE															
Sept 16	Hou		INACTIVE															
Sept 23	@ Jax		INACTIVE															
Sept 30	Phi	p	4	3	1	0.0	0.0	0	0	0	0	0	0	0	0	0	0	0
Oct 7	@ Buf	S	5	2	3	0.0	0.0	0	0	0	0	0	0	0	0	0	0	0
Oct 14	Bal	S	6	3	3	0.0	0.0	0	0	0	0	0	0	0	0	0	0	0
Oct 21	@ LAC	S	5	4	1	0.0	0.0	0	0	0	0	0	0	0	0	0	0	0
Nov 5	@ Dal	p	0	0	0	0.0	0.0	0	0	0	0	0	0	0	0	0	0	0
Nov 11	NE	p	0	0	0	0.0	0.0	0	0	0	0	0	0	0	0	0	0	0
Nov 18	@ Ind	p	0	0	0	0.0	0.0	0	0	0	0	0	0	0	0	0	0	0
Nov 26	@ Hou	p	0	0	0	0.0	0.0	0	0	0	0	0	0	0	0	0	0	0
Dec 2	NYJ	p	0	0	0	0.0	0.0	0	0	0	0	0	0	0	0	0	0	1
Dec 6	Jax	p	0	0	0	0.0	0.0	0	0	0	0	0	0	0	0	0	0	0
Dec 16	@ NYG	p	8	7	1	0.0	0.0	0	1	0	0	0	0	1	0	0	0	0
Dec 22	Was	p	0	0	0	0.0	0.0	0	0	0	0	0	0	0	0	0	0	1
Dec 30	Ind	p	0	0	0	0.0	0.0	0	0	0	0	0	0	0	0	0	0	0
2018 Totals:		13 / 3	28	19	9	0.0	0.0	0	1	0	0	0	0	1	0	0	0	2

# 2018 TENNESSEE TITANS INDIVIDUAL GAME-BY-GAME DEFENSIVE STATISTICS

## BENNIE LOGAN (DL)

Date	Opp	GP / GS	TACKLES . . .							INTERCEPTIONS . . .					FUMBLES . . .			
			Tot	Solo	Asst	Sk	Yds	QBP	TFL	No	Yds	Lg	TD	PD	FF	FR	Yds	SpT
Sept 9	@ Mia	p	1	0	1	0.0	0.0	0	0	0	0	0	0	0	0	0	0	0
Sept 16	Hou	p	1	0	1	0.0	0.0	0	0	0	0	0	0	0	0	0	0	0
Sept 23	@ Jax	p	0	0	0	0.0	0.0	1	0	0	0	0	0	0	0	0	0	0
Sept 30	Phi	p	2	2	0	0.0	0.0	1	0	0	0	0	0	0	0	0	0	0
Oct 7	@ Buf	p	1	1	0	0.0	0.0	0	0	0	0	0	0	0	0	0	0	0
Oct 14	Bal		INACTIVE															
Oct 21	@ LAC	p	2	1	1	0.0	0.0	0	0	0	0	0	0	0	0	0	0	0
Nov 5	@ Dal	p	1	0	1	0.0	0.0	1	0	0	0	0	0	0	0	0	0	0
Nov 11	NE	p	1	0	1	0.0	0.0	0	0	0	0	0	0	0	0	0	0	0
Nov 18	@ Ind	p	1	0	1	0.0	0.0	0	0	0	0	0	0	0	0	0	0	0
Nov 26	@ Hou	p	2	1	1	0.0	0.0	1	0	0	0	0	0	0	0	0	0	0
Dec 2	NYJ	p	1	1	0	0.0	0.0	0	0	0	0	0	0	0	0	0	0	0
Dec 6	Jax	p	2	2	0	0.0	0.0	0	0	0	0	0	0	0	0	0	0	0
Dec 16	@ NYG	p	0	0	0	0.0	0.0	0	0	0	0	0	0	0	0	0	0	0
Dec 22	Was	p	0	0	0	0.0	0.0	1	0	0	0	0	0	0	0	0	0	0
Dec 30	Ind	p	1	0	1	0.0	0.0	0	0	0	0	0	0	0	0	0	0	0
2018 Totals:		15 / 0	16	8	8	0.0	0.0	5	0	0	0	0	0	0	0	0	0	0

## DERRICK MORGAN (OLB)

Date	Opp	GP / GS	TACKLES . . .							INTERCEPTIONS . . .					FUMBLES . . .			
			Tot	Solo	Asst	Sk	Yds	QBP	TFL	No	Yds	Lg	TD	PD	FF	FR	Yds	SpT
Sept 9	@ Mia	p	2	1	1	0.0	0.0	0	0	0	0	0	0	0	0	0	0	0
Sept 16	Hou	S	5	3	2	0.0	0.0	1	0	0	0	0	0	0	0	0	0	0
Sept 23	@ Jax	S	2	2	0	0.0	0.0	3	0	0	0	0	0	1	0	0	0	0
Sept 30	Phi	S	2	0	2	0.0	0.0	3	0	0	0	0	0	0	0	1	0	0
Oct 7	@ Buf	S	2	1	1	0.0	0.0	0	0	0	0	0	0	1	0	0	0	0
Oct 14	Bal	S	0	0	0	0.0	0.0	0	0	0	0	0	0	0	0	0	0	0
Oct 21	@ LAC		INACTIVE															
Nov 5	@ Dal		INACTIVE															
Nov 11	NE		INACTIVE															
Nov 18	@ Ind	S	2	1	1	0.0	0.0	0	0	0	0	0	0	0	0	0	0	0
Nov 26	@ Hou	S	4	3	1	0.5	5.5	0	0	0	0	0	0	0	0	0	0	0
Dec 2	NYJ	S	3	3	0	0.0	0.0	0	0	0	0	0	0	0	0	0	0	0
Dec 6	Jax	S	6	5	1	0.0	0.0	1	0	0	0	0	0	0	0	0	0	0
Dec 16	@ NYG	S	2	1	1	0.0	0.0	2	0	0	0	0	0	0	0	0	0	0
Dec 22	Was	S	5	3	2	0.0	0.0	1	0	0	0	0	0	0	0	0	0	0
Dec 30	Ind	S	2	2	0	0.0	0.0	0	0	0	0	0	0	1	0	0	0	0
2018 Totals:		13 / 12	37	25	12	0.5	5.5	11	0	0	0	0	0	3	0	1	0	0

## BRIAN ORAKPO (OLB)

Date	Opp	GP / GS	TACKLES . . .							INTERCEPTIONS . . .					FUMBLES . . .			
			Tot	Solo	Asst	Sk	Yds	QBP	TFL	No	Yds	Lg	TD	PD	FF	FR	Yds	SpT
Sept 9	@ Mia	S	3	1	2	0.0	0.0	0	1	0	0	0	0	0	0	0	0	0
Sept 16	Hou	S	1	1	0	0.0	0.0	2	0	0	0	0	0	0	0	0	0	0
Sept 23	@ Jax	S	2	2	0	0.0	0.0	0	0	0	0	0	0	1	0	1	0	0
Sept 30	Phi	S	5	3	2	0.0	0.0	0	0	0	0	0	0	0	1	0	0	0
Oct 7	@ Buf	S	6	5	1	0.0	0.0	0	1	0	0	0	0	0	0	0	0	0
Oct 14	Bal	S	7	3	4	0.0	0.0	3	0	0	0	0	0	0	0	0	0	0
Oct 21	@ LAC	S	1	1	0	0.0	0.0	2	0	0	0	0	0	0	0	0	0	0
Nov 5	@ Dal	S	2	1	1	1.0	2.0	3	0	0	0	0	0	1	0	0	0	0
Nov 11	NE	S	4	3	1	0.0	0.0	1	1	0	0	0	0	0	0	0	0	0
Nov 18	@ Ind	S	1	0	1	0.0	0.0	1	0	0	0	0	0	0	0	0	0	0
Nov 26	@ Hou	S	6	3	3	0.5	4.0	0	0	0	0	0	0	0	0	0	0	0
Dec 2	NYJ	S	0	0	0	0.0	0.0	1	0	0	0	0	0	1	0	0	0	0
Dec 6	Jax	S	2	1	1	0.0	0.0	2	0	0	0	0	0	0	0	0	0	0
Dec 16	@ NYG		INACTIVE															
Dec 22	Was		INACTIVE															
Dec 30	Ind		INACTIVE															
2018 Totals:		13 / 13	40	24	16	1.5	6.0	15	3	0	0	0	0	3	1	1	0	0

## LOGAN RYAN (CB)

Date	Opp	GP / GS	TACKLES . . .							INTERCEPTIONS . . .					FUMBLES . . .			
			Tot	Solo	Asst	Sk	Yds	QBP	TFL	No	Yds	Lg	TD	PD	FF	FR	Yds	SpT
Sept 9	@ Mia	S	7	4	3	0.0	0.0	0	0	0	0	0	0	0	0	0	0	0
Sept 16	Hou	S	7	4	3	1.0	7.0	0	0	0	0	0	0	0	0	0	0	0
Sept 23	@ Jax	S	9	4	5	0.0	0.0	0	0	0	0	0	0	0	0	0	0	0
Sept 30	Phi	S	2	2	0	0.0	0.0	0	0	0	0	0	0	1	0	0	0	0
Oct 7	@ Buf	S	5	4	1	0.0	0.0	0	1	0	0	0	0	0	0	0	0	0
Oct 14	Bal	S	7	4	3	0.0	0.0	0	0	0	0	0	0	1	0	0	0	0
Oct 21	@ LAC	S	6	5	1	0.0	0.0	0	0	0	0	0	0	2	0	0	0	0
Nov 5	@ Dal	S	5	5	0	0.0	0.0	1	0	0	0	0	0	0	0	0	0	0
Nov 11	NE	S	7	5	2	1.0	7.0	0	0	0	0	0	0	1	0	0	0	0
Nov 18	@ Ind	S	3	2	1	0.0	0.0	0	0	0	0	0	0	0	0	0	0	0
Nov 26	@ Hou	S	9	3	6	0.0	0.0	0	0	0	0	0	0	0	0	0	0	0
Dec 2	NYJ	S	6	4	2	0.0	0.0	0	0	0	0	0	0	1	0	0	0	0
Dec 6	Jax	S	9	6	3	1.0	14.0	0	0	0	0	0	0	0	0	0	0	0
Dec 16	@ NYG	S	3	2	1	1.0	4.0	0	0	0	0	0	0	2	0	0	0	0
Dec 22	Was		INJURED RESERVED															
Dec 30	Ind		INJURED RESERVED															
2018 Totals:		14 / 14	85	54	31	4.0	32.0	1	1	0	0	0	0	8	0	0	0	0

# 2018 TENNESSEE TITANS INDIVIDUAL GAME-BY-GAME DEFENSIVE STATISTICS

## LESHAUN SIMS (CB)

Date	Opp	GP / GS	TACKLES ...							INTERCEPTIONS ...					FUMBLES ...			SpT
			Tot	Solo	Asst	Sk	Yds	QBP	TFL	No	Yds	Lg	TD	PD	FF	FR	Yds	
Sept 9	@ Mia	p	1	1	0	0.0	0.0	0	0	0	0	0	0	0	0	0	0	
Sept 16	Hou	p	0	0	0	0.0	0.0	0	0	0	0	0	0	0	0	0	1	
Sept 23	@ Jax	p	1	1	0	0.0	0.0	0	0	0	0	0	0	0	0	0	1	
Sept 30	Phi	p	0	0	0	0.0	0.0	0	0	0	0	0	0	0	0	0	0	
Oct 7	@ Buf	p	0	0	0	0.0	0.0	0	0	0	0	0	0	0	0	0	1	
Oct 14	Bal	p	0	0	0	0.0	0.0	0	0	0	0	0	0	0	0	0	0	
Oct 21	@ LAC	p	0	0	0	0.0	0.0	0	0	0	0	0	0	0	0	0	0	
Nov 5	@ Dal	p	0	0	0	0.0	0.0	0	0	0	0	0	0	0	0	0	1	
Nov 11	NE	p	0	0	0	0.0	0.0	0	0	0	0	0	0	0	0	0	1	
Nov 18	@ Ind	p	0	0	0	0.0	0.0	0	0	0	0	0	0	0	0	0	0	
Nov 26	@ Hou	p	5	3	2	0.0	0.0	0	0	0	0	0	0	0	0	0	0	
Dec 2	NYJ	p	1	1	0	0.0	0.0	0	0	0	0	0	0	0	0	0	1	
Dec 6	Jax	p	1	1	0	0.0	0.0	0	0	0	0	0	0	0	0	0	0	
Dec 16	@ NYG	p	2	2	0	0.0	0.0	0	0	0	0	0	0	0	0	0	0	
Dec 22	Was	S	6	3	3	0.0	0.0	1	1	0	0	0	0	0	0	0	0	
Dec 30	Ind	S	4	3	1	0.0	0.0	0	0	0	0	0	0	0	0	0	0	
2018 Totals:			16	/	2	21	15	6	0.0	0.0	1	1	0	0	0	0	6	

## ROBERT SPILLANE (LB)

			TACKLES...							INTERCEPTIONS...					FUMBLES...				
Date	Opp	GP / GS	Tot	Solo	Asst	Sk	Yds	QBP	TFL	No	Yds	Lg	TD	PD	FF	FR	Yds	SpT	
Oct 14	Bal	p	0	0	0	0.0	0.0	0	0	0	0	0	0	0	0	0	0	0	
Oct 21	@ LAC	p	0	0	0	0.0	0.0	0	0	0	0	0	0	0	0	0	0	0	
2018 Totals:		2 / 0	0	0	0	0.0	0.0	0	0	0	0	0	0	0	0	0	0	0	

## BRYNDEN TRAWICK (S)

			TACKLES ...							INTERCEPTIONS ...					FUMBLES ...				
Date	Opp	GP / GS	Tot	Solo	Asst	Sk	Yds	QBP	TFL	No	Yds	Lg	TD	PD	FF	FR	Yds	SpT	
Sept 9	@ Mia	p	0	0	0	0.0	0.0	0	0	0	0	0	0	0	0	0	0	0	
Sept 16	Hou	p	0	0	0	0.0	0.0	0	0	0	0	0	0	0	0	0	0	1	
Sept 23	@ Jax	p	0	0	0	0.0	0.0	0	0	0	0	0	0	0	0	0	0	0	
Sept 30	Phi	p	0	0	0	0.0	0.0	0	0	0	0	0	0	0	0	0	0	0	
Oct 7	@ Buf	p	0	0	0	0.0	0.0	1	0	0	0	0	0	0	0	0	0	0	
Oct 14	Bal	p	0	0	0	0.0	0.0	0	0	0	0	0	0	0	0	0	0	2	
Oct 21	@ LAC	p	0	0	0	0.0	0.0	0	0	0	0	0	0	0	0	0	0	1	
Nov 5	@ Dal	p	0	0	0	0.0	0.0	0	0	0	0	0	0	0	0	0	0	0	
Nov 11	NE	p	0	0	0	0.0	0.0	0	0	0	0	0	0	0	0	0	0	1	
Nov 18	@ Ind	p	0	0	0	0.0	0.0	0	0	0	0	0	0	0	0	0	0	2	
Nov 26	@ Hou	p	0	0	0	0.0	0.0	0	0	0	0	0	0	0	0	0	0	0	
Dec 2	NYJ	p	0	0	0	0.0	0.0	0	0	0	0	0	0	0	0	0	0	0	
Dec 6	Jax	p	0	0	0	0.0	0.0	0	0	0	0	0	0	0	0	0	0	2	
Dec 16	@ NYG	p	0	0	0	0.0	0.0	0	0	0	0	0	0	0	0	0	0	0	
Dec 22	Was	p	0	0	0	0.0	0.0	0	0	0	0	0	0	0	0	0	0	0	
Dec 30	Ind	p	0	0	0	0.0	0.0	0	0	0	0	0	0	0	0	0	0	0	
2018 Totals:			16	/	0	0	0	0.0	0.0	1	0	0	0	0	0	0	0	9	

## KENNY VACCARO (S)

			TACKLES ...							INTERCEPTIONS...					FUMBLES...				
Date	Opp	GP / GS	Tot	Solo	Asst	Sk	Yds	QBP	TFL	No	Yds	Lg	TD	PD	FF	FR	Yds	SpT	
Sept 9	@ Mia	S	5	4	1	0.0	0.0	0	0	1	0	0	0	1	0	0	0	0	
Sept 16	Hou	S	9	6	3	0.0	0.0	0	0	0	0	0	0	0	0	0	0	0	
Sept 23	@ Jax	S	6	4	2	1.0	2.0	0	0	0	0	0	0	0	0	0	0	0	
Sept 30	Phi	S	2	0	2	0.0	0.0	1	0	0	0	0	0	0	0	0	0	0	
Oct 7	@ Buf		INACTIVE																
Oct 14	Bal		INACTIVE																
Oct 21	@ LAC		INACTIVE																
Nov 5	@ Dal	S	8	4	4	0.0	0.0	0	1	0	0	0	0	0	0	0	0	0	
Nov 11	NE	S	6	3	3	0.0	0.0	0	1	0	0	0	0	0	0	0	0	0	
Nov 18	@ Ind	S	7	5	2	0.0	0.0	0	1	0	0	0	0	0	0	0	0	0	
Nov 26	@ Hou	S	8	5	3	1.0	0.0	0	0	0	0	0	0	0	0	0	0	0	
Dec 2	NYJ	S	2	1	1	0.0	0.0	1	0	0	0	0	0	1	0	0	0	0	
Dec 6	Jax	S	5	4	1	0.0	0.0	0	1	0	0	0	0	2	0	0	0	0	
Dec 16	@ NYG	S	1	1	0	0.0	0.0	0	0	0	0	0	0	0	0	0	0	0	
Dec 22	Was	S	2	1	1	0.0	0.0	1	0	0	0	0	0	0	0	0	0	0	
Dec 30	Ind	S	9	7	2	0.0	0.0	0	0	0	0	0	0	1	0	0	0	0	
2018 Totals:			13	/	13	70	45	25	2.0	2.0	3	4	1	0	0	0	0	0	



# 2018 TENNESSEE TITANS INDIVIDUAL GAME-BY-GAME DEFENSIVE STATISTICS

## AARON WALLACE (OLB)

			TACKLES . . .							INTERCEPTIONS . . .					FUMBLES . . .			
Date	Opp	GP / GS	Tot	Solo	Asst	Sk	Yds	QBP	TFL	No	Yds	Lg	TD	PD	FF	FR	Yds	SpT
Sept 9	@ Mia	p	1	0	1	0.0	0.0	0	0	0	0	0	0	0	0	0	0	1
Sept 16	Hou		INACTIVE															
Sept 23	@ Jax		NOT ON ROSTER															
Sept 30	Phi		NOT ON ROSTER															
2018 Totals:			1	0	1	0.0	0.0	0	0	0	0	0	0	0	0	0	0	1

## WESLEY WOODYARD (LB)

			TACKLES . . .							INTERCEPTIONS . . .					FUMBLES . . .			
Date	Opp	GP / GS	Tot	Solo	Asst	Sk	Yds	QBP	TFL	No	Yds	Lg	TD	PD	FF	FR	Yds	SpT
Sept 9	@ Mia	S	12	8	4	0.0	0.0	0	1	0	0	0	0	0	0	0	0	0
Sept 16	Hou	S	10	5	5	0.0	0.0	1	0	0	0	0	0	0	0	0	0	1
Sept 23	@ Jax	S	13	10	3	1.0	4.0	1	2	0	0	0	0	1	0	0	0	0
Sept 30	Phi	S	0	0	0	0.0	0.0	0	0	0	0	0	0	0	0	0	0	0
Oct 7	@ Buf		INACTIVE															
Oct 14	Bal		INACTIVE															
Oct 21	@ LAC	S	5	3	2	0.0	0.0	1	0	0	0	0	0	0	0	0	0	0
Nov 5	@ Dal	S	10	8	2	1.0	0.0	1	1	0	0	0	0	0	0	1	0	0
Nov 11	NE	S	12	11	1	1.5	13.5	5	1	0	0	0	0	0	0	0	0	0
Nov 18	@ Ind	S	10	8	2	0.0	0.0	0	0	0	0	0	0	0	0	0	0	0
Nov 26	@ Hou	S	8	5	3	0.0	0.0	0	0	0	0	0	0	0	0	0	0	0
Dec 2	NYJ	S	7	1	6	0.0	0.0	0	0	0	0	0	0	0	0	0	0	0
Dec 6	Jax	S	8	4	4	0.0	0.0	1	0	0	0	0	0	0	0	0	0	0
Dec 16	@ NYG	S	5	4	1	0.0	0.0	0	0	0	0	0	0	1	0	0	0	0
Dec 22	Was	S	10	8	2	1.0	12.0	2	1	0	0	0	0	0	0	0	0	0
Dec 30	Ind	S	14	10	4	0.0	0.0	0	1	0	0	0	0	0	0	0	0	0
2018 Totals:			14	85	39	4.5	29.5	12	7	0	0	0	0	2	0	1	0	1

# 2018 TENNESSEE TITANS GAME-BY-GAME FIELD GOALS AND SCORING BY QUARTER

		TITANS							OPPONENTS						
Date	Opp	1ST	2ND	3RD	4TH	OT	TOTAL	TITANS FIELD GOALS	1ST	2ND	3RD	4TH	OT	TOTAL	OPPONENTS FG
Sept 9	@ Mia	3	0	0	17	0	20	R. Succop (47) (53)	0	7	3	17	0	27	J. Sanders (27) (30)
Sept 16	Hou	14	0	0	6	0	20	R. Succop (42) (31)	0	7	3	7	0	17	K. Fairbairn 54SH (34)
Sept 23	@ Jax	3	0	3	3	0	9	R. Succop (39) 48WR (36) (28)	0	3	0	3	0	6	J. Lambo (46) (38)
Sept 30	Phi	3	0	7	10	6	26	R. Succop (42) (33)	0	10	7	3	3	23	J. Elliot (27) (30) (37)
Oct 7	@ Buf	3	3	0	6	0	12	R. Succop (25) (54) (39) (50)	7	0	3	3	0	13	S. Hauschka (40) (46)
Oct 14	Bal	0	0	0	0	0	0	None	7	7	7	0	0	21	None
Oct 21	@ LAC	3	3	7	6	0	19	R. Succop (28) (33) 51WL	10	0	7	3	0	20	M. Badgley (29) (28)
Nov 5	@ Dal	0	14	7	7	0	28	R. Succop 28LU	7	7	0	0	0	14	B. Maher 38WR
Nov 11	NE	17	7	3	7	0	34	R. Succop (33) (31)	3	7	0	0	0	10	S. Gostkowski (52) 52WL
Nov 18	@ Ind	0	3	0	7	0	10	R. Succop (42)	7	17	7	7	0	38	A. Vinatieri (22)
Nov 26	@ Hou	10	0	7	0	0	17	R. Succop (31)	7	17	3	7	0	34	K. Fairbairn (43) (47)
Dec 2	NYJ	0	6	7	13	0	26	R. Succop (24) (33)	10	6	6	0	0	22	J. Myers (54) (34) (43) (39) (39)
Dec 6	Jax	7	9	14	0	0	30	R. Succop (33)	2	0	7	0	0	9	None
Dec 16	@ NYG	7	0	7	3	0	17	R. Succop 48WL (22)	0	0	0	0	0	0	None
Dec 22	Was	6	3	0	16	0	25	R. Succop (42) (33)	3	7	3	3	0	16	D. Hopkins (50) (40) (46)
Dec 30	Ind	0	10	7	0	0	17	R. Succop (38)	7	10	7	9	0	33	A. Vinatieri (53) (25)
2018 Totals:		76	58	69	101	6	310		70	105	63	62	3	303	

## 2018 TENNESSEE TITANS GAME-BY-GAME SCORING

### Game 1: Titans at Dolphins, Sept. 9, 2018

Team	Qtr	Time	Play Description (Drive Plays-Yards, Time)	Titans	Dolphins
Titans	1	10:18	R. Succop 47 yd. Field Goal (9-37, 4:42)	3	0
Dolphins	2	11:21	K. Stills 10 yd. pass from R. Tannehill (J. Sanders kick) (12-98, 5:21)	3	7
Dolphins	3	4:05	J. Sanders 27 yd. Field Goal (6-19, 2:37)	3	10
Titans	4	14:17	D. Lewis 4 yd. run (R. Succop kick) (9-75, 4:48)	10	10
Dolphins	4	14:04	J. Grant 102 yd. kickoff return (J. Sanders kick) (0-0, 0:13)	10	17
Dolphins	4	10:22	K. Stills 75 yd. pass from R. Tannehill (J. Sanders kick) (4-89, 1:17)	10	24
Titans	4	10:11	D. Jennings 94 yd. kickoff return (R. Succop kick) (0-0, 0:11)	17	24
Dolphins	4	3:49	J. Sanders 30 yd. Field Goal (4-0, 2:15)	17	27
Titans	4	0:11	R. Succop 53 yd. Field Goal (6-45, 0:56)	20	27

### Game 2: Titans vs. Texans, Sept. 16, 2018

Team	Qtr	Time	Play Description (Drive Plays-Yards, Time)	Texans	Titans
Titans	1	9:51	D. Cruikshank 66 yd. pass from K. Byard (R. Succop kick) (5-84, 2:14)	0	7
Titans	1	0:35	T. Taylor 18 yd. pass B. Gabbert (R. Succop kick) (9-56, 4:35)	0	7
Texans	2	0:58	D. Hopkins 28 yd. pass form D. Watson (K. Fairbairn kick) (5-70, 2:30)	7	14
Texans	3	2:39	K. Fairbairn 34 yd. Field Goal (9-36, 4:00)	10	14
Texans	4	13:25	W. Fuller 39 yd. pass from D. Watson (K. Fairbairn kick) (K. Fairbairn kick) (5-70, 1:43)	17	14
Titans	4	9:43	R. Succop 42 yd. Field Goal (8-51, 3:42)	17	17
Titans	4	1:00	R. Succop 31 yd. Field Goal (12-62, 5:41)	17	20

### Game 3: Titans at Jaguars, Sept. 23, 2018

Team	Qtr	Time	Play Description (Drive Plays-Yards, Time)	Titans	Jaguars
Titans	1	4:59	R. Succop 39 yd. Field Goal (9-27, 4:11)	3	0
Jaguars	2	8:54	J. Lambo 46 yd. Field Goal (11-34, 5:23)	3	3
Titans	3	10:01	R. Succop 36 yd. Field Goal (9-57, 4:59)	6	3
Jaguars	4	10:48	J. Lambo 38 yd. Field Goal (13-68, 6:39)	6	6
Titans	4	4:06	R. Succop 28 yd. Field Goal (12-56, 6:42)	9	6

### Game 4: Titans vs. Eagles, Sept. 30, 2018

Team	Qtr	Time	Play Description (Drive Plays-Yards, Time)	Eagles	Titans
Titans	1	11:22	R. Succop 42 yd. Field Goal (8-51, 3:38)	0	3
Eagles	2	4:04	J. Matthews 56 yd. pass from C. Wentz (J. Elliot kick) (8-97, 4:52)	7	3
Eagles	2	0:00	J. Elliot 27 yd. Field Goal (4-8, 0:26)	10	3
Eagles	3	7:36	A. Jeffrey 16 yd. pass from C. Wentz (J. Elliot kick) (12-75, 7:24)	17	3
Titans	3	2:51	M. Mariota 2 yd. run (R. Succop kick) (8-75, 4:45)	17	10
Titans	4	9:18	R. Succop 33 yd. Field Goal (8-20, 4:45)	17	13
Titans	4	5:01	T. Sharpe 11 yd. pass form M. Mariota (R. Succop kick) (5-75, 2:54)	17	20
Eagles	4	0:16	J. Elliot 30 yd. Field Goal (6-27, 1:25)	20	20
Eagles	5	6:19	J. Elliot 37 yd. Field Goal (9-56, 3:41)	23	20
Titans	5	0:05	C. Davis 10 yd. pass from M. Mariota (16-75, 6:14)	23	26

### Game 5: Titans at Bills, Oct. 7, 2018

Team	Qtr	Time	Play Description (Drive Plays-Yards, Time)	Titans	Bills
Bills	1	9:03	J. Allen 14 yd. run (S. Hauschka kick) (11-47, 5:26)	0	7
Titans	1	1:35	R. Succop 25 yd. Field Goal (7-18, 3:27)	3	7
Titans	2	0:00	R. Succop 54 yd. Field Goal (11-52, 5:03)	6	7
Bills	3	1:59	S. Hauschka 40 yd. Field Goal (7-27, 3:47)	6	10
Titans	4	10:30	R. Succop 39 yd. Field Goal (14-54, 6:29)	9	10
Titans	4	4:43	R. Succop 50 yd. Field Goal (7-22, 3:08)	12	10
Bills	4	0:00	S. Hauschka 46 yd. Field Goal (11-47, 4:43)	12	13

### Game 6: Titans vs. Ravens, Oct. 14, 2018

Team	Qtr	Time	Play Description (Drive Plays-Yards, Time)	Ravens	Titans
Ravens	1	1:27	M. Crabtree 4 yd. pass from J. Flacco (J. Tucker kick) (17-94, 9:09)	7	0
Ravens	2	11:56	A. Collins 13 yd. run (J. Tucker kick) (7-52, 2:53)	14	0
Ravens	3	7:40	A. Collins 2 yd. run (J. Tucker kick) (12-78, 7:20)	21	0

### Game 7: Titans at Chargers, Oct. 21, 2018

Team	Qtr	Time	Play Description (Drive Plays-Yards, Time)	Titans	Chargers
Titans	1	9:44	R. Succop 28 yd. Field Goal (11-55, 5:16)	3	0
Chargers	1	9:35	Ty. Williams 75 yd. pass from P. Rivers (M. Badgley kick) (1-75, 0:09)	3	7
Chargers	1	1:48	M. Badgley 29 yd. Field Goal (10-67, 5:07)	3	10
Titans	2	12:51	R. Succop 33 yd. Field Goal (8-50, 3:57)	6	10
Chargers	3	13:46	M. Williams 55 yd. pass from P. Rivers (M. Badgley kick) (3-75, 1:14)	6	17
Titans	3	9:43	D. Henry 1 yd. run (R. Succop kick) (7-42, 4:03)	13	17
Chargers	4	12:29	M. Badgley 28 yd. Field Goal (14-56, 6:27)	13	20
Titans	4	0:31	L. Stocker 1 yd. pass from M. Mariota (pass failed) (12-89, 4:24)	19	20



## 2018 TENNESSEE TITANS GAME-BY-GAME SCORING

### Game 8: Titans at Cowboys, Nov. 5, 2018

Team	Qtr	Time	Play Description (Drive Plays-Yards, Time)	Titans	Cowboys
Cowboys	1	6:12	A. Cooper 4 yd. pass from D. Prescott (B. Maher kick) (4-15, 1:56)	0	7
Titans	2	9:35	D. Henry 1 yd. run (R. Succop kick) (15-80, 8:55)	7	7
Titans	2	4:11	D. Lewis 18 yd. pass from M. Mariota (R. Succop kick) (7-69, 3:38)	14	7
Cowboys	2	0:39	A. Hurns 23 yd. pass from D. Prescott (B. Maher kick) (10-78, 3:32)	14	14
Titans	3	5:44	J. Smith 7 yd. pass from M. Mariota (R. Succop kick) (7-40, 3:18)	21	14
Titans	4	4:38	M. Mariota 9 yd. run (R. Succop kick) (8-64, 4:08)	28	14

### Game 9: Titans vs. Patriots, Nov. 11, 2018

Team	Qtr	Time	Play Description (Drive Plays-Yards, Time)	Patriots	Titans
Titans	1	11:29	J. Smith 4 yd. pass from M. Mariota (R. Succop kick) (7-40, 3:31)	0	7
Patriots	1	9:19	S. Gostkowski 52 yd. Field Goal (7-41, 2:10)	3	7
Titans	1	5:58	C. Davis 23 yd. pass from M. Mariota (R. Succop kick) (9-78, 3:21)	3	14
Titans	1	2:35	R. Succop 33 yd. Field Goal (5-34, 1:36)	3	17
Patriots	2	12:49	J. Develin 1 yd. run (S. Gostkowski kick) (10-75, 4:46)	10	17
Titans	2	1:09	D. Henry 1 yd. run (R. Succop kick) (8-37, 4:51)	10	24
Titans	3	4:15	R. Succop 31 yd. Field Goal (10-78, 4:51)	10	27
Titans	4	7:13	D. Henry 10 yd. run (R. Succop kick) (6-58, 3:35)	10	34

### Game 10: Titans at Colts, Nov. 18, 2018

Team	Qtr	Time	Play Description (Drive Plays-Yards, Time)	Titans	Colts
Colts	1	1:15	M. Mack 1 yd. run (A. Vinatieri kick) (7-33, 3:36)	0	7
Colts	2	10:59	A. Vinatieri 22 yd. Field Goal (8-54, 2:54)	0	10
Colts	2	7:26	T. Hilton 68 yd. pass from A. Luck (A. Vinatieri kick) (4-87, 1:35)	0	17
Colts	2	2:29	J. Wilkins 18 yd. run (A. Vinatieri kick) (5-85, 2:54)	0	24
Titans	2	0:00	R. Succop 42 yd. Field Goal (11-51, 2:29)	3	24
Colts	3	7:24	T. Hilton 14 yd. pass from A. Luck (A. Vinatieri kick) (3-21, 0:54)	3	31
Colts	4	12:12	D. Inman 7 yd. pass from A. Luck (A. Vinatieri kick) (13-85, 7:33)	3	38
Titans	4	1:49	T. Sharpe 1 yd. pass from B. Gabbert (R. Succop kick) (12-94, 6:11)	10	38

### Game 11: Titans at Texans, Nov. 26, 2018

Team	Qtr	Time	Play Description (Drive Plays-Yards, Time)	Titans	Texans
Titans	1	11:47	R. Succop 31 yd. Field Goal (6-62, 3:13)	3	0
Titans	1	9:21	J. Smith 61 yd. pass from M. Mariota (R. Succop kick) (2-69, 0:47)	10	0
Texans	1	5:21	De. Thomas 12 yd. pass from D. Watson (K. Fairbairn kick) (7-62, 4:00)	10	7
Texans	2	14:53	D. Watson 15 yd. run (K. Fairbairn kick) (5-60, 1:58)	10	14
Texans	2	9:22	L. Miller 91 yd. run (K. Fairbairn kick) (1-97, 0:14)	10	21
Texans	2	0:00	K. Fairbairn 43 yd. Field Goal (5-37, 0:45)	10	24
Texans	3	8:53	K. Fairbairn 47 yd. Field Goal (11-46, 6:07)	10	27
Titans	3	0:13	C. Davis 48 yd. pass from M. Mariota (R. Succop Kick) (3-51, 1:47)	17	27
Texans	4	8:15	De. Thomas 10 yd. pass from D. Watson (K. Fairbairn kick) (7-60, 3:24)	17	34

### Game 12: Titans vs. Jets, Dec. 2, 2018

Team	Qtr	Time	Play Description (Drive Plays-Yards, Time)	Jets	Titans
Jets	1	9:35	J. Myers 54 yd. Field Goal (8-25, 3:43)	3	0
Jets	1	7:59	T. Johnson 31 yd. interception return (J. Myers kick)	10	0
Jets	2	11:41	J. Myers 34 yd. Field Goal (14-59, 6:51)	16	0
Jets	2	2:51	J. Meyers 43 yd. Field Goal (4-7, 2:11)	16	0
Titans	2	0:57	A. Firsler 12 yd. pass from M. Mariota (kick blocked) (6-68, 1:54)	16	6
Jets	3	10:39	J. Myers 39 yd. Field Goal (6-39, 2:28)	19	6
Titans	3	7:44	D. Henry 1 yd. run (R. Succop kick) (6-75, 2:55)	19	13
Jets	3	0:26	J. Myers 39 yd. Field Goal (15-55, 7:18)	22	13
Titans	4	9:29	R. Succop 24 yd. Field Goal (8-58, 4:08)	22	16
Titans	4	5:39	R. Succop 33 yd. Field Goal (5-50, 1:43)	22	19
Titans	4	0:36	C. Davis 11 yd. pass from M. Mariota (R. Succop kick) (6-86, 1:10)	22	26

### Game 13: Titans vs. Jaguars, Dec. 6, 2018

Team	Qtr	Time	Play Description (Drive Plays-Yards, Time)	Jaguars	Titans
Titans	1	9:30	D. Henry 3 yd. run (R. Succop kick) (10-73, 5:30)	0	7
Jaguars	1	0:45	C. Batson tackled in end zone by L. Jacobs for a Safety	2	7
Titans	2	7:07	D. Henry 99 yd. run (kick failed, hlu) (1-99, 0:18)	2	13
Titans	2	0:05	R. Succop 33 yd. Field Goal (8-50, 1:12)	2	16
Titans	3	7:19	D. Henry 16 yd. run (R. Succop kick) (10-68, 5:36)	2	23
Titans	3	5:30	D. Henry 54 yd. run (R. Succop kick) (1-54, 0:11)	2	30
Jaguars	3	1:49	D. Westbrook 7 yd. pass from C. Kessler (J. Lambokick) (11-67, 3:41)	9	30

# 2018 TENNESSEE TITANS GAME-BY-GAME SCORING

## Game 14: Titans at Giants, Dec. 16, 2018

Team	Qtr	Time	Play Description (Drive Plays-Yards, Time)	Titans	Giants
Titans	1	2:43	D. Henry 1 yd. run (R. Succop kick) (15-75, 7:45)	7	0
Titans	3	2:20	D. Henry 1 yd. run (R. Succop kick) (5-14, 2:47)	14	0
Titans	4	5:06	R. Succop 22 yd. Field Goal (11-49, 7:03)	17	0

## Game 15: Titans vs. Redskins, Dec. 22, 2018

Team	Qtr	Time	Play Description (Drive Plays-Yards, Time)	Redskins	Titans
Redskins	1	12:09	D. Hopkins 50 yd. Field Goal (7-40, 2:51)	3	0
Titans	1	5:37	D. Henry 1 yd. run (kick failed, wl) (11-69, 6:32)	3	6
Redskins	2	4:28	M. Floyd 7 yd. pass from J. Johnson (D. Hopkins kick) (17-93, 10:58)	10	6
Titans	2	0:00	R. Succop 42 yd. Field Goal (13-51, 4:28)	10	9
Redskins	3	4:57	D. Hopkins 40 yd. Field Goal (11-64, 5:18)	13	9
Titans	4	14:55	R. Succop 33 yd. Field Goal (10-60, 5:02)	13	12
Redskins	4	8:09	D. Hopkins 46 yd. Field Goal (12-47, 6:46)	16	12
Titans	4	4:30	M. Pruitt 2 yd. pass from B. Gabbert (R. Succop kick) (7-75, 3:39)	16	19
Titans	4	0:00	M. Butler 56 yd. interception return	16	25

## Game 16: Titans vs. Colts, Dec. 30, 2018

Team	Qtr	Time	Play Description (Drive Plays-Yards, Time)	Colts	Titans
Colts	1	6:39	D. Inman 11 yd. pass from A. Luck (A. Vinatieri kick) (12-92, 6:46)	7	0
Colts	2	9:26	E. Ebron 9 yd. pass from A. Luck (A. Vinatieri kick) (16-90, 9:58)	14	0
Titans	2	6:35	J. Brown 22 yd. interception return (R. Succop kick)	14	7
Colts	2	0:39	A. Vinatieri 53 yd. Field Goal (7-60, 1:46)	17	7
Titans	2	0:00	R. Succop 38 yd. Field Goal (7-55, 0:39)	17	10
Colts	3	10:46	R. Hewitt 1 yd. pass from A. Luck (A. Vinatieri kick) (7-68, 4:14)	24	10
Titans	3	1:47	L. Stocker 22 yd. pass from B. Gabbert (R. Succop kick) (2-55, 0:36)	24	17
Colts	4	3:55	A. Vinatieri 25 yd. Field Goal (9-31, 5:10)	27	17
Colts	4	2:24	M. Mack 8 yd. run (kick failed, wr) (1-8, 0:04)	33	17

# TITANS-DOLPHINS: GAME SUMMARY



**Titans 20, Dolphins 27**  
**Week 1 • Sunday, Sept. 9, 2018 • 1 p.m. ET • Hard Rock Stadium**



## GAME RECAP

In Week 1 of the 2018 season, Tennessee traveled to Miami to take on the Dolphins in Head Coach **Mike Vrabel's** Titans debut, and lost by a score of 27-20 in the longest game since the 1970 AFL/NFL merger.

On the Titans' opening possession, QB **Marcus Mariota** led the offense on a nine-play, 37-yard scoring drive. He completed first down passes to TE **Delanie Walker** and WR **Corey Davis**, as the drive culminated in a 47-yard field goal by K **Ryan Succop** and a 3-0 Tennessee lead.

After forcing the Dolphins to punt on their opening possession, the Tennessee offense took the field again. Davis, WR **Tajae Sharpe** and TE **Luke Stocker** all caught first down receptions, while Mariota added a rushing first down. The Titans went for the fourth down conversion at the goal line as Mariota connected on a one-yard pass to Davis, but fell short of the endzone and turned the ball over to Miami.

The Dolphins responded with a 12-play, 98-yard scoring drive. Dolphins QB **Ryan Tannehill** completed first down passes to Dolphins WRs **Albert Wilson** and **Jakeem Grant**, and Dolphins RB **Frank Gore** and Wilson each rushed for first downs. Ultimately, Tannehill hit Dolphins WR **Kenny Stills** for a 10-yard touchdown and a 7-3 Miami lead. Later in the second quarter, the game endured the first of two lightning delays, with the first lasting one hour and 57 minutes.

In the third quarter, Mariota exited the game for two snaps due to an elbow injury. He returned to play and on his first pass attempt threw an interception to Dolphins S **Reshad Jones**. However, on the ensuing Miami drive, the Titans defense forced a turnover as CB **Malcolm Butler** picked off Tannehill in the endzone and returned it 34 yards. The game was then suspended two hours and two minutes due to lightning.

On the first snap of resumed play, Mariota attempted a pass but was intercepted by Dolphins LB **Kiko Alonso**. Miami capitalized on the turnover and added a 27-yard field goal to extend their lead, 10-3.

With QB **Blaine Gabbert** controlling the offense in the fourth quarter, the Titans put together a nine-play, 75-yard scoring drive which resulted in a 10-10 tie game as RB

**Dion Lewis** rushed for a four-yard score. However, on the following kickoff, Grant scored on a 102-yard return to give Miami the lead back, 17-10.

Miami extended their lead to 24-10 on their following drive, as Tannehill connected with Stills for a 75-yard touchdown. However, Tennessee responded right back as WR **Darius Jennings** took a kickoff 94 yards for a score. The Titans lessened Miami's lead, 24-17.

Both Tennessee and Miami added one field goal each in the fourth quarter, as the Titans were unable to construct a comeback, and fell in the season opener to the Dolphins by a final score of 27-20.

## SCORING

	1	2	3	4	Final
Tennessee	3	0	0	17	20
Miami	0	7	3	17	27

TEAM	SCORING PLAY	TIME
Titans	R.Succop 47 yd. Field Goal	1-10:18
Dolphins	K.Stills 10 yd. pass from R.Tannehill (J.Sanders kick)	2-11:21
Dolphins	J.Sanders 27 yd. Field Goal	3-4:05
Titans	D.Lewis 4 yd. run (R.Succop kick)	4-14:17
Dolphins	J.Grant 102 yd. kickoff return (J.Sanders kick)	4-14:04
Dolphins	K.Stills 75 yd. pass from R.Tannehill (J.Sanders kick)	4-10:22
Titans	D.Jennings 94 yd. kickoff return (R.Succop kick)	4-10:11
Dolphins	J.Sanders 30 yd. Field Goal	4-3:49
Titans	R.Succop 53 yd. Field Goal	4-0:11

**Missed FGs:** None. **Attendance:** 65,184. **Time of Game:** 7:08

**Weather:** 89° F, wind WSW 7 mph

**Referee:** Jerome Boger



## TEAM STATISTICS

	Titans	Dolphins
TOTAL FIRST DOWNS	19	18
THIRD DOWN EFFICIENCY	6-14-43%	2-10-20%
FOURTH DOWN EFFICIENCY	0-2-0%	0-1-0%
TOTAL NET YARDS	336	342
Plays - Avg.	67-5.0	58-5.9
NET YARDS RUSHING	116	120
Rushes - Avg.	29-4.0	29-4.1
NET YARDS PASSING	220	222
Sacks - Yards Lost	0-0	1-8
PASS ATT-COMP-INT	38-20-3	28-20-2
PUNTS - Avg.	4-44.8	4-53.8
PUNT RETURNS - Yards	2-44	2-1
KICKOFF RETURNS - Yards	2-121	2-125
Interceptions - Yards	2-34	3-81
PENALTIES Number and Yards	5-48	7-51
FUMBLES - Lost	0-0	0-0
TOUCHDOWNS	2	3
EXTRA POINTS Made-Attempts	2-2	3-3
Kicking Made-Attempts	2-2	3-3
FIELD GOALS Made-Attempts	2-2	2-2
RED ZONE EFFICIENCY	1-2-50%	1-5-20%
GOAL TO GO EFFICIENCY	1-2-50%	1-2-50%
SAFETIES	0	0
GIVEAWAYS	3	2
TAKEAWAYS	2	3

## TITANS STARTERS

### OFFENSE

WR 19	T.Sharpe
TE 82	D.Walker
LT 77	T.Lewan
LG 67	Q.Spain
C 60	B.Jones
RG 64	J.Kline
RT 71	D.Kelly
TE 81	J.Smith
WR 84	C.Davis
QB 8	M.Mariota
RB 22	D.Henry

### DEFENSE

DE 90	D.Jones
NT 94	A.Johnson
DT 99	J.Casey
OLB 44	K.Correa
ILB 59	W.Woodyard
ILB 51	W.Compton
OLB 98	B.Orakpo
CB 26	L.Ryan
SS 24	K.Vaccaro
FS 31	K.Byard
CB 21	M.Butler

## DOLPHINS STARTERS

### OFFENSE

RB 21	F.Gore
LT 78	L.Tunsil
LG 71	J.Sitton
C 67	D.Kilgore
RG 77	J.Davis
RT 70	J.James
TE 86	M.Gesicki
QB 17	R.Tannehill
RB 32	K.Drake
WR 80	D.Amendola
WR 10	K.Stills

### DEFENSE

DE 91	C.Wake
DT 56	D.Godchaux
DT 93	A.Spence
DE 94	R.Quinn
LB 47	K.Alonso
LB 52	R.McMillan
LB 55	J.Baker
CB 25	X.Howard
CB 28	B.McCain
S 20	R.Jones
S 22	T.McDonald

## TITANS INDIVIDUAL STATISTICS

Rushing	Att	Yds	Avg	Lg	TD
D.Lewis	16	75	4.7	26	1
D.Henry	10	26	2.6	5	0
M.Mariota	3	15	5.0	7	0
<b>Total</b>	<b>29</b>	<b>116</b>	<b>4.0</b>	<b>26</b>	<b>1</b>

Passing	Att	Cmp	Yds	TD	Lg	IN	Rt
B.Gabbert	22	11	117	0	18	1	47.0
M.Mariota	16	9	103	0	31	2	36.2
<b>Total</b>	<b>38</b>	<b>20</b>	<b>220</b>	<b>0</b>	<b>31</b>	<b>3</b>	<b>37.2</b>

Receiving	No	Yds	Avg	Lg	TD
C.Davis	6	62	10.3	18	0
D.Lewis	5	35	7.0	13	0
D.Walker	4	52	13.0	16	0
L.Stocker	2	37	18.5	31	0
T.Sharpe	1	17	17.0	17	0
J.Smith	1	12	12.0	12	0
D.Henry	1	5	5.0	5	0
<b>Total</b>	<b>20</b>	<b>220</b>	<b>11.0</b>	<b>31</b>	<b>0</b>

Interceptions	No	Yds	Avg	Lg	TD
M. Butler	1	34	34.0	34	0
K. Vaccaro	1	0	0.0	0	0
<b>Total</b>	<b>2</b>	<b>34</b>	<b>17.0</b>	<b>34</b>	<b>0</b>

## Leading Tacklers (Coaching Totals)

W. Woodyard 12-8-4; L. Ryan 7-4-3; J. Brown 6-5-1; J. Casey 6-3-3.

**Sacks:** K. Correa 1. **FF:** None. **FR:** None.

## DOLPHINS INDIVIDUAL STATISTICS

Rushing	Att	Yds	Avg	Lg	TD
F.Gore	9	61	6.8	21	0
K.Drake	14	48	3.4	16	0
A.Wilson	2	7	3.5	5	0
R.Tannehill	4	4	1.0	4	0
<b>Total</b>	<b>29</b>	<b>120</b>	<b>4.1</b>	<b>21</b>	<b>0</b>

Passing	Att	Cmp	Yds	TD	Lg	IN	Rt
R.Tannehill	28	20	230	2	75	2	89.9
<b>Total</b>	<b>28</b>	<b>20</b>	<b>230</b>	<b>2</b>	<b>75</b>	<b>2</b>	<b>89.9</b>

Receiving	No	Yds	Avg	Lg	TD
J.Grant	5	38	7.6	13	0
K.Stills	4	106	26.5	75	2
D.Amendola	4	26	6.5	8	0
A.Wilson	3	31	10.3	21	0
K.Drake	3	18	6.0	10	0
M.Gesicki	1	11	11.0	11	0
<b>Total</b>	<b>20</b>	<b>230</b>	<b>11.5</b>	<b>75</b>	<b>2</b>

Interceptions	No	Yds	Avg	Lg	TD
R. Jones	2	80	40.0	54	0
K. Alonso	1	1	1.0	1	0
<b>Total</b>	<b>3</b>	<b>81</b>	<b>27.0</b>	<b>54</b>	<b>0</b>

## Leading Tacklers (Press Box Totals)

T. McDonald 7-6-1; R. Jones 7-4-3.

**Sacks:** None. **FF:** None. **FR:** None.



# TITANS-TEXANS: GAME SUMMARY



## Titans 20, Texans 17 Week 2 • Sunday, Sept. 16, 2018 • 12 p.m. CT • Nissan Stadium



### GAME RECAP

In Week 2 of the 2018 season the Titans faced the Houston Texans in the two-toned blue's home opener, and won the first game for Mike Vrabel by a score of 20-17.

On Houston's first possession, DT **Jurrell Casey** sacked Texans QB **Deshaun Watson** for his 40th career sack. Casey became 10th player in franchise history to reach this milestone, while also forcing Houston to punt.

On the Titans' opening drive, Texans defensive end **J.J. Watt** incurred a neutral zone infraction which gave the Titans a first-and-five. RB **Derrick Henry** rushed for five yards and a first down. On fourth down, with Tennessee in punt formation, LS **Beau Brinkley** snapped the ball directly to S **Kevin Byard**, who proceeded to throw a 66-yard touchdown pass to DB **Dane Cruikshank**. Byard's 66-yard touchdown toss to Cruikshank was the longest by a defensive player in the Super Bowl era, and got Tennessee on the board first with a score of 7-0.

Houston took the field on the following drive, but dug themselves into a third-and-27 hole with help by CB **Logan Ryan**'s seven-yard sack of Watson. Houston attempted a 54-yard field goal, but missed.

As the Tennessee offense stepped back onto the field, Offensive Coordinator **Matt LaFleur** dipped into his creativity. With Henry in the wildcat formation, and QB **Blaine Gabbert** split out wide, Henry amassed 17 yards on the ground good for two first downs, and pitched the ball once to WR **Taywan Taylor** for a gain of eight. Gabbert stepped back under center and connected with Taylor for an 18-yard touchdown and a 14-0 Titans lead. With Houston driving on their ensuing possession, Watson connected with Texans TE **Ryan Griffin** for a 19-yard first down and WR **Bruce Ellington** for a 17-yard catch. With Texans WR **DeAndre Hopkins** as the intended receiver, Watson aired the ball out only to have CB **Adoree' Jackson** intercept the pass for his first career pick.

With 58 seconds remaining in the first half, Watson hit Hopkins for a 28-yard touchdown to cut Tennessee's lead heading into halftime, 14-7.

In the third quarter, with the Texans driving and in the red zone, Casey recorded his second sack of the day on third down. Houston was forced to settle for a field goal as

Texans K **Ka'imi Fairbairn** converted a 34-yard attempt, 14-10 Titans.

Houston took a 17-14 lead, their first of the contest, in the fourth quarter as Watson threw his second touchdown pass, a 39-yarder to Texans **Will Fuller V**. On the following Tennessee possession, the Titans tied the score 17-17 on a 42-yard field goal by K Ryan Succop.

On the Titans' final drive of the fourth quarter, with the score still tied, the team took possession with 6:41 remaining in regulation. Gabbert constructed a 12-play, 62-yard scoring drive that consumed 5:41 off of the clock. Succop tacked on another field goal to put the Titans ahead 20-17. With only one minute left to play, Houston was unable to score. Tennessee got its first win of the 2018 season and won the home opener by a score of 20-17.

### SCORING

	1	2	3	4	Final
Houston	0	7	3	7	17
Tennessee	14	0	0	6	20

TEAM	SCORING PLAY	TIME
Titans	D.Cruikshank 66 yd. pass from K.Byard (R.Succop kick)	1-9:51
Titans	T.Taylor 18 yd. pass from B.Gabbert (R.Succop kick)	1-0:35
Texans	D.Hopkins 28 yd. pass from D.Watson (K.Fairbairn kick)	2-0:58
Texans	K.Fairbairn 34 yd. Field Goal	3-2:39
Texans	W.Fuller 39 yd. pass from D.Watson (K.Fairbairn kick)	4-13:25
Titans	R.Succop 42 yd. Field Goal	4-9:43
Titans	R.Succop 31 yd. Field Goal	4-1:00

**Missed FGs:** K. Fairbairn 54SH. **Attendance:** 62,372. **Time of Game:** 2:57

**Weather:** 81° F, wind NE 12 mph

**Referee:** Peter Morelli



### TEAM STATISTICS

	Texans	Titans
TOTAL FIRST DOWNS	21	15
THIRD DOWN EFFICIENCY	5-11-45%	5-15-33%
FOURTH DOWN EFFICIENCY	0-0-0%	2-2-100%
TOTAL NET YARDS	437	283
Plays - Avg.	62-7.0	57-5.0
NET YARDS RUSHING	148	100
Rushes - Avg.	26-5.7	34-2.9
NET YARDS PASSING	289	183
Sacks - Yards Lost	4-21	1-8
PASS ATT-COMP-INT	32-22-1	22-15-0
PUNTS - Avg.	4-41.0	5-52.2
PUNT RETURNS - Yards	4-25	1-2
KICKOFF RETURNS - Yards	0-0	0-0
Interceptions - Yards	0-0	1-0
PENALTIES Number and Yards	11-88	8-70
FUMBLES - Lost	2-0	1-0
TOUCHDOWNS	2	2
EXTRA POINTS Made-Attempts	2-2	2-2
FIELD GOALS Made-Attempts	1-2	2-2
RED ZONE EFFICIENCY	0-1-0%	1-2-50%
GOAL TO GO EFFICIENCY	0-1-0%	0-0-0%
SAFETIES	0	0
GIVEAWAYS	1	0
TAKEAWAYS	0	1
TIME OF POSSESSION	29:38	30:22

### TEXANS STARTERS

#### OFFENSE

WR 10	D.Hopkins	DE 99	J.Watt
LT 75	M.Rankin	DE 98	D.Reader
LG 64	S.Kelemete	NT 92	B.Dunn
C 66	N.Martin	SAM 59	W.Mercilus
RG 73	Z.Fulton	MIKE 55	B.McKinney
RT 70	J.Davenport	WILL 41	Z.Cunningham
TE 84	R.Griffin	JACK 57	B.Scarlett
TE 83	J.Thomas	CB 24	J.Joseph
WR 15	W.Fuller	CB 25	K.Jackson
QB 4	D.Watson	S 32	T.Mathieu
RB 26	L.Miller	S 20	J.Reid

#### DEFENSE

### TITANS STARTERS

#### OFFENSE

WR 19	T.Sharpe	DE 90	D.Jones
TE 88	L.Stocker	DT 99	J.Casey
LT 66	K.Pamphile	OLB 91	D.Morgan
LG 67	Q.Spain	ILB 59	W.Woodyard
C 60	B.Jones	ILB 51	W.Compton
RG 64	J.Kline	OLB 98	B.Orakpo
RT 69	T.Marz	CB 26	L.Ryan
TE 81	J.Smith	SS 24	K.Vaccaro
WR 84	C.Davis	FS 31	K.Byard
RB 22	D.Henry	CB 21	M.Butler
QB 7	B.Gabbert	CB 25	A.Jackson

#### DEFENSE

### TEXANS INDIVIDUAL STATISTICS

Rushing	Att	Yds	Avg	Lg	TD
L.Miller	14	68	4.9	18	0
D.Watson	5	44	8.8	15	0
A.Blue	7	36	5.1	8	0
<b>Total</b>	<b>26</b>	<b>148</b>	<b>5.7</b>	<b>18</b>	<b>0</b>

Passing	Att	Cmp	Yds	TD	Lg	IN	Rt
D. Watson	32	22	310	2	39	1107.6	
<b>Total</b>	<b>32</b>	<b>22</b>	<b>310</b>	<b>2</b>	<b>39</b>	<b>1107.6</b>	

Receiving	No	Yds	Avg	Lg	TD
W.Fuller	8	113	14.1	39	1
D.Hopkins	6	110	18.3	31	1
B.Ellington	3	45	15.0	23	0
J.Akins	2	21	10.5	13	0
L.Miller	2	2	1.0	4	0
R.Griffin	1	19	19.0	19	0
<b>Total</b>	<b>22</b>	<b>310</b>	<b>14.1</b>	<b>39</b>	<b>2</b>

Interceptions	No	Yds	Avg	Lg	TD
None					
<b>Total</b>	<b>0</b>	<b>0</b>	<b>-</b>	<b>-</b>	<b>0</b>

### Leading Tacklers (Press Box Totals)

Z. Cunningham 8-6-2; J. Watt 6-4-2; K. Jackson 6-3-3.

**Sacks:** D. Ejirofor 1. **FF:** J. Watt 1. **FR:** None.

### TITANS INDIVIDUAL STATISTICS

Rushing	Att	Yds	Avg	Lg	TD
D.Henry	18	56	3.1	9	0
D.Lewis	14	42	3.0	13	0
B.Gabbert	2	2	1.0	1	0
<b>Total</b>	<b>34</b>	<b>100</b>	<b>2.9</b>	<b>13</b>	<b>0</b>

Passing	Att	Cmp	Yds	TD	Lg	IN	Rt
B.Gabbert	20	13	117	1	18	0	97.3
K.Byard	1	1	66	1	66	0	158.3
D.Henry	1	1	8	0	8	0	0100.0
<b>Total</b>	<b>22</b>	<b>15</b>	<b>191</b>	<b>2</b>	<b>66</b>	<b>0</b>	<b>125.4</b>

Receiving	No	Yds	Avg	Lg	TD
C.Davis	5	55	11.0	18	0
T.Taylor	3	32	10.7	18	1
L.Stocker	2	15	7.5	11	0
R.Matthews	2	8	4.0	4	0
D.Cruikshank	1	66	66.0	66	1
T.Sharpe	1	14	14.0	14	0
D.Lewis	1	1	1.0	1	0
<b>Total</b>	<b>15</b>	<b>191</b>	<b>12.7</b>	<b>66</b>	<b>2</b>

Interceptions	No	Yds	Avg	Lg	TD
A. Jackson	1	0	0.0	0	0
<b>Total</b>	<b>1</b>	<b>0</b>	<b>0.0</b>	<b>0</b>	<b>0</b>

### Leading Tacklers (Coaching Totals)

W. Woodyard 10-5-5; K. Vaccaro 9-6-3; A. Jackson 8-8-0.

**Sacks:** J. Casey 2; K. Correa 1, L. Ryan 1. **FF:** J. Casey 1. **FR:** None.

# TITANS-JAGUARS: GAME SUMMARY



**Titans 9, Jaguars 6**  
**Week 3 • Sunday, Sept. 23, 2018 • 1 p.m. ET • TIAA Bank Field**



## GAME RECAP

In Week 3 of the 2018 season, Tennessee traveled to Jacksonville to face the AFC South rival Jaguars and won by a score of 9-6.

The Titans defense forced Jacksonville to punt on every possession the Jaguars had in the first quarter. On Tennessee's second possession, with QB Blaine Gabbert in control of the offense, the Titans strung together a nine-play, 27-yard scoring drive that culminated in K Ryan Succop converting a 39-yard field goal attempt for a 3-0 Titans lead. However, on the scoring drive, Gabbert was knocked out of the game with a concussion. QB Marcus Mariota, who didn't start due to an elbow injury, entered the game in relief.

In the second quarter, Jaguars RB T.J. Yeldon carried for a first down, and Jaguars QB Blake Bortles connected with Jaguars WR Dede Westbrook and Jaguars TE Austin Seferian-Jenkins for first downs, en route to Jacksonville's 11-play scoring drive. Jaguars K Josh Lambo converted a 46-yard field goal attempt and tied the game 3-3.

On the Titans' opening drive of the second half, WR Tajae Sharpe rushed for a 16-yard gain and a first down, and Mariota hit WR Corey Davis for 22 yards and a first down, as well as WR Taywan Taylor for six yards and a first down. Tennessee went into Wildcat formation for the second consecutive week as RB Derrick Henry took a direct snap for a five-yard gain, but ultimately the Titans settled for a field goal. Succop converted a 36-yard attempt as the Titans retook the lead, 6-3.

In the fourth quarter, Jacksonville tied the game again as Lambo converted a 38-yard kick for a 6-6 score. The Titans then responded on the ensuing drive with another field goal, taking a 9-6 lead.

With the Tennessee offense playing aggressively in the fourth quarter while also protecting a three-point lead, the Titans were able to seal a road win at Jacksonville and begin the season 2-0 in the AFC South.

## SCORING

	1	2	3	4	Final
Tennessee	3	0	3	3	9
Jacksonville	0	3	0	3	6

TEAM	SCORING PLAY	TIME
Titans	R.Succop 39 yd. Field Goal	1-4:59
Jaguars	J.Lambo 46 yd. Field Goal	2-8:54
Titans	R.Succop 36 yd. Field Goal	3-10:01
Jaguars	J.Lambo 38 yd. Field Goal	4-10:48
Titans	R.Succop 28 yd. Field Goal	4-4:06

**Missed FGs:** R. Succop 48WR.

**Attendance:** 64,015.

**Time of Game:** 2:56

**Weather:** 89° F, wind E 10 mph

**Referee:** Shawn Smith



## TEAM STATISTICS

	Titans	Jaguars
TOTAL FIRST DOWNS	15	12
THIRD DOWN EFFICIENCY	5-15-33%	5-14-36%
FOURTH DOWN EFFICIENCY	0-0-0%	0-1-0%
TOTAL NET YARDS	233	232
Plays - Avg.	59-3.9	56-4.1
NET YARDS RUSHING	150	87
Rushes - Avg.	35-4.3	19-4.6
NET YARDS PASSING	83	145
Sacks - Yards Lost	3-25	3-10
PASS ATT-COMP-INT	21-13-0	34-21-0
PUNTS - Avg.	6-46.7	6-45.5
PUNT RETURNS - Yards	4-26	2-11
KICKOFF RETURNS - Yards	0-0	1-25
Interceptions - Yards	0-0	0-0
PENALTIES Number and Yards	4-30	8-75
FUMBLES - Lost	0-0	2-1
TOUCHDOWNS	0	0
EXTRA POINTS Made-Attempts	0-0	0-0
FIELD GOALS Made-Attempts	3-4	2-2
RED ZONE EFFICIENCY	0-2-0%	0-0-0%
GOAL TO GO EFFICIENCY	0-0-0%	0-0-0%
SAFETIES	0	0
GIVEAWAYS	0	1
TAKEAWAYS	1	0
TIME OF POSSESSION	32:47	27:13

## TITANS STARTERS

OFFENSE		DEFENSE	
WR 19	T.Sharpe	DE 90	D.Jones
TE 88	L.Stocker	NT 94	A.Johnson
LT 77	T.Lewan	DT 99	J.Casey
LG 67	Q.Spain	OLB 91	D.Morgan
C 60	B.Jones	ILB 59	W.Woodyard
RG 64	J.Kline	ILB 54	R.Evans
RT 66	K.Pamphile	OLB 98	B.Orakpo
TE 81	J.Smith	CB 26	L.Ryan
WR 84	C.Davis	SS 24	K.Vaccaro
QB 7	B.Gabbert	FS 31	K.Byard
RB 22	D.Henry	CB 21	M.Butler

## JAGUARS STARTERS

OFFENSE		DEFENSE	
WR 84	K.Cole	RDE 91	Y.Ngakoué
LT 72	J.Wells	NT 99	M.Dareus
LG 68	A.Norwell	LDT 97	M.Jackson
C 65	B.Linder	LDE 93	C.Campbell
RG 64	C.Reed	WLB 50	Tel.Smith
RT 78	J.Parnell	MLB 44	M.Jack
TE 88	A.Seferian-Jenkins	S 36	R.Harrison
WR 10	D.Moncrief	RCB 20	J.Ramsey
QB 5	B.Bortles	FS 39	T.Gipson
TE 80	J.O'Shaughnessy	SS 42	B.Church
RB 30	C.Grant	LCB 21	A.Bouye

## TITANS INDIVIDUAL STATISTICS

Rushing	Att	Yds	Avg	Lg	TD
D.Henry	18	57	3.2	14	0
M.Mariota	7	51	7.3	15	0
D.Lewis	9	26	2.9	9	0
T.Sharpe	1	16	16.0	16	0
<b>Total</b>	<b>35</b>	<b>150</b>	<b>4.3</b>	<b>16</b>	<b>0</b>

Passing	Att	Cmp	Yds	TD	Lg	IN	Rt
M.Mariota	18	12	100	0	22	0	80.8
B.Gabbert	3	1	8	0	8	0	42.4
<b>Total</b>	<b>21</b>	<b>13</b>	<b>108</b>	<b>0</b>	<b>22</b>	<b>0</b>	<b>75.1</b>

Receiving	No	Yds	Avg	Lg	TD
T.Taylor	4	30	7.5	9	0
D.Lewis	3	14	4.7	7	0
C.Davis	2	34	17.0	22	0
L.Stocker	1	11	11.0	11	0
J.Smith	1	9	9.0	9	0
D.Jennings	1	7	7.0	7	0
R.Matthews	1	3	3.0	3	0
<b>Total</b>	<b>13</b>	<b>108</b>	<b>8.3</b>	<b>22</b>	<b>0</b>

Interceptions	No	Yds	Avg	Lg	TD
None					
<b>Total</b>	<b>0</b>	<b>0</b>	<b>-</b>	<b>-</b>	<b>0</b>

## Leading Tacklers (Coaching Totals)

W. Woodyard 13-10-3; L. Ryan 9-4-5.

**Sacks:** J. Casey 1; K. Vaccaro 1; W. Woodyard 1.

**FF:** J. Casey 1.

**FR:** B. Orakpo 1.

## JAGUARS INDIVIDUAL STATISTICS

Rushing	Att	Yds	Avg	Lg	TD
T.Yeldon	7	44	6.3	13	0
B.Bortles	5	27	5.4	8	0
C.Grant	6	11	1.8	3	0
B.Wilds	1	5	5.0	5	0
<b>Total</b>	<b>19</b>	<b>87</b>	<b>4.6</b>	<b>13</b>	<b>0</b>

Passing	Att	Cmp	Yds	TD	Lg	IN	Rt
B.Bortles	34	21	155	0	19	0	72.5
<b>Total</b>	<b>34</b>	<b>21</b>	<b>155</b>	<b>0</b>	<b>19</b>	<b>0</b>	<b>72.5</b>

Receiving	No	Yds	Avg	Lg	TD
T.Yeldon	6	46	7.7	13	0
K.Cole	5	40	8.0	11	0
D.Westbrook	3	31	10.3	15	0
A.Seferian-Jenkins	3	18	6.0	7	0
D.Moncrief	2	16	8.0	13	0
T.Bohanon	1	5	5.0	5	0
C.Grant	1	-1	-1.0	-1	0
<b>Total</b>	<b>21</b>	<b>155</b>	<b>7.4</b>	<b>15</b>	<b>0</b>

Interceptions	No	Yds	Avg	Lg	TD
None					
<b>Total</b>	<b>0</b>	<b>0</b>	<b>-</b>	<b>-</b>	<b>0</b>

## Leading Tacklers (Press Box Totals)

T. Smith 8-8-0; T. Gipson 6-6-0; M. Dareus 6-4-2.

**Sacks:** C. Campbell 2; T. Smith 1.

**FF:** None.

**FR:** None.

# TITANS-EAGLES: GAME SUMMARY



## Titans 26, Eagles 23 OT Week 4 • Sunday, Sept. 30, 2018 • 12 p.m. CT • Nissan Stadium



### GAME RECAP

In Week 4 of the 2018 season, the Titans hosted the defending Super Bowl champion Philadelphia Eagles and won in overtime by a score of 26-23.

QB **Marcus Mariota**, making his first start since Week 1, guided the Titans to a scoring drive on Tennessee's opening possession. Mariota connected with RB **Derrick Henry** for 13 yards and a first down, and WR **Corey Davis** for 28 yards and a first down, as the Titans ultimately kicked a 42-yard field goal to take an early 3-0 lead. The Titans defense forced Philadelphia to punt on both first quarter possessions.

In the second quarter, the Eagles put together an eight-play, 97-yard scoring drive. Eagles QB **Carson Wentz** connected with Eagles TE **Zach Ertz** for three first downs, and Eagles RB **Jay Ajayi** rushed for a first down, before Wentz connected with Eagles WR **Jordan Matthews** for a 56-yard score. Philadelphia took a 7-3 lead.

Late in the second quarter, Mariota threw an interception to Eagles CB **Avonte Maddox**, who picked off the ball and returned it 23 yards. Philadelphia capitalized on the turnover, as Eagles K **Jake Elliott** converted a 27-yard field goal for a 10-3 Philadelphia lead heading into halftime.

On the Eagles' opening drive of the second half, Wentz connected with Ertz and Eagles WR **Alshon Jeffery** for first downs, en route to Philadelphia's 12-play, 75-yard scoring drive. Ultimately, Wentz connected with Jeffery for a 16-yard touchdown and extended the Eagles' lead to 17-3. The Titans offense took the field and immediately responded with their own scoring drive. Mariota connected with Davis and WR **Tajae Sharpe** for first downs, but Mariota made the contest a one-possession game as he rushed in a two-yard touchdown. Tennessee closed in on Philadelphia's lead, 17-10.

In the fourth quarter with the Eagles driving at midfield, OLB **Harold Landry III** strip sacked Wentz and the ball was recovered by OLB **Derrick Morgan**. Tennessee took advantage of the turnover, as the Titans tacked on another field goal and inched closer, 17-13. On the Titans' following possession, Mariota connected with Davis for a 51-yard reception to flip field position. Mariota was then able to hit Sharpe for an 11-yard touchdown, as Tennessee scored 17 consecutive points and took a 20-17 lead.

However, with 21 seconds remaining in regulation, Philadelphia was able to enter the red zone and kick a game-tying field goal, to send the contest to overtime knotted at 20-20.

On the Eagles' first overtime possession, Wentz marched the offense down the field on a nine-play, 56-yard drive that resulted in a go-ahead field goal, 23-20. The Tennessee offense took the field needing to score, and converted three fourth downs en route to a 16-play, 75-yard scoring drive. Mariota threw a 19-yard strike to WR **Taywan Taylor** on fourth-and-15, and a 17-yard pass to RB **Dion Lewis** on fourth-and-two, before he found Davis in the endzone for a 10-yard touchdown pass and a 26-23 Titans walk-off victory.

### SCORING

	1	2	3	4	OT	Final
Philadelphia	0	10	7	3	3	23
Tennessee	3	0	7	10	6	26

TEAM	SCORING PLAY	TIME
Titans	R.Succop 42 yd. Field Goal	1-11:22
Eagles	J.Matthews 56 yd. pass from C.Wentz (J.Elliott kick)	2-4:04
Eagles	J.Elliott 27 yd. Field Goal	2-0:00
Eagles	A.Jeffery 16 yd. pass from C.Wentz (J.Elliott kick)	3-7:36
Titans	M.Mariota 2 yd. run (R.Succop kick)	3-2:51
Titans	R.Succop 33 yd. Field Goal	4-9:18
Titans	T.Sharpe 11 yd. pass from M.Mariota (R.Succop kick)	4-5:01
Eagles	J.Elliott 30 yd. Field Goal	4-0:16
Eagles	J.Elliott 37 yd. Field Goal	5-6:19
Titans	C.Davis 10 yd. pass from M.Mariota	5-0:05

Missed FGs: None. Attendance: 69,013.

Time of Game: 3:36. Weather: 80° F, wind NW 4 mph.

Referee: Shawn Hochuli.



### TEAM STATISTICS

	Eagles	Titans
TOTAL FIRST DOWNS	25	22
THIRD DOWN EFFICIENCY	5-15-33%	5-16-31%
FOURTH DOWN EFFICIENCY	0-0-0%	3-3-100%
TOTAL NET YARDS	432	397
Plays - Avg.	76-5.7	68-5.8
NET YARDS RUSHING	117	70
Rushes - Avg.	22-5.3	22-3.2
NET YARDS PASSING	315	327
Sacks - Yards Lost	4-33	3-17
PASS ATT-COMP-INT	50-33-0	43-30-1
PUNTS - Avg.	6-51.3	5-50.8
PUNT RETURNS - Yards	2-42	2-8
KICKOFF RETURNS - Yards	0-0	0-0
Interceptions - Yards	1-23	0-0
PENALTIES Number and Yards	8-77	4-30
FUMBLES - Lost	3-1	1-0
TOUCHDOWNS	2	3
EXTRA POINTS Made-Attempts	2-2	2-2
FIELD GOALS Made-Attempts	3-3	2-2
RED ZONE EFFICIENCY	1-4-25%	3-4-75%
GOAL TO GO EFFICIENCY	1-1-100%	3-3-100%
SAFETIES	0	0
GIVEAWAYS	1	1
TAKEAWAYS	1	1
TIME OF POSSESSION	34:25	35:30

### EAGLES STARTERS

#### OFFENSE

WR 17	A.Jeffery
LT 71	J.Peters
LG 61	S.Wisniewski
C 62	J.Kelce
RG 79	B.Brooks
RT 65	L.Johnson
TE 86	Z.Ertz
WR 13	N.Agholor
TE 88	D.Goedert
RB 26	J.Ajayi
QB 11	C.Wentz

#### DEFENSE

DE 96	D.Barnett
DT 94	H.Ngata
DT 91	F.Cox
DE 55	B.Graham
OLB 54	K.Grugier-Hill
MLB 58	J.Hicks
OLB 53	N.Bradham
CB 31	J.Mills
CB 21	R.Darby
S 27	M.Jenkins
S 24	C.Graham

### TITANS STARTERS

#### OFFENSE

WR 13	T.Taylor
TE 88	L.Stocker
LT 77	T.Lewan
LG 67	Q.Spain
C 60	B.Jones
RG 64	J.Kline
RT 78	J.Conklin
TE 81	J.Smith
WR 84	C.Davis
QB 8	M.Mariota
RB 22	D.Henry

#### DEFENSE

DE 90	D.Jones
DT 99	J.Casey
OLB 91	D.Morgan
ILB 59	W.Woodyard
ILB 55	J.Brown
OLB 98	B.Orakpo
CB 26	L.Ryan
SS 24	K.Vaccaro
FS 31	K.Byard
CB 21	M.Butler
CB 25	A.Jackson

### EAGLES INDIVIDUAL STATISTICS

Rushing	Att	Yds	Avg	Lg	TD
J.Ajayi	15	70	4.7	15	0
W.Smallwood	5	39	7.8	15	0
C.Wentz	2	8	4.0	6	0
<b>Total</b>	<b>22</b>	<b>117</b>	<b>5.3</b>	<b>15</b>	<b>0</b>

Passing	Att	Cmp	Yds	TD	Lg	IN	Rt
C.Wentz	50	33	348	2	56	0	99.4
<b>Total</b>	<b>50</b>	<b>33</b>	<b>348</b>	<b>2</b>	<b>56</b>	<b>0</b>	<b>99.4</b>

Receiving	No	Yds	Avg	Lg	TD
Z.Ertz	10	112	11.2	24	0
A.Jeffery	8	105	13.1	31	1
N.Agholor	5	22	4.4	10	0
W.Smallwood	3	15	5.0	11	0
J.Ajayi	3	11	3.7	12	0
D.Goedert	2	13	6.5	10	0
J.Matthews	1	56	56.0	56	1
K.Aiken	1	14	14.0	14	0
<b>Total</b>	<b>33</b>	<b>348</b>	<b>10.5</b>	<b>56</b>	<b>2</b>

Interceptions	No	Yds	Avg	Lg	TD
A. Maddox	1	23	23.0	23	0
<b>Total</b>	<b>1</b>	<b>23</b>	<b>23.0</b>	<b>23</b>	<b>0</b>

### Leading Tacklers (Press Box Totals)

C. Graham 9-8-1; R. Darby 8-8-0; J. Hicks 7-6-1.

Sacks: H. Ngata 1; D. Barnett 1; M. Bennett 1.

FF: None.

FR: None.

### TITANS INDIVIDUAL STATISTICS

Rushing	Att	Yds	Avg	Lg	TD
M.Mariota	10	46	4.6	17	1
D.Henry	8	24	3.0	14	0
D.Lewis	4	0	0.0	2	0
<b>Total</b>	<b>22</b>	<b>70</b>	<b>3.2</b>	<b>17</b>	<b>1</b>

Passing	Att	Cmp	Yds	TD	Lg	IN	Rt
M.Mariota	43	30	344	2	51	1	99.4
<b>Total</b>	<b>43</b>	<b>30</b>	<b>344</b>	<b>2</b>	<b>51</b>	<b>1</b>	<b>99.4</b>

Receiving	No	Yds	Avg	Lg	TD
C.Davis	9	161	17.9	51	1
D.Lewis	9	66	7.3	17	0
T.Taylor	7	77	11.0	19	0
T.Sharpe	2	27	13.5	16	1
D.Henry	2	7	3.5	13	0
D.Jennings	1	6	6.0	6	0
<b>Total</b>	<b>30</b>	<b>344</b>	<b>11.5</b>	<b>51</b>	<b>2</b>

Interceptions	No	Yds	Avg	Lg	TD
None	0	0	-	-	0
<b>Total</b>	<b>0</b>	<b>0</b>	<b>-</b>	<b>-</b>	<b>0</b>

### Leading Tacklers (Coaching Totals)

J. Brown 11-9-2; K. Byard 10-7-3; M. Butler 7-7-0.

Sacks: M. Butler 1; J. Brown 1; H. Landry 1, S. Finch 1.

FF: M. Butler 1; H. Landry 1; B. Orakpo 1.

FR: D. Morgan 1.



# TITANS-BILLS: GAME SUMMARY



## Titans 12, Bills 13 Week 5 • Sunday, Oct. 7, 2018 • 1 p.m. ET • New Era Field



### GAME RECAP

In Week 5 of the 2018 season, the Titans traveled Buffalo to take on the Bills and lost by a score of 13-12.

On the Titans opening drive, **QB Marcus Mariota** connected with WR **Tajae Sharpe** for a 13-yard first down. On the next snap, Mariota hit WR **Taywan Taylor** for a five-yard gain, but Taylor fumbled the ball, as Bills LB **Matt Milano** recovered it and gave Buffalo possession at the Tennessee 47-yard line.

Buffalo capitalized on the turnover, as Bills QB **Josh Allen** led his team on an 11-play, 47-yard scoring drive that culminated in a 14-yard rushing score by Allen. Buffalo took an early 7-0 lead.

Later in the first quarter, the Titans took over on the Buffalo 25-yard line. RB **Dion Lewis** contributed 12 all-purpose yards and one first down, but the Titans settled for a 25-yard field goal by K **Ryan Succop** to get on the board, 7-3.

In the second quarter, with Buffalo's field goal unit on the field on fourth down, the ball was snapped to Bills P **Corey Bojorquez**. However, instead of Buffalo trying for a field goal, Bojorquez stood up and threw an incomplete pass as he was taken down by S **Brynden Trawick**. The Tennessee offense took the field and tacked on another field goal, as Succop tied his career-long with a 54-yarder. The Titans made it a one-point game heading into the half, trailing 7-6.

In the third quarter, Mariota connected with WR **Corey Davis** for 23 yards and a first down. On the next play, Lewis rushed for one yard but then lost control of the ball and fumbled it. Bills DE **Shaq Lawson** forced the fumble, and the ball was recovered by Bills S **Jordan Poyer**. Buffalo capitalized on another Titans turnover as the Bills extended their lead with another field goal, 10-6.

On the following possession, Mariota led the Titans on a 14-play, 54-yard scoring drive with two first down completions to Sharpe, one to Davis, and a first down carry by Mariota. The Titans again settled for a field goal as Succop converted a 39-yard attempt, and cut Buffalo's lead 10-9.

In the fourth quarter, with Buffalo driving, Allen threw an interception to CB **Adoree'**

**Jackson**. The Titans took over on their own 46-yard line but were kept out of the red zone. Tennessee took their first lead of the contest as Succop's fourth field goal of the day put the Titans up, 12-10.

However, Buffalo then took over with 4:43 remaining in the game. Bills RBs **LeSean McCoy** and **Chris Ivory** accounted for 43 all-purpose yards on the drive, as Bills K **Stephen Hauschka** kicked a game-winning 46-yard field goal as time expired to give Buffalo a 13-12 victory.

### SCORING


	1	2	3	4	Final
Tennessee	3	3	0	6	12
Buffalo	7	0	3	3	13

TEAM	SCORING PLAY	TIME
Bills	J.Allen 14 yd. run (S.Hauschka kick)	1-9:03
Titans	R.Succop 25 yd. Field Goal	1-1:35
Titans	R.Succop 54 yd. Field Goal	2-0:00
Bills	S.Hauschka 40 yd. Field Goal	3-1:59
Titans	R.Succop 39 yd. Field Goal	4-10:30
Titans	R.Succop 50 yd. Field Goal	4-4:43
Bills	S.Hauschka 46 yd. Field Goal	4-0:00

Missed FGs: None. Attendance: 68,202.

Time of Game: 2:46. Weather: 62° F, wind NE 8 mph.

Referee: Tony Corrente.



### TEAM STATISTICS

	Titans	Bills
TOTAL FIRST DOWNS	15	18
THIRD DOWN EFFICIENCY	6-12-50%	4-13-31%
FOURTH DOWN EFFICIENCY	0-0-0%	2-3-67%
TOTAL NET YARDS	221	223
Plays - Avg	53-4.2	64-3.5
NET YARDS RUSHING	100	144
Rushes - Avg.	25-4.0	43-3.3
NET YARDS PASSING	121	79
Sacks - Yards Lost	2-8	1-3
PASS ATT-COMP-INT	26-14-1	20-10-1
PUNTS - Avg.	2-53.0	4-43.8
PUNT RETURNS - Yards	2-39	1-8
KICKOFF RETURNS - Yards	1-33	1-27
Interceptions - Yards	1-7	1-2
PENALTIES Number and Yards	5-40	4-30
FUMBLES - Lost	3-2	0-0
TOUCHDOWNS	0	1
EXTRA POINTS Made-Attempts	0-0	1-1
FIELD GOALS Made-Attempts	4-4	2-2
RED ZONE EFFICIENCY	0-1-0%	1-3-33%
GOAL TO GO EFFICIENCY	0-0-0%	0-0-0%
SAFETIES	0	0
GIVEAWAYS	3	1
TAKEAWAYS	1	3
TIME OF POSSESSION	26:11	33:49

### TITANS STARTERS

#### OFFENSE

WR 19	T.Sharpe
TE 81	J.Smith
LT 77	T.Lewan
LG 67	Q.Spain
C 60	B.Jones
RG 64	J.Kline
RT 78	J.Conklin
TE 88	L.Stocker
WR 84	C.Davis
QB 8	M.Mariota
RB 22	D.Henry

#### DEFENSE

DE 90	D.Jones
NT 94	A.Johnson
DT 99	J.Casey
OLB 91	D.Morgan
ILB 54	R.Evans
ILB 55	J.Brown
OLB 98	B.Orakpo
CB 26	L.Ryan
SS 28	K.Lewis
FS 31	K.Byard
CB 21	M.Butler

### BILLS STARTERS

#### OFFENSE

WR 13	K.Benjamin
LT 73	D.Dawkins
LG 62	V.Ducasse
C 66	R.Bodine
RG 76	J.Miller
RT 79	J.Mills
TE 74	J.Sirles
TE 82	L.Thomas
WR 11	Z.Jones
QB 17	J.Allen
RB 25	L.McCoy

#### DEFENSE

LDE 93	T.Murphy
LDT 95	K.Williams
RDT 98	S.Lotulelei
RDE 55	J.Hughes
LLB 58	M.Milano
MLB 49	T.Edmunds
RLB 57	L.Alexander
CB 27	T.White
CB 38	R.Lewis
SS 31	D.Marlowe
FS 21	J.Poyer

### TITANS INDIVIDUAL STATISTICS

Rushing	Att	Yds	Avg	Lg	TD
D.Henry	11	56	5.1	14	0
D.Lewis	12	34	2.8	15	0
M.Mariota	2	10	5.0	5	0
<b>Total</b>	<b>25</b>	<b>100</b>	<b>4.0</b>	<b>15</b>	<b>0</b>

Passing	Att	Cmp	Yds	TD	Lg	IN	Rt
M.Mariota	26	14	129	0	23	1	51.6
<b>Total</b>	<b>26</b>	<b>14</b>	<b>129</b>	<b>0</b>	<b>23</b>	<b>1</b>	<b>51.6</b>

Receiving	No	Yds	Avg	Lg	TD
C.Davis	4	49	12.3	23	0
T.Taylor	3	30	10.0	19	0
T.Sharpe	3	30	10.0	13	0
D.Lewis	3	14	4.7	10	0
D.Jennings	1	6	6.0	6	0
<b>Total</b>	<b>14</b>	<b>129</b>	<b>9.2</b>	<b>23</b>	<b>0</b>

Interceptions	No	Yds	Avg	Lg	TD
A. Jackson	1	7	7.0	7	0
<b>Total</b>	<b>1</b>	<b>7</b>	<b>7.0</b>	<b>7</b>	<b>0</b>

### Leading Tacklers (Coaching Totals)

J. Brown 11-8-3; K. Byard 7-6-1; D. Jones 7-4-3.

Sacks: J. Brown 1.

FF: None.

FR: None.

### BILLS INDIVIDUAL STATISTICS

Rushing	Att	Yds	Avg	Lg	TD
L.McCoy	24	85	3.5	16	0
C.Ivory	14	43	3.1	9	0
J.Allen	4	19	4.8	14	1
R.McCloud	1	-3	-3.0	-3	0
<b>Total</b>	<b>43</b>	<b>144</b>	<b>3.3</b>	<b>16</b>	<b>1</b>

Passing	Att	Cmp	Yds	TD	Lg	IN	Rt
J.Allen	19	10	82	0	13	1	42.0
C.Bojorquez	1	0	0	0	0	0	39.6
<b>Total</b>	<b>20</b>	<b>10</b>	<b>82</b>	<b>0</b>	<b>13</b>	<b>1</b>	<b>40.0</b>

Receiving	No	Yds	Avg	Lg	TD
Z.Jones	3	20	6.7	12	0
L.McCoy	2	23	11.5	13	0
J.Croom	2	9	4.5	7	0
C.Clay	1	12	12.0	12	0
K.Benjamin	1	11	11.0	11	0
R.McCloud	1	7	7.0	7	0
<b>Total</b>	<b>10</b>	<b>82</b>	<b>8.2</b>	<b>13</b>	<b>0</b>

Interceptions	No	Yds	Avg	Lg	TD
T. Johnson	1	-2	-2.0	-	0
<b>Total</b>	<b>1</b>	<b>-2</b>	<b>-2.0</b>	<b>-</b>	<b>0</b>

### Leading Tacklers (Press Box Totals)

M. Milano 10-7-3; T. Edmunds 8-4-4.

Sacks: J. Hughes 1; T. Murphy 1.

FF: T. Edmunds 1; J. Hughes 1; S. Lawson 1.

FR: M. Milano 1; J. Poyer 1.

# TITANS-RAVENS: GAME SUMMARY



**Titans 0, Ravens 21**  
**Week 6 • Sunday, Oct. 14, 2018 • 3:25 p.m. CT • Nissan Stadium**



## GAME RECAP

In Week 6 of the 2018 season the Titans hosted the Baltimore Ravens and lost by a score of 21-0.

On the Titans opening drive, the Ravens defense forced Tennessee to punt. The Baltimore offense took the field, as Ravens QB **Joe Flacco** guided his team on a 17-play, 94-yard scoring drive that lasted nine minutes and nine seconds. Baltimore converted five first downs as Flacco rushed for a first down, and connected with Ravens WR **Michael Crabtree** and Ravens RB **Javorius Allen** for two first downs each. Ultimately, Flacco hit Crabtree for a four-yard touchdown pass as Baltimore got on the board with a 7-0 lead.

In the second quarter, Baltimore kept the chains moving as Flacco connected with Ravens WR **Willie Snead IV** for 11 yards and a first down, and Ravens WR **John Brown** for 23 yards and a first down. The 52-yard scoring drive culminated in a 13-yard rushing score by Ravens RB **Alex Collins** and a 14-0 Baltimore lead.

On the opening drive of the second half, five first downs were made by Baltimore en route to a touchdown score. Flacco threw two first down passes to Snead IV, and Ravens RB **Gus Edwards**, Ravens RB **Alex Collins**, and Ravens QB **Lamar Jackson** each rushed for a first down. The drive culminated in a two-yard touchdown rush by Collins as Baltimore extended its lead, 21-0.

The Titans ultimately could not manufacture a comeback victory, and fell to the Ravens at home by a score of 21-0.

## SCORING

	1	2	3	4	Final
<b>Baltimore</b>	7	7	7	0	21
<b>Tennessee</b>	0	0	0	0	0

TEAM	SCORING PLAY	TIME
Ravens	M.Crabtree 4 yd. pass from J.Flacco (J.Tucker kick)	1-1:27
Ravens	A.Collins 13 yd. run (J.Tucker kick)	2-11:56
Ravens	A.Collins 2 yd. run (J.Tucker kick)	3-7:40

**Missed FGs:** None.

**Attendance:** 64,441.

**Time of Game:** 2:52.

**Weather:** 66° F, wind SE 4 mph.

**Referee:** Carl Cheffers.



## TEAM STATISTICS

	Ravens	Titans
TOTAL FIRST DOWNS	23	7
THIRD DOWN EFFICIENCY	12-17-71%	1-10-10%
FOURTH DOWN EFFICIENCY	1-1-100%	0-0-0%
TOTAL NET YARDS	361	106
Plays - Avg	72-5.0	40-2.7
NET YARDS RUSHING	123	55
Rushes - Avg.	35-3.5	14-3.9
NET YARDS PASSING	238	51
Sacks - Yards Lost	0-0	11-66
PASS ATT-COMP-INT	37-25-1	15-10-0
PUNTS - Avg.	4-43.8	9-41.7
PUNT RETURNS - Yards	4-50	1-0
KICKOFF RETURNS - Yards	1-20	1-20
Interceptions - Yards	0-0	1-0
PENALTIES Number and Yards	10-70	4-35
FUMBLES - Lost	0-0	1-0
TOUCHDOWNS	3	0
EXTRA POINTS Made-Attempts	3-3	0-0
FIELD GOALS Made-Attempts	0-0	0-0
RED ZONE EFFICIENCY	3-3-100%	0-0-0%
GOAL TO GO EFFICIENCY	2-2-100%	0-0-0%
SAFETIES	0	0
GIVEAWAYS	1	0
TAKEAWAYS	0	1
TIME OF POSSESSION	37:34	22:26

## RAVENS STARTERS

OFFENSE		DEFENSE	
TE 87	M.Williams	DT 98	B.Williams
WR 15	M.Crabtree	NT 93	C.Wormley
WR 13	J.Brown	DE 96	B.Urban
LT 79	R.Stanley	RUSH55	T.Suggs
LG 72	A.Lewis	MLB 57	C.Mosley
C 68	M.Skura	WLB 48	P.Onwuasor
RG 73	M.Yanda	SAM 99	M.Judon
RT 74	J.Hurst	LCB 24	B.Carr
TE 89	M.Andrews	SS 23	T.Jefferson
QB 5	J.Flacco	FS 32	E.Weddle
RB 34	A.Collins	RCB 29	M.Humphrey

## TITANS STARTERS

OFFENSE		DEFENSE	
WR 19	T.Sharpe	DE 90	D.Jones
TE 88	L.Stocker	NT 94	A.Johnson
LT 77	T.Lewan	DT 99	J.Casey
LG 67	Q.Spain	OLB 91	D.Morgan
C 60	B.Jones	ILB 55	J.Brown
RG 64	J.Kline	ILB 54	R.Evans
RT 78	J.Conklin	OLB 98	B.Orakpo
TE 81	J.Smith	CB 26	L.Ryan
WR 84	C.Davis	SS 28	K.Lewis
QB 8	M.Mariota	FS 31	K.Byard
RB 22	D.Henry	CB 25	A.Jackson

## RAVENS INDIVIDUAL STATISTICS

Rushing	Att	Yds	Avg	Lg	TD
A.Collins	19	54	2.8	13	2
G.Edwards	10	42	4.2	11	0
L.Jackson	1	22	22.0	22	0
J.Flacco	3	4	1.3	3	0
J.Allen	1	1	1.0	1	0
H. Hurst	1	0	0.0	0	0
<b>Total</b>	<b>36</b>	<b>123</b>	<b>3.5</b>	<b>22</b>	<b>2</b>

Passing	Att	Cmp	Yds	TD	Lg	IN	Rt
J.Flacco	37	25	238	1	27	1	82.9
<b>Total</b>	<b>37</b>	<b>25</b>	<b>238</b>	<b>1</b>	<b>27</b>	<b>1</b>	<b>82.9</b>

Receiving	No	Yds	Avg	Lg	TD
W.Snead IV	7	60	8.6	24	0
M.Crabtree	6	93	15.5	27	1
J.Allen	3	18	6.0	11	0
C.Moore	3	12	4.0	6	0
J.Brown	2	28	14.0	23	0
M.Andrews	2	20	10.0	13	0
N.Boyle	2	7	3.5	8	0
<b>Total</b>	<b>25</b>	<b>238</b>	<b>9.5</b>	<b>27</b>	<b>1</b>

Interceptions	No	Yds	Avg	Lg	TD
None	0	0	-	-	0
<b>Total</b>	<b>0</b>	<b>0</b>	<b>-</b>	<b>-</b>	<b>0</b>

## Leading Tacklers (Press Box Totals)

Z. Smith 5-4-1; P. Onwuasor 4-3-1; C. Mosley 4-3-1.

**Sacks:** Z. Smith 3; P. Onwuasor 2; M. Judon 1; T. Suggs 1; K. Young 1; T. Jefferson 1; C. Wormley 1; A. Levine Sr. 1.

**FF:** Z. Smith 1.

**FR:** None.

## TITANS INDIVIDUAL STATISTICS

Rushing	Att	Yds	Avg	Lg	TD
M.Mariota	2	25	12.5	21	0
D.Henry	7	21	3.0	6	0
D.Lewis	5	9	1.8	7	0
<b>Total</b>	<b>14</b>	<b>55</b>	<b>3.9</b>	<b>21</b>	<b>0</b>

Passing	Att	Cmp	Yds	TD	Lg	IN	Rt
M.Mariota	15	10	117	0	24	0	90.1
<b>Total</b>	<b>15</b>	<b>10</b>	<b>117</b>	<b>0</b>	<b>24</b>	<b>0</b>	<b>90.1</b>

Receiving	No	Yds	Avg	Lg	TD
T.Sharpe	2	33	16.5	17	0
A.Firkser	2	25	12.5	18	0
D.Lewis	2	5	2.5	5	0
C.Davis	1	24	24.0	24	0
T.Taylor	1	13	13.0	13	0
J.Smith	1	12	12.0	12	0
D.Henry	1	5	5.0	5	0
<b>Total</b>	<b>10</b>	<b>117</b>	<b>11.7</b>	<b>24</b>	<b>0</b>

Interceptions	No	Yds	Avg	Lg	TD
K. Byard	1	0	0.0	0	0
<b>Total</b>	<b>1</b>	<b>0</b>	<b>0.0</b>	<b>0</b>	<b>0</b>

## Leading Tacklers (Coaching Totals)

R. Evans 9-8-1; A. Jackson 8-6-2; J. Brown 8-4-4.

**Sacks:** None.

**FF:** None.

**FR:** None.

# TITANS-CHARGERS: GAME SUMMARY



## Titans 19, Chargers 20

Week 7 • Sunday, Oct. 21, 2018 • 2:30 p.m. BST • Wembley Stadium



### GAME RECAP

In Week 7 of the 2018 season, the Titans traveled to London to take on the Los Angeles Chargers and lost by a score of 20-19.

The Titans scored a field goal on their opening possession of the game, driving 55 yards on 11 plays. First down receptions were contributed by WR **Tajae Sharpe**, RB **Derrick Henry** and RB **Dion Lewis**, before K **Ryan Succop** converted a 28-yard attempt. Tennessee got on the board early, 3-0.

As Los Angeles took the field, Chargers QB **Philip Rivers** threw a 75-yard touchdown pass to Chargers WR **Tyrell Williams** on the team's first offensive play. Los Angeles took the lead, 7-3. Later in the first quarter, Chargers RB **Austin Ekeler** tallied one rushing and one receiving first down, and Chargers WR **Keenan Allen** notched two receiving first downs to help Los Angeles move the chains. The Chargers were forced to settle for a field goal as they extended their lead, 10-3.

In the second quarter, Tennessee tacked on another field goal as the Titans cut the Chargers' lead, 10-6. Later in the second, the Titans drove down the field from their own five-yard line to the Los Angeles 10-yard line. With two first-down receptions by Sharpe, one by WR **Corey Davis**, as well as first down rushes by QB **Marcus Mariota**, and two by Lewis, Tennessee was able to get into the red zone. However, a red zone pass by Mariota was tipped by Chargers DE **Melvin Ingram III** and intercepted by Chargers LB **Denzel Perriman**, as the Titans closed out the first half with a turnover.

On Los Angeles' opening drive of the second half, Rivers connected with Chargers WR **Mike Williams** for a 55-yard touchdown as Los Angeles extended its lead, 17-6. On the Titans' ensuing possession, Mariota led Tennessee on a seven-play, 42-yard drive that resulted in a one-yard rushing score by Henry. The Titans cut the Chargers lead to four points.

In the fourth quarter, Chargers K **Michael Badgley** converted a 28-yard kick as Los Angeles increased its lead, 20-13. With the Titans trailing by seven and just under five

minutes remaining to play, Mariota marched Tennessee 89 yards down the field on a scoring drive. With 45 yards on the ground contributed by Lewis and 22 receiving yards added by Sharpe, the Titans were faced with a fourth-and-one from the Chargers one-yard line. Mariota connected on a one-yard touchdown pass to TE **Luke Stocker**, as the Titans cut the score to one point. With 35 seconds remaining to play, Tennessee opted to attempt a two-point conversion and try for a victory in London. However, Mariota's pass was incomplete, and the Titans fell by a final score of 20-19.

### SCORING

	1	2	3	4	Final
Tennessee	3	3	7	6	19
Los Angeles	10	0	7	3	20

TEAM	SCORING PLAY	TIME
Titans	R.Succop 28 yd. Field Goal	1-9:44
Chargers	Ty.Williams 75 yd. pass from P.Rivers (M.Badgley kick)	1-9:35
Chargers	M.Badgley 29 yd. Field Goal	1-1:48
Titans	R.Succop 33 yd. Field Goal	2-12:51
Chargers	M.Williams 55 yd. pass from P.Rivers (M.Badgley kick)	3-13:46
Titans	D.Henry 1 yd. run (R.Succop kick)	3-9:43
Chargers	M.Badgley 28 yd. Field Goal	4-12:29
Titans	L.Stocker 1 yd. pass from M.Mariota (pass failed)	4-0:31

**Missed FGs:** R. Succop 51WL.

**Attendance:** 84,301.

**Time of Game:** 2:54.

**Weather:** 66° F, wind W 6 mph.

**Referee:** Walt Coleman.



### TEAM STATISTICS

	Titans	Chargers
TOTAL FIRST DOWNS	23	14
THIRD DOWN EFFICIENCY	9-15-60%	4-9-44%
FOURTH DOWN EFFICIENCY	1-1-100%	0-0-0%
TOTAL NET YARDS	390	344
Plays - Avg	67-5.8	44-7.8
NET YARDS RUSHING	164	47
Rushes - Avg.	33-5.0	16-2.9
NET YARDS PASSING	226	297
Sacks - Yards Lost	2-11	2-9
PASS ATT-COMP-INT	32-24-1	26-19-0
PUNTS - Avg.	2-51.5	3-38.3
PUNT RETURNS - Yards	1-0	2-14
KICKOFF RETURNS - Yards	5-156	2-47
Interceptions - Yards	0-0	1-16
PENALTIES Number and Yards	4-32	4-31
FUMBLES - Lost	0-0	0-0
TOUCHDOWNS	2	2
EXTRA POINTS Made-Attempts	1-2	2-2
FIELD GOALS Made-Attempts	2-3	2-2
RED ZONE EFFICIENCY	2-5-40%	0-2-0%
GOAL TO GO EFFICIENCY	2-3-67%	0-0-0%
SAFETIES	0	0
GIVEAWAYS	1	0
TAKEAWAYS	0	1
TIME OF POSSESSION	35:23	24:37

### TITANS STARTERS

OFFENSE			DEFENSE		
WR 19	T.Sharpe	DE 90	D.Jones		
TE 88	L.Stocker	NT 94	A.Johnson		
LT 77	T.Lewan	DT 99	J.Casey		
LG 62	C.Levin	OLB 44	K.Correa		
C 60	B.Jones	ILB 59	W.Woodyard		
RG 64	J.Kline	ILB 54	R.Evans		
RT 78	J.Conklin	OLB 98	B.Orakpo		
TE 81	J.Smith	CB 26	L.Ryan		
WR 84	C.Davis	SS 28	K.Lewis		
QB 8	M.Mariota	FS 31	K.Byard		
RB 22	D.Henry	CB 25	A.Jackson		

### CHARGERS STARTERS

OFFENSE			DEFENSE		
WR 13	K.Allen	DE 54	M.Ingram		
LT 76	R.Okung	DT 93	D.Philon		
LG 66	D.Feeney	NT 92	B.Mebane		
C 53	M.Pouncey	DE 71	D.Square		
RG 75	M.Schofield	OLB 57	J.Brown		
RT 69	S.Tevi	ILB 52	D.Perryman		
TE 88	V.Green	OLB 51	K.Emanuel		
WR 16	Ty.Williams	LCB 24	T.Williams		
QB 17	P.Rivers	S 37	J.Addae		
TE 80	S.Culkin	S 33	D.James		
RB 30	A.Ekeler	RCB 26	C.Hayward		

### TITANS INDIVIDUAL STATISTICS

Rushing	Att	Yds	Avg	Lg	TD
D.Lewis	13	91	7.0	36	0
M.Mariota	7	38	5.4	11	0
D.Henry	12	33	2.8	7	1
D.Fluellen	1	2	2.0	2	0
<b>Total</b>	<b>33</b>	<b>164</b>	<b>5.0</b>	<b>36</b>	<b>1</b>

Passing	Att	Cmp	Yds	TD	Lg	IN	Rt
M.Mariota	32	24	237	1	21	1	92.8
<b>Total</b>	<b>32</b>	<b>24</b>	<b>237</b>	<b>1</b>	<b>21</b>	<b>1</b>	<b>92.8</b>

Receiving	No	Yds	Avg	Lg	TD
T.Sharpe	7	101	14.4	19	0
D.Lewis	6	64	10.7	21	0
C.Davis	3	10	3.3	5	0
D.Henry	2	32	16.0	21	0
J.Smith	2	11	5.5	8	0
L.Stocker	2	11	5.5	10	1
T.Taylor	1	8	8.0	8	0
C.Batson	1	0	0.0	0	0
<b>Total</b>	<b>24</b>	<b>237</b>	<b>9.9</b>	<b>21</b>	<b>1</b>

Interceptions	No	Yds	Avg	Lg	TD
None					
<b>Total</b>	<b>0</b>	<b>0</b>	<b>-</b>	<b>-</b>	<b>0</b>

### Leading Tacklers (Coaching Totals)

J. Brown 8-7-1; W. Woodyard 5-3-2; L. Ryan 6-5-1.

**Sacks:** J. Brown 1; J. Casey 0.5; K. Correa 0.5.

**FF:** None.

**FR:** None.

### CHARGERS INDIVIDUAL STATISTICS

Rushing	Att	Yds	Avg	Lg	TD
A.Ekeler	12	42	3.5	11	0
J.Jackson	2	3	1.5	2	0
M.Williams	1	3	3.0	3	0
P.Rivers	1	-1	-1.0	-1	0
<b>Total</b>	<b>16</b>	<b>47</b>	<b>2.9</b>	<b>11</b>	<b>0</b>

Passing	Att	Cmp	Yds	TD	Lg	IN	Rt
P.Rivers	26	19	306	2	75		0137.7
<b>Total</b>	<b>26</b>	<b>19</b>	<b>306</b>	<b>2</b>	<b>75</b>		<b>0137.7</b>

Receiving	No	Yds	Avg	Lg	TD
K.Allen	5	72	14.4	24	0
A.Ekeler	5	26	5.2	11	0
Ty.Williams	4	118	29.5	75	1
A.Gates	2	11	5.5	7	0
M.Williams	1	55	55.0	55	1
T.Benjamin	1	13	13.0	13	0
J.Jackson	1	11	11.0	11	0
<b>Total</b>	<b>19</b>	<b>306</b>	<b>16.1</b>	<b>75</b>	<b>2</b>

Interceptions	No	Yds	Avg	Lg	TD
D. Perryman	1	16	16.0	16	0
<b>Total</b>	<b>1</b>	<b>16</b>	<b>16.0</b>	<b>16</b>	<b>0</b>

### Leading Tacklers (Press Box Totals)

D. Perryman 8-6-2; D. James 8-5-3; D. King 7-6-1.

**Sacks:** M. Ingram 1; D. Philon 1.

**FF:** None.

**FR:** None.



# TITANS-COWBOYS: GAME SUMMARY



## Titans 28, Cowboys 14 Week 9 • Monday, Nov. 5, 2018 • 7:15 p.m. CST • AT&T Stadium



### GAME RECAP

In Week 9 of the 2018 season the Titans traveled to Dallas to face the Cowboys on Monday Night Football and won by a score of 28-14.

On Dallas' opening drive, Cowboys QB **Dak Prescott** moved the chains and drove his team into field goal range. However, Dallas missed a scoring opportunity as Cowboys K **Brett Maher**'s 38-yard attempt went wide right. As the Titans took the field, QB **Marcus Mariota** moved the offense 11 yards down the field before he was strip-sacked by Cowboys DE **DeMarcus Lawrence**. Cowboys LB **Sean Lee** recovered the ball as Dallas regained possession at the Tennessee 15-yard line. Dallas capitalized on the turnover as Prescott connected with Cowboys WR **Amari Cooper** for a four-yard touchdown and an early 7-0 lead.

Later in the first quarter, with Dallas driving, the Titans defense was able to force a turnover and put points on the board. Under pressure at the six-yard line, Prescott threw an interception in the endzone to S **Kevin Byard**. Mariota and the Tennessee offense took over and engineered a 15-play, 80-yard drive that ate eight minutes and 55 seconds off the clock. RB **Dion Lewis** contributed 18 rushing yards and WR **Corey Davis** tallied 37 receiving yards, as ultimately RB **Derrick Henry** ran in a one-yard touchdown to tie the score 7-7.

In the second quarter, Mariota orchestrated two big back-to-back plays. First he completed a 36-yard pass to WR **Darius Jennings**, and immediately followed that with an 18-yard touchdown pass to Lewis on a screen. The Titans went ahead, 14-7. However, on the ensuing Dallas drive, Prescott connected with both Cowboys WR **Deonte Thompson** for a 15-yard first down and Cooper for a 15-yard first down, before tossing a 23-yard touchdown pass to Cowboys WR **Allen Hurns**. Dallas caught up and tied the score at 14-14 at halftime.

On the Cowboys first possession of the second half, Dallas was faced with a third-and-13. As Prescott took the snap, LB **Jayon Brown** strip-sacked Prescott. LB **Wesley Woodyard** recovered it to give Tennessee possession at the Dallas 40-yard line. The

Titans again capitalized on the turnover and put points on the board, as Mariota tossed an eight-yard shovel pass touchdown to TE **Jonnu Smith**. Tennessee went ahead, 21-14.

In the fourth quarter, Tennessee was able to orchestrate another touchdown scoring drive. With help moving the chains on a 37-yard screen pass to Lewis, Mariota was able to direct an eight-play, 64-yard scoring drive that resulted in him rushing for a nine-yard score. The Titans extended their lead, 28-14. Ultimately, the four touchdowns manufactured by the Tennessee offense proved to be too large of a feat for Dallas to overcome. The Titans came away with a primetime victory on the road, 28-14.

### SCORING

	1	2	3	4	Final
Tennessee	0	14	7	7	28
Dallas	7	7	0	0	14

TEAM	SCORING PLAY	TIME
Cowboys	A.Cooper 4 yd. pass from D.Prescott (B.Maher kick)	1-6:12
Titans	D.Henry 1 yd. run (R.Succop kick)	2-9:35
Titans	D.Lewis 18 yd. pass from M.Mariota (R.Succop kick)	2-4:11
Cowboys	A.Hurns 23 yd. pass from D.Prescott (B.Maher kick)	2-0:39
Titans	J.Smith 7 yd. pass from M.Mariota (R.Succop kick)	3-5:44
Titans	M.Mariota 9 yd. run (R.Succop kick)	4-4:38

**Missed FGs:** R. Succop 28LU, B. Maher 38WR.

**Attendance:** 90,466.

**Time of Game:** 2:55.

**Weather:** 74° F, wind N/NW 4 mph.

**Referee:** Clete Blakeman.



### TEAM STATISTICS

	Titans	Cowboys
TOTAL FIRST DOWNS	24	18
THIRD DOWN EFFICIENCY	11-14-79%	5-11-45%
FOURTH DOWN EFFICIENCY	0-0-0%	0-1-0%
TOTAL NET YARDS	340	297
Plays - Avg	69-4.9	56-5.3
NET YARDS RUSHING	125	72
Rushes - Avg.	36-3.5	19-3.8
NET YARDS PASSING	215	225
Sacks - Yards Lost	4-25	5-18
PASS ATT-COMP-INT	29-21-0	32-21-1
PUNTS - Avg.	1-45.0	3-44.7
PUNT RETURNS - Yards	2-11	1-7
KICKOFF RETURNS - Yards	1-23	1-23
Interceptions - Yards	1-0	0-0
PENALTIES Number and Yards	3-20	6-52
FUMBLES - Lost	2-2	1-1
TOUCHDOWNS	4	2
EXTRA POINTS Made-Attempts	4-4	2-2
FIELD GOALS Made-Attempts	0-1	0-1
RED ZONE EFFICIENCY	4-5-80%	1-4-25%
GOAL TO GO EFFICIENCY	1-2-50%	1-2-50%
SAFETIES	0	0
GIVEAWAYS	2	2
TAKEAWAYS	2	2
TIME OF POSSESSION	34:26	25:34

### TITANS STARTERS

OFFENSE	DEFENSE
WR 19 T.Sharpe	DE 90 D.Jones
RB 33 D.Lewis	NT 94 A.Johnson
LT 77 T.Lewan	DT 99 J.Casey
LG 67 Q.Spain	OLB 44 K.Correa
C 60 B.Jones	ILB 59 W.Woodyard
RG 64 J.Kline	ILB 54 R.Evans
RT 78 J.Conklin	OLB 98 B.Orakpo
TE 81 J.Smith	CB 26 L.Ryan
WR 84 C.Davis	SS 24 K.Vaccaro
QB 8 M.Mariota	FS 31 K.Byard
RB 22 D.Henry	CB 25 A.Jackson

### COWBOYS STARTERS

OFFENSE	DEFENSE
WR 19 A.Cooper	DE 90 D.Lawrence
LT 77 T.Smith	DT 96 M.Collins
LG 52 C.Williams	DT 99 A.Woods
C 73 J.Looney	DE 98 T.Crawford
RG 70 Z.Martin	SLB 57 D.Wilson
RT 71 L.Collins	MLB 54 J.Smith
TE 80 R.Gathers	WLB 50 S.Lee
WR 13 M.Gallup	CB 24 C.Awuzie
TE 86 D.Schultz	CB 31 B.Jones
QB 4 D.Prescott	SS 38 J.Heath
RB 21 E.Elliott	FS 25 X.Woods

### TITANS INDIVIDUAL STATISTICS

Rushing	Att	Yds	Avg	Lg	TD
D.Lewis	19	62	3.3	13	0
M.Mariota	10	32	3.2	12	1
D.Henry	6	27	4.5	13	1
C.Davis	1	4	4.0	4	0
<b>Total</b>	<b>36</b>	<b>125</b>	<b>3.5</b>	<b>13</b>	<b>2</b>

Passing	Att	Cmp	Yds	TD	Lg	IN	Rt
M.Mariota	29	21	240	2	37	0	119.9
<b>Total</b>	<b>29</b>	<b>21</b>	<b>240</b>	<b>2</b>	<b>37</b>	<b>0</b>	<b>119.9</b>

Receiving	No	Yds	Avg	Lg	TD
C.Davis	6	56	9.3	17	0
D.Lewis	4	60	15.0	37	1
J.Smith	2	33	16.5	26	1
T.Taylor	2	24	12.0	16	0
C.Batson	2	21	10.5	12	0
D.Henry	2	5	2.5	3	0
D.Jennings	1	36	36.0	36	0
L.Stocker	1	5	5.0	5	0
T.Sharpe	1	0	0.0	0	0
<b>Total</b>	<b>21</b>	<b>240</b>	<b>11.4</b>	<b>37</b>	<b>2</b>

Interceptions	No	Yds	Avg	Lg	TD
K. Byard	1	0	0.0	0	0
<b>Total</b>	<b>1</b>	<b>0</b>	<b>0.0</b>	<b>0</b>	<b>0</b>

### Leading Tacklers (Coaching Totals)

W. Woodyard 10-8-2; K. Vaccaro 8-4-4; L. Ryan 5-5-0; K. Byard 5-4-1.

**Sacks:** W. Woodyard 1; J. Brown 1; H. Landry 1; B. Orakpo 1; A. Johnson 1.

**FF:** J. Brown; 1.

**FR:** W. Woodyard; 1.

### COWBOYS INDIVIDUAL STATISTICS

Rushing	Att	Yds	Avg	Lg	TD
E.Elliott	17	61	3.6	17	0
D.Prescott	2	11	5.5	6	0
<b>Total</b>	<b>19</b>	<b>72</b>	<b>3.8</b>	<b>17</b>	<b>0</b>

Passing	Att	Cmp	Yds	TD	Lg	IN	Rt
D.Prescott	31	21	243	2	37	1	99.3
C.Beasley	1	0	0	0	0	0	39.6
<b>Total</b>	<b>32</b>	<b>21</b>	<b>243</b>	<b>2</b>	<b>37</b>	<b>1</b>	<b>96.2</b>

Receiving	No	Yds	Avg	Lg	TD
A.Cooper	5	58	11.6	19	1
E.Elliott	4	51	12.8	37	0
M.Gallup	3	51	17.0	21	0
C.Beasley	3	16	5.3	6	0
D.Thompson	2	21	10.5	15	0
B.Jarwin	2	15	7.5	10	0
A.Hurns	1	23	23.0	23	1
R.Smith	1	8	8.0	8	0
<b>Total</b>	<b>21</b>	<b>243</b>	<b>11.6</b>	<b>37</b>	<b>2</b>

Interceptions	No	Yds	Avg	Lg	TD
None					
<b>Total</b>	<b>0</b>	<b>0</b>	<b>-</b>	<b>-</b>	<b>0</b>

### Leading Tacklers (Press Box Totals)

L. Vander Esch 9-6-3; J. Smith 9-6-3; C. Awuzie 7-6-1; X. Woods 7-4-3.

**Sacks:** D. Lawrence 1; D. Ross 1; T. Crawford 1; D. Armstrong 0.5; C. Reid 0.5.

**FF:** D. Lawrence 1.

**FR:** J. Smith 1; S. Lee 1.

# TITANS-PATRIOTS: GAME SUMMARY



**Titans 34, Patriots 10**

**Week 10 • Sunday, Nov. 11, 2018 • 12:00 p.m. CT • Nissan Stadium**



## GAME RECAP

In Week 10 of the 2018 season, the Titans hosted the New England Patriots and won by a score of 34-10.

On the opening kickoff, WR Darius Jennings returned the ball 58 yards and helped set the tone for Tennessee. As the Titans offense took the field, QB Marcus Mariota constructed a seven-play, 40-yard scoring drive that resulted in a four-yard touchdown pass to TE Jonnu Smith, as Tennessee put up points early, 7-0. New England's offense took the field and responded with their own scoring drive. Patriots QB Tom Brady connected with Patriots WR Josh Gordon for a 44-yard reception that flipped field position, but the Titans defense held up as New England was forced to settle for a 52-yard field goal. The Patriots got on the board, 7-3.

On the ensuing Tennessee possession, the Titans engineered another touchdown drive. With first down rushes by RB Dion Lewis (two), and RB Derrick Henry, and a first down reception by WR Corey Davis, the drive culminated in a 23-yard receiving score from Mariota to Davis. Tennessee doubled its lead, 14-3. Also in the first quarter, K Ryan Succop tacked on a 33-yard field goal as the Titans scored 17 points in the first quarter and posted a 17-3 lead.

In the second quarter, Brady tossed first down passes to Patriots WR Julian Edelman, Gordon, and Patriots RB James White, and Patriots RB Sony Michel added one rushing first down, but it was Patriots FB James Develin who ran in a one-yard score as New England cut the Titans' lead, 17-10. On the following drive, Davis, who ultimately finished the day with 125 receiving yards, helped the Titans battle back from a second-and-17 as he grabbed a 20-yard pass to move the chains. Smith and TE Anthony Firkser also converted first downs, to set up a one-yard rushing score by Henry. The Titans tacked on their third touchdown of the first half and went ahead, 24-10. The Patriots began driving on the following possession, but CB Logan Ryan halted New England's momentum and closed out the first half with a seven-yard sack of Brady.

In the third quarter, Tennessee put together a 10-play, 78-yard scoring drive with help by a 26-yard reception by WR Cameron Batson, a 27-yard reception by Davis, and a

20-yard scamper by Mariota, all of which went for first downs. Succop converted a 31-yard kick, as the Titans increased their lead, 27-10. New England punted on all of its third-quarter possessions.

In the fourth quarter, Tennessee secured the victory with another score. The Titans moved down the field with help from a trick play, as Jennings passed the ball 21 yards to Mariota. At the New England 10-yard line, Henry took the direct snap and ran into the end zone untouched for his second touchdown of the day, 34-10 Tennessee.

On the day, Tennessee's defense allowed just three third-down conversions on 15 attempts and sacked Brady a total of three times. With a 34-10 victory over the Patriots, the Titans improved to 5-4 on the season, and earned the team's second victory in six days.

## SCORING

	1	2	3	4	Final
<b>New England</b>	<b>3</b>	<b>7</b>	<b>0</b>	<b>0</b>	<b>10</b>
<b>Tennessee</b>	<b>17</b>	<b>7</b>	<b>3</b>	<b>7</b>	<b>34</b>

TEAM	SCORING PLAY	TIME
Titans	J.Smith 4 yd. pass from M.Mariota (R.Succop kick)	1-11:29
Patriots	S.Gostkowski 52 yd. Field Goal	1-9:19
Titans	C.Davis 23 yd. pass from M.Mariota (R.Succop kick)	1-5:58
Titans	R.Succop 33 yd. Field Goal	1-2:35
Patriots	J.Develin 1 yd. run (S.Gostkowski kick)	2-12:49
Titans	D.Henry 1 yd. run (R.Succop kick)	2-1:09
Titans	R.Succop 31 yd. Field Goal	3-4:15
Titans	D.Henry 10 yd. run (R.Succop kick)	4-7:13

**Missed FGs:** S. Gostkowski 52WL. **Attendance:** 69,363.

**Time of Game:** 2:59. **Weather:** 46° F, wind SSW 4 mph.

**Referee:** Bill Vinovich.



## TEAM STATISTICS

	Patriots	Titans
TOTAL FIRST DOWNS	16	23
THIRD DOWN EFFICIENCY	3-15-20%	5-12-42%
FOURTH DOWN EFFICIENCY	2-3-67%	0-0-0%
TOTAL NET YARDS	284	385
Plays - Avg	65-4.4	63-6.1
NET YARDS RUSHING	40	150
Rushes - Avg.	19-2.1	36-4.2
NET YARDS PASSING	244	235
Sacks - Yards Lost	3-23	2-14
PASS ATT-COMP-INT	43-23-0	25-17-0
PUNTS - Avg.	6-49.7	5-48.2
PUNT RETURNS - Yards	2-30	3-42
KICKOFF RETURNS - Yards	3-74	2-78
Interceptions - Yards	0-0	0-0
PENALTIES Number and Yards	4-31	4-35
FUMBLES - Lost	0-0	3-0
TOUCHDOWNS	1	4
EXTRA POINTS Made-Attempts	1-1	4-4
FIELD GOALS Made-Attempts	1-2	2-2
RED ZONE EFFICIENCY	1-1-100%	4-6-67%
GOAL TO GO EFFICIENCY	1-1-100%	3-3-100%
SAFETIES	0	0
GIVEAWAYS	0	0
TAKEAWAYS	0	0
TIME OF POSSESSION	27:03	32:57

## PATRIOTS STARTERS

OFFENSE			DEFENSE		
WR 10	J.Gordon	LDE 98	T.Flowers		
LT 77	T.Brown	LDT 93	L.Guy		
LG 62	J.Thuney	RDT 91	D.Wise		
C 60	D.Andrews	RDE 58	K.Davis		
RG 75	T.Karras	LB 54	D.Hightower		
RT 61	M.Cannon	LB 21	D.Harmon		
TE 83	D.Allen	LB 53	K.Van Noy		
WR 11	J.Edelman	RCB 24	S.Gilmore		
QB 12	T.Brady	LCB 30	J.McCourt		
RB 84	C.Patterson	S 23	P.Chung		
RB 28	J.White	S 32	D.McCourt		

## TITANS STARTERS

OFFENSE			DEFENSE		
WR 19	T.Sharpe	DE 90	D.Jones		
TE 81	J.Smith	DT 99	J.Casey		
LT 77	T.Lewan	OLB 44	K.Correa		
LG 67	Q.Spain	ILB 59	W.Woodyard		
C 60	B.Jones	ILB 55	J.Brown		
RG 64	J.Kline	OLB 98	B.Orakpo		
RT 71	D.Kelly	CB 26	L.Ryan		
RB 33	D.Lewis	CB 25	A.Jackson		
WR 84	C.Davis	SS 24	K.Vaccaro		
QB 8	M.Mariota	FS 31	K.Byard		
RB 22	D.Henry	CB 21	M.Butler		

## PATRIOTS INDIVIDUAL STATISTICS

Rushing	Att	Yds	Avg	Lg	TD
S.Michel	11	31	2.8	7	0
C.Patterson	4	11	2.8	9	0
B.Hoyer	1	2	2.0	2	0
J.Develin	1	1	1.0	1	1
T.Brady	1	0	0.0	0	0
J.White	1	-5	-5.0	-5	0
<b>Total</b>	<b>19</b>	<b>40</b>	<b>2.1</b>	<b>9</b>	<b>1</b>

Passing	Att	Cmp	Yds	TD	Lg	IN	Rt
T.Brady	41	21	254	0	44	0	70.6
B.Hoyer	1	1	7	0	7	0	95.8
J.Edelman	1	1	6	0	6	0	91.7
<b>Total</b>	<b>43</b>	<b>23</b>	<b>267</b>	<b>0</b>	<b>44</b>	<b>0</b>	<b>72.5</b>

Receiving	No	Yds	Avg	Lg	TD
J.Edelman	9	104	11.6	30	0
J.White	5	31	6.2	11	0
J.Gordon	4	81	20.3	44	0
P.Dorsett	2	18	9.0	11	0
J.Hollister	1	17	17.0	17	0
D.Allen	1	10	10.0	10	0
T.Brady	1	6	6.0	6	0
<b>Total</b>	<b>23</b>	<b>267</b>	<b>11.6</b>	<b>44</b>	<b>0</b>

Interceptions	No	Yds	Avg	Lg	TD
None					
<b>Total</b>	<b>0</b>	<b>0</b>	<b>-</b>	<b>-</b>	<b>0</b>

## Leading Tacklers (Press Box Totals)

K. Van Noy 12-5-7; E. Roberts 6-4-2, M. Brown 6-3-3.

**Sacks:** E. Roberts 1; S. Gilmore 1.

**FF:** S. Gilmore 1.

**FR:** None.

## TITANS INDIVIDUAL STATISTICS

Rushing	Att	Yds	Avg	Lg	TD
D.Henry	11	58	5.3	14	2
D.Lewis	20	57	2.9	12	0
M.Mariota	2	21	10.5	20	0
D.Fluellen	3	14	4.7	13	0
<b>Total</b>	<b>36</b>	<b>150</b>	<b>4.2</b>	<b>20</b>	<b>2</b>

Passing	Att	Cmp	Yds	TD	Lg	IN	Rt
M.Mariota	24	16	228	2	29	0	0125.0
D.Jennings	1	1	21	0	21	0	0118.8
<b>Total</b>	<b>25</b>	<b>17</b>	<b>249</b>	<b>2</b>	<b>29</b>	<b>0</b>	<b>0126.9</b>

Receiving	No	Yds	Avg	Lg	TD
C.Davis	7	125	17.9	27	1
J.Smith	3	45	15.0	29	1
C.Batson	2	36	18.0	26	0
D.Lewis	2	11	5.5	8	0
M.Mariota	1	21	21.0	21	0
A.Firkser	1	11	11.0	11	0
D.Jennings	1	0	0.0	0	0
<b>Total</b>	<b>17</b>	<b>249</b>	<b>14.6</b>	<b>29</b>	<b>2</b>

Interceptions	No	Yds	Avg	Lg	TD
None					
<b>Total</b>	<b>0</b>	<b>0</b>	<b>-</b>	<b>-</b>	<b>0</b>

## Leading Tacklers (Coaching Totals)

W. Woodyard 12-11-1; L. Ryan 7-5-2; K. Vaccaro 6-3-3.

**Sacks:** W. Woodyard 1.5; L. Ryan 1; J. Brown 0.5.

**FF:** None.

**FR:** None.



# TITANS-COLTS: GAME SUMMARY



## Titans 10, Colts 38

Week 11 • Sunday, Nov. 18, 2018 • 1:00 p.m. ET • Lucas Oil Stadium



### GAME RECAP

In Week 11 of the 2018 season, the Titans traveled to Indianapolis to take on the Colts and fell by a score of 38-10.

On Indianapolis' second possession of the game, Colts QB **Andrew Luck** led his team on a seven-play, 33-yard scoring drive. With help from a 51-yard punt return from Colts WR **Chester Rogers**, Colts RB **Marlon Mack** got in the end zone on a one-yard rushing score to put Indianapolis on the board first, 7-0.

On the ensuing Tennessee possession, QB **Marcus Mariota** threw an interception to Colts CB **Quincy Wilson** to give the ball back to Indianapolis. Luck connected with Colts TE **Jack Doyle** for back-to-back 15-yard and 16-yard first down passes, and also with Colts WR **T.Y. Hilton** for a 12-yard first down. Ultimately, Indianapolis was forced to settle for a field goal as Colts K **Adam Vinatieri** converted a 22-yard attempt as Indianapolis took a 10-0 lead. Later in the second quarter, the Colts tacked on another score as Luck tossed a 68-yard touchdown pass to Hilton. Indianapolis extended its lead, 17-0.

On the following possession for the Colts, Indianapolis constructed a quick five-play scoring drive that resulted in an 18-yard rushing touchdown by Colts RB **Jordan Wilkins**. Indianapolis increased its lead, 24-0. As the Tennessee offense took the field, Mariota began driving the Titans as he connected with TE **Luke Stocker** and RB **Dion Lewis** for first downs, and rushed for a four-yard first down himself. However, Mariota was sacked by Colts DL **Denico Autry**, and was forced out of the game with an injury. The Titans were able to get on the board with a 42-yard field goal to head into halftime behind, 24-3.

As the second half got underway, the Titans defense forced Indianapolis to punt. With Mariota on the sideline due to injury, QB **Blaine Gabbert** took the field with the offense, but on the fifth snap he threw an interception to Colts LB **Darius Leonard**. Indianapolis capitalized on the turnover as Luck threw an 11-yard touchdown pass to Hilton. The Colts went up, 31-3.

In the fourth quarter, Luck threw his third touchdown pass of the day as Colts WR **Dontrelle Inman** grabbed a seven-yard score for a 38-3 lead. With eight minutes left to play, Gabbert engineered a 12-play, 94-yard scoring drive that saw WR **Tajae Sharpe** grab a one-yard touchdown pass as Tennessee cut Indianapolis' lead, 38-10. Ultimately, the Titans couldn't mount a comeback, and fell to the AFC South rival Colts. It was Tennessee's first loss to a division opponent since Week 4 of the 2017 season.

### SCORING

	1	2	3	4	Final
Tennessee	0	3	0	7	10
Indianapolis	7	17	7	7	38

TEAM	SCORING PLAY	TIME
Colts	M.Mack 1 yd. run (A.Vinatieri kick)	1-1:15
Colts	A.Vinatieri 22 yd. Field Goal	2-10:59
Colts	T.Hilton 68 yd. pass from A.Luck (A.Vinatieri kick)	2-7:26
Colts	J.Wilkins 18 yd. run (A.Vinatieri kick)	2-2:29
Titans	R.Succop 42 yd. Field Goal	2-0:00
Colts	T.Hilton 14 yd. pass from A.Luck (A.Vinatieri kick)	3-7:24
Colts	D.Inman 7 yd. pass from A.Luck (A.Vinatieri kick)	4-12:12
Titans	T.Sharpe 1 yd. pass from B.Gabbert (R.Succop kick)	4-1:49

Missed FGs: None.

Attendance: 57,401.

Time of Game: 2:51.

Weather: Indoors.

Referee: John Hussey.



### TITANS STARTERS

#### OFFENSE

WR 19	T.Sharpe
TE 81	J.Smith
LT 77	T.Lewan
LG 67	Q.Spain
C 60	B.Jones
RG 64	J.Kline
RT 78	J.Conklin
WR 17	C.Batson
WR 84	C.Davis
QB 8	M.Mariota
RB 33	D.Lewis

#### DEFENSE

DE 90	D.Jones
CB 25	A.Jackson
DT 99	J.Casey
OLB 91	D.Morgan
ILB 59	W.Woodyard
ILB 55	J.Brown
OLB 98	B.Orakpo
CB 26	L.Ryan
SS 24	K.Vaccaro
FS 31	K.Byard
CB 21	M.Butler

### COLTS STARTERS

#### OFFENSE

WR 15	D.Inman
LT 74	A.Castonzo
LG 56	Q.Nelson
C 78	R.Kelly
RG 64	M.Glowinski
RT 72	B.Smith
TE 84	J.Doyle
WR 13	T.Hilton
QB 12	A.Luck
WR 80	C.Rogers
RB 25	M.Mack

#### DEFENSE

DE 94	T.Lewis
NT 92	M.Hunt
DE 96	D.Autry
DE 93	J.Sheard
WLB 53	D.Leonard
MLB 50	A.Walker
FS 30	G.Odom
CB 23	K.Moore II
CB 31	Q.Wilson
SS 26	C.Geathers
CB 35	P.Desir

### TITANS INDIVIDUAL STATISTICS

Rushing	Att	Yds	Avg	Lg	TD
D.Henry	9	46	5.1	16	0
D.Lewis	10	24	2.4	11	0
M.Mariota	4	17	4.3	9	0
C.Batson	1	1	1.0	1	0
C.Davis	1	-1	-1.0	-1	0
<b>Total</b>	<b>25</b>	<b>87</b>	<b>3.5</b>	<b>16</b>	<b>0</b>

Passing	Att	Cmp	Yds	TD	Lg	IN	Rt
B.Gabbert	16	11	118	1	28	1	84.9
M.Mariota	13	10	85	0	23	1	61.4
<b>Total</b>	<b>29</b>	<b>21</b>	<b>203</b>	<b>1</b>	<b>28</b>	<b>2</b>	<b>74.4</b>

Receiving	No	Yds	Avg	Lg	TD
J.Smith	6	44	7.3	9	0
T.Sharpe	5	37	7.4	19	1
A.Firkser	3	44	14.7	28	0
C.Davis	2	30	15.0	23	0
L.Stocker	2	16	8.0	11	0
M.Pruitt	1	19	19.0	19	0
D.Lewis	1	8	8.0	8	0
C.Batson	1	5	5.0	5	0
<b>Total</b>	<b>21</b>	<b>203</b>	<b>9.7</b>	<b>28</b>	<b>1</b>

Interceptions	No	Yds	Avg	Lg	TD
None					
<b>Total</b>	<b>0</b>	<b>0</b>	<b>-</b>	<b>-</b>	<b>0</b>

### Leading Tacklers (Coaching Totals)

W. Woodyard 10-8-2; K. Byard 8-7-1.

Sacks: None.

FF: S. Finch. FR: None.

### COLTS INDIVIDUAL STATISTICS

Rushing	Att	Yds	Avg	Lg	TD
M.Mack	16	61	3.8	9	1
J.Wilkins	4	30	7.5	18	1
N.Hines	5	14	2.8	8	0
J.Brissett	3	-3	-1.0	-1	0
<b>Total</b>	<b>28</b>	<b>102</b>	<b>3.6</b>	<b>18</b>	<b>2</b>

Passing	Att	Cmp	Yds	TD	Lg	IN	Rt
A.Luck	29	23	297	3	68	0	1043.8
J.Brissett	2	1	-2	0	-2	0	56.2
E.Ebron	1	0	0	0	0	0	39.6
<b>Total</b>	<b>32</b>	<b>24</b>	<b>295</b>	<b>3</b>	<b>68</b>	<b>0</b>	<b>1034.2</b>

Receiving	No	Yds	Avg	Lg	TD
T.Hilton	9	155	17.2	68	2
J.Doyle	4	43	10.8	16	0
D.Inman	4	34	8.5	12	1
R.Grant	2	15	7.5	8	0
C.Rogers	2	9	4.5	11	0
N.Hines	1	20	20.0	20	0
Z.Pascal	1	11	11.0	11	0
M.Mack	1	8	8.0	8	0
<b>Total</b>	<b>24</b>	<b>295</b>	<b>12.3</b>	<b>68</b>	<b>3</b>

Interceptions	No	Yds	Avg	Lg	TD
D. Leonard	1	10	10.0	10	0
Q. Wilson	1	0	0.0	0	0
<b>Total</b>	<b>2</b>	<b>10</b>	<b>5.0</b>	<b>10</b>	<b>0</b>

### Leading Tacklers (Press Box Totals)

K. Moore II 10-9-1; P. Desir 7-6-1; D. Leonard 7-5-2.

Sacks: J. Sheard 1.5; D. Autry 1; K. Turay 1; D. Leonard 1; K. Moore II 0.5.

FF: D. Leonard 1. FR: None.

### TEAM STATISTICS

	Titans	Colts
TOTAL FIRST DOWNS	16	26
THIRD DOWN EFFICIENCY	6-14-43%	5-10-50%
FOURTH DOWN EFFICIENCY	0-0-0%	0-0-0%
TOTAL NET YARDS	263	397
Plays - Avg	59-4.5	60-6.6
NET YARDS RUSHING	87	102
Rushes - Avg.	25-3.5	28-3.6
NET YARDS PASSING	176	295
Sacks - Yards Lost	5-27	0-0
PASS ATT-COMP-INT	29-21-2	32-24-0
PUNTS - Avg.	6-49.3	3-47.3
PUNT RETURNS - Yards	0-0	3-65
KICKOFF RETURNS - Yards	0-0	1-19
Interceptions - Yards	0-0	2-10
PENALTIES Number and Yards	8-112	7-60
FUMBLES - Lost	1-0	2-0
TOUCHDOWNS	1	5
EXTRA POINTS Made-Attempts	1-1	5-5
FIELD GOALS Made-Attempts	1-1	1-1
RED ZONE EFFICIENCY	1-1-100%	4-5-80%
GOAL TO GO EFFICIENCY	1-1-100%	2-3-67%
SAFETIES	0	0
GIVEAWAYS	2	0
TAKEAWAYS	0	2
TIME OF POSSESSION	28:44	31:16



# TITANS-TEXANS: GAME SUMMARY



**Titans 17, Texans 34**  
**Week 12 • Monday, Nov. 16, 2018 • 7:15 p.m. CT • NRG Stadium**



## GAME RECAP

In Week 12 of the 2018 season, the Titans traveled to Houston to take on the Texans in a Monday Night matchup. Tennessee lost the contest by a score of 34-17.

Tennessee got on the board first as QB **Marcus Mariota** led the Titans on a six-play, 62-yard scoring drive. WR **Corey Davis** helped move the chains with a 19-yard grab for a first down, but the Titans settled for a 31-yard field goal and an early 3-0 lead. As Houston took the field for their first drive, LB **Jayon Brown** and OLB **Derrick Morgan** sacked Texans QB **Deshaun Watson** on third down to force a three-and-out.

On the second snap of the ensuing possession, Mariota hit TE **Jonnu Smith** for a 61-yard touchdown reception. The Titans extended the lead, 10-0, but Houston then responded with a scoring drive of their own. Texans RB **Lamar Miller** accounted for 49 yards on the ground, as Watson ultimately hit Texans WR **Demaryius Thomas** for a 12-yard score. Houston got on the board, 10-7.

In the second quarter, Houston put up 17 total points. Watson rushed in a 15-yard score as Houston took the lead, 14-10. On the Texans' following possession, after stopping the Titans on fourth-and-one deep in Houston territory, Miller ran 97 yards to tack on another rushing score as Houston increased its lead, 21-10. With time expiring in the second quarter, Texans K **Ka'imi Fairbairn** kicked a 43-yard field goal as Houston made it a 24-10 game heading into halftime.

Houston opened the second half of the contest with a 47-yard field goal to increase the lead, 27-10. Later in the third quarter, the Titans showed signs of life after putting together a quick three-play scoring drive. Mariota connected with Davis for a 48-yard score to inch closer to Houston, 27-17.

However, in the fourth quarter Watson connected with Thomas for another score on a 10-yard touchdown pass. The Titans were unable to construct a come-from-behind victory, falling to the division rivals by a final score of 34-17.

## SCORING

	1	2	3	4	Final
Tennessee	10	0	7	0	17
Houston	7	17	3	7	34

TEAM	SCORING PLAY	TIME
Titans	R.Succop 31 yd. Field Goal	1-11:47
Titans	J.Smith 61 yd. pass from M.Mariota (R.Succop kick)	1-9:21
Texans	De.Thomas 12 yd. pass from D.Watson (K.Fairbairn kick)	1-5:21
Texans	D.Watson 15 yd. run (K.Fairbairn kick)	2-14:53
Texans	L.Miller 97 yd. run (K.Fairbairn kick)	2-9:22
Texans	K.Fairbairn 43 yd. Field Goal	2-0:00
Texans	K.Fairbairn 47 yd. Field Goal	3-8:53
Titans	C.Davis 48 yd. pass from M.Mariota (R.Succop kick)	3-0:13
Texans	De.Thomas 10 yd. pass from D.Watson (K.Fairbairn kick)	4-8:15

**Missed FGs:** None.

**Attendance:** 71,826.

**Time of Game:** 2:44.

**Weather:** Indoors.

**Referee:** Craig Wrolstad.



## TITANS STARTERS

### OFFENSE

WR 19	T.Sharpe
TE 81	J.Smith
LT 77	T.Lewan
LG 67	Q.Spain
C 60	B.Jones
RG 64	J.Kline
RT 78	J.Conklin
TE 88	L.Stocker
WR 84	C.Davis
QB 8	M.Mariota
RB 33	D.Lewis

### DEFENSE

DE 90	D.Jones
NT 94	A.Johnson
DT 99	J.Casey
OLB 91	D.Morgan
ILB 59	W.Woodyard
ILB 54	R.Evans
OLB 98	B.Orakpo
CB 26	L.Ryan
SS 24	K.Vaccaro
FS 31	K.Byard
CB 25	A.Jackson

## TEXANS STARTERS

### OFFENSE

WR 10	D.Hopkins
LT 70	J.Davenport
LG 64	S.Kelemete
C 66	N.Martin
RG 73	Z.Fulton
RT 74	K.Lamm
TE 84	R.Griffin
TE 83	J.Thomas
WR 87	De.Thomas
QB 4	D.Watson
RB 26	L.Miller

### DEFENSE

DE 99	J.Watt
NT 92	B.Dunn
DE 98	D.Reader
SAM 59	W.Mercilus
MIKE 55	B.McKinney
WILL 41	Z.Cunningham
JACK 90	J.Clowney
CB 24	J.Joseph
CB 25	K.Jackson
S 20	J.Reid
S 32	T.Mathieu

## TITANS INDIVIDUAL STATISTICS

Rushing	Att	Yds	Avg	Lg	TD
C.Davis	1	39	39.0	39	0
D.Henry	8	30	3.8	8	0
M.Mariota	6	28	4.7	14	0
D.Lewis	7	8	1.1	7	0
L.Stocker	1	0	0.0	0	0
<b>Total</b>	<b>23</b>	<b>105</b>	<b>4.6</b>	<b>39</b>	<b>0</b>

Passing	Att	Cmp	Yds	TD	Lg	IN	Rt
M.Mariota	23	22	303	2	61	0	0147.7
<b>Total</b>	<b>23</b>	<b>22</b>	<b>303</b>	<b>2</b>	<b>61</b>	<b>0</b>	<b>0147.7</b>

Receiving	No	Yds	Avg	Lg	TD
D.Lewis	7	33	4.7	11	0
C.Davis	4	96	24.0	48	1
A.Firkser	4	52	13.0	20	0
J.Smith	2	63	31.5	61	1
D.Henry	2	19	9.5	11	0
L.Stocker	1	14	14.0	14	0
C.Batson	1	13	13.0	13	0
M.Pruitt	1	13	13.0	13	0
<b>Total</b>	<b>22</b>	<b>303</b>	<b>13.8</b>	<b>61</b>	<b>2</b>

Interceptions	No	Yds	Avg	Lg	TD
None	0	0	-	-	0
<b>Total</b>	<b>0</b>	<b>0</b>	<b>-</b>	<b>-</b>	<b>0</b>

## Leading Tacklers (Coaching Totals)

L. Ryan 9-3-6; K. Vaccaro 8-5-3; W. Woodyard 8-5-3.

**Sacks:** K. Vaccaro 1; J. Casey 1; H. Landry 0.5; J. Brown 0.5; D. Morgan 0.5; B. Orakpo 0.5.

**FF:** None. **FR:** None.

## TEXANS INDIVIDUAL STATISTICS

Rushing	Att	Yds	Avg	Lg	TD
L.Miller	12	162	13.5	97	1
D.Watson	9	70	7.8	34	1
A.Blue	13	49	3.8	9	0
<b>Total</b>	<b>34</b>	<b>281</b>	<b>8.3</b>	<b>97</b>	<b>2</b>

Passing	Att	Cmp	Yds	TD	Lg	IN	Rt
D.Watson	24	19	210	2	28	0	0130.9
<b>Total</b>	<b>24</b>	<b>19</b>	<b>210</b>	<b>2</b>	<b>28</b>	<b>0</b>	<b>0130.9</b>

Receiving	No	Yds	Avg	Lg	TD
D.Hopkins	5	74	14.8	28	0
De.Thomas	4	38	9.5	12	2
R.Griffin	3	38	12.7	22	0
K.Coutee	2	14	7.0	7	0
D.Carter	1	14	14.0	14	0
A.Blue	1	13	13.0	13	0
J.Akins	1	8	8.0	8	0
J.Thomas	1	6	6.0	6	0
L.Miller	1	5	5.0	5	0
<b>Total</b>	<b>19</b>	<b>210</b>	<b>11.1</b>	<b>28</b>	<b>2</b>

Interceptions	No	Yds	Avg	Lg	TD
None	0	0	-	-	0
<b>Total</b>	<b>0</b>	<b>0</b>	<b>-</b>	<b>-</b>	<b>0</b>

## Leading Tacklers (Press Box Totals)

B. McKinney 10-6-4; J. Watt 9-6-3; Z. Cunningham 7-5-2.

**Sacks:** C. Covington 2.5; J. Watt 1.5; W. Mercilus 1.5; J. Clowney 0.5.

**FF:** J. Watt 1; B. Scarlett 1. **FR:** A. Colvin 1.

## TEAM STATISTICS

	Titans	Texans
TOTAL FIRST DOWNS	14	19
THIRD DOWN EFFICIENCY	4-12-33%	4-11-36%
FOURTH DOWN EFFICIENCY	0-1-0%	1-1-100%
TOTAL NET YARDS	365	462
Plays - Avg	52-7.0	62-7.5
NET YARDS RUSHING	105	281
Rushes - Avg.	23-4.6	34-8.3
NET YARDS PASSING	260	181
Sacks - Yards Lost	6-43	4-29
PASS ATT-COMP-INT	23-22-0	24-19-0
PUNTS - Avg.	6-49.7	5-44.8
PUNT RETURNS - Yards	2-19	3-37
KICKOFF RETURNS - Yards	2-56	1-30
Interceptions - Yards	0-0	0-0
PENALTIES Number and Yards	7-50	3-53
FUMBLES - Lost	2-1	1-0
TOUCHDOWNS	2	4
EXTRA POINTS Made-Attempts	2-2	4-4
FIELD GOALS Made-Attempts	1-1	2-2
RED ZONE EFFICIENCY	0-2-0%	3-3-100%
GOAL TO GO EFFICIENCY	0-0-0%	0-0-0%
SAFETIES	0	0
GIVEAWAYS	1	0
TAKEAWAYS	0	1
TIME OF POSSESSION	30:02	29:58

# TITANS-JETS: GAME SUMMARY



**Titans 26, Jets 22**  
**Week 13 • Sunday, Dec. 2, 2018 • 3:05 p.m. CT • Nissan Stadium**



## GAME RECAP

In Week 13 of the 2018 season, the Titans hosted the New York Jets at Nissan Stadium. QB **Marcus Mariota** engineered his 12th career game-winning drive as Tennessee earned a come-from-behind victory with a final score of 26-22.

Tennessee surrendered 10 points in the first quarter. On New York's opening possession, Jets QB **Josh McCown** led his team on an eight-play scoring drive that resulted in a 54-yard field goal and a 3-0 lead. Later in the first quarter, Mariota's pass was intercepted in Titans territory by Jets CB **Trumaine Johnson**, and ran 31 yards into the endzone for a 10-0 New York lead.

In the second quarter, the Jets constructed a 14-play scoring drive as New York tacked on another field goal to extend the lead, 13-0. Later in the quarter, with the Jets forcing Tennessee to go three-and-out, P **Brett Kern**'s punt was blocked and recovered by Jets LB **Kevin Pierre-Louis**. New York capitalized on the play and converted another field goal for a 16-0 lead. However, before the game went to halftime, Tennessee was able to put points on the board. On a 68-yard drive, Mariota connected with TE **Anthony Firkser** for a 12-yard score, but the extra point attempt was blocked as the score sat at 16-6 heading into halftime.

On New York's second possession of the second half, Jets RB **Isaiah Crowell** accounted for 43 yards on the ground, but the Jets were stopped just shy of the red zone. Jets K **Jason Myers** converted another field goal as New York extended its lead, 19-6. On the ensuing Tennessee possession, WR **Tajae Sharpe** amassed 48 receiving yards to help the Titans offense flip field possession. Ultimately, RB **Derrick Henry** rushed in a one-yard touchdown to cut the lead, 19-13. The Jets then responded on their following possession with a 39-yard field goal to increase the New York lead, 22-13.

In the fourth quarter, the Titans inched closer with field goals on back-to-back possessions to make it a three point game at 22-19. WR **Taywan Taylor** accounted for two catches and 99 yards on those two offensive possessions to help move the chains. With less than two minutes remaining in regulation, Tennessee took possession of the ball and constructed a six-play, 86-yard scoring drive with help from a 27-yard scramble by

Mariota and a 25-yard pass to Firkser. Ultimately, Mariota tossed an 11-yard touchdown pass to WR **Corey Davis** on third-and-seven, and the go-ahead score gave Tennessee its first lead of the day, 26-22. The Titans defense stepped up in the fourth quarter, forcing New York to punt four of five possessions, and sealed the victory on the Jets' fifth possession with an interception by CB **Malcolm Butler**.

## SCORING

	1	2	3	4	Final
New York Jets	10	6	6	0	22
Tennessee	0	6	7	13	26

TEAM	SCORING PLAY	TIME
Jets	J.Myers 54 yd. Field Goal	1-9:35
Jets	T.Johnson 31 yd. interception return (J.Myers kick)	1-7:59
Jets	J.Myers 34 yd. Field Goal	2-11:41
Jets	J.Myers 43 yd. Field Goal	2-2:51
Titans	A.Firkser 12 yd. pass from M.Mariota (kick blocked)	2-0:57
Jets	J.Myers 39 yd. Field Goal (15-55, 7:18)	3-10:39
Titans	D.Henry 1 yd. run (R.Succop kick)	3-7:44
Jets	J.Myers 39 yd. Field Goal	3-0:26
Titans	R.Succop 24 yd. Field Goal	4-9:29
Titans	R.Succop 33 yd. Field Goal	4-5:39
Titans	C. Davis 11 yd. pass from M. Mariota (R. Succop kick)	4-0:36

**Missed FGs:** None.

**Attendance:** 60,904.

**Time of Game:** 3:17.

**Weather:** 70° F, wind SW 13 mph.

**Referee:** Jerome Boger.



## JETS STARTERS

OFFENSE				DEFENSE			
WR 11	R.Anderson	DL 92	L.Williams				
LT 68	K.Beachum	DL 99	S.McLendon				
LG 70	D.Dozier	DL 98	M.Pennel				
C 78	J.Harrison	OLB 96	H.Anderson				
RG 67	B.Winters	ILB 58	D.Lee				
RT 72	B.Shell	ILB 54	A.Williamson				
TE 89	C.Herdon	OLB 41	B.Skrine				
WR 10	J.Kearse	CB 22	T.Johnson				
WR 81	Q.Enunwa	CB 21	M.Claiborne				
QB 15	J.McCown	SS 33	J.Adams				
RB 20	I.Crowell	FS 27	D.Roberts				

## TITANS STARTERS

OFFENSE				DEFENSE			
WR 19	T.Sharpe	DE 90	D.Jones				
WR 17	C.Batson	DT 99	J.Casey				
LT 77	T.Lewan	OLB 91	D.Morgan				
LG 67	Q.Spain	ILB 59	W.Woodyard				
C 60	B.Jones	ILB 55	J.Brown				
RG 64	J.Kline	OLB 98	B.Orakpo				
RT 78	J.Conklin	CB 25	A.Jackson				
TE 88	L.Stocker	CB 26	L.Ryan				
WR 84	C.Davis	SS 24	K.Vaccaro				
QB 8	M.Mariota	FS 31	K.Byard				
RB 33	D.Lewis	CB 21	M.Butler				

## JETS INDIVIDUAL STATISTICS

Rushing	Att	Yds	Avg	Lg	TD
I. Crowell	21	98	4.7	27	0
E. McGuire	6	19	3.2	7	0
T. Cannon	4	18	4.5	8	0
A. Roberts	1	18	18.0	18	0
J. McCown	1	3	3.0	3	0
<b>Total</b>	<b>33</b>	<b>156</b>	<b>4.7</b>	<b>27</b>	<b>0</b>

## TITANS INDIVIDUAL STATISTICS

Rushing	Att	Yds	Avg	Lg	TD
M.Mariota	4	43	10.8	27	0
D.Henry	10	40	4.0	12	1
D.Lewis	6	36	6.0	11	0
C.Davis	1	12	12.0	12	0
B.Gabbert	1	-1	-1.0	-1	0
<b>Total</b>	<b>22</b>	<b>130</b>	<b>5.9</b>	<b>27</b>	<b>1</b>

## TEAM STATISTICS

	Jets	Titans
TOTAL FIRST DOWNS	15	22
THIRD DOWN EFFICIENCY	3-14-21%	1-11-9%
FOURTH DOWN EFFICIENCY	0-0-0%	0-0-0%
TOTAL NET YARDS	280	403
Plays - Avg	65-4.3	60-6.7
NET YARDS RUSHING	156	130
Rushes - Avg.	33-4.7	22-5.9
NET YARDS PASSING	124	273
Sacks - Yards Lost	2-4	3-9
PASS ATT-COMP-INT	30-17-1	35-20-1
PUNTS - Avg.	6-44.5	7-38.0
PUNT RETURNS - Yards	1-4	0-0
KICKOFF RETURNS - Yards	2-82	1-35
Interceptions - Yards	1-31	1-0
PENALTIES Number and Yards	11-96	8-75
FUMBLES - Lost	0-0	2-0
TOUCHDOWNS	1	3
EXTRA POINTS Made-Attempts	1-1	2-3
FIELD GOALS Made-Attempts	5-5	2-2
RED ZONE EFFICIENCY	0-3-0%	3-5-60%
GOAL TO GO EFFICIENCY	0-0-0%	1-3-33%
SAFETIES	0	0
GIVEAWAYS	1	1
TAKEAWAYS	1	1
TIME OF POSSESSION	33:22	26:38

Passing	Att	Cmp	Yds	TD	Lg	IN	Rt
J.McCown	30	17	128	0	20	1	53.2
<b>Total</b>	<b>30</b>	<b>17</b>	<b>128</b>	<b>0</b>	<b>20</b>	<b>1</b>	<b>53.2</b>

Receiving	No	Yds	Avg	Lg	TD
R.Anderson	4	48	12.0	16	0
I.Crowell	4	9	2.3	7	0
C.Herdon	2	31	15.5	20	0
J.Leggett	2	18	9.0	10	0
Q.Enunwa	2	9	4.5	7	0
A.Roberts	1	10	10.0	10	0
T.Cannon	1	7	7.0	7	0
E.McGuire	1	-4	-4.0	-4	0
<b>Total</b>	<b>17</b>	<b>128</b>	<b>7.5</b>	<b>20</b>	<b>0</b>

Interceptions	No	Yds	Avg	Lg	TD
T. Johnson	1	31	31.0	31	1
<b>Total</b>	<b>1</b>	<b>31</b>	<b>31.0</b>	<b>31</b>	<b>1</b>

## Leading Tacklers (Press Box Totals)

J. Adams 11-10-1; A. Williamson 9-5-4; D. Lee 8-3-5.

**Sacks:** J. Adams 1; J. Jenkins 1; F. Luvu 1.

**FF:** J. Adams 1. **FR:** None.

Passing	Att	Cmp	Yds	TD	Lg	IN	Rt
M.Mariota	35	20	282	2	55	1	90.4
<b>Total</b>	<b>35</b>	<b>20</b>	<b>282</b>	<b>2</b>	<b>55</b>	<b>1</b>	<b>90.4</b>

Receiving	No	Yds	Avg	Lg	TD
T.Taylor	3	104	34.7	55	0
T.Sharpe	3	51	17.0	28	0
C.Davis	3	42	14.0	22	1
A.Firkser	3	42	14.0	25	1
J.Smith	2	29	14.5	18	0
D.Henry	2	5	2.5	4	0
D.Lewis	2	-2	-1.0	2	0
C.Batson	1	7	7.0	7	0
M.Pruitt	1	4	4.0	4	0
<b>Total</b>	<b>20</b>	<b>282</b>	<b>14.1</b>	<b>55</b>	<b>2</b>

Interceptions	No	Yds	Avg	Lg	TD
M. Butler	1	0	0.0	0	0
<b>Total</b>	<b>1</b>	<b>0</b>	<b>0.0</b>	<b>-</b>	<b>0</b>

## Leading Tacklers (Press Box Totals)

R. Evans 8-6-2; A. Jackson 7-7-0; W. Woodyard 7-1-6.

**Sacks:** J. Brown 1; J. Casey 1.

**FF:** None. **FR:** None.

# TITANS-JAGUARS: GAME SUMMARY



Titans 30, Jaguars 9

Week 14 • Thursday, Dec. 6, 2018 • 7:20 p.m. CT • Nissan Stadium



## GAME RECAP

In Week 14 of the 2018 season, the Titans hosted the division rival Jacksonville Jaguars on Thursday Night Football and won by a score of 30-9. RB **Derrick Henry** led the Titans to victory with four touchdowns and a franchise record 238 rushing yards, including a NFL record-tying 99-yard score.

The Titans got on the board on their opening possession with a 73-yard scoring drive. QB **Marcus Mariota** connected with RB **Dion Lewis** for a 29-yard gain to help move the chains, as Henry ran in a three-yard score for an early 7-0 lead. On Jacksonville's first possession, Jaguars QB **Cody Kessler** was sacked on third down by S **Kevin Byard** and the team was forced to punt the ball away.

On the following Titans possession, Mariota threw an interception to Jaguars S **Ronnie Harrison**. Jacksonville was unable to capitalize on the turnover, as the Tennessee defense forced the Jaguars to punt. However, WR **Cameron Batson** was back to return the punt and bobbled the ball. Batson was tackled in the end zone by Jaguars LB **Leon Jacobs** for a safety as Jacksonville got on the board, 7-2.

On the ensuing Jacksonville possession, the Jaguars had a first-and-goal at the three-yard line. However, they were stopped short of the goal line on three runs and one incomplete pass. On fourth-and-goal at the one-yard line, rookie ILB **Rashaan Evans** stopped Jaguars RB **Leonard Fournette** on a carry for no gain. On the ensuing play, Henry darted the length of the field for a 99-yard rushing score. This marked just the second 99-yard rushing touchdown in NFL history, as the Titans took a 13-2 lead after a missed extra point attempt. Before the first half ended, the Titans tacked on a field goal to take a 16-2 lead into halftime.

In the third quarter, the Titans offense constructed a 10-play, 68-yard scoring drive. Mariota tossed first down passes to TE **Anthony Firkser** and WR **Taywan Taylor**, Henry took a direct snap for 15 yards and a first down, and Mariota added a 12-yard scramble for a first down. Ultimately, Henry ran in a 16-yard score for a 23-2 lead.

Then, on the ensuing Jacksonville possession, DT **Jurrell Casey** and OLB **Sharif Finch** strip sacked Kessler, and the ball was recovered by Finch. On the first offensive

snap for Tennessee, Henry took the ball 54 yards for his fourth rushing score and a 30-2 lead.

Later in the third quarter, with a fourth-and-goal at the Tennessee seven-yard line, Kessler tossed a seven-yard touchdown pass to Jaguars WR **Dede Westbrook**. Jacksonville inched closer with a 30-9 score, but ultimately couldn't mount a comeback. Tennessee won the contest and recorded a fourth consecutive win over Jacksonville.

## SCORING

	1	2	3	4	Final
Jacksonville	2	0	7	0	9
Tennessee	7	9	14	0	30

TEAM	SCORING PLAY	TIME
Titans	D.Henry 3 yd. run (R.Succop kick)	1-9:30
Jaguars	C.Batson tackled in end zone by L.Jacobs for a Safety	1-0:45
Titans	D.Henry 99 yd. run (kick failed, hlu)	2-7:07
Titans	R.Succop 33 yd. Field Goal	2-0:05
Titans	D.Henry 16 yd. run (R.Succop kick)	3-7:19
Titans	D.Henry 54 yd. run (R.Succop kick)	3-5:30
Jaguars	D.Westbrook 7 yd. pass from C.Kessler (J.Lambo kick)	3-1:49

Missed FGs: None.

Attendance: 60,344.

Time of Game: 2:58.

Weather: 44° F, wind WSW 5 mph.

Referee: John Parry.



## TEAM STATISTICS

	Jaguars	Titans
TOTAL FIRST DOWNS	17	21
THIRD DOWN EFFICIENCY	2-12-17%	7-11-64%
FOURTH DOWN EFFICIENCY	2-5-40%	0-1-0%
TOTAL NET YARDS	255	426
Plays - Avg	67-3.8	57-7.5
NET YARDS RUSHING	60	264
Rushes - Avg.	20-3.0	32-8.3
NET YARDS PASSING	195	162
Sacks - Yards Lost	4-45	1-0
PASS ATT-COMP-INT	43-25-0	24-18-1
PUNTS - Avg.	5-50.0	2-59.0
PUNT RETURNS - Yards	2-0	3-12
KICKOFF RETURNS - Yards	3-50	1-29
Interceptions - Yards	1-14	0-0
PENALTIES Number and Yards	7-67	3-30
FUMBLES - Lost	1-1	1-0
TOUCHDOWNS	1	4
EXTRA POINTS Made-Attempts	1-1	3-4
FIELD GOALS Made-Attempts	0-0	1-1
RED ZONE EFFICIENCY	1-2-50%	2-5-40%
GOAL TO GO EFFICIENCY	1-2-50%	1-2-50%
SAFETIES	1	0
GIVEAWAYS	1	1
TAKEAWAYS	1	1
TIME OF POSSESSION	30:40	29:20

## JAGUARS STARTERS

OFFENSE		DEFENSE	
WR 12	D.Westbrook	DE 91	Y.Ngakoue
LT 75	E.Flowers	DT 90	T.Bryan
LG 77	P.Omameh	NT 99	M.Dareus
C 69	T.Shatley	DE 93	C.Campbell
RG 60	A.Cann	WLB 50	Tel.Smith
RT 78	J.Parnell	MLB 44	M.Jack
TE 80	J.O'Shaughnessy	CB 25	D.Hayden
TE 10	D.Moncrief	LCB 20	J.Ramsey
QB 6	C.Kessler	FS 39	T.Gipson
RB 27	L.Fournette	SS 36	R.Harrison
WR 84	K.Cole	RCB 21	A.Bouye

## TITANS STARTERS

OFFENSE		DEFENSE	
WR 19	T.Sharpe	DE 90	D.Jones
TE 81	J.Smith	DT 99	J.Casey
LT 77	T.Lewan	OLB 91	D.Morgan
LG 67	Q.Spain	ILB 59	W.Woodyard
C 60	B.Jones	ILB 55	J.Brown
RG 64	J.Kline	OLB 98	B.Orakpo
RT 78	J.Conklin	CB 26	L.Ryan
WR 13	T.Taylor	SS 24	K.Vaccaro
WR 84	C.Davis	FS 31	K.Byard
QB 8	M.Mariota	CB 21	M.Butler
RB 33	D.Lewis	CB 25	A.Jackson

## JAGUARS INDIVIDUAL STATISTICS

Rushing	Att	Yds	Avg	Lg	TD
L.Fournette	14	36	2.6	7	0
C.Kessler	5	17	3.4	10	0
T.Yeldon	1	7	7.0	7	0
<b>Total</b>	<b>20</b>	<b>60</b>	<b>3.0</b>	<b>10</b>	<b>0</b>

Passing	Att	Cmp	Yds	TD	Lg	IN	Rt
C.Kessler	43	25	240	1	35	0	81.5
<b>Total</b>	<b>43</b>	<b>25</b>	<b>240</b>	<b>1</b>	<b>35</b>	<b>0</b>	<b>81.5</b>

Receiving	No	Yds	Avg	Lg	TD
D.Westbrook	7	88	12.6	23	1
D.Moncrief	5	47	9.4	12	0
K.Cole	3	55	18.3	35	0
J.O'Shaughnessy	3	12	4.0	7	0
B.Bell	2	16	8.0	9	0
L.Fournette	2	5	2.5	9	0
R.Greene	1	10	10.0	10	0
T.Yeldon	1	10	10.0	10	0
C.Hyde	1	-3	-3.0	-3	0
<b>Total</b>	<b>25</b>	<b>240</b>	<b>9.6</b>	<b>35</b>	<b>1</b>

Interceptions	No	Yds	Avg	Lg	TD
R. Harrison	1	14	14.0	14	0
<b>Total</b>	<b>1</b>	<b>14</b>	<b>14.0</b>	<b>14</b>	<b>0</b>

## Leading Tacklers (Press Box Totals)

M. Jack 13-8-5; T. Smith 10-5-5.

Sacks: M. Jack 1.

FF: None. FR: None.

## TITANS INDIVIDUAL STATISTICS

Rushing	Att	Yds	Avg	Lg	TD
D.Henry	17	238	14.0	99	4
D.Lewis	10	13	1.3	5	0
M.Mariota	4	13	3.3	12	0
C.Davis	1	0	0.0	0	0
<b>Total</b>	<b>32</b>	<b>264</b>	<b>8.3</b>	<b>99</b>	<b>4</b>

Passing	Att	Cmp	Yds	TD	Lg	IN	Rt
M.Mariota	24	18	162	0	29	1	75.3
<b>Total</b>	<b>24</b>	<b>18</b>	<b>162</b>	<b>0</b>	<b>29</b>	<b>1</b>	<b>75.3</b>

Receiving	No	Yds	Avg	Lg	TD
T.Taylor	6	59	9.8	13	0
D.Lewis	5	39	7.8	29	0
A.Firkser	3	27	9.0	16	0
C.Davis	2	21	10.5	13	0
M.Pruitt	1	9	9.0	9	0
L.Stocker	1	7	7.0	7	0
<b>Total</b>	<b>18</b>	<b>162</b>	<b>9.0</b>	<b>29</b>	<b>0</b>

Interceptions	No	Yds	Avg	Lg	TD
None					
<b>Total</b>	<b>0</b>	<b>0</b>	<b>-</b>	<b>-</b>	<b>0</b>

## Leading Tacklers (Coaching Totals)

L. Ryan 9-6-3; W. Woodyard 8-4-4.

Sacks: J. Casey 1.5; L. Ryan 1; K. Byard 1; S. Finch 0.5.

FF: S. Finch 1. FR: S. Finch 1.



# TITANS-GIANTS: GAME SUMMARY



## Titans 17, Giants 0

Week 15 • Sunday, Dec. 16, 2018 • 1:00 p.m. ET • MetLife Stadium



### GAME RECAP

In Week 15 of the 2018 season, the Titans traveled to New York to take on the Giants and won by a score of 17-0. It marked the franchise's 16th shutout and first shutout since 2000.

Tennessee got on the board first as QB **Marcus Mariota** led the Titans on a 15-play, 75-yard scoring drive. Mariota rushed for an 11-yard first down, and tossed 11-yard and 17-yard first down strikes to WR **Corey Davis** to keep the chains moving. Additionally, RB **Derrick Henry** took a direct snap and passed a six-yard first down to WR **Tajae Sharpe**. Ultimately, Henry ran in a one-yard touchdown for an early 7-0 lead.

S **Kevin Byard** sacked Giants QB **Eli Manning** for a loss of 10 yards to end the first half, which marked the only New York possession of the first half that didn't result in a punt.

The Giants opened the second half with turnovers on consecutive possessions. On New York's opening drive of the second half, with the Giants driving, Byard picked off Manning in the red zone to give Tennessee possession of the ball at the Tennessee 15-yard line. On the ensuing New York possession, Manning was strip-sacked by OLB **Kamalei Correa** and the ball was recovered by DT **Jurrell Casey** at the Giants 14-yard line. The Titans were able to capitalize on the turnover, as Henry grinded into the end-zone for his second one-yard rushing touchdown of the day and a 14-0 lead.

In the fourth quarter, Tennessee tacked on a field goal to extend the lead to 17-0. The Giants couldn't mount a comeback, and the Titans defense sealed the shutout with a fourth-down stop at their own four-yard line.

### SCORING

	1	2	3	4	Final
Tennessee	7	0	7	3	17
New York Giants	0	0	0	0	0

TEAM	SCORING PLAY	TIME
Titans	D.Henry 1 yd. run (R.Succop kick)	1-2:43
Titans	D.Henry 1 yd. run (R.Succop kick)	3-2:20
Titans	R.Succop 22 yd. Field Goal	4-5:06

**Missed FGs:** R. Succop 48W/L.

**Attendance:** 74,538.

**Time of Game:** 3:07.

**Weather:** 40° F, wind N 6 mph.

**Referee:** Shawn Hochuli.



### TEAM STATISTICS

	Titans	Giants
TOTAL FIRST DOWNS	22	15
THIRD DOWN EFFICIENCY	5-14-36%	3-16-19%
FOURTH DOWN EFFICIENCY	1-1-100%	2-3-67%
TOTAL NET YARDS	301	260
Plays - Avg	67-4.5	63-4.1
NET YARDS RUSHING	215	47
Rushes - Avg.	45-4.8	16-2.9
NET YARDS PASSING	86	213
Sacks - Yards Lost	1-8	3-16
PASS ATT-COMP-INT	21-13-0	44-21-1
PUNTS - Avg.	5-44.0	6-39.5
PUNT RETURNS - Yards	1-8	3-2
KICKOFF RETURNS - Yards	1-27	4-91
Interceptions - Yards	1-0	0-0
PENALTIES Number and Yards	4-35	10-58
FUMBLES - Lost	0-0	1-1
TOUCHDOWNS	2	0
EXTRA POINTS Made-Attempts	2-2	0-0
FIELD GOALS Made-Attempts	1-2	0-0
RED ZONE EFFICIENCY	2-3-67%	0-2-0%
GOAL TO GO EFFICIENCY	2-2-100%	0-1-0%
SAFETIES	0	0
GIVEAWAYS	0	2
TAKEAWAYS	2	0
TIME OF POSSESSION	35:21	24:39

### TITANS STARTERS

#### OFFENSE

WR 19	T.Sharpe
WR 13	T.Taylor
LT 77	T.Lewan
LG 67	Q.Spain
C 60	B.Jones
RG 64	J.Kline
RT 71	D.Kelly
TE 88	L.Stocker
WR 84	C.Davis
QB 8	M.Mariota
RB 22	D.Henry

#### DEFENSE

DE 90	D.Jones
NT 94	A.Johnson
DT 99	J.Casey
OLB 91	D.Morgan
OLB 59	W.Woodyard
ILB 58	H.Landry
OLB 54	R.Evans
CB 26	L.Ryan
SS 24	K.Vaccaro
FS 31	K.Byard
CB 25	A.Jackson

### GIANTS STARTERS

#### OFFENSE

87	S.Shepard
76	N.Solder
71	W.Hernandez
77	S.Pulley
78	J.Brown
63	C.Wheeler
88	E.Engram
85	R.Ellison
82	S.Simonson
10	E.Manning
26	S.Barkley

#### DEFENSE

DL 95	B.Hill
DL 94	D.Tomlinson
DL 97	J.Mauro
ILB 93	B.Goodson
\$LB 52	A.Ogletree
WILL 54	O.Vernon
LCB 23	B.Webb
RCB 20	J.Jenkins
SS 31	M.Thomas
FS 35	C.Riley
DB 34	G.Haley

### TITANS INDIVIDUAL STATISTICS

Rushing	Att	Yds	Avg	Lg	TD
D.Henry	33	170	5.2	22	2
D.Lewis	7	35	5.0	17	0
M.Mariota	2	11	5.5	11	0
B.Gabbert	3	-1	-0.3	0	0
<b>Total</b>	<b>45</b>	<b>215</b>	<b>4.8</b>	<b>22</b>	<b>2</b>

Passing	Att	Cmp	Yds	TD	Lg	IN	Rt
M.Mariota	20	12	88	0	17	0	70.4
D.Henry	1	1	6	0	6	0	91.7
<b>Total</b>	<b>21</b>	<b>13</b>	<b>94</b>	<b>0</b>	<b>17</b>	<b>0</b>	<b>72.3</b>

Receiving	No	Yds	Avg	Lg	TD
C.Davis	3	33	11.0	17	0
D.Lewis	3	9	3.0	7	0
L.Stocker	2	27	13.5	15	0
T.Taylor	2	17	8.5	14	0
T.Sharpe	1	6	6.0	6	0
M.Pruitt	1	2	2.0	2	0
D.Henry	1	0	0.0	0	0
<b>Total</b>	<b>13</b>	<b>94</b>	<b>7.2</b>	<b>17</b>	<b>0</b>

Interceptions	No	Yds	Avg	Lg	TD
K. Byard	1	0	0.0	0	0
<b>Total</b>	<b>1</b>	<b>0</b>	<b>0.0</b>	<b>0</b>	<b>0</b>

### Leading Tacklers (Coaching Totals)

K. Lewis 8-7-1; R. Evans 5-4-1; W. Woodyard 5-4-1.

**Sacks:** K. Byard 1; L. Ryan 1; K. Correa 1.

**FF:** K. Correa 1. **FR:** J. Casey 1.

### GIANTS INDIVIDUAL STATISTICS

Rushing	Att	Yds	Avg	Lg	TD
S.Barkley	14	31	2.2	17	0
R.Dixon	1	14	14.0	14	0
E.Penny	1	2	2.0	2	0
<b>Total</b>	<b>16</b>	<b>47</b>	<b>2.9</b>	<b>17</b>	<b>0</b>

Passing	Att	Cmp	Yds	TD	Lg	IN	Rt
E.Manning	44	21	229	0	38	1	54.1
<b>Total</b>	<b>44</b>	<b>21</b>	<b>229</b>	<b>0</b>	<b>38</b>	<b>1</b>	<b>54.1</b>

Receiving	No	Yds	Avg	Lg	TD
E.Engram	8	75	9.4	22	0
S.Barkley	4	25	6.3	11	0
B.Fowler	2	43	21.5	25	0
S.Shepard	2	37	18.5	38	0
R.Shepard	2	28	14.0	22	0
J.Davis	2	13	6.5	11	0
C.Coleman	1	8	8.0	8	0
<b>Total</b>	<b>21</b>	<b>229</b>	<b>10.9</b>	<b>38</b>	<b>0</b>

Interceptions	No	Yds	Avg	Lg	TD
None					
<b>Total</b>	<b>0</b>	<b>0</b>	<b>-</b>	<b>-</b>	<b>0</b>

### Leading Tacklers (Press Box Totals)

B. Goodson 9-9-0; K. Martin 9-4-5; A. Ogletree 7-6-1; M. Thomas 7-5-2.

**Sacks:** M. Thomas 1.

**FF:** None. **FR:** None.

# TITANS-REDSKINS: GAME SUMMARY



## Titans 25, Redskins 16

Week 16 • Saturday, Dec. 22, 2018 • 3:30 p.m. CT • Nissan Stadium



### GAME RECAP

In Week 16 of the 2018 season, the Titans hosted the Redskins for a Saturday afternoon matchup and won by a score of 25-16.

The Redskins got on the board on their opening possession with a 50-yard field goal for an early 3-0 lead. Tennessee responded on its opening possession with an 11-play, 69-yard scoring drive that resulted in a one-yard rushing touchdown by RB **Derrick Henry**. However, the extra point attempt failed as the Titans took a 6-3 lead.

On the following Washington possession, the Redskins orchestrated a 93-yard scoring drive that took 10:58 off the clock. Redskins QB **Josh Johnson** and Redskins RB **Adrian Peterson** rushed for first downs, and Johnson tossed first down passes to Redskins WR **Josh Doctson** and Redskins TE **Jeremy Sprinkle** to keep the chains moving. Ultimately, Johnson connected with Redskins WR **Michael Floyd** for a seven-yard strike and a 10-6 Washington lead.

Later in the second quarter, the Titans tacked on a 42-yard field goal to cut Washington's lead to 10-9. However, QB **Marcus Mariota** was injured on the drive and exited the game.

In the third quarter, Washington converted a 40-yard field goal to increase the Redskins lead, 13-9.

In the fourth quarter, both Tennessee and Washington added field goals as the Redskins maintained lead, 16-12.

With QB **Blaine Gabbert** controlling the offense, the Titans put together a 75-yard scoring drive. A 35-yard reception by WR **Taywan Taylor** helped flip field position, and an 18-yard run by Henry put the offense in position, as ultimately Gabbert tossed a two-yard score to TE **MyCole Pruitt**. The Titans took the lead 19-16, with 4:30 remaining in the game.

On the following Redskins possession, with Washington in Tennessee territory, Johnson's pass was intercepted by S **Kevin Byard** to give the Titans possession of

the ball. Tennessee went three-and-out, and the Redskins offense took the field again with no timeouts and hopes of an orchestrating a comeback. However, Johnson was immediately intercepted by CB **Malcolm Butler**, who ran 56 yards for a touchdown to seal a Titans victory, 25-16.

### SCORING

	1	2	3	4	Final
Washington	3	7	3	3	16
Tennessee	6	3	0	16	25

TEAM	SCORING PLAY	TIME
Redskins	D.Hopkins 50 yd. Field Goal	1-12:09
Titans	D.Henry 1 yd. run (kick failed, wl)	1-5:37
Redskins	M.Floyd 7 yd. pass from J.Johnson (D.Hopkins kick)	2-4:28
Titans	R.Succop 42 yd. Field Goal	2-0:00
Redskins	D.Hopkins 40 yd. Field Goal	3-4:57
Titans	R.Succop 33 yd. Field Goal	4-14:55
Redskins	D.Hopkins 46 yd. Field Goal	4-8:09
Titans	M.Pruitt 2 yd. pass from B.Gabbert (R.Succop kick)	4-4:30
Titans	M.Butler 56 yd. interception return	4-0:00

Missed FGs: None.

Attendance: 60,746.

Time of Game: 2:44.

Weather: 51° F, wind S 9 mph.

Referee: John Hussey.



### TEAM STATISTICS

	Redskins	Titans
TOTAL FIRST DOWNS	17	20
THIRD DOWN EFFICIENCY	8-14-57%	5-11-45%
FOURTH DOWN EFFICIENCY	0-0-0%	0-0-0%
TOTAL NET YARDS	292	291
Plays - Avg	59-4.9	55-5.3
NET YARDS RUSHING	161	99
Rushes - Avg.	34-4.7	27-3.7
NET YARDS PASSING	131	192
Sacks - Yards Lost	2-22	3-19
PASS ATT-COMP-INT	23-13-2	25-17-0
PUNT RETURNS - Yards	0-0	1-16
KICKOFF RETURNS - Yards	1-28	1-31
Interceptions - Yards	0-0	2-57
PENALTIES Number and Yards	8-49	2-10
FUMBLES - Lost	0-0	0-0
TOUCHDOWNS	1	3
EXTRA POINTS Made-Attempts	1-1	1-2
FIELD GOALS Made-Attempts	3-3	2-2
RED ZONE EFFICIENCY	1-2-50%	2-4-50%
GOAL TO GO EFFICIENCY	0-0-0%	2-2-100%
SAFETIES	0	0
GIVEAWAYS	2	0
TAKEAWAYS	0	2
TIME OF POSSESSION	33:03	26:57

### REDSKINS STARTERS

OFFENSE			DEFENSE		
WR 18	J.Doctson	DE 93	J.Allen		
LT 71	T.Williams	NT 95	D.Payne		
LG 69	L.Bowanko	DE 98	M.Ioannidis		
C 73	C.Roullier	SLB 94	P.Smith		
RG 67	Z.Kerin	MLB 51	S.Hamilton		
RT 76	M.Moses	MLB 54	M.Foster		
TE 87	J.Sprinkle	WLB 91	R.Kerrigan		
WR 80	J.Crowder	CB 31	F.Moreau		
WR 17	M.Floyd	CB 24	J.Norman		
QB 8	J.Johnson	SS 20	H.Clinton-Dix		
RB 26	A.Peterson	FS 36	D.Swearinger		

### TITANS STARTERS

OFFENSE			DEFENSE		
WR 13	T.Taylor	DE 90	D.Jones		
TE 85	M.Pruitt	DT 99	J.Casey		
LT 77	T.Lewan	OLB 91	D.Morgan		
LG 67	Q.Spain	ILB 59	W.Woodyard		
C 60	B.Jones	ILB 55	J.Brown		
RG 64	J.Kline	OLB 58	H.Landry		
RT 71	D.Kelly	CB 25	A.Jackson		
TE 88	L.Stocker	CB 36	L.Sims		
WR 84	C.Davis	SS 24	K.Vaccaro		
QB 8	M.Mariota	FS 31	K.Byard		
RB 22	D.Henry	CB 21	M.Butler		

### REDSKINS INDIVIDUAL STATISTICS

Rushing	Att	Yds	Avg	Lg	TD
A.Peterson	26	119	4.6	13	0
J.Johnson	4	22	5.5	16	0
C.Thompson	4	20	5.0	15	0
<b>Total</b>	<b>34</b>	<b>161</b>	<b>4.7</b>	<b>16</b>	<b>0</b>

Passing	Att	Cmp	Yds	TD	Lg	IN	Rt
J.Johnson	23	13	153	1	30	2	55.2
<b>Total</b>	<b>23</b>	<b>13</b>	<b>153</b>	<b>1</b>	<b>30</b>	<b>2</b>	<b>55.2</b>

Receiving	No	Yds	Avg	Lg	TD
J.Crowder	5	78	15.6	30	0
J.Doctson	3	30	10.0	22	0
J.Sprinkle	2	22	11.0	15	0
A.Peterson	1	8	8.0	8	0
C.Thompson	1	8	8.0	8	0
M.Floyd	1	7	7.0	7	1
<b>Total</b>	<b>13</b>	<b>153</b>	<b>11.8</b>	<b>30</b>	<b>1</b>

Interceptions	No	Yds	Avg	Lg	TD
None					
<b>Total</b>	<b>0</b>	<b>0</b>	<b>-</b>	<b>-</b>	<b>0</b>

### Leading Tacklers (Press Box Totals)

M. Foster 9-4-5; H. Clinton-Dix 8-7-1; G. Stroman 5-5-0.

Sacks: M. Foster 1; J. Allen 1; R. Kerrigan 1.

FF: None. FR: None.

### TITANS INDIVIDUAL STATISTICS

Rushing	Att	Yds	Avg	Lg	TD
D.Henry	21	84	4.0	18	1
M.Mariota	1	7	7.0	7	0
D.Lewis	3	5	1.7	3	0
D.Jennings	1	2	2.0	2	0
C.Davis	1	1	1.0	1	0
<b>Total</b>	<b>27</b>	<b>99</b>	<b>3.7</b>	<b>18</b>	<b>1</b>

Passing	Att	Cmp	Yds	TD	Lg	IN	Rt
M.Mariota	13	10	110	0	18		0101.4
B.Gabbert	11	7	101	1	35		0123.7
D.Henry	1	0	0	0	0		039.6
<b>Total</b>	<b>25</b>	<b>17</b>	<b>211</b>	<b>1</b>	<b>35</b>		<b>0107.3</b>

Receiving	No	Yds	Avg	Lg	TD
T.Taylor	3	64	21.3	35	0
C.Davis	3	45	15.0	16	0
D.Jennings	3	29	9.7	14	0
D.Lewis	3	20	6.7	18	0
M.Pruitt	2	29	14.5	27	1
A.Firkser	2	16	8.0	12	0
D.Henry	1	8	8.0	8	0
<b>Total</b>	<b>17</b>	<b>211</b>	<b>12.4</b>	<b>35</b>	<b>1</b>

Interceptions	No	Yds	Avg	Lg	TD
M. Butler	1	56	56.0	56	1
K. Byard	1	1	1.0	1	0
<b>Total</b>	<b>2</b>	<b>57</b>	<b>28.5</b>	<b>56</b>	<b>1</b>

### Leading Tacklers (Coaching Totals)

K. Byard 16-10-6; W. Woodyard 10-8-2; J. Brown 9-6-3.

Sacks: W. Woodyard 1; H. Landry 1.

FF: None. FR: None.

# TITANS-COLTS: GAME SUMMARY



## Titans 17, Colts 33

Week 17 • Sunday, Dec. 30, 2018 • 7:20 p.m. CT • Nissan Stadium



### GAME RECAP

In the 2018 regular season finale, the Titans hosted the AFC South rival Indianapolis Colts on Sunday Night Football with a playoff spot at stake and lost by a score of 33-17.

On Indianapolis' opening possession, Colts QB **Andrew Luck** marched his team 92 yards down the field for a scoring drive. Luck threw a 17-yard pass to Colts RB **Nyheim Hines**, a 24-yard toss to Colts WR **Dontrelle Inman**, an 18-yard ball to Colts WR **T.Y. Hilton**, and a 13-yard strike to Colts TE **Eric Ebron**. Ultimately, Luck connected with Inman for an 11-yard touchdown and a 7-0 Colts lead.

Early in the second quarter, Indianapolis tacked on a second score as Luck threw a nine-yard touchdown to Ebron to go ahead, 14-0. On the Colts' next possession, Luck's first pass was immediately intercepted by LB **Jayon Brown** and ran into the endzone for a 22-yard pick-six. Tennessee got on the board, 14-7.

Later in the second quarter, after a Colts field goal, the Titans tacked on a 38-yard field goal to cut Indianapolis' lead to one score heading into halftime, 17-10.

On the Colts first drive of the second half, Luck constructed a 68-yard scoring drive that culminated in a one-yard touchdown pass to Colts TE **Ryan Hewitt** and a 24-10 Indianapolis lead. Later in the third quarter, the Titans inched closer with a quick two-play scoring drive that encapsulated 55 yards. RB **Derrick Henry** rushed once for 33 yards, and QB **Blaine Gabbert** tossed a 22-yard touchdown pass to TE **Luke Stocker** as Tennessee made it a one-score game again, 24-17.

In the fourth quarter, with the Titans driving, Gabbert threw an interception to Colts CB **Kenny Moore II**. Indianapolis capitalized on the turnover with a 25-yard field goal to increase the lead, 27-17. Colts RB **Marlon Mack** also added an eight-yard rushing score in the fourth quarter. Tennessee was unable to overcome the deficit, and fell to Indianapolis by a final score of 33-17.

### SCORING

	1	2	3	4	Final
Indianapolis	7	10	7	9	33
Tennessee	0	10	7	0	17

TEAM	SCORING PLAY	TIME
Colts	D.Inman 11 yd. pass from A.Luck (A.Vinatieri kick)	1-6:39
Colts	E.Ebron 9 yd. pass from A.Luck (A.Vinatieri kick)	2-9:26
Titans	J.Brown 22 yd. interception return (R.Succop kick)	2-6:35
Colts	A.Vinatieri 53 yd. Field Goal	2-0:39
Titans	R.Succop 38 yd. Field Goal	2-0:00
Colts	R.Hewitt 1 yd. pass from A.Luck (A.Vinatieri kick)	3-10:46
Titans	L.Stocker 22 yd. pass from B.Gabbert (R.Succop kick)	3-1:47
Colts	A.Vinatieri 25 yd. Field Goal	4-3:55
Colts	M.Mack 8 yd. run (kick failed, wr)	4-2:24

Missed FGs: None.

Attendance: 68,978.

Time of Game: 3:04.

Weather: 53° F, wind S 4 mph.

Referee: Walt Anderson.



### TEAM STATISTICS

	Colts	Titans
TOTAL FIRST DOWNS	24	11
THIRD DOWN EFFICIENCY	5-13-38%	1-9-11%
FOURTH DOWN EFFICIENCY	1-1-100%	0-1-0%
TOTAL NET YARDS	436	258
Plays - Avg	72-6.1	45-5.7
NET YARDS RUSHING	158	93
Rushes - Avg.	36-4.4	16-5.8
NET YARDS PASSING	278	165
Sacks - Yards Lost	1-7	0-0
PASS ATT-COMP-INT	35-24-1	29-18-2
PUNT RETURNS - Yards	1-0	2-10
KICKOFF RETURNS - Yards	2-55	5-128
Interceptions - Yards	2-44	1-22
PENALTIES Number and Yards	12-96	9-75
FUMBLES - Lost	1-1	1-1
TOUCHDOWNS	4	2
EXTRA POINTS Made-Attempts	3-4	2-2
FIELD GOALS Made-Attempts	2-2	1-1
RED ZONE EFFICIENCY	4-7-57%	0-0-0%
GOAL TO GO EFFICIENCY	3-6-50%	0-0-0%
SAFETIES	0	0
GIVEAWAYS	2	3
TAKEAWAYS	3	2
TIME OF POSSESSION	40:13	19:47

### COLTS STARTERS

OFFENSE	DEFENSE
WR 14 Z.Pascal	DE 94 T.Lewis
LT 74 A.Castanzo	NT 92 M.Hunt
LG 56 Q.Nelson	UT 96 D.Autry
C 67 E.Boehm	DE 93 J.Sheard
RG 64 M.Glowinski	WLB 53 D.Leonard
RT 72 B.Smith	MLB 50 A.Walker
WR 80 C.Rogers	CB 31 Q.Wilson
WR 13 T.Hilton	CB 23 K.Moore II
QB 12 A.Luck	FS 29 M.Hooker
TE 85 E.Ebron	SS 30 G.Odum
RB 25 M.Mack	CB 35 P.Desir

### TITANS STARTERS

OFFENSE	DEFENSE
WR 13 T.Taylor	DE 90 D.Jones
RB 33 D.Lewis	DT 94 A.Johnson
LT 77 T.Lewan	OLB 91 D.Morgan
LG 67 Q.Spain	ILB 59 W.Woodyard
C 60 B.Jones	ILB 55 J.Brown
RG 64 J.Kline	OLB 58 H.Landry
RT 71 D.Kelly	CB 36 L.Sims
TE 88 L.Stocker	CB 25 A.Jackson
WR 84 C.Davis	SS 24 K.Vaccaro
QB 7 B.Gabbert	FS 31 K.Byard
RB 22 D.Henry	CB 21 M.Butler

### COLTS INDIVIDUAL STATISTICS

Rushing	Att	Yds	Avg	Lg	TD
M.Mack	25	119	4.8	21	1
J.Wilkins	3	18	6.0	8	0
A.Luck	7	17	2.4	9	0
N.Hines	1	4	4.0	4	0
<b>Total</b>	<b>36</b>	<b>158</b>	<b>4.4</b>	<b>21</b>	<b>1</b>

Passing	Att	Cmp	Yds	TD	Lg	IN	Rt
A.Luck	35	24	285	3	43	1109.8	
<b>Total</b>	<b>35</b>	<b>24</b>	<b>285</b>	<b>3</b>	<b>43</b>	<b>1109.8</b>	

Receiving	No	Yds	Avg	Lg	TD
D.Inman	5	77	15.4	29	1
E.Ebron	4	60	15.0	22	1
C.Rogers	3	32	10.7	17	0
N.Hines	3	25	8.3	17	0
M.Mack	3	-1	-0.3	4	0
T.Hilton	2	61	30.5	43	0
M.Allie-Cox	1	21	21.0	21	0
J.Wilkins	1	5	5.0	5	0
R.Grant	1	4	4.0	4	0
R.Hewitt	1	1	1.0	1	1
<b>Total</b>	<b>24</b>	<b>285</b>	<b>11.9</b>	<b>43</b>	<b>3</b>

Interceptions	No	Yds	Avg	Lg	TD
D.Leonard	1	28	28.0	28	0
K.Moore II	1	16	16.0	16	0
<b>Total</b>	<b>2</b>	<b>44</b>	<b>22.0</b>	<b>28</b>	<b>0</b>

### Leading Tacklers (Press Box Totals)

D. Leonard 8-4-4; P. Desir 6-4-2, G. Odum 5-3-2.

Sacks: None.

FF: None. FR: None.

### TITANS INDIVIDUAL STATISTICS

Rushing	Att	Yds	Avg	Lg	TD
D.Henry	16	93	5.8	33	0
<b>Total</b>	<b>16</b>	<b>93</b>	<b>5.8</b>	<b>33</b>	<b>0</b>

Passing	Att	Cmp	Yds	TD	Lg	IN	Rt
B.Gabbert	29	18	165	1	22	2	60.3
<b>Total</b>	<b>29</b>	<b>18</b>	<b>165</b>	<b>1</b>	<b>22</b>	<b>2</b>	<b>60.3</b>

Receiving	No	Yds	Avg	Lg	TD
C.Davis	5	48	9.6	18	0
D.Lewis	3	23	7.7	11	0
D.Jennings	3	17	5.7	7	0
M.Pruitt	2	26	13.0	17	0
T.Taylor	2	8	4.0	6	0
L.Stocker	1	22	22.0	22	1
D.Henry	1	13	13.0	13	0
A.Firkser	1	8	8.0	8	0
<b>Total</b>	<b>18</b>	<b>165</b>	<b>9.2</b>	<b>22</b>	<b>1</b>

Interceptions	No	Yds	Avg	Lg	TD
J. Brown	1	22	22.0	22	1
<b>Total</b>	<b>1</b>	<b>22</b>	<b>22.0</b>	<b>22</b>	<b>1</b>

### Leading Tacklers (Press Box Totals)

W. Woodyard 14-10-4; K. Byard 10-6-4

Sacks: H. Landry 1.

FF: J. Brown 1. FR: J. Brown 1.





# MISCELLANEOUS STATISTICS

# TENNESSEE TITANS RECORD WHEN ...

	2018		2017		2016		2015		2014		2013		2012		2011		2010		2009		10-YR. TOTAL		
	W	L	W	L	W	L	W	L	W	L	W	L	W	L	W	L	W	L	W	L	W	L	Pct.
Overall Record	9	7	9	7	9	7	3	13	2	14	7	9	6	10	9	7	6	10	8	8	68	92	0.425
Home	6	2	6	2	5	3	1	7	1	7	3	5	4	4	5	3	3	5	5	3	39	41	0.488
Away	3	5	3	5	4	4	2	6	1	7	4	4	2	6	4	4	3	5	3	5	29	51	0.363
By Month																							
September	3	1	2	1	1	2	1	2	1	3	3	1	1	3	2	1	2	1	0	3	16	18	0.471
October	0	3	2	2	3	2	0	3	1	3	0	3	2	2	2	2	3	2	0	3	13	25	0.342
November	2	2	3	1	2	2	1	4	0	4	2	2	1	2	2	2	0	3	5	0	18	22	0.450
December	4	1	2	3	2	1	1	3	0	4	2	3	2	3	2	2	1	3	2	2	18	25	0.419
January	0	0	0	0	1	0	0	1	0	0	0	0	0	0	1	0	0	1	1	0	3	2	0.600
vs. AFC	5	7	8	4	6	6	1	11	2	10	6	6	5	7	7	5	3	9	4	8	47	73	0.392
South	3	3	5	1	2	4	1	5	1	5	2	4	1	5	3	3	2	4	2	4	22	38	0.367
East	2	2	0	1	1	0	0	4	0	1	1	0	3	1	1	0	0	1	2	2	10	12	0.455
West	0	1	0	1	2	2	0	1	1	0	2	2	0	1	1	0	1	3	0	1	7	12	0.368
North	0	1	3	1	1	0	0	1	0	4	1	0	1	0	2	2	0	1	0	1	8	11	0.421
vs. NFC	4	0	1	3	3	1	2	2	0	4	1	3	1	3	2	2	3	1	4	0	21	19	0.525
South	0	0	0	0	0	0	2	2	0	0	0	0	0	0	2	2	0	0	0	0	4	4	0.500
East	4	0	0	0	0	0	0	0	0	4	0	0	0	0	0	0	3	1	0	0	7	5	0.583
North	0	0	0	0	3	1	0	0	0	0	0	0	1	3	0	0	0	0	0	0	4	4	0.500
West	0	0	1	3	0	0	0	0	0	0	1	3	0	0	0	0	0	0	4	0	6	6	0.500
Playing Conditions																							
On grass	7	4	8	6	8	5	2	9	2	11	6	7	5	8	8	5	4	9	7	5	57	69	0.452
On synthetic grass	2	3	1	1	1	2	1	4	0	3	1	2	1	2	1	2	2	1	1	3	11	23	0.324
Outdoors	9	5	9	6	8	5	2	11	2	14	6	7	6	7	8	5	5	9	8	7	63	76	0.453
Indoors	0	2	0	1	1	2	1	2	0	0	1	2	0	3	1	2	1	1	0	1	5	16	0.238
Day	7	5	8	6	8	7	3	12	2	12	7	8	4	10	9	7	5	9	7	5	60	81	0.426
Night	2	2	1	1	1	0	0	1	0	2	0	1	2	0	0	0	1	1	1	3	8	11	0.421
Temp. 85 or higher	1	1	1	1	1	1	0	0	0	0	0	0	0	1	0	1	0	1	0	0	3	6	0.333
Temp. 32 or lower	0	0	1	0	1	0	0	0	0	1	0	1	0	1	0	0	0	1	0	0	2	4	0.333
In white jerseys	5	4	2	4	3	6	1	6	2	13	5	3	2	6	5	3	3	5	3	6	31	56	0.356
In navy jerseys	3	2	6	1	4	1	2	6	0	1	0	2	-	-	-	-	-	-	-	-	15	13	0.536
In light blue jerseys	1	1	1	2	2	0	0	1	0	0	2	4	4	4	4	4	3	5	5	2	22	23	0.489
Following a win	6	3	5	3	3	5	0	3	0	2	2	4	1	4	4	4	2	4	5	2	28	34	0.452
Following a loss	3	3	4	3	6	1	2	10	1	12	4	5	5	5	5	2	3	6	3	5	36	52	0.409
Win coin toss	4	0	4	4	6	5	2	5	2	10	4	3	3	7	6	5	4	5	5	4	40	48	0.455
Lose coin toss	5	7	5	3	3	2	1	8	0	4	3	6	3	3	3	2	2	5	3	4	28	44	0.389
Titans score on 1st drive	5	3	5	1	3	2	1	3	0	2	4	4	3	5	3	1	4	1	3	3	31	25	0.554
Opp. scores on 1st drive	3	4	3	4	2	6	1	6	1	6	3	4	5	4	1	4	0	4	3	3	22	45	0.328
Titans score first	6	3	7	1	6	3	2	5	0	5	3	4	4	4	5	2	4	2	4	2	41	31	0.569
Opponent scores first	3	4	2	6	3	4	1	8	2	9	4	5	2	6	4	5	2	8	4	6	27	61	0.307
Lead after 1 quarter	7	2	5	0	6	1	2	2	0	5	2	4	2	0	6	1	5	1	6	1	41	17	0.707
Tied after 1 quarter	0	0	3	2	1	0	0	3	1	1	1	1	2	2	1	0	1	4	1	1	11	14	0.440
Trail after 1 quarter	2	5	1	5	2	6	1	8	1	8	4	4	2	8	2	6	0	5	1	6	16	61	0.208
Lead at half	4	0	6	1	7	1	2	2	2	5	2	4	6	2	7	2	4	1	5	0	45	18	0.714
Tied at half	2	0	1	1	0	0	0	1	0	1	2	1	0	0	2	0	1	3	2	2	10	9	0.526
Trail at half	3	7	2	5	2	6	1	10	0	8	3	4	0	8	0	5	1	6	1	6	13	65	0.167

	2018		2017		2016		2015		2014		2013		2012		2011		2010		2009		10-YR. TOTAL		
	W	L	W	L	W	L	W	L	W	L	W	L	W	L	W	L	W	L	W	L	W	L	Pct.
Lead after 3 quarters	6	0	6	1	7	0	2	3	2	3	4	0	5	1	7	2	5	1	4	0	48	11	0.814
Tied after 3 quarters	0	0	1	2	0	0	0	0	0	0	1	1	0	0	0	0	0	2	4	2	6	7	0.462
Trail after 3 quarters	3	7	2	4	2	7	1	10	0	11	2	8	1	9	2	5	1	7	0	6	14	74	0.159
Outcome 7 points or less	4	3	6	4	6	3	2	6	1	4	6	5	4	3	5	4	1	4	5	3	40	39	0.506
Outcome 3 points or less	3	2	2	1	4	0	1	4	1	3	1	3	3	0	2	1	0	3	4	2	21	19	0.525
In Overtime	1	0	1	0	0	0	1	0	0	0	0	2	1	1	0	0	0	1	1	1	5	5	0.500
Score 20 or more points	7	1	7	2	6	3	3	3	1	4	5	5	5	2	8	0	6	4	7	1	55	25	0.688
Allow 20 or fewer points	7	2	7	2	5	1	1	4	2	2	6	1	3	1	8	1	5	4	6	1	50	19	0.725
Outgain opponent	6	1	5	1	5	3	3	4	1	3	5	4	3	4	5	2	4	1	5	3	42	26	0.618
Even yardage	0	0	0	0	0	0	0	0	0	0	1	0	0	0	0	0	0	0	0	0	1	0	0.000
Out-rush opponent	5	1	8	1	8	4	3	4	1	2	6	2	4	2	5	0	5	4	7	6	52	26	0.667
Out-pass opponent	3	2	2	3	2	3	2	5	1	6	3	5	1	4	5	3	1	4	5	1	25	36	0.410
+ Turnover Margin	4	1	4	0	5	2	2	1	2	1	5	1	4	1	5	0	5	1	5	1	41	9	0.820
Even turnover margin	5	0	4	3	2	1	0	5	0	3	2	1	1	3	3	4	1	2	0	1	18	23	0.439
- Turnover margin	0	6	1	4	2	4	1	7	0	10	0	7	1	6	1	3	0	7	3	6	9	60	0.130
Titans 300+ yards	6	3	5	4	7	6	3	3	1	9	6	5	3	6	9	4	5	4	8	4	53	48	0.525
Titans –300 yards	3	4	4	3	2	1	0	10	1	5	1	4	3	4	0	3	1	6	0	4	15	44	0.254
Titans 30+ rushes	6	1	6	0	5	1	2	1	1	1	5	2	3	0	4	0	4	0	7	3	43	9	0.827
Titans –30 rushes	3	6	3	7	4	6	1	12	1	13	2	7	3	10	5	7	2	10	1	5	25	83	0.231
Time of poss. 30:00 +	6	2	6	1	7	4	3	6	1	4	6	4	2	2	6	1	2	1	5	1	44	26	0.629
Time of poss. – 30:00	3	5	3	6	2	3	0	7	1	10	1	5	4	8	3	6	4	9	3	7	24	66	0.267
Have 100-yard rusher	2	0	3	0	3	2	1	0	0	0	2	0	3	2	4	0	5	3	8	4	31	11	0.738
(D. Henry)	2	0	2	0	0	0	-	-	-	-	-	-	-	-	-	-	-	-	-	-	4	0	1.000
(C. Johnson)	-	-	-	-	-	-	-	-	-	-	2	0	3	2	4	0	5	3	8	4	22	9	0.710
(M. Mariota)	0	0	0	0	0	0	1	0	-	-	-	-	-	-	-	-	-	-	-	-	1	0	1.000
(D. Murray)	-	-	1	0	3	2	-	-	-	-	-	-	-	-	-	-	-	-	-	-	4	2	0.667
Have 100-yard receiver	3	1	0	1	4	1	2	2	0	4	4	2	1	1	3	4	2	2	2	1	21	19	0.525
(K. Britt)	-	-	-	-	-	-	-	-	-	-	0	0	0	1	1	1	2	0	1	1	4	3	0.571
(J. Cook)	-	-	-	-	-	-	-	-	-	-	-	0	0	1	1	0	0	0	0	0	1	1	0.500
(C. Davis)	2	0	0	0	-	-	-	-	-	-	-	-	-	-	-	-	-	-	-	-	2	0	1.000
(D. Green-Beckham)	-	-	-	-	-	-	1	1	-	-	-	-	-	-	-	-	-	-	-	-	1	1	0.500
(J. Hunter)	-	-	-	-	-	-	0	0	0	0	1	1	-	-	-	-	-	-	-	-	1	1	0.500
(C. Johnson)	-	-	-	-	-	-	-	-	-	-	0	0	0	0	0	0	0	0	1	0	1	0	1.000
(R. Matthews)	0	0	0	1	2	1	-	-	-	-	-	-	-	-	-	-	-	-	-	-	2	2	0.500
(T. Sharpe)	0	1	0	0	0	0	-	-	-	-	-	-	-	-	-	-	-	-	-	-	0	1	0.000
(T. Taylor)	1	0	0	0	-	-	-	-	-	-	-	-	-	-	-	-	-	-	-	-	1	0	1.000
(D. Walker)	0	0	0	0	1	0	0	1	0	2	0	0	-	-	-	-	-	-	-	-	1	3	0.250
(N. Washington)	-	-	-	-	-	-	-	-	0	1	3	0	1	0	0	2	0	2	0	0	4	5	0.444
(D. Williams)	-	-	-	-	-	-	-	-	-	-	0	0	0	0	1	0	0	0	-	-	1	0	1.000
(K. Wright)	-	-	-	-	1	0	1	0	0	1	1	1	0	0	-	-	-	-	-	-	3	2	0.600
Have 300-yard passer	1	1	1	1	0	1	1	1	0	1	1	2	1	1	3	0	0	1	1	0	9	9	0.500
(K. Collins)	-	-	-	-	-	-	-	-	-	-	-	-	-	-	-	-	0	1	0	0	0	1	0.000
(R. Fitzpatrick)	-	-	-	-	-	-	-	-	-	-	1	1	-	-	-	-	-	-	-	-	1	1	0.500
(M. Hasselbeck)	-	-	-	-	-	-	-	-	-	-	0	0	0	0	3	0	-	-	-	-	3	0	1.000
(J. Locker)	-	-	-	-	-	-	-	-	0	0	0	1	1	1	0	0	-	-	-	-	1	2	0.333
(M. Mariota)	1	1	1	1	0	1	1	1	-	-	-	-	-	-	-	-	-	-	-	-	3	4	0.429
(Z. Mettenberger)	-	-	-	-	-	-	0	0	0	1	-	-	-	-	-	-	-	-	-	-	0	1	0.000
(V. Young)	-	-	-	-	-	-	-	-	-	-	-	-	-	-	-	0	0	1	0	1	1	0	1.000
Oppon. 100-yard rusher	1	2	0	1	0	1	0	3	0	7	1	1	1	2	2	4	1	2	1	1	7	24	0.226
Oppon. 100-yard receiver	3	3	2	4	5	4	2	5	1	6	0	3	3	5	0	3	2	6	1	5	19	44	0.302
Oppon. 300-yard passer	2	1	2	2	5	2	2	1	1	3	0	1	1	1	1	2	3	5	2	5	19	23	0.452



## 2018 TENNESSEE TITANS SUPERLATIVES

### TITANS

LONGEST RUN FROM SCRIMMAGE:	99t	by Derrick Henry vs. Jacksonville, 12/6
LONGEST PASS COMPLETION:	66t	by Kevin Byard to Dane Cruikshank vs. Houston, 9/16
LONGEST PUNT RETURN:	38	by Nick Williams vs. Buffalo, 10/7
LONGEST KICKOFF RETURN:	94t	by Darius Jennings at Miami, 9/9
LONGEST INTERCEPTION RETURN:	56t	by Malcolm Butler vs. Washington, 12/22
LONGEST PUNT:	62	Twice, last by Brett Kern vs. Jacksonville, 12/6
LONGEST FIELD GOAL:	54	by Ryan Succop vs. Buffalo, 10/7
MOST RUSHING ATTEMPTS:	33	by Derrick Henry at N.Y. Giants, 12/16
MOST YARDS RUSHING:	238	by Derrick Henry vs. Jacksonville, 12/6
MOST PASSES ATTEMPTED:	43	by Marcus Mariota vs. Philadelphia, 9/30
MOST YARDS PASSING:	344	by Marcus Mariota vs. Philadelphia, 9/30
MOST PASSES CAUGHT:	9	by Corey Davis and Dion Lewis vs. Philadelphia, 9/30
MOST YARDS ON RECEPTIONS:	161	by Corey Davis vs. Philadelphia, 9/30
MOST TOUCHDOWN PASSES:	2	Five times, last by Marcus Mariota vs. N.Y. Jets, 12/2
MOST INTERCEPTIONS THROWN:	2	Twice, last by Blaine Gabbert vs. Indianapolis, 12/30
MOST RUSHING TOUCHDOWNS:	4	by Derrick Henry vs. Jacksonville, 12/6
MOST TOUCHDOWN RECEPTIONS:	1	16 times, last by Luke Stocker vs. Indianapolis, 12/30

### OPPONENTS

LONGEST RUN FROM SCRIMMAGE:	97t	by Lamar Miller at Houston, 11/26
LONGEST PASS COMPLETION:	75t	Twice, last by Philip Rivers to Tyrell Williams at L.A. Chargers, 10/21
LONGEST PUNT RETURN:	51	by Chester Rogers at Indianapolis, 11/18
LONGEST KICKOFF RETURN:	102t	by Jakeem Grant at Miami, 9/9
LONGEST INTERCEPTION RETURN:	54	by Reshad Jones at Miami, 9/9
LONGEST PUNT:	68	by Cameron Johnston vs. Philadelphia, 9/30
LONGEST FIELD GOAL:	54	by Jason Myers vs. N.Y. Jets, 12/2
MOST RUSHING ATTEMPTS:	26	by Adrian Peterson vs. Washington, 12/22
MOST YARDS RUSHING:	162	by Lamar Miller at Houston, 11/26
MOST PASSES ATTEMPTED:	50	by Carson Wentz vs. Philadelphia, 9/30
MOST YARDS PASSING:	348	by Carson Wentz vs. Philadelphia, 9/30
MOST PASSES CAUGHT:	10	by Zach Ertz vs. Philadelphia, 9/30
MOST YARDS ON RECEPTIONS:	155	by T.Y. Hilton at Indianapolis, 11/18
MOST TOUCHDOWN PASSES:	3	Twice, last by Andrew Luck vs. Indianapolis, 12/30
MOST INTERCEPTIONS THROWN:	2	Twice, last by Josh Johnson vs. Washington, 12/22
MOST RUSHING TOUCHDOWNS:	2	by Alex Collins vs. Baltimore, 10/14
MOST TOUCHDOWN RECEPTIONS:	2	Three times, last by Demaryius Thomas at Houston, 11/26

### TITANS HIGHS AND LOWS

	<u>HIGH</u>		<u>LOW</u>	
POINTS:	34	vs. New England, 11/11	0	vs. Baltimore, 10/14
FIRST DOWNS:	24	at Dallas, 11/5	7	vs. Baltimore, 10/14
NET RUSHING YARDS:	264	vs. Jacksonville, 12/6	55	vs. Baltimore, 10/14
NET PASSING YARDS:	327	vs. Philadelphia, 9/30	51	vs. Baltimore, 10/14
TOTAL OFFENSE:	426	vs. Jacksonville, 12/6	106	vs. Baltimore, 10/14
TOTAL PLAYS:	69	at Dallas, 11/5	40	vs. Baltimore, 10/14
RUSHING ATTEMPTS:	45	at N.Y. Giants, 12/16	14	vs. Baltimore, 10/14
PASSING ATTEMPTS:	43	vs. Philadelphia, 9/30	15	vs. Baltimore, 10/14
PASSES COMPLETED:	30	vs. Philadelphia, 9/30	10	vs. Baltimore, 10/14
PASSES HAD INT.:	3	at Miami, 9/9	0	Eight times, last vs. Washington, 12/22
FUMBLES LOST:	2	Twice, last at Dallas, 11/5	0	12 times, last vs. Washington, 12/22
NUMBER OF PENALTIES:	9	vs. Indianapolis, 12/30	2	vs. Washington, 12/22
YARDS PENALIZED:	112	at Indianapolis, 11/18	10	vs. Washington, 12/22
TIME OF POSSESSION:	35:30	vs. Philadelphia, 9/30	19:47	vs. Indianapolis, 12/30

## OPPONENTS HIGHS AND LOWS

	<u>HIGH</u>		<u>LOW</u>
POINTS:	38	at Indianapolis, 11/18	0 at N.Y. Giants, 12/16
FIRST DOWNS:	26	at Indianapolis, 11/18	12 at Jacksonville, 9/23
NET RUSHING YARDS:	281	at Houston, 11/26	40 vs. New England, 11/11
NET PASSING YARDS:	315	vs. Philadelphia, 9/30	79 vs. Buffalo, 10/7
TOTAL OFFENSE:	462	at Houston, 11/26	223 vs. Buffalo, 10/7
TOTAL PLAYS:	76	vs. Philadelphia, 9/30	44 at L.A. Chargers, 10/21
RUSHING ATTEMPTS:	43	vs. Buffalo, 10/7	16 Twice, last at N.Y. Giants, 12/16
PASSING ATTEMPTS:	50	vs. Philadelphia, 9/30	20 vs. Buffalo, 10/7
PASSES COMPLETED:	33	vs. Philadelphia, 9/30	10 vs. Buffalo, 10/7
PASSES HAD INT.:	2	Twice, last vs. Washington, 12/22	0 Seven times, last vs. Jacksonville, 12/6
FUMBLES LOST:	1	Six times, last vs. Ind., 12/30	0 10 times, last vs. Washington, 12/22
NUMBER OF PENALTIES:	12	vs. Indianapolis, 12/30	3 at Houston, 11/26
YARDS PENALIZED:	96	Twice, last vs. Ind., 12/30	30 vs. Buffalo, 10/7
TIME OF POSSESSION:	40:13	vs. Indianapolis, 12/30	24:37 at L.A. Chargers, 10/21

## BIG PLAYS (30 OR MORE YARDS FROM SCRIMMAGE)

### TITANS BIG PLAYS

1. 31 -yard pass from Marcus Mariota to Luke Stocker at Miami, 9/9
2. 66 -yard touchdown pass from Kevin Byard to Dane Cruikshank vs. Houston, 9/16
3. 51 -yard pass from Marcus Mariota to Corey Davis vs. Philadelphia, 9/30
4. 36 -yard run by Dion Lewis at L.A. Chargers, 10/21
5. 36 -yard pass from Marcus Mariota to Darius Jennings at Dallas, 11/5
6. 37 -yard pass from Marcus Mariota to Dion Lewis at Dallas, 11/5
7. 61 -yard touchdown pass from Marcus Mariota to Jonnu Smith at Houston, 11/26
8. 39 -yard run by Corey Davis at Houston, 11/26
9. 48 -yard touchdown pass from Marcus Mariota to Corey Davis at Houston, 11/26
10. 44 -yard pass from Marcus Mariota to Taywan Taylor vs. N.Y. Jets, 12/2
11. 55 -yard pass from Marcus Mariota to Taywan Taylor vs. N.Y. Jets, 12/2
12. 99 -yard touchdown run by Derrick Henry vs. Jacksonville, 12/6
13. 54 -yard touchdown run by Derrick Henry vs. Jacksonville, 12/6
14. 35 -yard pass from Blaine Gabbert to Taywan Taylor vs. Washington, 12/22
15. 33 -yard run by Derrick Henry vs. Indianapolis, 12/30

### OPPONENTS BIG PLAYS

1. 75 -yard touchdown pass from Ryan Tannehill to Kenny Stills at Miami, 9/9
2. 39 -yard touchdown pass from Deshaun Watson to Will Fuller V vs. Houston, 9/16
3. 31 -yard pass from Deshaun Watson to DeAndre Hopkins vs. Houston, 9/16
4. 31 -yard pass from Carson Wentz to Alshon Jeffery vs. Philadelphia, 9/30
5. 56 -yard touchdown pass from Carson Wentz to Jordan Matthews vs. Philadelphia, 9/30
6. 75 -yard touchdown pass from Philip Rivers to Tyrell Williams at L.A. Chargers, 10/21
7. 55 -yard touchdown pass from Philip Rivers to Mike Williams at L.A. Chargers, 10/21
8. 37 -yard pass from Dak Prescott to Ezekiel Elliott at Dallas, 11/5
9. 44 -yard pass from Tom Brady to Josh Gordon vs. New England, 11/11
10. 30 -yard pass from Tom Brady to Julian Edelman vs. New England, 11/11
11. 68 -yard touchdown pass from Andrew Luck to T.Y. Hilton at Indianapolis, 11/18
12. 97 -yard touchdown run by Lamar Miller at Houston, 11/26
13. 34 -yard run by Deshaun Watson at Houston, 11/26
14. 35 -yard pass from Cody Kessler to Keelan Cole vs. Jacksonville, 12/6
15. 38 -yard pass from Eli Manning to Sterling Shepard at N.Y. Giants, 12/16
16. 30 -yard pass from Josh Johnson to Jamison Crowder vs. Washington, 12/22
17. 43 -yard pass from Andrew Luck to T.Y. Hilton vs. Indianapolis, 12/30

## LONGEST 2018 SCORING DRIVES

Most Plays:	Titans	16	vs. Philadelphia, 9/30, 75 yards, 6:14, TD
	Opponent	17	vs. Baltimore, 10/14, 94 yards, 9:09, TD
			vs. Washington, 12/22, 93 yards, 10:58, TD
Most Yards:	Titans	99	vs. Jacksonville, 12/6, 1 play, 0:18, TD
	Opponent	98	at Miami, 9/9, 12 plays, 5:21, TD
Most Time:	Titans	8:55	at Dallas, 11/5, 15 plays, 80 yards, TD
	Opponent	10:58	vs. Washington, 12/22, 17 plays, 93 yards, TD

## TURNOVER ANALYSIS

### PLUS-MINUS TURNOVER RATIO

	Takeaways	Turnovers	Ratio
1 <sup>st</sup> Half	5	10	-5
1 <sup>st</sup> quarter	1	5	-4
2 <sup>nd</sup> quarter	4	5	-1
2 <sup>nd</sup> Half	12	8	+4
3 <sup>rd</sup> quarter	5	4	+1
4 <sup>th</sup> quarter	7	4	+3
Overtime	0	0	0
<b>Totals</b>	<b>17</b>	<b>18</b>	<b>-1</b>

### GAME-BY-GAME TURNOVER RATIO

Date	Opponent	Takeaways	Turnovers	Ratio	Result
9/9	at Miami	2	3	-1	L
9/16	vs. Houston	1	0	+1	W
9/23	at Jacksonville	1	0	+1	W
9/30	vs. Philadelphia	1	1	0	W
10/7	at Buffalo	1	3	-2	L
10/14	vs. Baltimore	1	0	+1	L
10/21	at L.A. Chargers	0	1	-1	L
11/5	at Dallas	2	2	0	W
11/11	vs. New England	0	0	0	W
11/18	at Indianapolis	0	2	-2	L
11/26	at Houston	0	1	-1	L
12/2	vs. N.Y. Jets	1	1	0	W
12/6	vs. Jacksonville	1	1	0	W
12/16	at N.Y. Giants	2	0	+2	W
12/22	vs. Washington	2	0	+2	W
12/30	vs. Indianapolis	2	3	-1	L

## FUMBLES

Player	Fumbles	Lost
Marcus Mariota	9	2
Adoree' Jackson	3	1
Derrick Henry	1	1
Dion Lewis	1	1
Taywan Taylor	1	1
Cameron Batson	1	0
Corey Davis	1	0
Jonnu Smith	1	0
<b>TOTALS</b>	<b>18</b>	<b>6</b>
OPPONENTS	14	6



## INACTIVE PLAYERS

Date	Opponent	Inactive Players
9/9	at Miami	Batson, Conklin, Evans, Firkser, Landry III, K. Lewis, Stinnie
9/16	vs. Houston	Batson, Conklin, Dickerson, Kelly, Lewan, K. Lewis, Wallace
9/23	at Jacksonville	Conklin, Correa, Fluellen, Kelly, K. Lewis, Stinnie, Williams
9/30	vs. Philadelphia	Dickerson, Durden, Fluellen, Gabbert, Kelly, Kilgo, Stinnie
10/7	at Buffalo	A. Davis, Dawkins, Dickerson, Kelly, Stinnie, Vaccaro, Woodyard
10/14	vs. Baltimore	Compton, Durden, Logan, Marz, Stinnie, Vaccaro, Woodyard
10/21	at L.A. Chargers	Compton, Dickerson, Durden, Marz, Morgan, Spain, Vaccaro
11/5	at Dallas	Compton, Dickerson, Durden, Fowler, Marz, Morgan, Stinnie
11/11	vs. New England	Conklin, Cruikshank, Dickerson, Fowler, Morgan, Stinnie, Taylor
11/18	at Indianapolis	Compton, Dickerson, Durden, Fluellen, Marz, Stinnie, Taylor
11/26	at Houston	Cruikshank, Dawkins, Dickerson, Fluellen, Marz, Stinnie, Taylor
12/2	vs. N.Y. Jets	Correa, Cruikshank, Dawkins, Dickerson, Fluellen, Marz, Stinnie
12/6	vs. Jacksonville	Correa, Cruikshank, Dickerson, Fluellen, Marz, McNichols, Stinnie
12/16	at N.Y. Giants	Dickerson, Fluellen, McNichols, Orakpo, Pasztor, Stinnie, Wick
12/22	vs. Washington	Dickerson, Durden, Finch, Marz, Orakpo, Stinnie, Wick
12/30	vs. Indianapolis	Durden, L. Lewis, Mariota, Marz, McNichols, Orakpo, Stinnie

## DRIVE ENGINEERING TITANS

QB	Game	Drives Started	Drives Ended By . . .									Points Yield	Points/ Drive	Drive Eff.
			TD	FG	FGA	PNT	DWN	TRN	SAF	GM	HLF			
Mariota	9/9 at MIA	7	0	1	1	3	1	2	0	0	0	3	0.4	14.3%
	9/16 HOU	-	-	-	-	-	-	-	-	-	-	-	-	-
	9/23 at JAX	8	0	2	3	5	0	0	0	0	0	6	0.8	25.0%
	9/30 PHI	12	3	2	2	5	0	1	0	0	1	26	2.2	41.7%
	10/7 at BUF	9	0	4	4	2	0	3	0	0	0	12	1.3	44.4%
	10/14 BAL	9	0	0	0	9	0	0	0	0	0	0	0.0	0.0%
	10/21 at LAC	8	2	2	3	2	0	1	0	0	0	19	2.4	50.0%
	11/5 at DAL	10	4	0	1	1	0	2	0	1	1	28	2.8	40.0%
	11/11 NE	11	4	2	2	5	0	0	0	0	0	34	3.1	54.5%
	11/18 at IND	6	0	1	1	4	0	1	0	0	0	3	0.5	16.7%
	11/26 at HOU	11	2	1	1	6	1	1	0	0	0	17	1.5	27.3%
	12/2 NYJ	13	3	2	2	7	0	1	0	0	0	26	2.0	38.5%
	12/6 JAX	10	4	1	1	2	1	1	0	1	0	30	3.0	50.0%
	12/16 at NYG	9	2	1	2	5	0	0	0	0	0	17	1.9	33.3%
	12/22 WAS	3	1	1	1	1	0	0	0	0	0	9	3.0	66.7%
	12/30 IND	-	-	-	-	-	-	-	-	-	-	-	-	-
<b>MARIOTA TOTALS</b>		<b>126</b>	<b>25</b>	<b>20</b>	<b>24</b>	<b>57</b>	<b>3</b>	<b>13</b>	<b>0</b>	<b>2</b>	<b>2</b>	<b>230</b>	<b>1.8</b>	<b>35.7%</b>
Gabbert	9/9 at MIA	5	1	1	1	1	1	1	0	0	0	10	2.0	40.0%
	9/16 HOU	10	2	2	2	5	0	0	0	0	1	20	2.0	40.0%
	10/16 IND	2	0	1	1	1	0	0	0	0	0	3	1.5	50.0%
	11/18 at IND	4	1	0	0	2	0	1	0	0	0	7	1.8	25.0%
	12/2 NYJ	1	0	0	0	0	0	0	0	1	0	0	0.0	0.0%
	12/16 at NYG	1	0	0	0	0	0	0	0	1	0	0	0.0	0.0%
	12/22 WAS	5	1	1	1	3	0	0	0	0	0	10	2.0	40.0%
	12/30 IND	11	1	1	1	6	1	2	0	0	0	10	0.9	18.2%
<b>GABBERT TOTALS</b>		<b>39</b>	<b>6</b>	<b>6</b>	<b>6</b>	<b>18</b>	<b>2</b>	<b>4</b>	<b>0</b>	<b>2</b>	<b>1</b>	<b>60</b>	<b>1.5</b>	<b>30.8%</b>
<b>TEAM TOTALS</b>		<b>165</b>	<b>31</b>	<b>26</b>	<b>30</b>	<b>75</b>	<b>5</b>	<b>17</b>	<b>0</b>	<b>4</b>	<b>3</b>	<b>290</b>	<b>1.8</b>	<b>34.5%</b>

## OPPONENTS

QB	Game	Drives Started	Drives Ended By . . .									Points Yield	Points/ Drive	Drive Eff.
			TD	FG	FGA	PNT	DWN	TRN	SAF	GM	HLF			
Tannehill	9/9 at MIA	13	2	2	2	4	1	2	0	1	1	20	1.5	30.8%
Watson	9/16 HOU	10	2	1	2	4	0	1	0	1	0	17	1.7	30.0%
Bortles	9/23 at JAX	10	0	2	2	6	1	1	0	0	0	6	0.6	20.0%
Wentz	9/30 PHI	12	2	3	3	6	0	1	0	0	0	23	1.9	41.7%
Allen	10/7 at BUF	9	1	2	2	4	1	1	0	0	0	13	1.4	33.3%
Flacco	10/14 BAL	10	3	0	0	4	0	1	0	1	1	21	2.1	30.0%
Rivers	10/21 at LAC	9	2	2	2	3	0	0	0	1	1	20	2.2	44.4%
Prescott	11/5 at DAL	9	2	0	1	3	1	2	0	0	0	14	1.6	22.2%
Brady/Hoyer	11/11 NE	12	1	1	2	6	1	0	0	1	1	10	0.8	16.7%
Luck/Brissett	11/18 at IND	10	5	1	1	3	0	0	0	1	0	38	3.8	60.0%
Watson	11/26 at HOU	12	4	2	2	5	0	0	0	1	0	34	2.8	50.0%
McCown	12/2 NYJ	13	0	5	5	6	0	1	0	0	1	15	1.2	38.5%
Kessler	12/6 JAX	11	1	0	0	5	3	1	0	0	1	7	0.6	9.1%
Manning	12/16 at NYG	10	0	0	0	6	1	2	0	0	1	0	0.0	0.0%
Johnson	12/22 WAS	8	1	3	3	2	0	2	0	0	0	16	2.0	50.0%
Luck	12/30 IND	13	4	2	2	4	0	2	0	1	0	33	2.5	46.2%
<b>OPPONENTS TOTALS</b>		<b>171</b>	<b>30</b>	<b>26</b>	<b>29</b>	<b>71</b>	<b>9</b>	<b>17</b>	<b>0</b>	<b>8</b>	<b>7</b>	<b>287</b>	<b>1.7</b>	<b>32.7%</b>

# THIRD DOWN EFFICIENCY

## TITANS

THIRD DOWN AND ...																								
		1		2		3		4		5		6		7		8		9		10+		TOTAL		PCT.
Game		Made	Att.	Made	Att.	Made	Att.	Made	Att.	Made	Att.	Made	Att.	Made	Att.	Made	Att.	Made	Att.	Made	Att.	Made	Att.	
9/9	at MIA	1	1	0	0	1	3	0	3	1	1	1	1	0	1	0	0	1	1	1	3	6	14	42.9
9/16	HOU	3	4	0	0	1	1	1	2	0	1	0	2	0	2	0	0	0	0	0	3	5	15	33.3
9/23	at JAX	1	3	1	1	1	3	0	0	1	2	1	2	0	2	0	1	0	0	0	1	5	15	33.3
9/30	PHI	2	3	0	0	1	2	0	2	1	1	0	0	0	1	0	1	0	0	1	6	5	16	31.3
10/7	at BUF	1	1	0	1	1	2	1	2	0	0	0	0	0	0	1	2	0	1	2	3	6	12	50.0
10/14	BAL	0	0	0	0	0	0	0	0	0	1	1	2	0	0	0	0	0	0	0	7	1	10	10.0
10/21	at LAC	2	2	2	3	0	1	1	1	0	2	0	0	1	2	0	1	0	0	3	3	9	15	60.0
11/5	at DAL	5	5	0	0	0	0	0	0	0	0	1	1	1	1	1	1	2	5	1	1	11	14	78.6
11/11	NE	1	1	1	2	0	0	1	1	1	4	0	0	0	0	0	1	0	0	1	3	5	12	41.7
11/18	at IND	0	1	0	0	2	3	0	2	0	0	2	2	0	1	1	2	1	1	0	2	6	14	42.9
11/26	at HOU	1	1	2	2	0	0	0	0	0	0	0	0	1	1	0	2	0	2	0	4	4	12	33.3
12/2	NYJ	0	0	0	0	0	1	0	1	0	1	0	2	1	2	0	0	0	0	0	4	1	11	9.1
12/6	JAX	1	1	1	2	0	1	1	1	1	1	0	0	1	2	1	1	0	0	1	2	7	11	63.6
12/16	at NYG	1	2	1	1	0	0	0	3	0	0	0	1	0	0	1	1	1	1	1	5	5	14	35.7
12/22	WAS	0	0	0	0	0	1	2	2	0	0	1	3	1	2	0	1	0	0	1	2	5	11	45.5
12/30	IND	0	0	1	1	0	2	0	0	0	0	0	2	0	1	0	0	0	0	0	3	1	9	11.1
TOTALS		19	25	9	13	7	20	7	20	5	14	7	18	6	18	5	14	5	11	12	52	82	205	40.0

	Made	Att.	Pct.
Titans third down and 1 - 4:	42	78	53.8
Titans third down and 5 - 9:	28	75	37.3
Titans third down and 10+ :	12	52	23.1

## OPPONENTS

THIRD DOWN AND ...																								
		1		2		3		4		5		6		7		8		9		10+		TOTAL		PCT.
Game		Made	Att.	Made	Att.	Made	Att.	Made	Att.	Made	Att.	Made	Att.	Made	Att.	Made	Att.	Made	Att.	Made	Att.	Made	Att.	
9/9	at MIA	0	1	0	1	0	1	0	0	0	0	2	2	0	1	0	0	0	1	0	3	2	10	20.0
9/16	HOU	0	1	0	0	0	0	1	1	1	1	2	2	1	1	0	1	0	1	0	3	5	11	45.5
9/23	at JAX	2	3	1	1	0	1	0	2	1	1	0	1	0	0	0	0	0	0	1	5	5	14	35.7
9/30	PHI	0	0	0	0	1	3	2	3	0	0	1	2	0	0	0	0	0	1	1	6	5	15	33.3
10/7	at BUF	0	0	2	3	1	2	0	0	0	1	0	1	0	1	0	0	0	1	1	4	4	13	30.8
10/14	BAL	3	3	1	1	0	0	1	1	1	1	2	4	0	1	0	0	1	2	3	4	12	17	70.6
10/21	at LAC	0	0	0	0	0	0	1	2	1	1	0	1	1	2	0	1	0	0	1	2	4	9	44.4
11/5	at DAL	2	2	0	0	1	1	0	0	1	1	0	0	0	1	0	0	0	0	1	6	5	11	45.5
11/11	NE	0	0	0	1	0	0	0	3	0	0	0	1	0	1	0	1	0	1	3	7	3	15	20.0
11/18	at IND	1	2	0	0	2	2	1	2	0	0	0	0	1	1	0	0	0	2	0	1	5	10	50.0
11/26	at HOU	1	2	1	2	1	2	0	1	0	1	0	1	0	1	0	0	1	1	0	0	4	11	36.4
12/2	NYJ	0	0	1	4	1	1	0	0	1	2	0	0	0	0	0	3	0	1	0	3	3	14	21.4
12/6	JAX	1	3	0	0	1	2	0	0	0	0	0	1	0	1	0	0	0	2	0	3	2	12	16.7
12/16	at NYG	0	0	0	0	0	1	1	3	1	1	0	0	0	1	1	2	0	0	0	8	3	16	18.8
12/22	WAS	4	5	0	0	0	1	0	1	1	1	1	1	1	3	0	0	0	1	1	1	8	14	57.1
12/30	IND	2	3	0	1	0	1	0	1	0	0	1	1	0	0	1	2	0	0	1	4	5	13	38.5
TOTALS		16	25	6	14	8	18	7	20	8	11	9	18	4	15	2	10	2	14	13	60	75	205	36.6

	Made	Att.	Pct.
Opponents third down and 1 - 4:	37	77	48.1
Opponents third down and 5 - 9:	25	68	36.8
Opponents third down and 10+ :	13	60	21.7



# INSIDE THE 20 EFFICIENCY

Game	Results	Total Succ. / Att.	TD	FG	FGA	Int	Fum	Dwn	Gm	Hlf	Punt	Total Points	Scoring Eff.	TD Eff.
9/9 at MIA														
Titans: Dwn 7		1 / 2	1	0	0	0	0	1	0	0	0	7	50.0%	50.0%
Opponents: 7 Dwn Int 3 3		3 / 5	1	2	2	1	0	1	0	0	0	13	60.0%	20.0%
9/16 HOU														
Titans: 7 3		2 / 2	1	1	1	0	0	0	0	0	0	10	100.0%	50.0%
Opponents: 3		1 / 1	0	1	1	0	0	0	0	0	0	3	100.0%	0.0%
9/23 at JAX														
Titans: 3 3		2 / 2	0	2	2	0	0	0	0	0	0	6	100.0%	0.0%
Opponents:		0 / 0	0	0	0	0	0	0	0	0	0	0	-	-
9/30 PHI														
Titans: 7 3 7 7		4 / 4	3	1	1	0	0	0	0	0	0	24	100.0%	75.0%
Opponents: 3 7 3 3		4 / 4	1	3	3	0	0	0	0	0	0	16	100.0%	25.0%
10/7 at BUF														
Titans: 3		1 / 1	0	1	1	0	0	0	0	0	0	3	100.0%	0.0%
Opponents: 7 Dwn 3		2 / 3	1	1	1	0	0	1	0	0	0	10	66.7%	33.3%
10/14 BAL														
Titans:		0 / 0	0	0	0	0	0	0	0	0	0	0	-	-
Opponents: 7 7 7		3 / 3	3	0	0	0	0	0	0	0	0	21	100.0%	100.0%
10/21 at LAC														
Titans: 3 3 Int 7 6		4 / 5	2	2	2	1	0	0	0	0	0	19	80.0%	40.0%
Opponents: 3 3		2 / 2	0	2	2	0	0	0	0	0	0	6	100.0%	0.0%
11/5 at DAL														
Titans: 7 7 7 M 7		4 / 5	4	0	1	0	0	0	0	0	0	28	80.0%	80.0%
Opponents: M 7 Int Dwn		1 / 4	1	0	1	1	0	1	0	0	0	7	25.0%	25.0%
11/11 NE														
Titans: 7 7 3 7 3 7		6 / 6	4	2	2	0	0	0	0	0	0	34	100.0%	66.7%
Opponents: 7		1 / 1	1	0	0	0	0	0	0	0	0	7	100.0%	100.0%
11/18 at IND														
Titans: 7		1 / 1	1	0	0	0	0	0	0	0	0	7	100.0%	100.0%
Opponents: 7 3 7 7 7		5 / 5	4	1	1	0	0	0	0	0	0	31	100.0%	80.0%
11/26 at HOU														
Titans: 3 Dwn		1 / 2	0	1	1	0	0	1	0	0	0	3	50.0%	0.0%
Opponents: 7 7 7		3 / 3	3	0	0	0	0	0	0	0	0	21	100.0%	100.0%
12/2 NYJ														
Titans: 6 7 3 3 7		5 / 5	3	2	2	0	0	0	0	0	0	26	100.0%	60.0%
Opponents: 3 3 3		3 / 3	0	3	3	0	0	0	0	0	0	9	100.0%	0.0%
12/6 JAX														
Titans: 7 3 7 Dwn Gm		3 / 5	2	1	1	0	0	1	1	0	0	17	60.0%	40.0%
Opponents: Dwn 7		1 / 2	1	0	0	0	0	1	0	0	0	7	50.0%	50.0%
12/16 at NYG														
Titans: 7 7 3		3 / 3	2	1	1	0	0	0	0	0	0	17	100.0%	66.7%
Opponents: Int Dwn		0 / 2	0	0	0	1	0	1	0	0	0	0	0.0%	0.0%
12/22 WAS														
Titans: 6 3 3 7		4 / 4	2	2	2	0	0	0	0	0	0	19	100.0%	50.0%
Opponents: 7 3		2 / 2	1	1	1	0	0	0	0	0	0	10	100.0%	50.0%
12/30 IND														
Titans:		0 / 0	0	0	0	0	0	0	0	0	0	0	-	-
Opponents: 7 7 Fum 7 3 6 Gm		5 / 7	4	1	1	0	1	0	1	0	0	30	71.4%	57.1%
TOTALS														
Titans:		41 / 47	25	16	17	1	0	3	1	0	0	220	87.2%	53.2%
Opponents:		36 / 47	21	15	16	3	1	5	1	0	0	191	76.6%	44.7%

# GOAL-TO-GO SITUATIONS

Game	Results	Total Succ. / Att.	TD	FG	FGA	Int	Fum	Dwn	Gm	Hlf	Punt	Total Points	Scoring Eff.	TD Eff.
9/9 at MIA														
Titans: Dwn 7		1 / 2	1	0	0	0	0	1	0	0	0	7	50.0%	50.0%
Opponents: 7 Int		1 / 2	1	0	0	1	0	0	0	0	0	7	50.0%	50.0%
9/16 HOU														
Titans:		0 / 0	0	0	0	0	0	0	0	0	0	0	-	-
Opponents: 3		1 / 1	0	1	1	0	0	0	0	0	0	3	100.0%	0.0%
9/23 at JAX														
Titans:		0 / 0	0	0	0	0	0	0	0	0	0	0	-	-
Opponents:		0 / 0	0	0	0	0	0	0	0	0	0	0	-	-
9/30 PHI														
Titans: 7 7 7		3 / 3	3	0	0	0	0	0	0	0	0	21	100.0%	100.0%
Opponents: 7		1 / 1	1	0	0	0	0	0	0	0	0	7	100.0%	100.0%
10/7 at BUF														
Titans:		0 / 0	0	0	0	0	0	0	0	0	0	0	-	-
Opponents:		0 / 0	0	0	0	0	0	0	0	0	0	0	-	-
10/14 BAL														
Titans:		0 / 0	0	0	0	0	0	0	0	0	0	0	-	-
Opponents: 7 7		2 / 2	2	0	0	0	0	0	0	0	0	14	100.0%	100.0%
10/21 at LAC														
Titans: Int 7 6		2 / 3	2	0	0	1	0	0	0	0	0	13	66.7%	66.7%
Opponents:		0 / 0	0	0	0	0	0	0	0	0	0	0	-	-
11/5 at DAL														
Titans: 7 M		1 / 2	1	0	1	0	0	0	0	0	0	7	50.0%	50.0%
Opponents: 7 Int		1 / 2	1	0	0	1	0	0	0	0	0	7	50.0%	50.0%
11/11 NE														
Titans: 7 7 7		3 / 3	3	0	0	0	0	0	0	0	0	21	100.0%	100.0%
Opponents: 7		1 / 1	1	0	0	0	0	0	0	0	0	7	100.0%	100.0%
11/18 at IND														
Titans: 7		1 / 1	1	0	0	0	0	0	0	0	0	7	100.0%	100.0%
Opponents: 7 3 7		3 / 3	2	1	1	0	0	0	0	0	0	17	100.0%	66.7%
11/26 at HOU														
Titans:		0 / 0	0	0	0	0	0	0	0	0	0	0	-	-
Opponents:		0 / 0	0	0	0	0	0	0	0	0	0	0	-	-
12/2 NYJ														
Titans: 7 3 3		3 / 3	1	2	2	0	0	0	0	0	0	13	100.0%	33.3%
Opponents:		0 / 0	0	0	0	0	0	0	0	0	0	0	-	-
12/6 JAX														
Titans: 7 Dwn		1 / 2	1	0	0	0	0	1	0	0	0	7	50.0%	50.0%
Opponents: Dwn 7		1 / 2	1	0	0	0	0	1	0	0	0	7	50.0%	50.0%
12/16 at NYG														
Titans: 7 7		2 / 2	2	0	0	0	0	0	0	0	0	14	100.0%	100.0%
Opponents: Dwn		0 / 1	0	0	0	0	0	1	0	0	0	0	0.0%	0.0%
12/22 WAS														
Titans: 6 7		2 / 2	2	0	0	0	0	0	0	0	0	13	100.0%	100.0%
Opponents:		0 / 0	0	0	0	0	0	0	0	0	0	0	-	-
12/30 IND														
Titans:		0 / 0	0	0	0	0	0	0	0	0	0	0	-	-
Opponents: 7 Fum 7 3 6 Gm		4 / 6	3	1	1	0	1	0	1	0	0	23	66.7%	50.0%
TOTALS														
Titans:		19 / 23	17	2	3	1	0	2	0	0	0	123	82.6%	73.9%
Opponents:		15 / 21	12	3	3	2	1	2	1	0	0	92	71.4%	57.1%

# TAKEAWAYS & GIVEAWAYS

## TITANS TAKEAWAYS

Game	Qtr	Scrim.	Player	Turnover	Caused by	Takeaway	at	Ret. Yds.	Results	Pts.
9/9 at MIA	3	TEN 4	R. Tannehill	Interception		M. Butler	TEN -1	34	Interception	0
9/9 at MIA	4	MIA 20	R. Tannehill	Interception		K. Vaccaro	TEN 43	0	Interception	0
9/16 vs. HOU	2	TEN 37	D. Watson	Interception		A. Jackson	TEN -9	0	Punt	0
9/23 at JAX	4	JAX 32	D. Moncrief	Fumble		B. Orakpo	JAX 29	0	Game	0
9/30 vs. PHI	4	JAX 33	C. Wentz	Fumble	H. Landry	D. Morgan	PHI 35	0	Field Goal	3
10/7 at BUF	4	BUF 40	J. Allen	Interception		A. Jackson	TEN 39	7	Field Goal	3
10/14 vs. BAL	2	BAL 49	J. Flacco	Interception	L. Ryan	K. Byard	TEN 23	0	Punt	0
11/5 at DAL	1	TEN 6	D. Prescott	Interception		K. Byard	TEN -8	0	Touchdown	7
11/5 at DAL	3	DAL 42	D. Prescott	Fumble	J. Brown	W. Woodyard	DAL 40	0	Touchdown	7
12/2 vs. NYJ	4	NYJ 45	J. McCown	Interception		M. Butler	TEN 21	0	Game	0
12/6 vs. JAX	3	TEN 35	C. Kessler	Fumble	S. Finch	S. Finch	TEN 46	0	Touchdown	7
12/16 at NYG	3	TEN 29	E. Manning	Interception		K. Byard	TEN 15	0	Punt	0
12/16 at NYG	3	NYG 17	E. Manning	Fumble	K. Correa	J. Casey	NYG 15	1	Touchdown	7
12/22 vs. WAS	4	TEN 44	J. Johnson	Interception		K. Byard	TEN 27	1	Punt	0
12/22 vs. WAS	4	WAS 15	J. Johnson	Interception		M. Butler	TEN 44	56	Touchdown	6
12/30 vs. IND	2	IND 6	A. Luck	Interception		J. Brown	IND 22	22	Touchdown	7
12/30 vs. IND	2	TEN 19	M. Mack	Fumble	J. Brown	J. Brown	TEN 27	7	Punt	0

### Takeaway Season Totals:

Takeaways resulted in ...											
No.	TD	FG	FG Att.	Punt	Downs	Int.	Fum.	Saf.	Game	Half	Pts.
17	6	2	2	5	0	2	0	0	2	0	47

## TITANS GIVEAWAYS

Game	Qtr	Scrim.	Player	Turnover	Caused by	Takeaway	at	Ret. Yds.	Results	Pts.
9/9 at MIA	3	TEN 39	M. Mariota	Interception		R. Jones	MIA 39	26	Interception	0
9/9 at MIA	3	TEN 33	M. Mariota	Interception		K. Alonso	TEN 29	1	Field Goal	3
9/9 at MIA	4	MIA 41	B. Gabbert	Interception		R. Jones	MIA 34	54	Field Goal	3
9/30 vs. PHI	2	TEN 20	M. Mariota	Interception		A. Maddox	TEN 40	23	Field Goal	3
10/7 at BUF	1	TEN 38	T. Taylor	Fumble	T. Edmunds	M. Milano	TEN 47	0	Touchdown	7
10/7 at BUF	2	TEN 27	M. Mariota	Interception		T. Johnson	TEN 35	0	Downs	0
10/7 at BUF	3	TEN 48	D. Lewis	Fumble	S. Lawson	J. Poyer	TEN 49	0	Field Goal	3
10/21 at LAC	2	LAC 10	M. Mariota	Interception	M.Ingram	D. Perryman	LAC 4	16	Half	0
11/5 at DAL	1	TEN 39	M. Mariota	Fumble	D. Lawrence	S. Lee	TEN 15	0	Touchdown	7
11/5 at DAL	1	TEN 40	M. Mariota	Fumble		J. Smith	TEN 41	0	Interception	0
11/18 at IND	2	TEN 39	M. Mariota	Interception		Q. Wilson	IND 42	0	Field Goal	3
11/18 at IND	3	TEN 46	B. Gabbert	Interception		D. Leonard	TEN 46	10	Touchdown	7
11/26 at HOU	4	HOU 38	D. Henry	Fumble	B. Scarlett	A. Colvin	HOU 22	0	Game	0
12/2 vs. NYJ	1	TEN 31	M. Mariota	Interception		T. Johnson	TEN 31	31	Touchdown	7
12/6 vs. JAX	1	JAX 42	M. Mariota	Interception		R. Harrison	JAX 26	14	Punt	0
12/30 vs. IND	2	IND 34	A. Jackson	Fumble		C. Milton	TEN 9	0	Fumble	0
12/30 vs. IND	4	TEN 46	B. Gabbert	Interception		K. Moore II	IND 46	16	Field Goal	3
12/30 vs. IND	4	TEN 28	B. Gabbert	Interception		D. Leonard	TEN 36	28	Game	0

### Giveaway Season Totals:

Giveaways resulted in ...											
No.	TD	FG	FG Att.	Punt	Downs	Int.	Fum.	Saf.	Game	Half	Pts.
18	4	6	6	1	1	2	1	0	2	1	46



## FIRST DOWNS EARNED

Total first downs earned (parentheses indicates number earned on third or fourth down)

NAME	RUSHING	PASSING	RECEIVING	PENALTY	TOTAL
Marcus Mariota	26 (15)	121 (49)	1		148 (64)
Derrick Henry	51 (6)	1	4 (1)		56 (7)
Corey Davis	2		47 (20)		49 (20)
Dion Lewis	22 (5)		13 (5)		35 (10)
Blaine Gabbert	2 (2)	32 (11)			34 (13)
PENALTY				27 (11)	27 (11)
Tajaé Sharpe	1		22 (11)		23 (11)
Taywan Taylor			19 (6)		19 (6)
Anthony Firkser			12 (8)		12 (8)
Jonnu Smith			10 (2)		10 (2)
Luke Stocker			10 (2)		10 (2)
Cameron Batson	1		5 (2)		6 (2)
MyCole Pruitt			6 (1)		6 (1)
Delanie Walker			4		4 (0)
Darius Jennings		1	2 (2)		3 (2)
David Fluellen	1				1 (0)
Kevin Byard		1 (1)			1 (1)
Dane Cruikshank			1 (1)		1 (1)
<b>TITANS TOTALS</b>	<b>106 (28)</b>	<b>156 (61)</b>	<b>156 (61)</b>	<b>27 (11)</b>	<b>445 (161)</b>

**Note: One first down awarded to both passer and receiver on passes resulting in first down.**

# KICKOFF ANALYSIS

## TITANS

SUCCOP	No.	No. In EZ	TB	Opp. Ret.	Ret. Yds.	Ret. Avg.	FC	Squib	Out of Bounds	Onside Rec. / Att.
9/9 at MIA	5	4	2	2	125	62.5	0	0	0	0 / 1
9/16 HOU	5	5	5	0	0	-	0	0	0	0 / 0
9/23 at JAX	4	3	3	1	25	25.0	0	0	0	0 / 0
9/30 PHI	6	6	6	0	0	-	0	0	0	0 / 0
10/7 at BUF	4	3	3	1	27	27.0	0	0	0	0 / 0
10/14 BAL	1	0	0	1	20	20.0	0	0	0	0 / 0
10/21 at LAC	5	3	2	2	47	23.5	0	0	0	0 / 1
11/5 at DAL	5	5	4	1	23	23.0	0	0	0	0 / 0
11/11 NE	7	5	4	3	74	24.7	0	0	0	0 / 0
11/18 at IND	2	1	1	1	19	19.0	0	0	0	0 / 0
11/26 at HOU	4	4	3	1	30	30.0	0	0	0	0 / 0
12/2 NYJ	6	5	4	2	82	41.0	0	0	0	0 / 0
12/6 JAX	7	4	4	3	50	16.7	0	0	0	0 / 0
12/16 at NYG	4	1	0	4	91	22.8	0	0	0	0 / 0
12/22 WAS	4	4	3	1	28	28.0	0	0	0	0 / 0
12/30 IND	3	1	1	2	55	27.5	0	0	0	0 / 0
<b>SUCCOP TOTALS</b>	<b>72</b>	<b>54</b>	<b>45</b>	<b>25</b>	<b>696</b>	<b>27.8</b>	<b>0</b>	<b>0</b>	<b>0</b>	<b>0 / 2</b>

## OPPONENTS

	No.	No. In EZ	TB	Titans Ret.	Ret. Yds.	Ret. Avg.	FC	Squib	Out of Bounds	Onside Rec. / Att.
9/9 at MIA	6	4	4	2	121	60.5	0	0	0	0 / 0
9/16 HOU	4	4	4	0	0	-	0	0	0	0 / 0
9/23 at JAX	3	3	3	0	0	-	0	0	0	0 / 0
9/30 PHI	5	5	5	0	0	-	0	0	0	0 / 0
10/7 at BUF	3	2	2	1	33	33.0	0	0	0	0 / 0
10/14 BAL	4	3	3	1	20	20.0	0	0	0	0 / 0
10/21 at LAC	5	1	0	5	156	31.2	0	0	0	0 / 0
11/5 at DAL	3	3	2	1	23	23.0	0	0	0	0 / 0
11/11 NE	3	1	1	2	78	39.0	0	0	0	0 / 0
11/18 at IND	7	7	7	0	0	-	0	0	0	0 / 0
11/26 at HOU	6	6	4	2	56	28.0	0	0	0	0 / 0
12/2 NYJ	7	7	6	1	35	35.0	0	0	0	0 / 0
12/6 JAX	2	2	1	1	29	29.0	0	0	0	0 / 0
12/16 at NYG	1	1	0	1	27	27.0	0	0	0	0 / 0
12/22 WAS	5	5	4	1	31	31.0	0	0	0	0 / 0
12/30 IND	7	3	2	5	128	25.6	0	0	0	0 / 0
<b>TOTALS</b>	<b>71</b>	<b>57</b>	<b>48</b>	<b>23</b>	<b>737</b>	<b>32.0</b>	<b>0</b>	<b>0</b>	<b>0</b>	<b>0 / 0</b>

# INSTANT REPLAY ANALYSIS

## CHALLENGES BY TITANS

Game	Qtr	Time	Dwn	Dist	Play	Review Result	Explanation
9/9 at MIA	3	9:04	1	10	R. Tannehill 4-yard pass to J. Grant	Upheld	J. Grant was down by contact and no fumble
9/16 vs. HOU					(none)		
9/23 at JAX					(none)		
9/30 vs. PHI					(none)		
10/7 at BUF					(none)		
10/14 vs. BAL	2	2:43	3	10	J. Flacco 20-yard pass to M.Crabtree	Upheld	M. Crabtree got both feet inbounds
10/21 at LAC	4	13:46	3	4	P. Rivers 7-yard pass to K. Allen on third-and-four	Upheld	K. Allen secured the reception for first down
11/5 at DAL					(none)		
11/11 vs. NE					(none)		
11/18 at IND	4	13:52	1	10	A. Luck 16-yard pass to T.Y. Hilton along sideline	Upheld	T.Y. Hilton secured the reception
11/26 at HOU	4	9:15	2	8	D. Watson 34-yard run to TEN 12	Upheld	D. Watson down before ball came out
12/2 vs. NYJ					(none)		
12/6 vs. JAX					(none)		
12/16 at NYG					(none)		
12/22 vs. WAS					(none)		

Total challenges by Titans: 5

Calls reversed: 0

## CHALLENGES BY OPPONENTS

Game	Qtr	Time	Dwn	Dist	Play	Review Result	Explanation
9/9 at MIA					(none)		
9/16 vs. HOU					(none)		
9/23 at JAX					(none)		
9/30 vs. PHI					(none)		
10/7 at BUF	2	4:14	3	11	M. Mariota 11-yard pass to C. Davis to TEN 22	Upheld	C. Davis reached the first down
10/14 vs. BAL					(none)		
10/21 at LAC					(none)		
11/5 at DAL	1	3:03	3	9	M. Mariota 16-yard pass to T. Taylor along sideline	Upheld	T. Taylor secured the reception inbounds
11/11 vs. NE					(none)		
11/18 at IND	3	7:31	3	3	A. Luck 12-yard pass to T.Y. Hilton out of bounds at TEN 2	Reversed	A. Luck 14-yard touchdown pass to T.Y. Hilton
11/26 at HOU					(none)		
12/2 vs. NYJ					(none)		
12/6 vs. JAX					(none)		
12/16 at NYG	2	13:46	4	18	R. Dixon 48-yard punt to end zone	Reversed	R. Dixon 38-yard punt downed at TEN 9
12/16 at NYG	2	12:59	1	10	D. Henry 22-yard run down left sideline	Upheld	D. Henry did not step out of bounds
12/22 vs. WAS					(none)		
12/30 vs. IND					(none)		

Total challenges by Opponents: 5

Calls reversed: 2

## CHALLENGES BY REVIEW ASSISTANT

Game	Qtr	Time	Dwn	Dist	Play	Review Result	Explanation
9/9 at MIA					(none)		
9/16 vs. HOU					(none)		
9/23 at JAX					(none)		
9/30 vs. PHI	4	1:41	1	10	Z. Ertz 5-yard reception to TEN 34	Upheld	Z. Ertz secured the reception
10/7 at BUF					(none)		
10/14 vs. BAL					(none)		
10/21 at LAC	4	:40	3	3	M. Mariota 3-yard touchdown run	Reversed	M. Mariota 2-yard run to LAC 1
11/5 at DAL	1	3:05	2	9	L. Stocker 5-yard catch, fumbled and recovered by DAL	Reversed	L. Stocker never completed the catch
11/11 vs. NE					(none)		
11/18 at IND					(none)		
11/26 at HOU					(none)		
12/2 vs. NYJ					(none)		
12/6 vs. JAX	2	1:17	1	10	T. Sharpe 21-yard reception to JAX 44	Reversed	The ball hit the ground before catch secured
12/6 vs. JAX	3	1:56	4	7	C. Kessler 7-yard touchdown pass to D. Westbrook	Upheld	D. Westbrook secured the catch and got feet in
12/16 at NYG	1	3:56	2	5	D. Henry 5-yard touchdown run	Reversed	D. Henry's knee down at NYG 1
12/16 at NYG	3	9:07	3	20	K. Byard interception at TEN 15 and returned 37 yards	Reversed	K. Byard down by contact at TEN 15
12/22 vs. WAS					(none)		
12/30 vs. IND					(none)		

Total reviews by Assistant: 7

Calls reversed: 5





**UPDATED BIOS**



# 53 DAREN BATES

LINEBACKER • 5'11" • 225 LBS • COLLEGE: AUBURN

ACQUIRED: UNRESTRICTED FREE AGENT (OAKLAND) - 2017

NFL EXPERIENCE (NFL/TITANS): 6/2 • HOMETOWN: OLIVE BRANCH, MISS.

GAMES PLAYED/GAMES STARTED: 92/0 (PLAYOFFS: 3/0)



**Captain: 2018**

**PRO:** Daren Bates is an athletic linebacker that has excelled on special teams coverage units in his first six NFL seasons. He joined the Titans in 2017 after spending time with the St. Louis Rams and Oakland Raiders. Bates, a former rookie free agent, will once again look to make his biggest impact as a core member of the Titans' special teams units and provide veteran depth in the linebacking corps.

#### CAREER HIGHLIGHTS:

- In 2017, Bates set a career high and ranked second on the team with 16 special teams tackles.
- Bates registered back-to-back seasons (2014-2015) of double-digit special teams tackles as a member of the St. Louis Rams.

#### TITANS TIDBITS:

- In 2018, Bates and NFL defensive end Armonty Bryant opened AstroKids Gym in Austin, Texas. The facility offers children's classes and camps based upon proprioceptive learning.
- Bates is a Memphis native and a huge Memphis Grizzlies fan.
- For the My Cause, My Cleats campaign in 2016, Bates wore specially designed cleats featuring the words "American Heart Association." Bates was raising awareness for the organization's life-saving mission. His mother, Weslyn Bates, was a heart transplant recipient and lived some wonderful years following her surgery. She sadly passed away in 2015 at the age of 56.

#### CAREER TRANSACTIONS:

- The Memphis, Tenn., native was originally signed by St. Louis Rams as an undrafted free agent on May 9, 2013.
- Signed by Oakland Raiders as a free agent on March 14, 2016.
- Signed by the Titans as an unrestricted free agent on March 11, 2017.

#### SEASON RECAPS:

**2018 (16/0 - Tennessee):** Appeared in all 16 games and ranked second on the team with 10 special teams tackles. Notched six tackles on defense. Led the team in special teams tackles twice in 2018 (at MIA, vs. BAL).

- At Miami (9/9), played as a reserve on special teams and led the team with two special teams tackles.
- Against Houston (9/16), saw action as a reserve on special teams and collected a special teams stop.
- At Jacksonville (9/23), played as a reserve on special teams.
- Against Philadelphia (9/30), saw action as a reserve on special teams.
- At Buffalo (10/7), played as a reserve at inside linebacker and on special teams.
- Against Baltimore (10/14), saw action as a reserve at linebacker and amassed a career-best three tackles. Led the teams with three special teams tackles on coverage units.
- At Los Angeles Chargers in London (10/21), played as a reserve on special teams.
- At Dallas (11/5), saw action as a reserve on special teams.
- Against New England (11/11), played as a reserve on special teams and limited snaps at linebacker. Notched three tackles on defense late in the fourth quarter.
- At Indianapolis (11/18), saw action as a reserve on special teams and collected a stop on coverage units.
- At Houston (11/26), played as a reserve on special teams.
- Against N.Y. Jets (12/2), saw action as a reserve on special teams.
- Against Jacksonville (12/6), played as a reserve on special teams and notched a special teams tackle on coverage units.
- At N.Y. Giants (12/16), saw action as a reserve on special teams and

collected two tackles on coverage units.

- Against Washington (12/22), played as a reserve on special teams.
- Against Indianapolis (12/30), saw action as a reserve on special teams.

**2017 (16/0, 2/0 - Tennessee):** Saw action in all 16 games primarily on special teams in his first season with the Titans. Ranked second on the team with a career-best 16 special teams tackles. Played in both postseason contests and notched two special teams tackles. Led or tied for the team lead in special teams tackles four times in 2017 (vs. SEA, at MIA, vs. BAL, at PIT).

- Against Oakland (9/10), saw action as a reserve on special teams in his Titans debut.
- At Miami (10/8), saw action as a reserve on special teams and led the team with three special teams tackles.
- Against Baltimore (11/5), led the team with three special teams tackles on coverage units.

**2016 (16/0, 1/0 - Oakland):** In his first year with the team played in all 16 games as a reserve and registered seven stops on special teams.

- At New Orleans (9/11), made his Raiders debut, seeing action exclusively as a special teams player and recorded one tackle on the unit.
- At San Diego (12/18), led the team with two special teams tackles, his sixth and seventh of the season.
- At Houston (1/7), in his first career postseason appearance, earned limited playing time on defense while serving primarily as a contributing member of the special teams unit. Recorded a special teams tackle.

**2015 (15/0 - St. Louis):** Appeared in 15 games as a reserve primarily on special teams. Finished the season with three tackles, a fumble recovery and a pass defended on defense. Ranked third on the team with 10 special teams tackles.

- At Arizona (10/4), recorded a season-high two tackles while adding his second career fumble recovery.
- At Cincinnati (11/29), earned his first career pass defended.

**2014 (14/0 - St. Louis):** Saw action in 14 games, mostly on special teams. Notched a tackle on defense and 10 stops on special teams.

- At Washington (12/7), recorded his first tackle of the season with a solo stop.
- Against N.Y. Giants (12/21), blocked a Josh Brown field goal.

**2013 (15/0 - St. Louis):** Played in 15 games as a rookie on special teams and collected four special teams tackles and a fumble recovery for a score.

- At Houston (10/13), grabbed his first career fumble recovery, which he returned 11 yards for a touchdown.

#### COLLEGE:

- Appeared in 49 games during his career at Auburn, totaling 316 tackles. Registered six double-digit tackle games in his collegiate career.
- As a senior, appeared in 12 games and recorded 94 tackles, two sacks, an interception and a touchdown.
- As a junior, started all 13 games and led the team with 104 tackles. Finished fourth in the SEC with eight tackles per game. Notched five double-digit tackle efforts, including three in the last four games of the season. Ranked third on team with 8.5 tackles for loss, 2.5 sacks and nine quarterback hurries.
- Moved to linebacker as a sophomore after playing safety as a freshman in 2009 and appeared in 12 games with nine starts. Ranked eighth on team with 48 tackles.

- As a freshman, started all 13 games at safety and totaled 70 tackles and one fumble recovery.
- Majored in philosophy at Auburn.

#### PERSONAL:

- Attended Olive Branch (Miss.) High School for his final high school campaign.
- As a senior, collected 90 tackles, four interceptions and had nearly 900 yards of total offense.
- Named to MHSAA All-Region 1 Class-5A team. Selected for the Commercial Appeal Shelby Metro All-Suburban team.
- Named BankPlus Player of the Week by the DeSoto Times following a 49-22 victory over Horn Lake in which he had 107 total yards and three touchdowns on offense and 10 tackles and one interception on defense.
- Played his freshman through junior years at Christian Brothers (Memphis, Tenn.) High School and was a two-time first-team Tennessee All-State safety.
- Follow Bates on Twitter at @DB\_5trey.

- Follow Bates on Instagram at @weslynn\_son56.
- Born Daren Weston Bates on Nov. 27, 1990 in Memphis, Tenn.

## DAREN BATES' TITANS GAME-BY-GAME

#### 2017 Tennessee Titans

Date	Opp	W/L	P/S	Tot	Solo	Asst	Sk	- Yds	QBP	TFL	Int	- Yds	-TD	PD	FF	FR	- Yds	SpT
Sept 10	Oak	L	p	0	0	0	0.0	0.0	0	0	0	0	0	0	0	0	0	0
Sept 17	@ Jax	W	p	0	0	0	0.0	0.0	0	0	0	0	0	0	0	0	0	0
Sept 24	Sea	W	p	0	0	0	0.0	0.0	0	0	0	0	0	0	0	0	0	1
Oct 1	@ Hou	L	p	0	0	0	0.0	0.0	0	0	0	0	0	0	0	0	0	0
Oct 8	@ Mia	L	p	0	0	0	0.0	0.0	0	0	0	0	0	0	0	0	0	3
Oct 16	Ind	W	p	0	0	0	0.0	0.0	0	0	0	0	0	0	0	0	0	0
Oct 22	@ Cle	W	p	0	0	0	0.0	0.0	0	0	0	0	0	0	0	0	0	0
Nov 5	Bal	W	p	0	0	0	0.0	0.0	0	0	0	0	0	0	0	0	0	3
Nov 12	Cin	W	p	0	0	0	0.0	0.0	0	0	0	0	0	0	0	0	0	2
Nov 16	@ Pit	L	p	0	0	0	0.0	0.0	0	0	0	0	0	0	0	0	0	1
Nov 26	@ Ind	W	p	0	0	0	0.0	0.0	0	0	0	0	0	0	0	0	0	0
Dec 3	Hou	W	p	0	0	0	0.0	0.0	0	0	0	0	0	0	0	0	0	1
Dec 10	@ Ari	L	p	0	0	0	0.0	0.0	0	0	0	0	0	0	0	0	0	1
Dec 17	@ SF	L	p	0	0	0	0.0	0.0	0	0	0	0	0	0	0	0	0	1
Dec 24	LAR	L	p	0	0	0	0.0	0.0	0	0	0	0	0	0	0	0	0	1
Dec 31	Jax	W	p	0	0	0	0.0	0.0	0	0	0	0	0	0	0	0	0	2
<b>Totals</b>				<b>9-7</b>	<b>16/0</b>	<b>0</b>	<b>0</b>	<b>0</b>	<b>0.0</b>	<b>0.0</b>	<b>0</b>	<b>0</b>	<b>0</b>	<b>0</b>	<b>0</b>	<b>0</b>	<b>0</b>	<b>16</b>
<b>Playoffs</b>																		
Jan 6	@ KC	W	p	0	0	0	0.0	0.0	0	0	0	0	0	0	0	0	0	1
Jan 13	@ NE	L	p	0	0	0	0.0	0.0	0	0	0	0	0	0	0	0	0	1
<b>Totals</b>				<b>1-1</b>	<b>2/0</b>	<b>0</b>	<b>0</b>	<b>0</b>	<b>0.0</b>	<b>0.0</b>	<b>0</b>	<b>0</b>	<b>0</b>	<b>0</b>	<b>0</b>	<b>0</b>	<b>0</b>	<b>2</b>

#### 2018 Tennessee Titans

Date	Opp	W/L	P/S	Tot	Solo	Asst	Sk	- Yds	QBP	TFL	Int	- Yds	-TD	PD	FF	FR	- Yds	SpT
Sept 9	@ Mia	L	p	0	0	0	0.0	0.0	0	0	0	0	0	0	0	0	0	2
Sept 16	Hou	W	p	0	0	0	0.0	0.0	0	0	0	0	0	0	0	0	0	1
Sept 23	@ Jax	W	p	0	0	0	0.0	0.0	0	0	0	0	0	0	0	0	0	0
Sept 30	Phi	W	p	0	0	0	0.0	0.0	0	0	0	0	0	0	0	0	0	0
Oct 7	@ Buf	L	p	0	0	0	0.0	0.0	0	0	0	0	0	0	0	0	0	0
Oct 14	Bal	L	p	3	1	2	0.0	0.0	0	0	0	0	0	0	0	0	0	3
Oct 21	@ LAC	L	p	0	0	0	0.0	0.0	0	0	0	0	0	0	0	0	0	0
Nov 5	@ Dal	W	p	0	0	0	0.0	0.0	0	0	0	0	0	0	0	0	0	0
Nov 11	NE	W	p	3	2	1	0.0	0.0	0	0	0	0	0	0	0	0	0	0
Nov 18	@ Ind	L	p	0	0	0	0.0	0.0	0	0	0	0	0	0	0	0	0	1
Nov 26	@ Hou	L	p	0	0	0	0.0	0.0	0	0	0	0	0	0	0	0	0	0
Dec 2	NYJ	W	p	0	0	0	0.0	0.0	0	0	0	0	0	0	0	0	0	0
Dec 6	Jax	W	p	0	0	0	0.0	0.0	0	0	0	0	0	0	0	0	0	1
Dec 16	@ NYG	W	p	0	0	0	0.0	0.0	0	0	0	0	0	0	0	0	0	2
Dec 22	Was	W	p	0	0	0	0.0	0.0	0	0	0	0	0	0	0	0	0	0
Dec 30	Ind	L	p	0	0	0	0.0	0.0	0	0	0	0	0	0	0	0	0	0
<b>Totals</b>				<b>9-7</b>	<b>16/0</b>	<b>6</b>	<b>3</b>	<b>3</b>	<b>0.0</b>	<b>0.0</b>	<b>0</b>	<b>0</b>	<b>0</b>	<b>0</b>	<b>0</b>	<b>0</b>	<b>0</b>	<b>10</b>

## DAREN BATES' NFL STATISTICS

#### REGULAR SEASON

Year	Team	GP	GS	TACKLES							INTERCEPTIONS					FUMBLES			
				Tot	Solo	Asst	Sk	Yds	QBP	TFL	No	Yds	Lg	TD	PD	FF	FR	Yds	SpT
2013	St. Louis	15	0	0	0	0	0.0	0.0	NA	NA	0	0	-	0	0	0	0	0	4
2014	St. Louis	14	0	1	1	0	0.0	0.0	NA	NA	0	0	-	0	0	0	0	0	10
2015	St. Louis	15	0	3	2	1	0.0	0.0	NA	NA	0	0	-	0	1	0	1	0	10
2016	Oakland	16	0	3	3	0	0.0	0.0	NA	NA	0	0	-	0	0	0	0	0	7
2017	Tennessee	16	0	0	0	0	0.0	0.0	0	0	0	0	0	0	0	0	0	0	16
2018	Tennessee	16	0	6	3	3	0.0	0.0	0	0	0	0	0	0	0	0	0	0	10
<b>NFL Totals</b>		<b>92</b>	<b>0</b>	<b>13</b>	<b>9</b>	<b>4</b>	<b>0.0</b>	<b>0.0</b>	<b>0</b>	<b>0</b>	<b>0</b>	<b>0</b>	<b>0</b>	<b>0</b>	<b>1</b>	<b>0</b>	<b>1</b>	<b>0</b>	<b>57</b>

#### PLAYOFFS

Year	Team	GP	GS	TACKLES							INTERCEPTIONS					FUMBLES			
				Tot	Solo	Asst	Sk	Yds	QBP	TFL	No	Yds	Lg	TD	PD	FF	FR	Yds	SpT
2016	Oakland	1	0	0	0	0	0.0	0.0	NA	NA	0	0	-	0	0	0	0	0	1
2017	Tennessee	2	0	0	0	0	0.0	0.0	0	0	0	0	0	0	0	0	0	0	2
<b>NFL Totals</b>		<b>3</b>	<b>0</b>	<b>0</b>	<b>0</b>	<b>0</b>	<b>0.0</b>	<b>0.0</b>	<b>0</b>	<b>0</b>	<b>0</b>	<b>0</b>	<b>0</b>	<b>0</b>	<b>0</b>	<b>0</b>	<b>0</b>	<b>0</b>	<b>3</b>

#### Single-Game Highs

Tackles - **3 (Twice, last vs. New England 11/11/18)**  
 Fumble Recovery - 1 at Arizona (10/4/15)  
 Passes Defensed - 1 at Cincinnati (11/29/15)


#### Playoff Single-Game Highs

Special Teams Tackles - 1 (Three times, last at New England 1/13/18)

#### Additional Statistics

Blocked Field Goal - 1 (2014)  
 Touchdowns - 1 (11-yard fumble return at Houston, 10/13/13)





# 17 CAMERON BATSON

WIDE RECEIVER • 5'8" • 180 LBS • COLLEGE: TEXAS TECH  
ACQUIRED: FREE AGENT - 2018 • NFL EXPERIENCE: ROOKIE  
HOMETOWN: OKLAHOMA CITY, OKLA.  
GAMES PLAYED/GAMES STARTED: 11/2 (PLAYOFFS: 0/0)



**PRO:** The Titans signed Cameron Batson as a rookie free agent following the 2018 NFL Draft. The 5-foot-8-inch, 180-pounder is a shifty route-runner with good burst and run-after-catch ability. The Texas Tech product also has experience in the return game having brought back both kickoffs and punts in his collegiate career. In four seasons with the Red Raiders, Batson collected 157 receptions for 1,499 yards and 14 touchdowns, while returning 22 kickoffs for 417 yards and 65 punts for 394 yards.

#### TITANS TIDBITS:

- Batson was the valedictorian of his class at Millwood (Okla.) High School, and at Texas Tech, he graduated cum laude with his accounting degree in just over three years.

#### CAREER TRANSACTIONS:

- The Oklahoma City, Okla., native was signed by the Titans as an undrafted free agent on May 11, 2018.
- Waived by the Titans on Sept. 17, 2018 and signed to the team's practice squad a day later.
- Signed by the Titans to their active roster from the practice squad on Oct. 10, 2018.

#### SEASON RECAPS:

**2018 (11/2):** Appeared in 11 games with two starts at wide receiver as a rookie and recorded eight receptions for 82 yards. Carried the ball once for one yard. Returned three punts for four yards. Collected a special teams tackle on coverage units. Was inactive for two games. Spent three weeks on the team's practice squad. Saw action in his first career NFL game against Baltimore (10/14/18). Made his first career reception at L.A. Chargers in London (10/21/18). Made his first career start at Indianapolis (11/18/18).

- At Miami (9/9), was inactive.
- Against Houston (9/16), was inactive.
- Against Baltimore (10/14), made his NFL debut as a reserve on special teams and returned one punt for zero yards.
- At Los Angeles Chargers in London (10/21), played as a reserve at wide receiver and hauled in his first NFL reception for no gain.
- At Dallas (11/5), saw action as a reserve at wide receiver and hauled in two receptions for 21 yards. Kept the Titans' second touchdown drive alive with a 12-yard grab on third-and-seven in the second quarter.
- Against New England (11/11), played as a reserve at wide receiver and collected two receptions for 36 yards. Hauled in a 26-yard reception with a toe-drag catch along the sideline in the third quarter.
- At Indianapolis (11/18), made his first career start at wide receiver and caught one pass for five yards. Rushed once for one yard.
- At Houston (11/26), saw action as a reserve at wide receiver and hauled in one reception for 13 yards. Collected a special teams stop on coverage units.
- Against N.Y. Jets (12/2), started at wide receiver and caught one pass for seven yards.
- Against Jacksonville (12/6), played as a reserve at wide receiver and on special teams. Returned two punts for four yards.
- At N.Y. Giants (12/16), saw limited action as a reserve at wide receiver.
- Against Washington (12/22), played limited snaps as a reserve at wide receiver.
- Against Indianapolis (12/30), saw limited action as a reserve at wide receiver.

#### COLLEGE:

- Appeared in 50 games over four seasons at Texas Tech and totaled 157 receptions for 1,499 yards and 14 touchdowns. Also returned 22 kickoffs for 417 yards and returned 65 punts for 394 yards.

- As a senior (2017), saw action in all 13 games with nine starts. Set a single-season career-high with 924 all-purpose yards. Caught 59 passes for 487 yards and five touchdowns. Returned 14 kicks for 308 yards and 17 punts for 91 yards. Also rushed six times for 38 yards. Named a semifinalist for the Campbell Award given to the best football scholar-athlete in the nation and named first-team Academic All-Big 12.

- As a junior (2016), appeared in all 12 games with 10 starts and his 60 receptions ranked second on the team and his 644 receiving yards ranked fourth on the squad. Scored eight touchdowns on the season. Returned 13 kickoffs for 308 yards and 17 punts for 157 yards. Named first-team Academic All-Big 12.

- As a sophomore (2015), saw action in all 13 games and finished the season with 29 receptions for 327 yards and one touchdown. Returned 13 punts for 81 yards. Named Academic All-Big 12 first-team honoree.

- As a true freshman (2014), played in 12 games and tallied nine receptions for 41 yards. Returned 18 punts for 65 yards.

- Graduated cum laude with a degree in accounting in 2017 from Texas Tech.

#### PERSONAL:

- Attended Millwood (Okla.) High School where he was named the Oklahoma Gatorade State Player of the Year and The Oklahoman's first-team All-State selection.

- As a senior, passed for over 2,000 yards, rushed for over 1,200 yards and returned four punts for touchdowns.

- Helped guide his high school basketball team to a state championship as a junior.

- Son of Ericka Batson and Willie Batson III and has twin sisters, Caira and Carmen.

- Follow Batson on Twitter at @KillaCam\_3\_.

- Follow Batson on Instagram at @Camb\_13.

- Born Cameron Malik Batson on Dec. 20, 1995 in Oklahoma City, Okla.

## CAMERON BATSON'S GAME-BY-GAME

### 2018 Tennessee Titans

Date	Opp.	W/L	P/S	RECEIVING					TD
				No	Yds	Avg	Lg		
Sept 9	@ Mia	L	IA						
Sept 16	Hou	W	IA						
Sept 23	@ Jax	W	PS						
Sept 30	Phi	W	PS						
Oct 7	@ Buf	L	PS						
Oct 14	Bal	L	p	0	0	-	0	0	
Oct 21	@ LAC	L	p	1	0	0.0	0	0	
Nov 5	@ Dal	W	p	2	21	10.5	12	0	
Nov 11	NE	W	p	2	36	18.0	26	0	
Nov 18	@ Ind	L	S	1	5	5.0	5	0	
Nov 26	@ Hou	L	p	1	13	13.0	13	0	

Dec 2	NYJ	W	S	1	7	7.0	7	0
Dec 6	Jax	W	p	0	0	-	0	0
Dec 16	@ NYG	W	p	0	0	-	0	0
Dec 22	Was	W	p	0	0	-	0	0
Dec 30	Ind	L	p	0	0	-	0	0
<b>Totals</b>		<b>9-7</b>	<b>11/2</b>	<b>8</b>	<b>82</b>	<b>10.3</b>	<b>26</b>	<b>0</b>

## CAMERON BATSON'S NFL STATISTICS

### REGULAR SEASON

Year	Team	GP	GS	RECEIVING					TD	RUSHING				
				No	Yds	Avg	Lg			Att	Yds	Avg	Lg	TD
2018	Tennessee	11	2	8	82	10.3	26	0		1	1	1.0	1	0
<b>NFL Totals</b>		<b>11</b>	<b>2</b>	<b>8</b>	<b>82</b>	<b>10.3</b>	<b>26</b>	<b>0</b>		<b>1</b>	<b>1</b>	<b>1</b>	<b>1</b>	<b>0</b>

### REGULAR SEASON

Year	Team	PUNT RETURNS					TD	KICKOFF RETURNS				
		No	FC	Yds	Avg	Lg		No	Yds	Avg	Lg	TD
2018	Tennessee	3	1	4	1.3	5	0	0	0	0.0	0	0
<b>NFL Totals</b>		<b>3</b>	<b>1</b>	<b>4</b>	<b>1.3</b>	<b>5</b>	<b>0</b>	<b>0</b>	<b>0</b>	<b>0.0</b>	<b>0</b>	<b>0</b>

### Single-Game Highs

Receptions - **2 (Twice, last vs. New England 11/11/18)**

Receiving Yards - **36 vs. New England (11/11/18)**

Long Reception - **26 vs. New England (11/11/18)**

Attempts - **1 at Indianapolis (11/18/18)**

Rushing Yards - **1 at Indianapolis (11/18/18)**

Long Rush - **1 at Indianapolis (11/18/18)**


Punt Returns - **2 vs. Jacksonville (12/6/18)**

Punt Return Yards - **4 vs. Jacksonville (12/6/18)**

Punt Return Long - **5 vs. Jacksonville (12/6/18)**

### Additional Career Statistics

Special Teams Tackles - **1 (2018)**



# 48 BEAU BRINKLEY

LONG SNAPPER • 6'4" • 248 LBS • COLLEGE: MISSOURI

ACQUIRED: FREE AGENT - 2012 • NFL EXPERIENCE (NFL/TITANS): 7/7

HOMETOWN: KEARNEY, MO.

GAMES PLAYED/GAMES STARTED: 112/0 (PLAYOFFS: 2/0)



**PRO:** Beau Brinkley was signed by the Titans as an undrafted free agent following the 2012 NFL Draft and has handled all of the team's long snapping duties in every game since then. His consistency helped Brett Kern set the franchise records for both gross and net punting average in 2017 and helped Titans kickers Rob Bironas (2012-13) and Ryan Succop (2014-17) combine to make 85.6 percent of their field goals in Brinkley's first six campaigns.

## CAREER HIGHLIGHTS:

- In 2017, Brinkley was the team's long snapper for every punt, field goal and extra point attempt for his sixth consecutive season.
- In 2014, he set a career high and tied for third on the squad with 10 special teams stops.
- As a rookie in 2012, Brinkley played in every game and contributed six special teams tackles.

## TITANS TIDBITS:

- Brinkley's father, Mike, was an All-American defensive end and long snapper at Missouri Valley College. He taught Beau the skill of long snapping when he was just seven years old. Beau's football idol growing up was Kansas City Chiefs long snapper Kendall Gammon.
- An avid golfer, Brinkley won the 2018 Pepsi Tournament C Flight Championship in Brookfield, Mo.
- Brinkley raced four-wheelers in the Extreme Dirt Track Racing Series while growing up in Missouri. He traveled the country competing in both motor cross and flat track competitions and won a flat track regional title in 2005.
- In June 2015, Brinkley participated in the Nashville Sports Council Golf Tournament at Gaylord Springs Golf Course. On the par-3 eighth hole, he sunk a hole-in-one to win a barrel of Jack Daniel's Tennessee whiskey.

## CAREER TRANSACTIONS:

- The Kearney, Mo., native was signed by the Titans as an undrafted free agent on May 4, 2012.

## SEASON RECAPS:

**2018 (16/0):** Served as the long snapper in all 16 games for the seventh consecutive season. Collected five special teams tackles. Tied for the team lead in special teams tackles once in 2018 (at JAX). Played in his 100th career regular season game against Philadelphia (9/30/18).

- At Miami (9/9), played as a reserve as the long snapper.
- Against Houston (9/16), served as the team's long snapper and collected a special teams stop on coverage units.
- At Jacksonville (9/23), saw action as a reserve at long snapper and registered a tackle on coverage units.
- Against Philadelphia (9/30), played as a reserve at long snapper in his 100th career game and collected a tackle on coverage units.
- At Buffalo (10/7), saw action as a reserve as the long snapper.
- Against Baltimore (10/14), played as a reserve at long snapper.
- At Los Angeles Chargers in London (10/21), saw action as a reserve as the long snapper.
- At Dallas (11/5), served as the team's long snapper.
- Against New England (11/11), played as a reserve at long snapper and notched a stop on coverage units.
- At Indianapolis (11/18), saw action as the team's long snapper.
- At Houston (11/26), served as the team's long snapper.
- Against N.Y. Jets (12/2), played as a reserve at long snapper.
- Against Jacksonville (12/6), saw action as the team's long snapper.
- At N.Y. Giants (12/16), played as a reserve at long snapper and notched

a special teams stop on coverage.

- Against Washington (12/22), served as the team's long snapper.
- Against Indianapolis (12/30), played as a reserve at long snapper.

**2017 (16/0, 2/0):** Saw action in all 16 games for the sixth consecutive season and registered two special teams tackles as the team's long snapper. Played in his first two career postseason contests and notched a special teams stop.

- At Jacksonville (9/17), saw action at long snapper and collected a special teams tackle on coverage units.
- Against Jacksonville (12/31), served as the team's long snapper and collected a special teams tackle.
- At Kansas City (1/6), saw action as a reserve as the team's long snapper in his first career postseason game.
- At New England (1/13), registered a special teams tackle while serving as the team's long snapper.

**2016 (16/0):** Played in all 16 games for the fifth consecutive season and collected six special teams tackles. Tied for the team lead in special teams tackles three times in 2016 (at MIA, vs. IND, at JAX).

- At Detroit (9/18), saw action at long snapper and collected a special teams tackle.
- At Miami (10/9), played as a reserve at long snapper and tied for the team lead with one special teams tackle on coverage units.
- Against Indianapolis (10/23), played as a reserve at long snapper and posted a special teams stop.
- Against Green Bay (11/13), played as a reserve at long snapper and registered a special teams stop on coverage units.
- At Jacksonville (12/24), played as a reserve at long snapper and collected a special teams tackle on coverage units.
- Against Houston (1/1), saw action as the long snapper and registered a special teams stop.

**2015 (16/0):** Played in all 16 games as the long snapper for the fourth consecutive campaign and registered seven special teams tackles. Tied for the team lead in special teams tackles three times in 2015 (at CLE, vs. BUF, vs. CAR).

- At Cleveland (9/20), collected a special teams stop.
- Against Buffalo (10/11), collected a special teams stop.
- At Houston (11/1), posted a special teams stop.
- Against Carolina (11/15), posted a special teams tackle on coverage units.
- Against Oakland (11/29), recorded a special teams tackle.
- Against Jacksonville (12/6), collected a special teams stop.
- At Indianapolis (1/3), recorded a special teams tackle.

**2014 (16/0):** Played in all 16 games for the third consecutive season. Tied for third on the team with a career-high 10 special teams tackles.

- At Kansas City (9/7), collected two solo special teams tackles.
- At Philadelphia (11/23), collected two special teams tackles as the long snapper.
- At Jacksonville (12/18), notched a special teams stop.

**2013 (16/0):** Played in all 16 games as a reserve long snapper and collected six special teams tackles. Tied for the team lead in special teams tackles twice in 2013 (vs. SD, vs. KC).

- Against San Diego (9/22), notched a special teams tackle.
- Against N.Y. Jets (9/29), posted a special teams tackle on coverage units.



- Against Kansas City (10/6), tied for the team lead with two special teams tackles.
- Against San Francisco (10/20), posted a special teams tackle on coverage units.
- At St. Louis (11/3), collected a solo tackle on coverage units.

**2012 (16/0):** Appeared in all 16 games as a rookie long snapper and posted six special teams tackles. Helped Brett Kern set franchise records in both gross (47.6 yards) and net (40.4) punting average. Led or tied for the team lead in special teams tackles twice (vs. PIT, at IND). Played in his first career NFL game against New England (9/9/12).

- Against New England (9/9), made his NFL debut as a reserve long snapper.
- Against Detroit (9/23), snapped for Rob Bironas' game-winning field goal in overtime.
- Against Pittsburgh (10/11), led the team with three special teams tackles and snapped for Rob Bironas' game-winning field goal.
- At Miami (11/11), snapped for Brett Kern's career-long 71-yard punt.
- Against Houston (12/2), posted a special teams tackle.
- At Indianapolis (12/9), tied for the team lead with a special teams tackle.
- Against Jacksonville (12/30), posted a solo special teams tackle.

#### COLLEGE:

- Spent four seasons as Missouri's long snapper after joining the team as a preferred walk-on. Appeared in 50 career games during his time at Missouri and helped field goal kickers make a combined 79-of-98 field goal attempts (80.6 pct.) and 210-of-212 on extra point attempts (99.1 pct.).
- As a senior (2011), played in all 13 games as the team's long snapper and also registered five tackles on special teams. Named the Tigers' 2011 Co-Special Teams Player of the Year. Helped Tigers kickers make a combined 16-of-25 field goal attempts and 53-of-53 PATs.
- As a junior (2010), played in 11 games as the long snapper and helped the Tigers rank 14th in the NCAA in net punting. Snapped for placekicker Grant Ressel, who was 17-of-19 on field goal attempts and 45-of-47 on PATs. Posted one special teams stop.
- As a sophomore (2009), played in all 13 games as the team's long snapper and was named the Tigers' Special Teams Player of the Year. Helped Ressel set an NCAA single-season kicking accuracy record for combined kicks (26-of-27 on field goals and 39-of-39 extra points). Also helped MU rank fourth in the NCAA in team net punting (40.48 avg.).
- As a freshman (2008), joined the team as a walk-on and won the long-snapping job for placekicks and punts. Appeared in all 13 games and was named the Tigers' Walk-On Player of the Year. Helped Jeff Wolfert to a perfect 73-for-73 mark on extra point attempts and a 20-for-27 mark on field goals. Posted three tackles as part of the punt coverage team.
- Graduated in May 2012 with a major in general studies at Missouri.

#### PERSONAL:

- Attended Kearney (Mo.) High School.
- List of favorites: (movie) "Tommy Boy"; (TV show) "The Walking Dead"; (actor) Chris Farley; (music artist) Garth Brooks; (school subject) history; (car) Ford F-350; (video game) "Call of Duty"; (food) sushi; and (book) "Lone Survivor" by Marcus Luttrell.
- Follow Brinkley on Twitter at @Brinkley86.
- Follow Brinkley on Instagram at @brinkley486.
- Born Beau Michael Brinkley on Jan. 25, 1990 in Kansas City, Mo.

## BEAU BRINKLEY'S NFL STATISTICS

### REGULAR SEASON

Year	Team	GP	GS	SpT Tackles
2012	Tennessee	16	0	6
2013	Tennessee	16	0	6
2014	Tennessee	16	0	10
2015	Tennessee	16	0	7
2016	Tennessee	16	0	6
2017	Tennessee	16	0	2
2018	Tennessee	16	0	5
<b>NFL Totals</b>		<b>112</b>	<b>0</b>	<b>42</b>

### PLAYOFFS

Year	Team	GP	GS	SpT Tackles
2017	Tennessee	2	0	1
<b>NFL Totals</b>		<b>2</b>	<b>0</b>	<b>1</b>



# 55 JAYON BROWN

LINEBACKER • 6'0" • 226 LBS • COLLEGE: UCLA

ACQUIRED: 5TH ROUND - 2017 • NFL EXPERIENCE (NFL/TITANS): 2/2

HOMETOWN: LONG BEACH, CALIF.

GAMES PLAYED/GAMES STARTED: 32/9 (PLAYOFFS: 2/0)



**PRO:** The Titans selected Jayon Brown in the fifth round of the 2017 NFL Draft. The 6-foot, 226-pound defender was identified quickly as the defense's nickel linebacker and played extensively as a rookie. He possesses tremendous speed for the position and excels at covering tight ends and running backs. At UCLA, he was a two-year starter and led the team in tackles during his junior and senior campaigns.

#### CAREER HIGHLIGHTS:

- As a rookie in 2017, Brown appeared in every game as the team's nickel linebacker. He registered 67 tackles, which tied for the 10th-highest total by a "Titans era" rookie (1999–present) and ranked fifth among the team's rookie linebackers in that span.

#### TITANS TIDBITS:

- Brown went to the same California high school, Long Beach Poly, as Titans teammate Jurrell Casey. Brown's older brother, Juwan, was Jurrell's teammate there.
- He likes spending as much time as possible with his dogs, "a mutt named Lou" and a Rottweiler named Kali. He also enjoys puzzles and watching movies.
- Former Long Beach Poly and New England Patriots star Willie McGinest is a close friend of the Brown family.
- Brown's younger brother, Joshua, is a linebacker at the University of Arizona, and his two older brothers also played college football. Jason played linebacker at Idaho, while Juwan was a defensive lineman at Southern Oregon.

#### CAREER TRANSACTIONS:

- The Long Beach, Calif., native was selected by the Titans in the fifth round (155th overall) of the 2017 NFL Draft.

#### SEASON RECAPS:

**2018 (16/9):** Played in all 16 games with nine starts at linebacker. Ranked second on the squad with 107 tackles and six sacks and tied for second on the team 18 quarterback pressures. Collected six tackles for loss, an interception he returned for a touchdown, seven passes defended, two forced fumbles, a fumble recovery and a special teams tackle. Led the team in tackles three times in 2018 (vs. PHI, at BUF, at LAC). Led or tied for the team lead in sacks five times in 2018 (vs. PHI, at BUF, at LAC, at DAL, vs. NYJ). Tied for the team lead in passes defended four times in 2018 (vs. PHI, at IND, vs. NYJ, vs. IND). Tied for the team lead in quarterback pressures tackles twice in 2018 (at BUF, vs. NYJ). Made his first career NFL start at linebacker against Philadelphia (9/30/18).

- At Miami (9/9), played as a reserve at linebacker and collected six tackles.
- Against Houston (9/16), saw action as a reserve at linebacker and tallied four tackles and two quarterback pressures.
- At Jacksonville (9/23), played as a reserve at linebacker and posted six tackles, including a stop for loss. Notched a special teams tackle on coverage units. Stopped Corey Grant for a one-yard loss on a short pass in the third stanza.
- Against Philadelphia (9/30), made his first career start at linebacker and led the team with 11 tackles, including a sack, a stop for loss, four quarterback pressures and a pass defended. Combined with Jurrell Casey to stonewall Jay Ajayi for no gain on a rush off right end early in the second quarter. Teamed with Brian Orakpo to stuff Wendell Smallwood for a three-yard loss on a short pass late in the second stanza. Dropped Carson Wentz for a 10-yard sack on the first play of the fourth quarter.
- At Buffalo (10/7), started at linebacker and led the team with 11 tackles,

a sack, two stops for loss and two quarterback pressures. Sniffed out an end around and stopped Ray-Ray McCloud for a three-yard loss in the first quarter. Forced the Bills to settle for a field goal by sacking Josh Allen for a five-yard loss on third-and-five late in the third quarter.

- Against Baltimore (10/14), started at linebacker and amassed eight tackles and two quarterback pressures. Teamed with Kevin Byard to stop Hayden Hurst for no gain on a jet sweep in the first quarter.

- At Los Angeles Chargers in London (10/21), saw action as a reserve at linebacker and led the team with eight tackles, including a sack, a stop for loss and a quarterback pressure. Sacked Philip Rivers for a one-yard loss late in the third quarter. Stuffed Austin Ekeler for no gain on a rush off left tackle in the final stanza.

- At Dallas (11/5), saw significant action as a reserve at linebacker and posted four tackles, including a sack, forced fumble and a quarterback pressure. Stonewalled Ezekiel Elliott for a three-yard loss on a rush off right guard in the first quarter. Ended a Cowboys' drive by strip-sacking Dak Prescott on third-and-13 and the loose ball was recovered by Wesley Woodyard at the Dallas 40-yard line.

- Against New England (11/11), started at linebacker and notched four tackles, a half sack and a quarterback pressure. Ended a Patriots' drive by combining with Wesley Woodyard to sack Tom Brady for a five-yard loss on third-and-nine on the opening drive of the third quarter.

- At Indianapolis (11/18), started at linebacker and collected seven tackles and a pass defended. Broke up a pass intended for Nyheim Hines in the third quarter.

- At Houston (11/26), saw action as a reserve at linebacker and recorded seven tackles, including a half sack, a stop for loss and a quarterback pressure. Halted a Texans' drive by combining with Derrick Morgan to drop Deshaun Watson for an 11-yard sack on third-and-two in the first quarter.

- Against N.Y. Jets (12/2), started at linebacker and tallied five tackles, including a sack, a quarterback pressure and a pass defended. Dropped Josh McCown for a one-yard sack in the third quarter. Deflected a pass intended for Chris Herndon in the third quarter. Halted a Jets' drive by stuffing Trenton Cannon for no gain on a run off right end late in the fourth quarter.

- Against Jacksonville (12/6), started at linebacker and amassed six tackles, three quarterback pressures and a pass defended. Broke up a pass intended for Leonard Fournette in the fourth quarter.

- At N.Y. Giants (12/16), played as a reserve at linebacker and posted three tackles and a pass defended in the Titans' first shutout win since 2000. Broke up a pass intended for Evan Engram late in the second quarter.

- Against Washington (12/22), started at linebacker and totaled nine tackles. Halted a Redskins' drive by combining with Rashaan Evans to stuff Adrian Peterson for no gain on a third-and-one rush off left guard in the first quarter.

- Against Indianapolis (12/30), started at linebacker and registered nine tackles, an interception returned for a score, another pass defended, a forced fumble and a fumble recovery. Became the third NFL player in 2018 to record an interception for a touchdown, a forced fumble and a fumble recovery in the same game. Brown became the first Titans player to accomplish the feat since at least 1993. Intercepted an Andrew Luck pass that was intended for Nyheim Hines and raced 22 yards for a touchdown in the second quarter. Halted a Colts' drive by breaking up a third-and-one pass intended for Eric Ebron in the second quarter. Stunted a potential Colts' scoring drive by forcing and recovering a Marlon Mack fumble in the second quarter.

**2017 (16/0, 2/0):** Played in all 16 games as a reserve linebacker in his rookie campaign and posted 67 tackles, 1.5 sacks, six quarterback

pressures, two tackles for loss, four passes defended, a fumble recovery and two special teams tackles. Saw action in both postseason contests and notched five tackles and a pass defended. Appeared in his first career NFL game against Oakland (9/10/17). Tied for the team lead in sacks once in 2017 (at SF). Tied for the team lead in passes defended twice in 2017 (at JAX, vs. IND). Tied for the team lead in special teams tackles twice in 2017 (vs. SEA, at PIT).

- Against Oakland (9/10), played as a reserve at linebacker in his NFL debut and posted four tackles. Stuffed Michael Crabtree for no gain on a short pass in the third quarter.
- Against Indianapolis (10/16), recorded four tackles and a team-high two passes defended. Ended a Colts' drive by breaking up a third-and-five pass intended for Jack Doyle in the third quarter. Defended a third-and-20 pass intended for Doyle in the fourth stanza.
- Against Baltimore (11/5), collected a then-career-best six tackles.
- At Pittsburgh (11/16), notched five tackles, including a stop for loss. Tied for the team lead with a special teams tackle on coverage units. Stopped Le'Veon Bell for a one-yard loss on a short pass in the second quarter.
- At Indianapolis (11/26), registered three tackles, including a half sack and two quarterback pressures. Halted a Colts' drive by combining with Derrick Morgan to sack Jacoby Brissett for a three-yard sack on third-and-12 in the first quarter.
- At Arizona (12/10), tallied a season-high seven tackles.
- At San Francisco (12/17), posted five tackles, including a sack, two quarterback pressures and a stop for loss. Stuffed Carlos Hyde for no gain on a rush off right end late in the second quarter. Dropped Jimmy Garoppolo for a sack in the fourth quarter.
- Against Jacksonville (12/31), tallied two tackles and a fumble recovery. Recovered a Keelan Cole fumble that was forced by Adoree' Jackson late in the second quarter.
- At Kansas City (1/6), recorded three tackles in his first career postseason game.

#### COLLEGE:

- In four seasons at UCLA (2013-16), Brown appeared in 49 games with 21 starts and totaled 220 tackles, three sacks, nine tackles for loss, three interceptions, 15 passes defended, one forced fumble and four fumble recoveries. He started 21 games over his final two seasons and totaled nine games with double-digit tackles.
- As a senior (2016), played and started 12 games and led the Bruins with 119 tackles, which tied for 16th on the all-time school single-season list. Added 2.5 sacks, seven tackles for loss (ranked third on team), three interceptions (ranked third on team), 23 passes defended and two fumble recoveries. Named first-team All-Pac-12 Conference. Ranked ninth in the country and led the Pac-12 with 9.9 total tackles per game. Tied for 10th in the Pac-12 in interceptions. Became the first UCLA player with 100 tackles in a season since Eric Kendricks (149) in 2014.

- As a junior (2015), saw action in 12 games with nine starts, entering the starting lineup after an injury to Myles Jack. Went on to lead the team with 93 tackles and ranked second on the squad with six passes defended.
- As a sophomore (2014), saw action in 12 games, primarily as a special teams player. Credited with two tackles on the year. Returned five kickoffs for 42 total yards.
- As a freshman (2013), appeared in all 13 games as a special teams player and reserve linebacker and made six tackles on the season. Presented with the John Boncheff, Jr. Award for Rookie of the Year on special teams at the team's annual banquet. Earned a spot on the Athletic Director's Academic Honor Roll.
- Graduated from UCLA in spring 2017 with a degree in political science.

#### PERSONAL:

- Attended Long Beach (Calif.) Poly High School, where he became a three-star recruit according to Scout.com and Rivals.com. Ranked as the No. 87 outside linebacker in the nation according to Scout.com and the No. 17 OLB in the West. Rated as ESPN.com's No. 122 outside linebacker in the nation and the No. 156-rated recruit in the state of California. Earned PrepStar All-West Region honors.
- As a senior, helped lead his team to 12-4 and was credited with 112 tackles and 11.5 tackles for loss. Named CIF Pac-5 Division Defensive Player of the Year, a first-team All-CIF Pac-5 Division selection and Long Beach Press-Telegram's Dream Team.
- List of favorites: (TV show) "Game of Thrones"; (movies) "Interstellar" and "Friday"; (musicians) Future and Rae Sremmurd; (food) Mexican food; and (guilty pleasure) Flamin' Hot Cheetos.
- Follow him on Twitter and Instagram at @JayonBrown12.
- Born Jayon Lee Brown on Feb. 26, 1995 in Long Beach, Calif.

## JAYON BROWN'S GAME-BY-GAME

#### 2017 Tennessee Titans

Date	Opp	W/L	P/S	Tot	Solo	Asst	Sk	- Yds	QB	TFL	Int	- Yds	-TD	PD	FF	FR	- Yds	SpT
Sept 10	Oak	L	p	4	3	1	0.0	0.0	0	0	0	0	0	0	0	0	0	0
Sept 17	@ Jax	W	p	3	1	2	0.0	0.0	0	0	0	0	0	1	0	0	0	0
Sept 24	Sea	W	p	5	3	2	0.0	0.0	0	0	0	0	0	0	0	0	0	1
Oct 1	@ Hou	L	p	5	3	2	0.0	0.0	1	0	0	0	0	0	0	0	0	0
Oct 8	@ Mia	L	p	1	1	0	0.0	0.0	0	0	0	0	0	0	0	0	0	0
Oct 16	Ind	W	p	4	2	2	0.0	0.0	1	0	0	0	0	2	0	0	0	0
Oct 22	@ Cle	W	p	5	3	2	0.0	0.0	0	0	0	0	0	0	0	0	0	0
Nov 5	Bal	W	p	6	5	1	0.0	0.0	0	0	0	0	0	0	0	0	0	0
Nov 12	Cin	W	p	6	4	2	0.0	0.0	0	0	0	0	0	0	0	0	0	0
Nov 16	@ Pit	L	p	5	3	2	0.0	0.0	0	1	0	0	0	0	0	0	0	1
Nov 26	@ Ind	W	p	3	1	2	0.5	1.5	2	0	0	0	0	0	0	0	0	0
Dec 3	Hou	W	p	1	0	1	0.0	0.0	0	0	0	0	0	1	0	0	0	0
Dec 10	@ Ari	L	p	7	3	4	0.0	0.0	0	0	0	0	0	0	0	0	0	0
Dec 17	@ SF	L	p	5	5	0	1.0	0.0	2	1	0	0	0	0	0	0	0	0
Dec 24	LAR	L	p	5	3	2	0.0	0.0	0	0	0	0	0	0	0	0	0	0
Dec 31	Jax	W	p	2	2	0	0.0	0.0	0	0	0	0	0	0	0	1	0	0
<b>Totals</b>				<b>9-7</b>	<b>16/0</b>	<b>67</b>	<b>42</b>	<b>25</b>	<b>1.5</b>	<b>1.5</b>	<b>6</b>	<b>2</b>	<b>0</b>	<b>0</b>	<b>4</b>	<b>0</b>	<b>1</b>	<b>0</b>
<b>Playoffs</b>																		
Jan 6	@ KC	W	p	3	2	1	0.0	0.0	0	0	0	0	0	0	0	0	0	0
Jan 13	@ NE	L	p	2	2	0	0.0	0.0	0	0	0	0	0	1	0	0	0	0
<b>Totals</b>				<b>1-1</b>	<b>2/0</b>	<b>5</b>	<b>4</b>	<b>1</b>	<b>0.0</b>	<b>0.0</b>	<b>0</b>	<b>0</b>	<b>0</b>	<b>0</b>	<b>1</b>	<b>0</b>	<b>0</b>	<b>0</b>

#### 2018 Tennessee Titans

Date	Opp	W/L	P/S	Tot	Solo	Asst	Sk	- Yds	QB	TFL	Int	- Yds	-TD	PD	FF	FR	- Yds	SpT
Sept 9	@ Mia	L	p	6	5	1	0.0	0.0	0	0	0	0	0	0	0	0	0	0
Sept 16	Hou	W	p	4	2	2	0.0	0.0	2	0	0	0	0	0	0	0	0	0
Sept 23	@ Jax	W	p	6	5	1	0.0	0.0	0	1	0	0	0	0	0	0	0	1
Sept 30	Phi	W	S	11	9	2	1.0	10.0	4	1	0	0	0	1	0	0	0	0
Oct 7	@ Buf	L	S	11	8	3	1.0	3.0	2	2	0	0	0	0	0	0	0	0
Oct 14	Bal	L	S	8	4	4	0.0	0.0	2	0	0	0	0	0	0	0	0	0
Oct 21	@ LAC	L	p	8	7	1	1.0	1.0	1	1	0	0	0	0	0	0	0	0
Nov 5	@ Dal	W	p	4	3	1	1.0	2.0	1	0	0	0	0	0	1	0	0	0
Nov 11	NE	W	S	4	2	2	0.5	2.5	1	0	0	0	0	0	0	0	0	0
Nov 18	@ Ind	L	S	7	4	3	0.0	0.0	0	0	0	0	0	1	0	0	0	0
Nov 26	@ Hou	L	p	6	4	2	0.5	5.5	1	1	0	0	0	0	0	0	0	0
Dec 2	NYJ	W	S	5	4	1	1.0	1.0	1	0	0	0	0	1	0	0	0	0
Dec 6	Jax	W	S	6	4	2	0.0	0.0	3	0	0	0	0	1	0	0	0	0
Dec 16	@ NYG	W	p	3	3	0	0.0	0.0	0	0	0	0	0	1	0	0	0	0
Dec 22	Was	W	S	9	6	3	0.0	0.0	0	0	0	0	0	0	0	0	0	0
Dec 30	Ind	L	S	9	6	3	0.0	0.0	0	0	1	22	1	2	1	1	7	0
<b>Totals</b>				<b>9-7</b>	<b>16/9</b>	<b>107</b>	<b>76</b>	<b>31</b>	<b>6.0</b>	<b>25.0</b>	<b>18</b>	<b>6</b>	<b>1</b>	<b>22</b>	<b>1</b>	<b>7</b>	<b>2</b>	<b>1</b>



## JAYON BROWN'S NFL STATISTICS

### REGULAR SEASON

REGULAR SEASON				TACKLES							INTERCEPTIONS						FUMBLES			
Year	Team	GP	GS	Tot	Solo	Asst	Sk	Yds	QBP	TFL	No	Yds	Lg	TD	PD	FF	FR	Yds	SpT	
2017	Tennessee	16	0	67	42	25	1.5	1.5	6	2	0	0	0	0	4	0	1	0	2	
2018	Tennessee	16	9	107	76	31	6.0	25.0	18	6	1	22	22t	1	7	2	1	7	1	
NFL Totals		32	9	174	118	56	7.5	26.5	24	8	1	22	22t	1	11	2	2	7	3	

### PLAYOFFS

PLAYOFFS		TACKLES									INTERCEPTIONS					FUMBLES			
Year	Team	GP	GS	Tot	Solo	Asst	Sk	Yds	QBP	TFL	No	Yds	Lg	TD	PD	FF	FR	Yds	SpT
2017	Tennessee	2	0	5	4	1	0.0	0.0	0	0	0	0	0	0	1	0	0	0	0
NFL Totals		2	0	5	4	1	0.0	0.0	0	0	0	0	0	0	1	0	0	0	0

#### Single-Game Highs

Tackles - **11** (Twice, last at Buffalo 10/7/18)

Sacks - **1** (Six times, last vs. N.Y. Jets 12/2/18)

Interceptions - **1** vs. Indianapolis (12/30/18)

Quarterback Pressures - **4** vs. Philadelphia (9/30/18)

Passes Defensed - **2** (Twice, last vs. Indianapolis 12/30/18)

Forced Fumble - **1** (Twice, last vs. Indianapolis 12/30/18)

Fumble Recovery - **1** (Twice, last vs. Indianapolis 12/30/18)

Special Teams Tackles - **1** (Three times, last at Jacksonville 9/23/18)

#### Playoff Single-Game Highs

Tackles - 3 at Kansas City (1/6/18)

Passes Defensed - 1 at New England (1/13/18)

#### Additional Statistics

Touchdown - 1 (22-yard interception return vs. Indianapolis, 12/30/18)



# 21 MALCOLM BUTLER

CORNERBACK • 5'11" • 190 LBS • COLLEGE: WEST ALABAMA

ACQUIRED: UNRESTRICTED FREE AGENT (NEW ENGLAND) - 2018

NFL EXPERIENCE (NFL/TITANS): 5/1 • HOMETOWN: VICKSBURG, MISS.

GAMES PLAYED/GAMES STARTED: 75/59 (PLAYOFFS: 11/7)



**Super Bowl: 2014, 2016**



**Pro Bowl: 2015, 2016**

**PRO:** The Titans entered the 2018 offseason looking to add more experience to their secondary. The club found just that when it signed two-time Super Bowl Champion and two-time Pro Bowler Malcolm Butler as an unrestricted free agent on March 16, 2018. The 5-foot-11-inch, 190-pounder arrived in Tennessee having collected nine total interceptions and 56 passes defended in four seasons (2014-17) with the New England Patriots. Butler originally entered the league as a rookie free agent out of West Alabama.

## CAREER HIGHLIGHTS:

- Butler is a two-time Super Bowl champion, having captured the title with the New England Patriots in 2014 and 2016.
- In 2016, Butler was named to his second career Pro Bowl and received Associated Press second-team All-Pro honors after notching a career-high four interceptions and 17 passes defended.
- In 2015, Butler made his first career Pro Bowl after posting 72 tackles, two interceptions and 15 passes defended.
- As a rookie free agent in 2014, Butler was involved in one of the most clutch plays in Super Bowl history. With 26 seconds left in Super Bowl XLIX, he intercepted a pass intended for Ricardo Lockette at the goal line, preventing a go-ahead touchdown by the Seattle Seahawks, and sealing the Patriots' championship victory.

## TITANS TIDBITS:

- In February 2017, the production company Narrative Capital acquired the rights to the story of Butler for a film tentatively titled "The Secondary."
- Following Butler's crucial goal line interception to seal Super Bowl XLIX, Patriots quarterback Tom Brady, who received a 2015 Chevrolet Colorado as part of his Super Bowl XLIX MVP Award, requested Chevrolet award the truck directly to Butler.
- Prior to securing a rookie free agent tryout with the Patriots in 2014, Butler was operating the fryolator at a Popeye's restaurant.

## CAREER TRANSACTIONS:

- The Vicksburg, Miss., native was signed by the New England Patriots as a rookie free agent on May 19, 2014.
- Signed by the Titans as an unrestricted free agent on March 16, 2018.

## SEASON RECAPS:

**2018 (16/11 - Tennessee):** Played in all 16 games with 11 starts at cornerback in his first season with the Titans and led the team with 13 passes defended. Ranked second on the team with three interceptions. Collected 56 tackles, a sack, three stops for loss, a quarterback pressure and a forced fumble. Led or tied for the team lead in passes defended seven times in 2018 (at MIA, vs. HOU, vs. BAL, at IND, vs. NYJ, vs. JAX, vs. IND). Tied for the team lead in sacks once in 2018 (vs. PHI).

- At Miami (9/9), started at cornerback in his first game with the Titans and collected five tackles, an interception, a stop for loss and two passes defended. Stuffed Kenyan Drake for a one-yard loss on a short pass to the flat in the second quarter. Intercepted a Ryan Tannehill pass intended for Mike Gesicki in the end zone and returned it 34 yards in the third quarter. Batted down a pass intended for Albert Wilson late in the third stanza.
- Against Houston (9/16), started at cornerback and tallied six tackles and two passes defended. Broke up a pass intended for DeAndre Hopkins early in the first quarter. Batted down a pass intended for Hopkins during the Texans' final drive late in the fourth quarter.
- At Jacksonville (9/23), started at cornerback and posted three tackles.
- Against Philadelphia (9/30), started at cornerback and notched seven tackles, including a sack. Came off the edge on a blitz and dropped Carson

Wentz for a nine-yard sack in the first quarter. Forced an Alshon Jeffery fumble that went out of bounds in the second quarter.

- At Buffalo (10/7), started at cornerback and recorded a tackle.
- Against Baltimore (10/14), played as a reserve at cornerback and amassed three tackles and two passes defended. Broke up a deep pass intended for Michael Crabtree late in the second quarter.
- At Los Angeles Chargers in London (10/21), saw action as a reserve at cornerback and tallied a tackle.
- At Dallas (11/5), played as a reserve at cornerback and posted three tackles.
- Against New England (11/11), started at cornerback and notched three tackles.
- At Indianapolis (11/18), started at cornerback and collected two tackles and a pass defended. Halted the Colts' opening drive by breaking up a third-and-nine pass intended for Ryan Grant in the first quarter.
- At Houston (11/26), played as a reserve at cornerback and recorded two tackles before leaving the game in the second quarter with an injury.
- Against N.Y. Jets (12/2), started at cornerback and tallied six tackles, an interception and a stop for loss. Halted a Jets' drive by stonewalling Elijah McGuire for a four-yard loss on a short third-and-two swing pass in the fourth quarter. Sealed the victory by intercepting a Josh McCown pass intended for Chris Herndon late in the fourth quarter.
- Against Jacksonville (12/6), started at cornerback and amassed four tackles and two passes defended.
- At N.Y. Giants (12/16), played as a reserve at cornerback and posted a tackle and a pass defended in the Titans' first shutout win since 2000.
- Against Washington (12/22), started at cornerback and totaled three tackles, an interception returned for a score, a stop for loss and a quarterback pressure. Broke up a pass intended for Josh Doctson in the third quarter. Sealed the victory by intercepting a Josh Johnson pass and racing 56 yards as time expired in the game.
- Against Indianapolis (12/30), started at cornerback and registered six tackles and two passes defended. Batted down a pass intended for Dontrelle Inman in the second quarter. Broke up a pass intended for Eric Ebron in the third stanza.

**2017 (16/15, 3/2 - New England):** Played in all 16 games with 15 starts at cornerback and amassed 60 tackles, two interceptions, a sack, 12 passes defended and three forced fumbles. Saw action in all three postseason games with two starts and posted four tackles.

- Against Carolina (10/1), started at cornerback and led the team with eight tackles, while adding a pass defended and a first quarter interception of Cam Newton that led to the Patriots first touchdown drive.
- At N.Y. Jets (10/15), started at cornerback and was a key contributor with four tackles, three passes defended and an interception late in the second quarter that led to a Patriots touchdown to tie the game going into halftime. Also forced a fumble of Austin Seferian-Jenkins as he was going into the end zone for a fourth-quarter score which caused the fumble out of bounds to be ruled a touchback and returned possession to the Patriots.
- Against Atlanta (10/22), contributed with six tackles and a pass defended in a starting role at cornerback. The pass defended came on a third-and-one pass breakup of a Julio Jones fourth quarter target in the end zone which led to a fourth-down stop on the ensuing play for the Patriots.
- At Buffalo (12/3), made the start at cornerback and finished with a team-high eight tackles.
- At Pittsburgh (12/17), started at cornerback and finished with three tackles, including a key stop on the penultimate play of the game when he tackled Darrius Heyward-Bey inbounds to keep the clock running prior to Duron Harmon's game-sealing interception on the next play in the win.

- Against Buffalo (12/24), made the start at cornerback and finished with three tackles, a pass defended and a 13-yard sack of Tyrod Taylor in the fourth quarter.
- Against Jacksonville (1/21), started at cornerback and finished with six tackles total and added a pass defended in the AFC Championship victory.

**2016 (16/16, 3/3 - New England):** Earned his second career Pro Bowl invitation and named to the Associated Press All-Pro second team after starting all 16 regular season games and recording 63 tackles, one sack, and notched career-high four interceptions and 17 passes defended. Also forced one fumble and recovered two others. Started all three postseason contests and posted 11 tackles and one pass defended.

- Against Miami (9/18), led the team with eight tackles and one pass defended.
- At Pittsburgh (10/23), picked off Landry Jones in the end zone during the first quarter to end a Steelers scoring threat. Finished the game with six tackles and three passes defended.
- Against Seattle (11/13), led the defense with nine total tackles.
- At San Francisco (11/20), recorded his first ever NFL sack when he took down Colin Kaepernick. Added two tackles.
- At N.Y. Jets (11/27), forced and recovered a fumble to mark the first forced fumble and fumble recovery of his NFL career that led to a Patriots touchdown. Also added five total tackles.
- Against the Los Angeles Rams (12/4), picked off Jared Goff for seven yards. Added one total tackle and three passes defended.
- Against N.Y. Jets (12/24), had his first career two-interception game in the win when he picked off Bryce Petty on third-and-11 in the first quarter and Ryan Fitzpatrick for a 21-yard gain at the end of the third stanza. Had three total takeaways in the game after adding a fumble recovery in the second quarter to mark the first time that a Patriots player has had three takeaways in the same game since Steve Gregory had three (one interception and two fumble recoveries at N.Y. Jets Nov. 22, 2012).
- Against Pittsburgh (1/22), recorded four tackles and a pass defended in the AFC Championship.

**2015 (16/16, 2/2 - New England):** Earned his first career Pro Bowl invitation after starting all 16 regular season contests and recording 72 tackles, two interceptions and 15 passes defended. Started both playoff games and posted 12 tackles and three passes defended.

- At Buffalo (9/20), recorded his first career regular season interception off a Tyrod Taylor pass. Also added six tackles and one pass defended.
- At Indianapolis (10/18), recorded a single-game career-high nine tackles and two passes defended.
- At N.Y. Giants (11/15), recorded two solo tackles and three passes defended. Butler's three passes defended came against Odell Beckham Jr., who Butler held to four receptions on 12 targets.
- Against Tennessee (12/20), recorded seven tackles, an interception and one pass defended.
- Against Kansas City (1/16), made his first postseason start and recorded five tackles and one pass defended in the playoff victory.
- At Denver (1/24), recorded a career playoff-high seven tackles and two passes defended in the AFC Championship Game.

**2014 (11/1, 3/0 - New England):** Made the team as a rookie free agent and appeared in 11 regular season games with one start and totaled 14 tackles, four passes defended and one special teams tackle. Was inactive for four games and did not play in another contest. Played as a reserve in all three playoff contests and made four tackles, one interception and three passes defended.

- At Miami (9/7), made his NFL debut on special teams and at cornerback and recorded two tackles.
- Against Denver (11/2), saw significant playing time as a fourth cornerback and finished with four tackles and one pass defended.
- Against Miami (12/14), made his first NFL start at defensive back and notched two tackles.
- Against Buffalo (12/28), posted four tackles and one special teams stop.
- Against Seattle (2/1), sealed the Patriots' 28-24 Super Bowl XLIX win by intercepting Russell Wilson's pass intended for Ricardo Lockette in the end zone with 26 seconds left to play. He undercut a slant route, picked off the pass and returned it to the two-yard line. It was his first career NFL interception. Two plays before the interception, Butler swatted a deep pass intended for Jermaine Kearse, but Kearse was able to gather the tipped ball before Butler pushed him out of bounds at the five-yard line. Butler led the team with a game-high three passes defended in just 18 defensive snaps and posted three tackles.

## COLLEGE:

- Played two seasons at West Alabama after transferring from Hinds (Miss.) Community College. Was a two-time first team All-Gulf South Conference selection at cornerback as a junior and senior.
- Played in 25 games at West Alabama and compiled 94 tackles, seven interceptions, 27 passes defended and blocked a field goal. Also returned kickoffs and punts.
- As a senior (2013), named first-team All-Gulf South Conference selection at cornerback led the GSC with 18 passes defended. Posted 45 tackles, two interceptions, one returned for a touchdown and blocked a field goal.
- As a junior (2012), selected a first-team All-Gulf South Conference selection after starting 12 games and tallying 49 tackles, five interceptions and 14 passes defended. Intercepted three passes in a game against West Georgia.
- Recorded 43 tackles with three interceptions and 12 broken up passes as a sophomore at Hinds (Miss.) Community College. Averaged 15 yards per interception return, including one for a score.
- Transferred to Alcorn State University before being invited back to Hinds Community College in 2011.
- Played in five games as a freshman (2010), making 22 tackles and picking off one pass at Hinds.
- Majored in physical education at West Alabama.

## PERSONAL:

- Played for Coach Alonzo Stevens at Vicksburg High School and averaged five tackles per game as a senior.
- Despite only playing football as a freshman and senior at Vicksburg, Butler earned a scholarship to Hinds Community College in Raymond, Miss.
- Also participated in track & field at Vicksburg, where he competed in sprint events and jumps. Posted personal-bests of 12.07 seconds in the 100-meter dash, 1.83 meters (6'0") in the high jump, and 6.92 meters (22'8.5") in the long jump.
- Son of Deborah Butler and is one of five children.
- Follow Butler on Twitter and Instagram at @Mac\_BZ.
- Born Malcolm Terel Butler on March 2, 1990, in Vicksburg, Miss.



## MALCOLM BUTLER'S GAME-BY-GAME

## 2014 New England Patriots

Date	Opp	W/L	P/S	Tot	Solo	Asst	Sk	- Yds	QBP	TFL	Int	- Yds	-TD	PD	FF	FR	- Yds	SpT
Sept 7	@ Mia	L	p	2	2	0	0.0	0.0	NA	NA	0	0	0	0	0	0	0	0
Sept 14	@ Min	W	p	1	1	0	0.0	0.0	NA	NA	0	0	0	1	0	0	0	0
Sept 21	Oak	W	p	0	0	0	0.0	0.0	NA	NA	0	0	0	0	0	0	0	0
Sept 29	@ KC	L	p	1	1	0	0.0	0.0	NA	NA	0	0	0	0	0	0	0	0
Oct 5	Cin	W	IA															
Oct 12	@ Buf	WDNP																
Oct 16	NYJ	W	IA															
Oct 26	Chi	W	p	0	0	0	0.0	0.0	NA	NA	0	0	0	2	0	0	0	0
Nov 2	Den	W	p	4	4	0	0.0	0.0	NA	NA	0	0	0	1	0	0	0	0
Nov 16	@ Ind	W	p	0	0	0	0.0	0.0	NA	NA	0	0	0	0	0	0	0	0
Nov 23	Det	W	IA															
Nov 30	@ GB	L	IA															
Dec 7	@ SD	W	p	0	0	0	0.0	0.0	NA	NA	0	0	0	0	0	0	0	0
Dec 14	Mia	W	S	2	2	0	0.0	0.0	NA	NA	0	0	0	0	0	0	0	0
Dec 21	@ NYJ	W	p	0	0	0	0.0	0.0	NA	NA	0	0	0	0	0	0	0	0
Dec 28	Buf	L	p	4	3	1	0.0	0.0	NA	NA	0	0	0	0	0	0	0	1
<b>Totals</b>	<b>12-4</b>	<b>11/1</b>		<b>14</b>	<b>13</b>	<b>1</b>	<b>0.0</b>	<b>0.0</b>	<b>NA</b>	<b>NA</b>	<b>0</b>	<b>0</b>	<b>0</b>	<b>4</b>	<b>0</b>	<b>0</b>	<b>0</b>	<b>1</b>

## Playoffs

Jan 10	Bal	W	p	0	0	0	0.0	0.0	NA	NA	0	0	0	0	0	0	0	0
Jan 18	Ind	W	p	1	1	0	0.0	0.0	NA	NA	0	0	0	0	0	0	0	0
Feb 1	Sea	W	p	3	3	0	0.0	0.0	NA	NA	1	3	0	3	0	0	0	0
<b>Totals</b>	<b>3-0</b>	<b>3/0</b>		<b>4</b>	<b>4</b>	<b>0</b>	<b>0.0</b>	<b>0.0</b>	<b>NA</b>	<b>NA</b>	<b>1</b>	<b>3</b>	<b>0</b>	<b>3</b>	<b>0</b>	<b>0</b>	<b>0</b>	<b>0</b>

## 2015 New England Patriots

Date	Opp	W/L	P/S	Tot	Solo	Asst	Sk	- Yds	QBP	TFL	Int	- Yds	-TD	PD	FF	FR	- Yds	SpT
Sept 10	Pit	W	S	5	3	2	0.0	0.0	NA	NA	0	0	0	0	0	0	0	0
Sept 20	@ Buf	W	S	6	4	2	0.0	0.0	NA	NA	1	9	0	1	0	0	0	0
Sept 27	Jax	W	S	4	4	0	0.0	0.0	NA	NA	0	0	0	3	0	0	0	0
Oct 11	@ Dal	W	S	1	0	1	0.0	0.0	NA	NA	0	0	0	1	0	0	0	0
Oct 18	@ Ind	W	S	9	7	2	0.0	0.0	NA	NA	0	0	0	2	0	0	0	0
Oct 25	NYJ	W	S	6	4	2	0.0	0.0	NA	NA	0	0	0	0	0	0	0	0
Oct 29	Mia	W	S	4	4	0	0.0	0.0	NA	NA	0	0	0	0	0	0	0	0
Nov 8	Was	W	S	5	4	1	0.0	0.0	NA	NA	0	0	0	1	0	0	0	0
Nov 15	@ NYG	W	S	2	2	0	0.0	0.0	NA	NA	0	0	0	3	0	0	0	0
Nov 23	Buf	W	S	3	3	0	0.0	0.0	NA	NA	0	0	0	0	0	0	0	0
Nov 29	@ Den	L	S	7	7	0	0.0	0.0	NA	NA	0	0	0	1	0	0	0	0
Dec 6	Phi	L	S	2	2	0	0.0	0.0	NA	NA	0	0	0	1	0	0	0	0
Dec 13	@ Hou	W	S	1	1	0	0.0	0.0	NA	NA	0	0	0	1	0	0	0	0
Dec 20	Ten	W	S	7	5	2	0.0	0.0	NA	NA	1	0	0	1	0	0	0	0
Dec 27	@ NYJ	L	S	3	2	1	0.0	0.0	NA	NA	0	0	0	0	0	0	0	0
Jan 3	@ Mia	L	S	7	5	2	0.0	0.0	NA	NA	0	0	0	0	0	0	0	0
<b>Totals</b>	<b>12-4</b>	<b>16/16</b>		<b>72</b>	<b>57</b>	<b>15</b>	<b>0.0</b>	<b>0.0</b>	<b>NA</b>	<b>NA</b>	<b>2</b>	<b>9</b>	<b>0</b>	<b>15</b>	<b>0</b>	<b>0</b>	<b>0</b>	<b>0</b>

## Playoffs

Jan 16	KC	W	S	5	4	1	0.0	0.0	NA	NA	0	0	0	1	0	0	0	0
Jan 24	@ Den	L	S	7	6	1	0.0	0.0	NA	NA	0	0	0	2	0	0	0	0
<b>Totals</b>	<b>1-1</b>	<b>2/2</b>		<b>12</b>	<b>10</b>	<b>2</b>	<b>0.0</b>	<b>0.0</b>	<b>NA</b>	<b>NA</b>	<b>0</b>	<b>0</b>	<b>0</b>	<b>3</b>	<b>0</b>	<b>0</b>	<b>0</b>	<b>0</b>

## 2016 New England Patriots

Date	Opp	W/L	P/S	Tot	Solo	Asst	Sk	- Yds	QBP	TFL	Int	- Yds	-TD	PD	FF	FR	- Yds	SpT
Sept 11	@ Ari	W	S	4	3	1	0.0	0.0	NA	NA	0	0	0	2	0	0	0	0
Sept 18	Mia	W	S	8	7	1	0.0	0.0	NA	NA	0	0	0	1	0	0	0	0
Sept 22	Hou	W	S	4	2	2	0.0	0.0	NA	NA	0	0	0	1	0	0	0	0
Oct 2	Buf	L	S	3	3	0	0.0	0.0	NA	NA	0	0	0	0	0	0	0	0
Oct 9	@ Cle	W	S	1	1	0	0.0	0.0	NA	NA	0	0	0	0	0	0	0	0
Oct 16	Cin	W	S	3	2	1	0.0	0.0	NA	NA	0	0	0	4	0	0	0	0
Oct 23	@ Pit	W	S	6	3	3	0.0	0.0	NA	NA	1	0	0	3	0	0	0	0
Oct 30	@ Buf	W	S	4	3	1	0.0	0.0	NA	NA	0	0	0	0	0	0	0	0

Nov 13	Sea	L	S	9	7	2	0.0	0.0	NA	NA	0	0	0	0	0	0	0	0
Nov 20	@ SF	W	S	2	2	0	1.0	0.0	NA	NA	0	0	0	0	0	0	0	0
Nov 27	@ NYJ	W	S	5	5	0	0.0	0.0	NA	NA	0	0	0	0	1	1	0	0
Dec 4	LA	W	S	1	1	0	0.0	0.0	NA	NA	1	7	0	3	0	0	0	0
Dec 12	Bal	W	S	4	3	1	0.0	0.0	NA	NA	0	0	0	1	0	0	0	0
Dec 18	@ Den	W	S	3	3	0	0.0	0.0	NA	NA	0	0	0	0	0	0	0	0
Dec 24	NYJ	W	S	0	0	0	0.0	0.0	NA	NA	2	21	0	2	0	1	0	0
Jan 1	@ Mia	W	S	6	3	3	0.0	0.0	NA	NA	0	0	0	0	0	0	0	0
<b>Totals</b>	<b>14-2</b>	<b>16/16</b>		<b>63</b>	<b>48</b>	<b>15</b>	<b>1.0</b>	<b>0.0</b>	<b>NA</b>	<b>NA</b>	<b>4</b>	<b>28</b>	<b>0</b>	<b>17</b>	<b>1</b>	<b>2</b>	<b>0</b>	<b>0</b>

## Playoffs

Jan 14	Hou	W	S	5	5	0	0.0	0.0	NA	NA	0	0	0	0	0	0	0	0
Jan 22	Pit	W	S	4	3	1	0.0	0.0	NA	NA	0	0	0	1	0	0	0	0
Feb 5	Atl	W	S	2	1	1	0.0	0.0	NA	NA	0	0	0	0	0	0	0	0
<b>Totals</b>	<b>3-0</b>	<b>3/3</b>		<b>11</b>	<b>9</b>	<b>2</b>	<b>0.0</b>	<b>0.0</b>	<b>NA</b>	<b>NA</b>	<b>0</b>	<b>0</b>	<b>0</b>	<b>1</b>	<b>0</b>	<b>0</b>	<b>0</b>	<b>0</b>

## 2017 New England Patriots

Date	Opp	W/L	P/S	Tot	Solo	Asst	Sk	- Yds	QBP	TFL	Int	- Yds	-TD	PD	FF	FR	- Yds	SpT
Sept 7	KC	L	S	4	4	0	0.0	0.0	NA	NA	0	0	0	0	0	0	0	0
Sept 17	@ NO	W	p	2	2	0	0.0	0.0	NA	NA	0	0	0	1	0	0	0	0
Sept 24	Hou	W	S	3	2	1	0.0	0.0	NA	NA	0	0	0	0	0	0	0	0
Oct 1	Car	L	S	8	7	1	0.0	0.0	NA	NA	1	-2	0	1	0	0	0	0
Oct 5	@ TB	W	S	4	3	1	0.0	0.0	NA	NA	0	0	0	1	0	0	0	0
Oct 15	@ NYJ	W	S	4	4	0	0.0	0.0	NA	NA	1	1	0	3	1	0	0	0
Oct 22	Atl	W	S	6	6	0	0.0	0.0	NA	NA	0	0	0	1	0	0	0	0
Oct 29	LAC	W	S	1	1	0	0.0	0.0	NA	NA	0	0	0	0	0	0	0	0
Nov 12	@ Den	W	S	3	3	0	0.0	0.0	NA	NA	0	0	0	1	0	0	0	0
Nov 19	@ Oak	W	S	2	2	0	0.0	0.0	NA	NA	0	0	0	1	0	0	0	0
Nov 26	Mia	W	S	4	3	1	0.0	0.0	NA	NA	0	0	0	2	1	0	0	0
Dec 3	@ Buf	W	S	8	7	1	0.0	0.0	NA	NA	0	0	0	0	0	0	0	0
Dec 11	@ Mia	L	S	3	3	0	0.0	0.0	NA	NA	0	0	0	0	0	0	0	0
Dec 17	@ Pit	W	S	3	3	0	0.0	0.0	NA	NA	0	0	0	0	0	0	0	0
Dec 24	Buf	W	S	3	3	0	1.0	13.0	NA	NA	0	0	0	0	1	0	0	0
Dec 31	NYJ	W	S	2	2	0	0.0	0.0	NA	NA	0	0	0	0	0	0	0	0
<b>Totals</b>	<b>13-3</b>	<b>16/15</b>		<b>60</b>	<b>55</b>	<b>5</b>	<b>1.0</b>	<b>13.0</b>	<b>NA</b>	<b>NA</b>	<b>2</b>	<b>-1</b>	<b>0</b>	<b>12</b>	<b>3</b>	<b>0</b>	<b>0</b>	<b>0</b>

## Playoffs

Jan 13	Ten	W	S	4	4	0	0.0	0.0	NA	NA	0	0	0	0	0	0	0	0
Jan 21	Jax	W	S	6	4	2	0.0	0.0	NA	NA	0	0	0	0	0	0	0	0
Feb 4	Phi	L	p	0	0	0	0.0	0.0	NA	NA	0	0	0	0	0	0	0	0
<b>Totals</b>	<b>2-1</b>	<b>3/2</b>		<b>10</b>	<b>8</b>	<b>2</b>	<b>0.0</b>	<b>0.0</b>	<b>NA</b>	<b>NA</b>	<b>0</b>	<b>0</b>	<b>0</b>	<b>0</b>	<b>0</b>	<b>0</b>	<b>0</b>	<b>0</b>

## 2018 Tennessee Titans

Date	Opp	W/L	P/S	Tot	Solo	Asst	Sk	- Yds	QBP	TFL	Int	- Yds	-TD	PD	FF	FR	- Yds	SpT
Sept 9	@ Mia	L	S	5	4	1	0.0	0.0	0	1	1	34	0	1	0	0	0	0
Sept 16	Hou	W	S	6	6	0	0.0	0.0	0	0	0	0	0	2	0	0	0	0
Sept 23	@ Jax	W	S	3	3	0	0.0	0.0	0	0	0	0	0	0	0	0	0	0
Sept 30	Phi	W	S	7	7	0	1.0	9.0	0	0	0	0	0	0	1	0	0	0
Oct 7	@ Buf	L	S	1	0	1	0.0	0.0	0	0	0	0	0	0	0	0	0	0
Oct 14	Bal	L	p	3	3	0	0.0	0.0	0	0	0	0	0	2	0	0	0	0
Oct 21	@ LAC	L	p	1	1	0	0.0	0.0	0	0	0	0	0	0	0	0	0	0
Nov 5	@ Dal	W	p	3	3	0	0.0	0.0	0	0	0	0	0	0	0	0	0	0
Nov 11	NE	W	S	3	3	0	0.0	0.0	0	0	0	0	0	0	0	0	0	0
Nov 18	@ Ind	L	S	2	2	0	0.0	0.0	0	0	0	0	0	1	0	0	0	0
Nov 26	@ Hou	L	p	2	2	0	0.0	0.0	0	0	0	0	0	0	0	0	0	0
Dec 2	NYJ	W	S	6	3	3	0.0	0.0	0	1	1	0	0	1	0	0	0	0
Dec 6	Jax	W	S	4	3	1	0.0	0.0	0	0	0	0	0	2	0	0	0	0
Dec 16	@ NYG	W	p	1	1	0	0.0	0.0	0	0	0	0	0	1	0	0	0	0
Dec 22	Was	W	S	3	3	0	0.0	0.0	1	1	1	56	1	1	0	0	0	0
Dec 30	Ind	L	S	6	5	1	0.0	0.0	0	0	0	0	0	2	0	0	0	0
Totals		9-7	16/11	56	49	7	1.0	9.0	1	3	3	90	1	13	1	0	0	0

## MALCOLM BUTLER'S NFL STATISTICS

### REGULAR SEASON

				TACKLES							INTERCEPTIONS					FUMBLES			
Year	Team	GP	GS	Tot	Solo	Asst	Sk	Yds	QBP	TFL	No	Yds	Lg	TD	PD	FF	FR	Yds	SpT
2014	New England	11	1	14	13	1	0.0	0.0	NA	NA	0	0	-	0	3	0	0	0	1
2015	New England	16	16	67	56	11	0.0	0.0	NA	NA	2	9	9	0	15	0	0	0	0
2016	New England	16	16	63	48	15	1.0	0.0	NA	NA	4	28	21	0	17	1	2	0	0
2017	New England	16	15	60	55	5	1.0	13.0	NA	NA	2	-1	1	0	12	3	0	0	0
2018	Tennessee	16	11	56	49	7	1.0	9.0	1	3	3	90	56t	1	13	1	0	0	0
NFL Totals		75	59	260	221	39	3.0	22.0	1	3	11	126	56t	1	60	5	2	0	1

### PLAYOFFS

				TACKLES							INTERCEPTIONS					FUMBLES			
Year	Team	GP	GS	Tot	Solo	Asst	Sk	Yds	QBP	TFL	No	Yds	Lg	TD	PD	FF	FR	Yds	SpT
2014	New England	3	0	4	4	0	0.0	0.0	NA	NA	1	3	3	0	3	0	0	0	0
2015	New England	2	2	12	10	2	0.0	0.0	NA	NA	0	0	-	0	3	0	0	0	0
2016	New England	3	3	11	9	2	0.0	0.0	NA	NA	0	0	-	0	1	0	0	0	0
2017	New England	3	2	10	8	2	0.0	0.0	NA	NA	0	0	-	0	1	0	0	0	0
Playoff Totals		11	7	37	31	6	0.0	0.0	NA	NA	1	3	3	0	8	0	0	0	0

### Single-Game Highs

Tackles - 9 (Twice, last vs. Seattle 11/13/16)

Interceptions - 2 vs. N.Y. Jets (12/24/16)

Interception Long - **56t vs. Washington (12/22/18)**

Sacks - **1 (Three times, last vs. Philadelphia 9/30/18)**

Passes Defensed - 4 vs. Cincinnati (10/16/16)

Forced Fumbles - **1 (Five times, last vs. Philadelphia 9/30/18)**

Fumble Recoveries - 1 (Twice, last vs. N.Y. Jets 12/24/16)

### Playoff Single-Game Highs

Tackles - 7 at Denver (1/24/15)

Interceptions - 1 vs. Seattle (2/1/15)

Interception Long - 3 vs. Seattle (2/1/15)

Passes Defensed - 3 vs. Seattle (2/1/15)

### Additional Statistics

Touchdown - 1 (**56-yard interception return vs. Washington, 12/22/18**)



# 31 KEVIN BYARD

SAFETY • 5'11" • 212 LBS • COLLEGE: MIDDLE TENNESSEE STATE  
ACQUIRED: 3RD ROUND - 2016 • NFL EXPERIENCE (NFL/TITANS): 3/3  
HOMETOWN: LITHONIA, GA.  
GAMES PLAYED/GAMES STARTED: 48/39 (PLAYOFFS: 2/2)



## Pro Bowl: 2017

**PRO:** The Titans selected Kevin Byard with the first pick of the third round in the 2016 NFL Draft, and he is now considered one of the top safeties in the NFL. Following his second season, during which he tied for the NFL lead in interceptions (eight) and led the NFL in total takeaways (10), he was named first-team Associated Press All-Pro and earned his first Pro Bowl berth. The 5-foot-11-inch, 212-pound defender has a reputation as a sideline-to-sideline, ball-hawking safety who plays with tremendous intelligence and effort. The Middle Tennessee State product made an immediate impact as a rookie in 2016 by finishing fifth on the team with 63 tackles and ranking second on the squad with 10 special teams tackles.

## CAREER HIGHLIGHTS:

- In 2017, Byard was named to the Pro Bowl and earned first-team Associated Press All-Pro honors after tying Detroit's Darius Slay for the NFL lead with eight interceptions. He added a pair of fumble recoveries to pace the league with 10 total takeaways.
- His eight interceptions in 2017 tied for seventh in franchise history and made up the highest total by any franchise player since Oilers cornerback Richard Johnson picked off eight passes in 1990.
- In 2016, Byard saw action in all 16 games with seven starts and compiled 63 tackles, a sack, five tackles for loss, three quarterback pressures, four passes defended and 10 special teams tackles. His seven starts were the most by a Titans rookie safety since Michael Griffin (10) in 2007.

## TITANS TIDBITS:

- Byard credits his mother, Artina Stanley, for much of his success. Following a divorce when Byard was in ninth grade, his mother moved with the children from Philadelphia to Atlanta. Although it was a financial struggle, Stanley worked long hours to make sure her children received what they needed. Byard claims he and his older brother "had to grow up really fast" as they helped their mother with taking care of the younger kids in the family.
- The Titans had an inside track in their scouting of Byard. Titans general manager Jon Robinson received glowing reports on Byard from his friend and MTSU recruiting coordinator Steve Ellis. When Robinson was a linebackers coach at Nicholls State, Ellis was one of his pupils, and the two remained close through the years. Additionally, Patrick Callaway, a newly-hired scouting assistant for the Titans, was Byard's high school teammate.
- Byard says his football role models are Ed Reed, Brian Dawkins and Troy Polamalu.
- Byard has aspirations to travel the world, and his bucket list includes setting foot on every continent.
- Byard has three brothers and three sisters and is the second oldest of the group.

## CAREER TRANSACTIONS:

- The Lithonia, Ga., native was selected by the Titans in the third round (64th overall) of the 2016 NFL Draft.

## SEASON RECAPS:

**2018 (16/16):** Started all 16 games for the second consecutive season and led the team with four interceptions. Ranked third on the team with 96 tackles and 10 passes defended. Collected two sacks, four quarterback pressures and six special teams tackles. Also posted a 66-yard touchdown pass on a fake punt. Led the team in tackles once in 2018 (vs. WAS). Tied for the team lead in passes defended six times in 2018 (at MIA, vs. PHI, at DAL, vs. NE, at NYG, vs. WAS). Tied for the team lead in quarterback pressures once in 2018 (vs. NYJ). Tied for the team lead in sacks once

in 2018 (at NYG). Tied for the team lead in special teams tackles once in 2018 (vs. NYJ). Set a career-high with 16 tackles against Washington (12/22/18).

- At Miami (9/9), started at safety and collected five tackles and a pass defended. Broke up a deep pass intended for Jakeem Grant in the fourth quarter.
- Against Houston (9/16), started at safety and tallied four tackles. Gave the Titans a 7-0 lead with a 66-yard touchdown pass to Dane Cruikshank on a fake punt early in the first quarter. It was the longest touchdown pass by a defensive player in the Super Bowl era. Byard became the first primarily defensive player in franchise history to record a touchdown pass. Posted a special teams stop on coverage units.
- At Jacksonville (9/23), started at safety and posted two tackles.
- Against Philadelphia (9/30), started at safety and tied a career-high with 10 tackles, and added a quarterback pressure and a pass defended.
- At Buffalo (10/7), started at safety and recorded seven tackles.
- Against Baltimore (10/14), started at safety and amassed five tackles, an interception and two quarterback pressures. Registered two special teams stops on coverage units. Teamed with Jayon Brown to stop Hayden Hurst for no gain on a jet sweep in the first quarter. Collected his first interception of the season on a Joe Flacco pass that was deflected by Logan Ryan late in the second quarter.
- At Los Angeles Chargers in London (10/21), started at safety and tallied four tackles.
- At Dallas (11/5), started at safety and posted five tackles with an interception. Stuffed Ezekiel Elliott for a one-yard loss on a rush off right end early in the first quarter. Halted a potential Cowboys' scoring drive by intercepting a pass intended for Amari Cooper in the back of the end zone in the first quarter.
- Against New England (11/11), started at safety and notched five tackles and two passes defended. Halted a Patriots' drive by knocking down a third-and-four pass intended for Jacob Hollister in the third quarter.
- At Indianapolis (11/18), started at safety and collected eight tackles.
- At Houston (11/26), started at safety and recorded four tackles. Collected a special teams tackle on coverage units.
- Against N.Y. Jets (12/2), started at safety and tallied five tackles and a quarterback pressure. Registered a special teams tackle on coverage units.
- Against Jacksonville (12/6), started at safety and amassed three tackles, including a sack and a quarterback pressure. Ended a Jaguars' drive by sacking Cody Kessler for an eight-yard loss on third-and-nine in the first quarter.
- At N.Y. Giants (12/16), started at safety and posted three tackles, including a sack, an interception and another pass defended in the Titans' first shutout win since 2000. Collected a special teams tackle on coverage units. Ended the first half by sacking Eli Manning for a 10-yard loss on third-and-10. Halted a potential Giants' scoring drive by intercepting an Eli Manning pass intended for Russell Shepard on third-and-20 in the third quarter. Sealed the shutout by breaking up a fourth-and-goal pass intended for Evan Engram late in the fourth quarter.
- Against Washington (12/22), started at safety and led the team with a career-best 16 tackles, an interception and another pass defended. Broke up a deep pass over the middle intended for Michael Floyd in the third quarter. Intercepted a Josh Johnson third-and-three pass intended for Josh Doctson late in the fourth quarter.
- Against Indianapolis (12/30), started at safety and registered 10 tackles.

**2017 (16/16, 2/2):** Selected first-team Associated Press All-Pro at safety and named to his first career Pro Bowl. Started all 16 games and tied for



the NFL lead with eight interceptions. Ranked second on the team with 18 passes defended and third on the squad with a career-high 87 tackles. Notched three quarterback pressures, four tackles for loss and two fumble recoveries. Started both postseason contests and led the team with 16 tackles. Named AFC Defensive Player of the Week after tallying eight tackles and two interceptions against Jacksonville (12/31/17). Named AFC Defensive Player of the Week after tying a single-game franchise record with three interceptions at Cleveland (10/22/17). His eight interceptions in 2017 were the most by any franchise player since Oilers cornerback Richard Johnson picked off eight passes in 1990. Collected his first career NFL interception at Houston (10/1/17). Tied a career-high with 10 tackles at Houston (10/1/17). Led or tied for the team lead in passes defended six times in 2017 (at JAX, at HOU, at CLE, vs. CIN, at PIT, vs. JAX).

- At Jacksonville (9/17), collected nine tackles and a pass defended. Combined with Derrick Morgan to stonewall Leonard Fournette for no gain on a rush off left end in the second quarter. Halted a Jaguars' drive by batting down a pass intended for Mercedes Lewis on third-and-14 in the third quarter.

- At Houston (10/1), tied a career-high with 10 tackles while posting a team-best two passes defended, including his first career interception. Broke up a pass intended for DeAndre Hopkins in the second quarter. Halted a potential Texans' scoring drive by intercepting a Deshaun Watson pass intended for DeAndre Hopkins just before halftime.

- At Miami (10/8), totaled four tackles, including two stops for loss and a fumble recovery. Stuffed Jarvis Landry for no gain on a short pass in the first quarter. Recovered a Jay Ajayi fumble that was forced by Adoree' Jackson and returned it six yards in the second quarter. Stuffed Ajayi for a one-yard loss on a rush off right guard in the final stanza.

- At Cleveland (10/22), named AFC Defensive Player of the Week after posting two tackles, including a stop for loss and a career-high three interceptions. Tied a single-game franchise record with three interceptions and the feat had only happened nine previous times in team annals. Stonewalled Duke Johnson for a three-yard loss on a short pass in the second quarter. Halted a potential Browns' scoring drive by intercepting a DeShone Kizer pass intended for Rashard Higgins late in the second quarter. Intercepted Kizer for a second time by jumping in front of a pass intended for Bryce Treggs early in the third quarter. Collected his third interception of the afternoon by picking off a Cody Kessler pass intended for David Njoku on third-and-13 in the fourth quarter.

- Against Baltimore (11/5), collected six tackles, two interceptions and another pass defended. With three interceptions at Cleveland and two interceptions against the Ravens, became the first player in franchise history to record five interceptions in a two-game span. Intercepted a Joe Flacco pass intended for Breshad Perriman after Logan Ryan deflected the ball in the first quarter. Hauled in his second interception of the afternoon by picking off a deep pass intended for Benjamin Watson early in the third quarter. Batted down a deep pass intended for Mike Wallace in the end zone late in the fourth quarter.

- At Indianapolis (11/26), registered four tackles and a fumble recovery. Set up the Titans' first touchdown by pouncing on a Marlon Mack fumble on the Colts' four-yard line in the third quarter.

- Against Jacksonville (12/31), named AFC Defensive Player of the Week after tallying eight tackles and two interceptions. Picked off a Blake Bortles pass intended for Allen Hurns on third-and-nine early in the fourth quarter. Sealed the victory by intercepting a Bortles pass intended for James O'Shaughnessy with 10 seconds left in the game.

- At Kansas City (1/6), started at safety and recorded six tackles in his first career postseason game. Stuffed Kareem Hunt for no gain on a short pass in the left flat in the second quarter.

- At New England (1/13), started at safety and finished second on the team with 10 tackles. Teamed with Avery Williamson to stop James White for no gain on a rush up the middle early in the second quarter.

**2016 (16/7):** Played in all 16 games with seven starts as a rookie and finished fifth on the team with 63 tackles. Ranked second on the squad with 10 special teams tackles. Collected a sack, five tackles for loss, three quarterback pressures and four passes defended. Led or tied for the team lead in tackles twice in 2016 (at SD, vs. GB). Tied for the team lead in passes defended twice in 2016 (vs. IND, at SD). Led or tied for the team lead in special teams tackles seven times in 2016 (vs. MIN, at DET, at MIA, vs. JAX, at SD, at CHI, vs. DEN). Appeared in his first career NFL game against Minnesota (9/11/16). Made his first NFL start at safety against Green Bay (11/13/16).

- Against Minnesota (9/11), made his NFL debut as a reserve safety and collected four tackles, including a stop for loss. Notched a special

teams tackle on coverage units. Burst through the line and stuffed Adrian Peterson for a five-yard loss on a rush off right tackle at the end of the third quarter.

- Against Jacksonville (10/27), played significant snaps as a reserve at safety and posted five tackles, including two stops for loss. Tied for the team lead with a special teams tackle. Pounced on Chris Ivory for no gain after the running back recovered his own fumble late in the first quarter. Stuffed Blake Bortles for a one-yard loss on a rush off left end in the final quarter.

- At San Diego (11/6), saw significant action as a reserve at safety and tied for the team lead with a career-best 10 tackles, including a stop for loss and a pass defended. Tied for the team lead with a special teams tackle on coverage units. Ended a Chargers' drive by breaking up a third-and-two pass intended for Antonio Gates late in the second quarter. Stuffed Melvin Gordon for a two-yard loss on a rush off left guard late in the second quarter.

- Against Green Bay (11/13), made his first career NFL start at safety and notched a team-leading nine tackles, including a sack. Ended a Packers' drive by registering his first career sack when he dropped Aaron Rodgers for an eight-yard loss on third-and-eight in the opening stanza.

- At Chicago (11/27), started at safety and registered seven tackles. Led the team with two special teams tackles on coverage units. Defended a deep pass intended for Cameron Meredith in the fourth quarter.

- Against Denver (12/11), started at safety and collected five tackles, two quarterback pressures and a pass defended. Tied for the team lead with a special teams stop.

- Against Houston (1/1), started at safety and registered five tackles, including a stop for loss and a pass defended. Broke up a pass intended for Alfred Blue in the first quarter. Stuffed Jonathan Grimes for no gain on a rush off left tackle on the final play of the first quarter. Stuffed Alfred Blue for no gain on a third-and-goal rush off right tackle in the fourth quarter.

#### COLLEGE:

- During a four-year career at Middle Tennessee State, he appeared in 49 games and notched 46 starts at safety. He set school records with 19 career interceptions, 377 interception return yards and four interception returns for touchdowns. He finished sixth in MTSU history with 312 career tackles. In 49 career games, he had a hand in 25 turnovers (19 interceptions, five forced fumbles and one fumble recovery). Had 17 additional career passes defended and five tackles for loss. He was twice named first-team All-Conference USA.

- As a senior (2015), appeared in 12 games with nine starts as a permanent team captain. Ranked fourth on the team with 66 tackles and led the squad with four interceptions and six additional pass breakups. Ranked second among safeties with 718 snaps played. Named first-team All-Conference USA for the second consecutive season. Against North Texas on Nov. 21, 2015, he set the Middle Tennessee State record with his 18th career interception. He picked off another pass the following week to finish his career with 19 interceptions.

- As a junior (2014), played and started all 12 games and led the team with six interceptions. Ranked fourth on the team with 66 tackles, including three tackles for loss, and added four pass breakups, two forced fumbles and a blocked kick. Ranked seventh nationally and first in Conference USA in interceptions. Played a team-high 980 snaps. Named first-team All-Conference USA.

- As a sophomore (2013), played and started all 13 games. Registered a career-best 106 tackles to finish second on the team. Led the team with five interceptions. Also finished with an additional five pass breakups, a forced fumble and a fumble recovery. Equaled his own school mark with two interceptions returned for touchdowns. Led the team with 996 snaps played. Voted honorable mention All-Conference USA.

- As a redshirt freshman (2012), started all 12 games and led the team with four interceptions. Tied for third on the team with 74 tackles and added two pass breakups, two forced fumbles and a hurry. Equaled the school record with two interception returns for touchdowns and set the single-season record for interception return yards with 167. Led the entire team with 925 total snaps played and had 80 or more snaps four times. Named FWAA Freshman All-American, second-team All-SBC. Against Troy (11/24), forced three turnovers in win with two interceptions and a forced fumble to go with a pass breakup and six tackles. Second pick went for 77 yards and game-winning score late in fourth quarter. Named the SBC Defensive Player of the Week and the College Performance Awards National Defensive Back of the Week.

- As a freshman (2011), redshirted.
- Graduated in May 2015 with a degree in liberal studies.

#### PERSONAL:

- He splits time between Nashville and Lithonia, Ga., with his wife, Clarke.
- Attended M.L. King (Lithonia, Ga.), where as a senior he totaled 94 tackles, two interceptions, two blocked punts, and two fumble recoveries on defense. On offense, he recorded 35 receptions for 723 yards and six touchdowns, as well as 245 rushing yards and two rushing touchdowns. Also returned 12 kickoffs for 350 yards and a touchdown.
- Voted Class AAAAA first-team all-state by the Atlanta Journal Constitution and the Associated Press. Earned all-region honors on offense and defense, while also garnering all-area and all-county accolades.
- Also lettered in track as a high school athlete.
- List of favorites: (TV show) "Martin"; (movie) "Wolf of Wall Street" and "Paid in Full"; (musician or band) Future; (food) Philadelphia cheesesteaks and hot wings; (childhood sports teams) Philadelphia 76ers; (athlete as a child) Allen Iverson; and (guilty pleasure) late-night snacks.
- Follow Byard on Twitter at @KB31\_Era and on Instagram at @kb31\_savage.
- Born Kevin Leon Byard Jr. on Aug. 17, 1993 in Philadelphia, Pa.

### KEVIN BYARD'S GAME-BY-GAME

#### 2016 Tennessee Titans

Date	Opp	W/L	P/S	Tot Solo Asst	Sk - Yds	QBP	TFL	Int - Yds	TD	PD	FF	FR - Yds	SpT
Sept 11	Min	L	p	4 3 1	0.0 0.0	0	1	0 0	0	0	0	0	1
Sept 18	@ Det	W	p	2 2 0	0.0 0.0	0	0	0 0	0	0	0	0	2
Sept 25	Oak	L	p	3 3 0	0.0 0.0	0	0	0 0	0	0	0	0	1
Oct 2	@ Hou	L	p	1 1 0	0.0 0.0	0	0	0 0	0	0	0	0	0
Oct 9	@ Mia	W	p	2 2 0	0.0 0.0	0	0	0 0	0	0	0	0	1
Oct 16	Cle	W	p	2 2 0	0.0 0.0	0	0	0 0	0	0	0	0	0
Oct 23	Ind	L	p	0 0 0	0.0 0.0	0	0	0 0	0	1	0	0	0
Oct 27	Jax	W	p	5 3 2	0.0 0.0	0	2	0 0	0	0	0	0	1
Nov 6	@ SD	L	p	10 5 5	0.0 0.0	0	1	0 0	0	1	0	0	1
Nov 13	GB	W	S	9 7 2	1.0 8.0	0	0	0 0	0	0	0	0	0
Nov 20	@ Ind	L	S	2 1 1	0.0 0.0	0	0	0 0	0	0	0	0	0
Nov 27	@ Chi	W	S	7 4 3	0.0 0.0	0	0	0 0	0	0	0	0	2
Dec 11	Den	W	S	5 3 2	0.0 0.0	2	0	0 0	0	1	0	0	1
Dec 18	@ KC	W	S	4 2 2	0.0 0.0	1	0	0 0	0	0	0	0	0
Dec 24	@ Jax	L	S	2 2 0	0.0 0.0	0	0	0 0	0	0	0	0	0
Jan 1	Hou	W	S	5 2 3	0.0 0.0	0	1	0 0	0	1	0	0	0
<b>Totals</b>				<b>9-7 16/7</b>	<b>63 42 21 1.0 8.0</b>	<b>3</b>	<b>5</b>	<b>0 0</b>	<b>0 0</b>	<b>4 0</b>	<b>0 0</b>	<b>0 0</b>	<b>10</b>

#### 2017 Tennessee Titans

Date	Opp	W/L	P/S	Tot Solo Asst	Sk - Yds	QBP	TFL	Int - Yds	TD	PD	FF	FR - Yds	SpT
Sept 10	Oak	L	S	9 7 2	0.0 0.0	1	0	0 0	0	0	0	0	0
Sept 17	@ Jax	W	S	9 8 1	0.0 0.0	0	0	0 0	0	1	0	0	0
Sept 24	Sea	W	S	1 0 1	0.0 0.0	1	0	0 0	0	1	0	0	0
Oct 1	@ Hou	L	S	10 5 5	0.0 0.0	0	0	1 7	0	2	0	0	0
Oct 8	@ Mia	L	S	4 3 1	0.0 0.0	0	2	0 0	0	0	0	1	6
Oct 16	Ind	W	S	3 3 0	0.0 0.0	0	0	0 0	0	0	0	0	0
Oct 22	@ Cle	W	S	2 2 0	0.0 0.0	0	1	3 60	0	3	0	0	0
Nov 5	Bal	W	S	6 4 2	0.0 0.0	0	0	2 33	0	3	0	0	0
Nov 12	Cin	W	S	5 3 2	0.0 0.0	0	1	0 0	0	2	0	0	0
Nov 16	@ Pit	L	S	1 1 0	0.0 0.0	0	0	0 0	0	3	0	0	0

Nov 26	@ Ind	W	S	4	3	1	0.0	0.0	0	0	0	0	0	0	1	0	0				
Dec 3	Hou	W	S	8	6	2	0.0	0.0	0	0	0	0	0	1	0	0	0				
Dec 10	@ Ari	L	S	6	4	2	0.0	0.0	0	0	0	0	0	0	0	0	0				
Dec 17	@ SF	L	S	5	4	1	0.0	0.0	0	0	0	0	0	0	0	0	0				
Dec 24	LAR	L	S	6	4	2	0.0	0.0	1	0	0	0	0	0	0	0	0				
Dec 31	Jax	W	S	8	7	1	0.0	0.0	0	0	2	30	0	2	0	0	0				
Totals				9-7	16/16	87	64	23	0.0	0.0	3	4	8	130	0	18	0	2	6	0	0

#### Playoffs

Jan 6	@ KC	W	S	6	5	1	0.0	0.0	0	0	0	0	0	0	0	0	0
Jan 13	@ NE	L	S	10	9	1	0.0	0.0	0	0	0	0	0	0	0	0	0
Totals		1-1	2/2	16	14	2	0.0	0.0	0	0	0	0	0	0	0	0	0

#### 2018 Tennessee Titans

Date	Opp	W/L	P/S	Tot Solo Asst	Sk - Yds	QBP	TFL	Int - Yds	TD	PD	FF	FR - Yds	SpT
Sept 9	@ Mia	L	S	5 4 1	0.0 0.0	0	0	0 0	0	0	1	0	0
Sept 16	Hou	W	S	4 3 1	0.0 0.0	0	0	0 0	0	0	0	0	1
Sept 23	@ Jax	W	S	2 1 1	0.0 0.0	0	0	0 0	0	0	0	0	0
Sept 30	Phi	W	S	10 7 3	0.0 0.0	1	0	0 0	0	1	0	0	0
Oct 7	@ Buf	L	S	7 6 1	0.0 0.0	0	0	0 0	0	0	0	0	0
Oct 14	Bal	L	S	5 2 3	0.0 0.0	1	0	1 0	0	1	0	0	2
Oct 21	@ LAC	L	S	4 2 2	0.0 0.0	0	0	0 0	0	0	0	0	0
Nov 5	@ Dal	W	S	5 4 1	0.0 0.0	0	0	1 0	0	1	0	0	0
Nov 11	NE	W	S	5 4 1	0.0 0.0	0	0	0 0	0	2	0	0	0
Nov 18	@ Ind	L	S	8 7 1	0.0 0.0	0	0	0 0	0	0	0	0	0
Nov 26	@ Hou	L	S	4 2 2	0.0 0.0	0	0	0 0	0	0	0	0	1
Dec 2	NYJ	W	S	5 2 3	0.0 0.0	1	0	0 0	0	0	0	0	1
Dec 6	Jax	W	S	3 2 1	1.0 8.0	1	0	0 0	0	0	0	0	0
Dec 16	@ NYG	W	S	3 2 1	1.0 10.0	0	0	1 0	0	2	0	0	1
Dec 22	Was	W	S	16 10 6	0.0 0.0	0	0	1 1	0	2	0	0	0
Dec 30	Ind	L	S	10 6 4	0.0 0.0	0	0	0 0	0	0	0	0	0
<b>Totals</b>				<b>9-7 16/16</b>	<b>96 64 32 2.0 18.0</b>	<b>4</b>	<b>0</b>	<b>4 1</b>	<b>0 10</b>	<b>0 0</b>	<b>0 0</b>	<b>0 0</b>	<b>6</b>

## KEVIN BYARD'S NFL STATISTICS

### REGULAR SEASON

				TACKLES							INTERCEPTIONS					FUMBLES			
Year	Team	GP	GS	Tot	Solo	Asst	Sk	Yds	QBP	TFL	No	Yds	Lg	TD	PD	FF	FR	Yds	SpT
2016	Tennessee	16	7	63	42	21	1.0	8.0	3	5	0	0	0	0	4	0	0	0	10
2017	Tennessee	16	16	87	64	23	0.0	0.0	3	4	8	130	33	0	18	0	2	6	0
2018	Tennessee	16	16	96	64	32	2.0	18.0	4	0	4	1	1	0	10	0	0	0	6
NFL Totals		48	39	246	170	76	3.0	26.0	10	9	12	131	33	0	32	0	2	6	16

### PLAYOFFS

				TACKLES							INTERCEPTIONS					FUMBLES			
Year	Team	GP	GS	Tot	Solo	Asst	Sk	Yds	QBP	TFL	No	Yds	Lg	TD	PD	FF	FR	Yds	SpT
2017	Tennessee	2	2	16	14	2	0.0	0.0	0	0	0	0	0	0	0	0	0	0	0
NFL Totals		2	2	16	14	2	0.0	0.0	0	0	0	0	0	0	0	0	0	0	0

### Single-Game Highs

Tackles - **16 vs. Washington (12/22/18)**

Interceptions - 3 at Cleveland (10/22/17)

Sacks - **1 (Three times, last at N.Y. Giants 12/16/18)**

Tackles for Loss - 2 (Twice, last at Miami 10/8/17)

Quarterback Pressures - 2 vs. Denver (12/11/16)

Fumble Recovery - 1 (Twice, last at Indianapolis 11/26/17)

Passes Defensed - 3 (Three times, last at Pittsburgh 11/16/17)

Special Teams Tackles - **2 (Three times, last vs. Baltimore 10/14/18)**


### Playoff Single-Game Highs

Tackles - 10 at New England (1/13/18)

### Additional Statistics

Pass Attempts - **1 for 66 yards and a touchdown vs. Houston (9/16/18)**





# 99 JURRELL CASEY

DEFENSIVE TACKLE • 6'1" • 305 LBS • COLLEGE: SOUTHERN CAL  
ACQUIRED: 3RD ROUND - 2011 • NFL EXPERIENCE (NFL/TITANS): 8/8  
HOMETOWN: LONG BEACH, CALIF.  
GAMES PLAYED/GAMES STARTED: 125/123 (PLAYOFFS: 2/2)



Captain: 2014, 2015, 2016, 2017, 2018



Pro Bowl: 2015, 2016, 2017, 2018



Community Man of the Year: 2016, 2018

**PRO:** The Titans used their third-round pick in the 2011 NFL Draft on University of Southern California defensive tackle Jurrell Casey. In his first eight pro seasons, Casey became regarded as one of the top interior defensive linemen in the NFL, a force against both the run and pass. During that timespan, he played in all but three games and tied with Ndamukong Suh for fourth place among all defensive tackles with 46 total sacks, trailing only Geno Atkins, Aaron Donald and Gerald McCoy. Casey finished the 2018 campaign in eighth place in franchise history with 46 career sacks. He was named to the Pro Bowl following the 2015, 2016, 2017 and 2018 campaigns, becoming the first player to earn four selections in the Titans era.

## CAREER HIGHLIGHTS:

- In 2017, Casey was voted to his third consecutive Pro Bowl after setting a career high with 35 quarterback pressures.
- With six sacks in 2017, Casey became the first player for the team since Ray Childress (1986–1994) to register five or more consecutive seasons with at least five sacks. His six sacks ranked second on the squad, as he reached the mark for the third time in his career.
- In 2016, Casey was voted to his second consecutive Pro Bowl after setting a then-career high with 29 quarterback pressures and adding five sacks.
- In 2015, he was named to the Pro Bowl after tying for the team lead with seven sacks.
- In 2013, Casey was named Associated Press second-team All-Pro after putting together one of the best seasons by a defensive tackle in franchise history. His 10.5 sacks set a career high and made up the second-highest total by a franchise defensive tackle since sacks became an official statistic in 1982, finishing behind only Ray Childress' 13 sacks in 1992. Only Jason Hatcher of the Dallas Cowboys (11) finished with more sacks than Casey among defensive tackles in 2013. Casey's season totals also included a career-high 90 tackles and a career- and team-high 10 quarterback pressures.
- In 2012, he notched 80 tackles to lead the defensive line and added three sacks.
- As a rookie in 2011, Casey recorded 74 tackles, which led the team's defensive linemen, and tied for second on the defense with five tackles for loss.
- Casey totaled nine sacks and 22 tackles for loss during his three seasons at Southern California. In 2010, Casey's junior year, he was named first-team All-Pac-10.

## TITANS TIDBITS:

- A fixture in the community, Casey was twice voted Tennessee Titans Walter Payton Man of the Year (2016, 2018), which recognizes players for excellence on and off the field. Casey is a regular at Titans community events and also serves as the spokesperson for United Way of Metropolitan Nashville. Casey and his wife, Ryann, established The Casey Fund, a non-profit dedicated to raising money for established re-entry programs, inner-city youth programs, mentoring and halfway houses. Ryann is a lawyer working in the Nashville Public Defender's Office. More information about The Casey Fund is available through their social media accounts: @caseyfund99 on Facebook and @TheCaseyFund on Twitter and Instagram.
- The Caseys have hosted a Thanksgiving food giveaway for 200 underprivileged families in the Nashville area.
- Casey also hosts a free youth football skills camp for linemen in his hometown of Long Beach, Calif.
- In 2017, he and his wife served as the celebrity co-chairs for Rally on the

Runway, a nonprofit that empowers volunteers across the country to raise awareness and funds for childhood cancer research.

- Casey has a strong partnership with Project Return Tennessee.
- He was selected to represent the Titans in London in July 2018 to publicize the team's visit in October and to help coach in the youth flag football Summer Bowl.
- When he was younger, family members, friends and teammates called him "Tut-Tut," a nickname he earned from his aunt as a small child because she said he walked like a turtle.
- Casey has nine brothers and sisters.
- When he was in high school, his older brother, Jurray, was convicted of first-degree murder. Despite the turmoil it caused, Jurrell credits his brother for helping him re-focus on becoming a better football player and student.
- Casey calls his mother, Collette Burns, a cafeteria worker in the Long Beach Unified School District, "the inspiration in my life" for how hard she worked to provide for Jurrell and his siblings.
- Casey and teammate Wesley Woodyard coach a women's flag football team that is comprised of wives and significant others of Titans players.

## CAREER TRANSACTIONS:

- The Long Beach, Calif., native was selected by the Titans in the third round (77th overall) of the 2011 NFL Draft.

## SEASON RECAPS:

- **2018 (15/15):** Named to his fourth consecutive Pro Bowl. Started 15 games at defensive tackle and led the team with seven sacks and a career-best 50 quarterback pressures. Tied for the team lead with seven tackles for loss. Led all defensive linemen with 72 tackles and also posted two forced fumbles and a fumble recovery. Placed on injured reserve on Dec. 24, 2018 and missed the regular season finale. Has nine career games with at least two sacks, including one in 2018 (vs. HOU). Led or tied for the team lead in sacks five times in 2018 (vs. HOU, at JAX, at HOU, vs. NYJ, vs. JAX). Led or tied for the team lead in quarterback pressures 12 times in 2018 (at MIA, vs. HOU, vs. PHI, at BUF, vs. BAL, at LAC, at DAL, at IND, at HOU, vs. NYJ, vs. JAX, vs. WAS). Ranks eighth in franchise history with 46 career sacks. Became the 10th player in franchise history to reach 40 career sacks against Houston (9/16/18).
- At Miami (9/9), started at defensive tackle and collected six tackles, including a team-best two tackles for loss and two quarterback pressures. Teamed with Wesley Woodyard to stuff Kenyan Drake for a one-yard loss on a rush up the middle in the third quarter. Combined with Kamalei Correa to stonewall Frank Gore for a three-yard loss on a third-and-two rush off right tackle in the third quarter. Combined with Woodyard to sniff out a Drake run for a three-yard loss and another rush for no gain in the fourth quarter.
- Against Houston (9/16), started at defensive tackle and tallied six tackles, including two sacks and a team-best four quarterback pressures. Ended a Texans' drive by dropping Deshaun Watson for a two-yard loss on third-and-12 early in the first quarter and in the process became the 10th player in franchise history to reach 40 career sacks. Forced the Texans to settle for a field goal by strip-sacking Watson for a seven-yard loss on third-and-nine in the third stanza.
- At Jacksonville (9/23), started at defensive tackle and posted six tackles, a strip-sack and two quarterback pressures. Sacked Blake Bortles for a four-yard loss and forced a fumble that was recovered by the Jaguars.
- Against Philadelphia (9/30), started at defensive tackle and notched four tackles, a stop for loss and a team-best five quarterback pressures. Combined with Jayon Brown to stonewall Jay Ajayi for no gain on a rush off right end early in the second quarter. Stonewalled Ajayi for a two-yard

loss on a rush up the middle in overtime.

- At Buffalo (10/7), started at defensive tackle and recorded five tackles, including two stops for loss and two quarterback pressures. Combined with DaQuan Jones to stop Chris Ivory for a two-yard loss on a rush up the middle in the third quarter. Flattened LeSean McCoy for a four-yard loss on a rush up the middle in the final quarter.
- Against Baltimore (10/14), started at defensive tackle and amassed seven tackles and a team-high four quarterback pressures.
- At Los Angeles Chargers in London (10/21), started at defensive tackle and tallied four tackles, including a half sack and a team-best three quarterback pressures. Combined with Kamalei Correa to sack Philip Rivers for an eight-yard loss in the third quarter.
- At Dallas (11/5), started at defensive tackle and posted two tackles and a team-best and career-high eight quarterback pressures.
- Against New England (11/11), started at defensive tackle and notched four tackles, including a stop for loss and three quarterback pressures. Teamed with Austin Johnson to stuff Tom Brady for no gain on a quarterback sneak in the second stanza. Stopped Cordarrelle Patterson for a one-yard loss on a rush up the middle in the fourth quarter.
- At Indianapolis (11/18), started at defensive tackle and collected three tackles, including a stop for loss and a quarterback pressure. Stuffed Nyheim Hines for a one-yard loss on a rush up the middle in the third quarter. Combined with Wesley Woodyard to stonewall Marlon Mack for no gain on a rush up the middle in the third stanza.
- At Houston (11/26), started at defensive tackle and recorded six tackles, including a sack and four quarterback pressures. Ended a Texans' drive by sacking Deshaun Watson for a 10-yard loss late in the fourth quarter.
- Against N.Y. Jets (12/2), started at defensive tackle and tallied four tackles, including a sack and a quarterback pressure. Dropped Josh McCown for a three-yard sack in the third quarter. Dropped Isaiah Crowell for no gain on a rush up the middle late in the fourth quarter. Reached 5.5 sacks in 2018, hitting the five-sack mark for the sixth consecutive season.
- Against Jacksonville (12/6), started at defensive tackle and amassed eight tackles, including a team-best 1.5 sacks and four quarterback pressures. His 1.5 sacks gave him 46 sacks in his NFL career moving past Ted Washington (45 sacks) for eighth place on the franchise's all-time sack leaderboard. Teamed with Kenny Vaccaro to stuff Leonard Fournette for no gain on a rush off right guard in the first stanza. Combined with Harold Landry III to stonewall Fournette for a four-yard loss on a screen pass late in the first quarter. Stopped Cody Kessler for no gain on a quarterback sneak in the second stanza. Ended a Jaguars' drive by sacking Kessler for a 12-yard loss on third-and-six in the second quarter. Combined with Sharif Finch to sack Kessler for an 11-yard loss in the third quarter.
- At N.Y. Giants (12/16), started at defensive tackle and posted three tackles, five quarterback pressures and a fumble recovery in the Titans' first shutout win since 2000. Set up the Titans' second touchdown by recovering a fumble after Kamalei Correa's strip-sack of Eli Manning at the New York 15-yard line in the third quarter.
- Against Washington (12/22), started at defensive tackle and totaled four tackles and two quarterback pressures before leaving the game late in the fourth quarter with an injury.

**2017 (16/16, 2/2):** Selected to his third consecutive Pro Bowl. Started all 16 games at defensive tackle and ranked third on the team with six sacks and 35 quarterback pressures. Posted 72 tackles, seven stops for loss, a pass defended and a forced fumble. Started his first two career postseason games and finished second on the squad with 14 tackles, a team-best nine quarterback pressures and a pass defended. Led the team in tackles twice in 2017 (vs. LAR, at KC). Led or tied for the team lead in sacks five times in 2017 (at HOU, at MIA, vs. BAL, at ARZ, vs. JAX). Led or tied for the team lead in quarterback pressures twice in 2017 (at KC, at NE). Played in his 100th career game against Indianapolis (10/16/17). Started his 100th career game against Baltimore (11/5/17).

- Against Seattle (9/24), notched five tackles and three quarterback pressures. Pounced on Russell Wilson for no gain after an aborted snap in the fourth quarter.
- At Houston (10/1), tallied seven tackles, a sack and two quarterback pressures. Forced a Texans' field goal by sacking Deshaun Watson for a three-yard sack on third-and-15 in the second quarter.
- At Miami (10/8), totaled five tackles, a sack and two quarterback pressures. Stonewalled Jay Ajayi for a two-yard loss on a rush off right end in the third quarter. Ended a Dolphins' drive by dropping Jay Cutler for a 14-yard sack in the fourth quarter.
- Against Indianapolis (10/16), started at defensive tackle in his 100th career game and recorded four tackles.

- Against Baltimore (11/5), made his 100th career start at defensive tackle and collected five tackles, including a sack, a stop for loss and two quarterback pressures. Stuffed Alex Collins for a one-yard loss on a rush off left end in the first quarter. Dropped Joe Flacco for a five-yard sack on the final play of the first quarter. Stonewalled Javorius Allen for no gain on a third-and-two rush up the middle in the second quarter. Tackled Collins for no gain on a rush off right tackle in the third stanza.
- Against Houston (12/3), produced six tackles and five quarterback pressures. Teamed with Derrick Morgan to stop Alfred Blue for no gain on a rush off right guard in the second quarter. Combined with Wesley Woodyard to stuff Andre Ellington for a one-yard loss on a rush off left tackle in the second stanza.
- At Arizona (12/10), tallied five tackles, including two sacks and two quarterback pressures. Dropped Blaine Gabbert for a seven-yard sack in the second quarter. Sacked Gabbert for an eight-yard loss late in the fourth quarter.
- At San Francisco (12/17), posted six tackles, including a career-high tying three stops for loss and a pass defended. Forced the 49ers to settle for a field goal by batting down a pass intended for Kyle Juszczyk at the line of scrimmage in the first quarter. Combined with Kevin Dodd to stuff Carlos Hyde for a three-yard loss on a rush up the middle in the second quarter. Stonewalled Hyde for a one-yard loss on a rush off left guard late in the second stanza.
- Against Los Angeles Rams (12/24), led the team with seven tackles, including a stop for loss, and added three quarterback pressures and a forced fumble. Sliced through the line and forced a Jared Goff fumble that was recovered by Wesley Woodyard and returned four yards for a touchdown with 5:20 left to play in the second quarter.
- Against Jacksonville (12/31), tallied five tackles, a sack and four quarterback pressures. Ended a Jaguars' drive by dropping Blake Bortles for a two-yard sack on third-and-10 in the third quarter. It marked his 39th career sack, putting him past Kyle Vanden Bosch (38.5) for 10th on the franchise's all-time career sack list.
- At Kansas City (1/6), tied for the team lead with eight tackles and added a team-best four quarterback pressures and a pass defended in his first career postseason game. Ended a Chiefs' drive by stuffing Alex Smith for a one-yard loss on a third-and-one rush in the third quarter. Batted down a pass intended for Tyreek Hill during the Chiefs' final drive in the fourth quarter.
- At New England (1/13), registered six tackles and a team-high five quarterback pressures.

**2016 (15/15):** Named to the Pro Bowl. Started 15 games at defensive tackle and ranked third on the team with five sacks and a career-best 29 quarterback pressures. Collected 51 tackles, five passes defended and three stops for loss. Was inactive for one contest. Led or tied for the team lead in sacks three times (at MIA, vs. CLE, vs. HOU). Led the team in quarterback pressures twice (vs. MIN, vs. JAX). Tied for the team lead in passes defended once (at JAX). Posted a career-high six quarterback pressures against Jacksonville (10/27/16).

- Against Minnesota (9/11), collected six tackles, including two stops for loss and tied a career-high with four quarterback pressures. Stonewalled Adrian Peterson for a two-yard loss on a rush off right guard in the second quarter.
- At Houston (10/2), recorded three tackles, two quarterback pressures and a pass defended. Knocked down a pass intended for DeAndre Hopkins in the fourth quarter.
- At Miami (10/9), registered three tackles, including two sacks. Dropped Ryan Tannehill for a nine-yard sack late in the first half. Halted a Dolphins' drive by sacking Tannehill for a five-yard loss on third-and-10 in the final stanza.
- Against Cleveland (10/16), notched three tackles, including a sack, three quarterback pressures and a pass defended. Halted a Browns' drive by sacking Cody Kessler for a 10-yard loss on third-and-five early in the second quarter. Batted down a pass intended for Ricardo Louis at the line of scrimmage in the third quarter.
- Against Jacksonville (10/27), posted two tackles with a team-best and career-high six quarterback pressures.
- At San Diego (11/6), tallied a season-high eight tackles and a quarterback pressure.
- Against Green Bay (11/13), notched two tackles. Stuffed Aaron Rodgers for no gain on a third-and-one quarterback sneak in the third quarter.
- Against Denver (12/11), was inactive for only the second time in his career.
- Against Houston (1/1), registered four tackles, two sacks, three quarterback

pressures and a pass defended. Batted down a pass intended for DeAndre Hopkins in the second quarter. Dropped Brock Osweiler for an eight-yard sack in the second quarter. Collected his second sack of the afternoon by bringing down Osweiler for a six-yard loss on the final drive of the game.

**2015 (16/16):** Named to the Pro Bowl after starting all 16 games at defensive tackle and tying for the team lead with seven sacks. Ranked second on the team with 11 tackles for loss and a career-high 28 quarterback pressures. Registered a career-best five passes defended. Tied for the team lead in tackles once in 2015 (at NYJ). Led or tied for the team lead in sacks five times in 2015 (vs. IND, vs. BUF, at JAX, vs. JAX, at NE). Led or tied for the team lead in quarterback pressures seven times in 2015 (vs. IND, vs. MIA, vs. ATL, vs. HOU, vs. JAX, at NYJ, vs. HOU). Led or tied for the team lead in tackles for loss four times in 2015 (at TB, vs. IND, at NYJ, vs. HOU). Led or tied for the team lead in passes defended twice in 2015 (vs. ATL, at NO).

- At Tampa Bay (9/13), collected six tackles, including a sack, three tackles for loss and two quarterback pressures. Burst through the line and stopped Doug Martin for a two-yard loss on a rush off right guard in the first quarter. Dropped Jameis Winston for an eight-yard sack in the third quarter.
- Against Indianapolis (9/27), totaled three tackles, including a sack, a team-best four quarterback pressures and a tackle for loss. Dropped Frank Gore for a one-yard loss on a rush up the middle in the first quarter. Sacked Andrew Luck for a five-yard sack in the fourth quarter.
- Against Buffalo (10/11), posted eight tackles, including 1.5 sacks, a tackle for loss and a quarterback pressure. Ended a Bills' drive by sacking Tyrod Taylor for a three-yard sack on third-and-five in the second quarter. Halted a Bills' drive by teaming with Derrick Morgan to drop Tyrod Taylor for a five-yard sack on third-and-10 in the second quarter. Stuffed Boom Herron for no gain on a rush up the middle in the second quarter.
- At Houston (11/1), registered six tackles, including a half sack and three quarterback pressures. Combined with Zach Brown to sack Brian Hoyer for a six-yard loss in the fourth quarter.
- At Jacksonville (11/19), collected five tackles, a sack, two quarterback pressures and a stop for loss. Dropped Blake Bortles for a four-yard sack early in the fourth quarter.
- Against Jacksonville (12/6), posted four tackles, a sack and two quarterback pressures. Halted a Jaguars' drive by sacking Blake Bortles for a nine-yard loss on third-and-six in the second quarter.
- At N.Y. Jets (12/13), tied for the team lead with eight tackles, two quarterback pressures and a stop for loss. Stuffed Stevan Ridley for a one-yard loss on a rush off left tackle in the second quarter.
- At New England (12/20), tallied four tackles, including a sack and a stop for loss. Ended a Patriots' drive by dropping Tom Brady for a seven-yard sack on third-and-15 late in the first quarter. Stonewalled Joey Iosefa for a one-yard loss on a rush off right guard in the second quarter.

**2014 (16/16):** Started all 16 games at defensive tackle and tied for the team lead with a career-high 27 quarterback pressures and a career-best 13 tackles for loss. Led all Titans defensive linemen and ranked fourth on the team with 86 tackles. Finished second on the team with five sacks. Tied for the team lead in tackles once in 2014 (vs. PIT). Led or tied for the team lead in sacks three times in 2014 (vs. DAL, vs. JAX, at PHI). Led or tied for the team lead in quarterback pressures seven times in 2014 (at KC, at CIN, at IND, vs. HOU, vs. NYG, at JAX, vs. IND). Tied for the team lead in passes defended once in 2014 (vs. NYJ). Named AFC Defensive Player of the Week after totaling eight tackles, two sacks, two stops for loss and a quarterback pressure against Jacksonville (10/12/14). Was voted a team captain for the 2014 season by his teammates.

- At Kansas City (9/7), started at defensive tackle and collected four tackles, including a stop for loss and tied for the team lead with a career-high four quarterback pressures. Stonewalled Jamaal Charles for no gain on a rush off left end in the third quarter.
- Against Dallas (9/14), started at defensive tackle and notched three tackles, including two sacks. Halted a Cowboys' drive by sacking Tony Romo for a 12-yard loss on third-and-15 in the first quarter. Dropped Romo for an eight-yard sack later in the opening stanza.
- Against Jacksonville (10/12), started at defensive tackle and was named AFC Defensive Player of the Week after totaling eight tackles, two sacks, two stops for loss and a quarterback pressure. Ended a Jaguars' drive by sacking Blake Bortles for a four-yard loss on third-and-seven in the second quarter. Dropped Bortles for a nine-yard sack late in the second quarter. Stuffed Denard Robinson for a three-yard loss on a short pass early in the fourth quarter.
- Against Houston (10/26), started at defensive tackle and posted seven

tackles and a team-high four quarterback pressures.

- Against Pittsburgh (11/17), started at defensive tackle and tied for the team lead with nine tackles, including a stop for loss and a quarterback pressure. Stuffed Le'Veon Bell for no gain on a rush off right tackle in the first stanza. Tackled Bell for a one-yard loss on a carry off right guard in the first quarter. Stonewalled Bell for no gain on a rush off right guard in the opening quarter.
- At Philadelphia (11/23), started at defensive tackle and amassed six tackles, including a sack, two stops for loss and a quarterback pressure. Dropped Mark Sanchez for a seven-yard sack in the first quarter. Stonewalled LeSean McCoy for a two-yard loss on a rush off right end in the first quarter.
- At Houston (11/30), started at defensive tackle and notched seven tackles, including a team-best three stops for loss. Teamed with Coty Sensabaugh to stop Alfred Blue for no gain on a rush up the middle in the first quarter. Stuffed Arian Foster for a one-yard loss on a rush off left tackle in the third quarter. Halted a Texans' drive by stopping Foster for no gain on a third-and-five rush in the third quarter. Stonewalled Blue for a one-yard loss on a rush off left guard in the final stanza.
- Against N.Y. Giants (12/7), started at defensive tackle and totaled four tackles, including a team-high four quarterback pressures and a stop for loss. Teamed with Avery Williamson to stonewall Andre Williams for a three-yard loss on a rush off left tackle in the second quarter.
- Against N.Y. Jets (12/14), started at defensive tackle and collected five tackles, including a team-high two stops for loss, two quarterback pressures and a pass defended. Stuffed Chris Johnson for a three-yard loss on a rush off left end on the Titans' first defensive snap. Pressured Geno Smith in the end zone in the second quarter, forcing an intentional grounding which resulted in a safety and a 5-0 Titans lead. Batted down a pass intended for Eric Decker in the third quarter. Stuffed John Conner for no gain on a rush up the middle in the fourth quarter.

**2013 (15/14):** Played in 15 games with 14 starts at defensive tackle. Named second-team *Associated Press* All-Pro and selected to the *PFWA* All-AFC team. Led the team and finished tied for second among all NFL defensive tackles with a career-best 10.5 sacks. Became only the seventh NFL 4-3 defensive tackle or 3-4 nose tackle in the past 10 seasons (2004-present) to tally 10 sacks in a season. Led the squad with 10 quarterback pressures. Posted a career-high 90 tackles, three stops for loss, three passes defended, a forced fumble and a fumble recovery. Was inactive for the regular season finale, the first game he missed in his first three NFL seasons. Registered a career-high two sacks at Pittsburgh (9/8/13), at St. Louis (11/3/13) and at Indianapolis (12/1/13). Tied for the team lead in tackles twice in 2013 (at IND, vs. ARI). Led or tied for the team lead in sacks six times in 2013 (at PIT, vs. SF, at STL, vs. JAX, at IND, vs. ARI).

- At Pittsburgh (9/8), tallied four tackles, including a career-best two sacks. Dropped Ben Roethlisberger for a six-yard sack in the first quarter. Ended a Steelers' drive by sacking Roethlisberger for an eight-yard loss late in the fourth quarter.
- Against N.Y. Jets (9/29), posted five tackles, including a sack and a quarterback pressure. Dropped Geno Smith for a one-yard sack in the second quarter.
- Against San Francisco (10/20), notched four tackles and led the team with two quarterback pressures and a sack. Sacked Colin Kaepernick for a two-yard loss early in the fourth quarter.
- At St. Louis (11/3), set a career-high with 10 tackles and tied a career-high with two sacks and a forced fumble. Dropped Kellen Clemens for a two-yard sack in the first quarter. Strip-sacked Clemens on third-and-seven and the loose ball was recovered by Derrick Morgan at the Rams' 19-yard line in the fourth quarter.
- Against Jacksonville (11/10), notched eight tackles, a sack and a stop for loss. Stonewalled Maurice Jones-Drew for no gain on a rush up the middle in the first stanza. On back-to-back plays in the second quarter stuffed Jones-Drew for a five-yard loss on a rush off left tackle and sacked Chad Henne for an eight-yard loss on third-and-eight.
- At Oakland (11/24), sealed the victory by recovering a Rod Streater fumble that was forced by Blidi Wreh-Wilson on the final lateral play.
- At Indianapolis (12/1), tied for the team lead with nine tackles, including two sacks, and added a tackle for loss and two quarterback pressures. Sacked Andrew Luck for a six-yard loss in the second quarter. Dropped Luck for a 10-yard sack on a rush up the middle in the third quarter. Sniffed out a reverse and nailed Darrius Heyward-Bey for an 11-yard loss late in the third quarter.
- Against Arizona (12/15), tied for the team lead with 10 tackles, including



1.5 sacks, and added a tackle for loss and a quarterback pressure. Dropped Carson Palmer for a seven-yard sack with a rush up the middle in the second quarter. Teamed with Bernard Pollard to sack Palmer for a nine-yard sack on the final play of the first half. Stuffed Rashard Mendenhall for a two-yard loss on a rush off right guard in overtime.

- Against Houston (12/29), was inactive for the first time in his career with an injury.

**2012 (16/16):** Started all 16 games at defensive tackle and led all Titans defensive linemen with a career-best 80 tackles. Also posted a career-high three sacks, six tackles for loss, three quarterback pressures and two forced fumbles. Led the team in tackles once (vs. HST). Tied for the team lead in sacks once (vs. CHI). Tied for the team lead in quarterback pressures once (vs. JAX).

- Against Detroit (9/23), posted a career-high nine tackles, including a stop for loss. Ended the game and secured the win by stuffing Shaun Hill for a one-yard loss on a fourth-and-one rush at the Titans' seven-yard line in overtime.

- At Houston (9/30), recorded six tackles, including a career-best two stops for loss. Teamed with Derrick Morgan to stop Arian Foster for a one-yard loss on a third-and-one rush off right guard in the first quarter. Combined with Akeem Ayers to stonewall Foster for no gain on a third-and-one rush off left tackle in the opening stanza. Tracked down Ben Tate for a six-yard loss on a screen pass in the second quarter. Stuffed Foster for a three-yard loss on a rush up the middle in the second quarter.

- At Minnesota (10/7), totaled four tackles, including a stop for loss. Combined with Colin McCarthy to stop Adrian Peterson for no gain on a rush off left tackle in the third quarter.

- Against Pittsburgh (10/11), posted three tackles, including a stop for loss before leaving the game in the second quarter with an injury. Stuffed Rashard Mendenhall for a four-yard loss on a rush up the middle in the first quarter.

- At Chicago (11/4), notched five tackles, including a sack and a forced fumble. Strip-sacked Jay Cutler and the fumble was recovered by Zach Brown in the second quarter.

- At Jacksonville (11/25), collected seven tackles, including a sack. Ended a Jaguars' drive by dropping Chad Henne for a 10-yard sack on a third-and-17 in the first quarter. Stuffed Rashad Jennings for no gain on a rush up the middle in the fourth quarter.

- Against Houston (12/2), led the team with eight tackles and forced a fumble.

- Against Jacksonville (12/30), recorded five tackles, including a sack, a stop for loss and two quarterback pressures. Teamed with Zach Brown to stuff Keith Toston for no gain on a rush off left guard in the first quarter. Stonewalled Toston for a two-yard loss on a third-and-one rush early in the third quarter. Sacked Chad Henne for a six-yard loss in the fourth quarter.

**2011 (16/15):** As a rookie, played in all 16 games with 15 starts at defensive tackle and led all defensive linemen on the team with 74 tackles. Tied for second on the squad with five tackles for loss. Added 2.5 sacks, nine quarterback pressures, one pass defended, one forced fumble and a fumble recovery. Led the team in sacks twice in 2011 (at PIT, at HST). Tied for the team lead in quarterback pressures twice in 2011 (at CLE, at HST).

- At Jacksonville (9/11), made his first career NFL start at defensive tackle and posted six tackles.

- At Cleveland (10/2), collected seven tackles and tied a team-high two quarterback pressures.

- At Pittsburgh (10/9), registered six tackles, including his first career sack. Sacked Ben Roethlisberger for a four-yard loss in the third stanza.

- At Carolina (11/13), tallied five tackles, a stop for loss and a quarterback pressure. Stuffed Jonathan Stewart for a five-yard loss on a rush off left end in the second quarter.

- Against Tampa Bay (11/27), posted four tackles, a forced fumble and fumble recovery. Stripped LeGarrette Blount of the ball and recovered it at the Buccaneers' 29-yard line in the third quarter.

- Against New Orleans (12/11), recorded five tackles, a pass defended and quarterback pressure. Ended a Saints' drive and got the Titans' offense the ball back for the final drive by breaking up a pass in the flat that was intended for Chris Ivory on third-and-seven late in the fourth quarter.

- At Indianapolis (12/18), tallied six tackles, including a stop for loss. Stuffed Donald Brown for a four-yard loss on a rush up the middle in the fourth quarter.

- Against Jacksonville (12/24), totaled three tackles, including a stop for loss. Stopped Maurice Jones-Drew for a one-yard loss on a rush off right

tackle in the third quarter.

- At Houston (1/1), collected five tackles, a team-best one-and-a-half sacks, a stop for loss and three quarterback pressures. Teamed with Derrick Morgan to drop T.J. Yates for a five-yard sack on the Texans' first play from scrimmage. Stuffed Ben Tate for a two-yard loss on a rush up the middle in the second quarter. Combined with William Hayes to stonewall Tate for a one-yard loss on a rush off right tackle in the fourth quarter.

#### COLLEGE:

- In three seasons at the University of Southern California, Casey started 26 of 38 games on the defensive line (24 at right defensive tackle and two at nose tackle). He recorded 138 tackles, nine sacks, 22 tackles for loss, three quarterback pressures, four fumble recoveries, three forced fumbles, an interception and three passes defended.

- As a junior (2010), started all 13 games for the second consecutive season and had 67 tackles, a team-best 11 tackles for loss, a team-leading 4.5 sacks, one interception, one fumble recovery and two passes defended. Named 2010 SI.com All-American honorable mention, All-Pac-10 first team, ESPN.com All-Pac-10 first team, Scout.com All-Pac-10 first team and Phil Steele All-Pac-10 first team. Also was named USC's team MVP and USC's Defensive Lineman of the Year.

- As a sophomore (2009), started all 13 games (two games at nose tackle and 11 games at defensive tackle) and registered 59 tackles, nine tackles for loss, 4.5 sacks, a team-best three fumble recoveries, two forced fumbles and a pass deflection. Honors included second-team CollegeFootballNews.com Sophomore All-American, All-Pac-10 honorable mention, Phil Steele's All-Pac-10 first team and USC Co-Defensive Lineman of the Year Award.

- As a freshman (2008), played in 12 games and registered 12 tackles, two tackles for loss and one forced fumble. Named USC's Service Team Defensive Player of the Year.

- Majored in sociology.

#### PERSONAL:

- Married to Ryann Gray, and the couple resides in Nashville.

- As a senior defensive tackle at Long Beach (Calif.) Polytechnic High School, tallied 134 tackles, seven sacks and two fumble recoveries, helping Jackrabbits win the CIF Pac-5 Division title. Also played offensive guard. Honors included All-Moore League Defensive MVP, All-CIF Pac-5 Division Co-Defensive MVP, *Long Beach Press-Telegram* Dream Team MVP and second-team EA Sports All-American.

- As a junior, registered 104 tackles, 10 sacks and six fumble recoveries, earning first-team All-CIF Pac-5 Division honors.

- List of favorites: (movie) "The Wood"; (TV show) "The Simpsons"; (actor) Denzel Washington; (music artist) Lil Twist; (school subject) math; (car) Cadillac Escalade; (video game) NBA 2K; (food) pizza; (restaurant) Red Lobster; and (sports team as a child) Philadelphia Eagles.

- Follow Casey on Twitter at @jurrellc.

- Follow Casey on Instagram at @tattedmonster99.

- Born Jurrell Jule Casey on Dec. 5, 1989 in Long Beach, Calif.

# JURRELL CASEY'S GAME-BY-GAME

## 2011 Tennessee Titans

Date	Opp	W/L	P/S	Tot	Solo	Asst	Sk	- Yds	QBP	TFL	Int - Yds	-TD	PD	FF	FR - Yds	SpT
Sept 11	@ Jax	L	S	6	3	3	0.0	0.0	0	0	0	0	0	0	0	0
Sept 18	Bal	W	S	3	1	2	0.0	0.0	1	0	0	0	0	0	0	0
Sept 25	Den	W	S	3	2	1	0.0	0.0	0	0	0	0	0	0	0	0
Oct 2	@ Cle	W	S	7	6	1	0.0	0.0	2	0	0	0	0	0	0	0
Oct 9	@ Pit	L	S	6	3	3	1.0	4.0	0	0	0	0	0	0	0	0
Oct 23	Hou	L	S	5	3	2	0.0	0.0	0	1	0	0	0	0	0	0
Oct 30	Ind	W	S	5	4	1	0.0	0.0	1	0	0	0	0	0	0	0
Nov 6	Cin	L	S	3	1	2	0.0	0.0	0	0	0	0	0	0	0	0
Nov 13	@ Car	W	S	5	2	3	0.0	0.0	1	1	0	0	0	0	0	0
Nov 20	@ Atl	L	p	3	1	2	0.0	0.0	0	0	0	0	0	0	0	0
Nov 27	TB	W	S	4	3	1	0.0	0.0	0	0	0	0	0	1	1	0
Dec 4	@ Buf	W	S	5	4	1	0.0	0.0	0	0	0	0	0	0	0	0
Dec 11	NO	L	S	5	0	5	0.0	0.0	1	0	0	0	1	0	0	0
Dec 18	@ Ind	L	S	6	3	3	0.0	0.0	0	1	0	0	0	0	0	0
Dec 24	Jax	W	S	3	1	2	0.0	0.0	0	1	0	0	0	0	0	0
Jan 1	@ Hou	W	S	5	4	1	1.5	11.5	3	1	0	0	0	0	0	0
Totals			9-7	16/15	74	41	33	2.5	15.5	9	5	0	0	1	1	0

## 2012 Tennessee Titans

Date	Opp	W/L	P/S	Tot	Solo	Asst	Sk	- Yds	QBP	TFL	Int - Yds	-TD	PD	FF	FR - Yds	SpT
Sept 9	NE	L	S	2	2	0	0.0	0.0	0	0	0	0	0	0	0	0
Sept 16	@ SD	L	S	2	2	0	0.0	0.0	0	0	0	0	0	0	0	0
Sept 23	Det	W	S	9	5	4	0.0	0.0	0	1	0	0	0	0	0	0
Sept 30	@ Hou	L	S	6	2	4	0.0	0.0	0	2	0	0	0	0	0	0
Oct 7	@ Min	L	S	4	2	2	0.0	0.0	0	1	0	0	0	0	0	0
Oct 11	Pit	W	S	3	2	1	0.0	0.0	0	1	0	0	0	0	0	0
Oct 21	@ Buf	W	S	3	0	3	0.0	0.0	0	0	0	0	0	0	0	0
Oct 28	Ind	L	S	5	2	3	0.0	0.0	0	0	0	0	0	0	0	0
Nov 4	Chi	L	S	5	2	3	1.0	15.0	0	0	0	0	0	1	0	0
Nov 11	@ Mia	W	S	4	1	3	0.0	0.0	1	0	0	0	0	0	0	0
Nov 25	@ Jax	L	S	7	6	1	1.0	10.0	0	0	0	0	0	0	0	0
Dec 2	Hou	L	S	8	3	5	0.0	0.0	0	0	0	0	0	1	0	0
Dec 9	@ Ind	L	S	4	1	3	0.0	0.0	0	0	0	0	0	0	0	0
Dec 17	NYJ	W	S	7	2	5	0.0	0.0	0	0	0	0	0	0	0	0
Dec 23	@ GB	L	S	6	3	3	0.0	0.0	0	0	0	0	0	0	0	0
Dec 30	Jax	W	S	5	3	2	1.0	6.0	2	1	0	0	0	0	0	0
Totals			6-10	16/16	80	38	42	3.0	31.0	3	6	0	0	0	2	0

## 2013 Tennessee Titans

Date	Opp	W/L	P/S	Tot	Solo	Asst	Sk	- Yds	QBP	TFL	Int - Yds	-TD	PD	FF	FR - Yds	SpT
Sept 8	@ Pit	W	S	4	2	2	2.0	14.0	1	0	0	0	0	0	0	0
Sept 15	@ Hou	L	S	6	4	2	0.0	0.0	0	0	0	0	0	1	0	0
Sept 22	SD	W	S	4	3	1	0.0	0.0	1	0	0	0	0	1	0	0
Sept 29	NYJ	W	S	5	4	1	1.0	1.0	1	0	0	0	0	0	0	0
Oct 6	KC	L	S	4	3	1	0.0	0.0	0	0	0	0	0	0	0	0
Oct 13	@ Sea	L	p	7	3	4	0.0	0.0	0	0	0	0	0	0	0	0
Oct 20	SF	L	S	4	3	1	1.0	2.0	2	0	0	0	0	0	0	0
Nov 3	@ StL	W	S	10	5	5	2.0	7.0	1	0	0	0	0	1	0	0
Nov 10	Jax	L	S	8	6	2	1.0	8.0	0	1	0	0	0	0	0	0
Nov 14	Ind	L	S	4	2	2	0.0	0.0	1	0	0	0	0	1	0	0
Nov 24	@ Oak	W	S	7	0	7	0.0	0.0	0	0	0	0	0	0	1	0
Dec 1	@ Ind	L	S	9	6	3	2.0	17.0	2	1	0	0	0	0	0	0
Dec 8	@ Den	L	S	2	1	1	0.0	0.0	0	0	0	0	0	0	0	0
Dec 15	Ari	L	S	10	6	4	1.5	11.5	1	1	0	0	0	0	0	0
Dec 22	@ Jax	W	S	6	1	5	0.0	0.0	0	0	0	0	0	0	0	0
Dec 29	Hou	W	IA													
Totals			7-9	15/14	90	49	41	10.5	60.5	10	3	0	0	3	1	0

## 2014 Tennessee Titans

Date	Opp	W/L	P/S	Tot	Solo	Asst	Sk	- Yds	QBP	TFL	Int - Yds	-TD	PD	FF	FR - Yds	SpT
Sept 7	@ KC	W	S	4	2	2	0.0	0.0	4	1	0	0	0	0	0	0
Sept 14	Dal	L	S	3	2	1	2.0	20.0	0	0	0	0	0	0	0	0
Sept 21	@ Cin	L	S	7	4	3	0.0	0.0	1	0	0	0	0	0	0	0
Sept 28	@ Ind	L	S	4	3	1	0.0	0.0	3	0	0	0	0	0	0	0
Oct 5	Cle	L	S	2	1	1	0.0	0.0	1	0	0	0	0	0	0	0
Oct 12	Jax	W	S	8	6	2	2.0	13.0	1	2	0	0	0	0	0	0
Oct 19	@ Was	L	S	7	4	3	0.0	0.0	1	0	0	0	0	0	0	0
Oct 26	Hou	L	S	7	6	1	0.0	0.0	4	0	0	0	0	0	0	0
Nov 9	@ Bal	L	S	6	5	1	0.0	0.0	1	0	0	0	0	0	0	0
Nov 17	Pit	L	S	9	6	3	0.0	0.0	1	1	0	0	0	0	0	0
Nov 23	@ Phi	L	S	6	4	2	1.0	7.0	1	2	0	0	0	0	0	0
Nov 30	@ Hou	L	S	7	5	2	0.0	0.0	0	3	0	0	0	0	0	0
Dec 7	NYG	L	S	4	3	1	0.0	0.0	4	1	0	0	0	0	0	0
Dec 14	NYJ	L	S	5	3	2	0.0	0.0	2	2	0	0	0	1	0	0
Dec 18	@ Jax	L	S	4	1	3	0.0	0.0	1	0	0	0	0	0	0	0
Dec 28	Ind	L	S	3	3	0	0.0	0.0	2	1	0	0	0	0	0	0
Totals			2-14	16/16	86	58	28	5.0	40.0	27	13	0	0	1	0	0

## 2015 Tennessee Titans

Date	Opp	W/L	P/S	Tot	Solo	Asst	Sk	- Yds	QBP	TFL	Int - Yds	-TD	PD	FF	FR - Yds	SpT
Sept 13	@ TB	W	S	6	3	3	1.0	8.0	2	3	0	0	0	0	0	0
Sept 20	@ Cle	L	S	5	2	3	0.0	0.0	1	1	0	0	0	0	0	0
Sept 27	Ind	L	S	3	2	1	1.0	5.0	4	1	0	0	0	0	0	0
Oct 11	Buf	L	S	8	4	4	1.5	5.5	1	1	0	0	0	0	0	0
Oct 18	Mia	L	S	6	4	2	0.0	0.0	1	0	0	0	0	1	0	0
Oct 25	Atl	L	S	4	2	2	0.0	0.0	3	0	0	0	0	3	0	0
Nov 1	@ Hou	L	S	6	4	2	0.5	3.0	3	0	0	0	0	0	0	0
Nov 8	@ NO	W	S	1	1	0	0.0	0.0	1	0	0	0	0	1	0	0
Nov 15	Car	L	S	6	2	4	0.0	0.0	1	1	0	0	0	0	0	0
Nov 19	@ Jax	L	S	5	1	4	1.0	4.0	2	1	0	0	0	0	0	0
Nov 29	Oak	L	S	6	3	3	0.0	0.0	1	0	0	0	0	0	0	0
Dec 6	Jax	W	S	4	3	1	1.0	9.0	2	0	0	0	0	0	0	0
Dec 13	@ NYJ	L	S	8	5	3	0.0	0.0	2	1	0	0	0	0	0	0
Dec 20	@ NE	L	S	4	3	1	1.0	7.0	0	1	0	0	0	0	0	0
Dec 27	Hou	L	S	8	6	2	0.0	0.0	3	1	0	0	0	0	0	0
Jan 3	@ Ind	L	S	6	3	3	0.0	0.0	1	0	0	0	0	0	0	0
Totals			3-13	16/16	86	48	38	7.0	41.5	28	11	0	0	5	0	0

## 2016 Tennessee Titans

Date	Opp	W/L	P/S	Tot	Solo	Asst	Sk	- Yds	QBP	TFL	Int	- Yds	-TD	PD	FF	FR	- Yds	SpT
Sept 11	Min	L	S	6	3	3	0.0	0.0	4	2	0	0	0	0	0	0	0	0
Sept 18	@ Det	W	S	2	1	1	0.0	0.0	2	0	0	0	0	0	0	0	0	0
Sept 25	Oak	L	S	3	3	0	0.0	0.0	1	0	0	0	0	0	0	0	0	0
Oct 2	@ Hou	L	S	3	2	1	0.0	0.0	2	0	0	0	0	1	0	0	0	0
Oct 9	@ Mia	W	S	3	2	1	2.0	14.0	0	0	0	0	0	0	0	0	0	0
Oct 16	Cle	W	S	3	2	1	1.0	10.0	3	0	0	0	0	1	0	0	0	0
Oct 23	Ind	L	S	2	1	1	0.0	0.0	1	0	0	0	0	0	0	0	0	0
Oct 27	Jax	W	S	2	1	1	0.0	0.0	6	0	0	0	0	0	0	0	0	0
Nov 6	@ SD	L	S	8	7	1	0.0	0.0	1	0	0	0	0	0	0	0	0	0
Nov 13	GB	W	S	2	1	1	0.0	0.0	0	0	0	0	0	0	0	0	0	0
Nov 20	@ Ind	L	S	4	4	0	0.0	0.0	3	0	0	0	0	1	0	0	0	0
Nov 27	@ Chi	W	S	5	4	1	0.0	0.0	1	0	0	0	0	0	0	0	0	0
Dec 11	Den	W	IA															
Dec 18	@ KC	W	S	2	2	0	0.0	0.0	0	1	0	0	0	0	0	0	0	0
Dec 24	@ Jax	L	S	2	2	0	0.0	0.0	2	0	0	0	0	1	0	0	0	0
Jan 1	Hou	W	S	4	3	1	2.0	14.0	3	0	0	0	0	1	0	0	0	0
Totals		9-7	15/15	51	38	13	5.0	38.0	29	3	0	0	0	5	0	0	0	0

## JURRELL CASEY'S GAME-BY-GAME

### 2017 Tennessee Titans

Date	Opp	W/L	P/S	Tot	Solo	Asst	Sk	- Yds	QBP	TFL	Int	- Yds	-TD	PD	FF	FR	- Yds	SpT
Sept 10	Oak	L	S	2	2	0	0.0	0.0	0	0	0	0	0	0	0	0	0	0
Sept 17	@ Jax	W	S	2	1	1	0.0	0.0	2	0	0	0	0	0	0	0	0	0
Sept 24	Sea	W	S	5	5	0	0.0	0.0	3	0	0	0	0	0	0	0	0	0
Oct 1	@ Hou	L	S	7	6	1	1.0	3.0	2	0	0	0	0	0	0	0	0	0
Oct 8	@ Mia	L	S	5	4	1	1.0	14.0	2	0	0	0	0	0	0	0	0	0
Oct 16	Ind	W	S	4	3	1	0.0	0.0	0	0	0	0	0	0	0	0	0	0
Oct 22	@ Cle	W	S	5	4	1	0.0	0.0	3	0	0	0	0	0	0	0	0	0
Nov 5	Bal	W	S	5	4	1	1.0	5.0	2	1	0	0	0	0	0	0	0	0
Nov 12	Cin	W	S	1	1	0	0.0	0.0	1	0	0	0	0	0	0	0	0	0
Nov 16	@ Pit	L	S	3	3	0	0.0	0.0	2	2	0	0	0	0	0	0	0	0
Nov 26	@ Ind	W	S	4	3	1	0.0	0.0	4	0	0	0	0	0	0	0	0	0
Dec 3	Hou	W	S	6	2	4	0.0	0.0	5	0	0	0	0	0	0	0	0	0
Dec 10	@ Ari	L	S	5	5	0	2.0	15.0	2	0	0	0	0	0	0	0	0	0
Dec 17	@ SF	L	S	6	6	0	0.0	0.0	0	3	0	0	0	1	0	0	0	0
Dec 24	LAR	L	S	7	7	0	0.0	0.0	3	1	0	0	0	0	1	0	0	0
Dec 31	Jax	W	S	5	4	1	1.0	2.0	4	0	0	0	0	0	0	0	0	0
<b>Totals</b>			<b>9-7</b>	<b>16/16</b>	<b>72</b>	<b>60</b>	<b>12</b>	<b>6.0</b>	<b>39.0</b>	<b>35</b>	<b>7</b>	<b>0</b>	<b>0</b>	<b>1</b>	<b>1</b>	<b>0</b>	<b>0</b>	<b>0</b>
<b>Playoffs</b>																		
Jan 6	@ KC	W	S	8	4	4	0.0	0.0	4	0	0	0	0	1	0	0	0	0
Jan 13	@ NE	L	S	6	5	1	0.0	0.0	5	0	0	0	0	0	0	0	0	0
<b>Totals</b>			<b>1-1</b>	<b>2/2</b>	<b>14</b>	<b>9</b>	<b>5</b>	<b>0.0</b>	<b>0.0</b>	<b>9</b>	<b>0</b>	<b>0</b>	<b>0</b>	<b>1</b>	<b>0</b>	<b>0</b>	<b>0</b>	<b>0</b>

### 2018 Tennessee Titans

Date	Opp	W/L	P/S	Tot	Solo	Asst	Sk	- Yds	QBP	TFL	Int	- Yds	-TD	PD	FF	FR	- Yds	SpT
Sept 9	@ Mia	L	S	6	3	3	0.0	0.0	2	2	0	0	0	0	0	0	0	0
Sept 16	Hou	W	S	6	5	1	2.0	9.0	4	0	0	0	0	0	1	0	0	0
Sept 23	@ Jax	W	S	6	4	2	1.0	4.0	2	0	0	0	0	0	1	0	0	0
Sept 30	Phi	W	S	4	3	1	0.0	0.0	5	1	0	0	0	0	0	0	0	0
Oct 7	@ Buf	L	S	5	4	1	0.0	0.0	2	2	0	0	0	0	0	0	0	0
Oct 14	Bal	L	S	7	5	2	0.0	0.0	4	0	0	0	0	0	0	0	0	0
Oct 21	@ LAC	L	S	4	2	2	0.5	4.0	3	0	0	0	0	0	0	0	0	0
Nov 5	@ Dal	W	S	2	1	1	0.0	0.0	8	0	0	0	0	0	0	0	0	0
Nov 11	NE	W	S	4	3	1	0.0	0.0	3	1	0	0	0	0	0	0	0	0
Nov 18	@ Ind	L	S	3	2	1	0.0	0.0	1	1	0	0	0	0	0	0	0	0
Nov 26	@ Hou	L	S	6	3	3	1.0	10.0	4	0	0	0	0	0	0	0	0	0
Dec 2	NYJ	W	S	4	3	1	1.0	3.0	1	0	0	0	0	0	0	0	0	0
Dec 6	Jax	W	S	8	5	3	1.5	17.5	4	0	0	0	0	0	0	0	0	0
Dec 16	@ NYG	W	S	3	1	2	0.0	0.0	5	0	0	0	0	0	0	1	1	0
Dec 22	Was	W	S	4	2	2	0.0	0.0	2	0	0	0	0	0	0	0	0	0
Dec 30	Ind			Placed on injured reserve on Dec. 24, 2018														
<b>Totals</b>			<b>9-6</b>	<b>15/15</b>	<b>72</b>	<b>46</b>	<b>26</b>	<b>7.0</b>	<b>47.5</b>	<b>50</b>	<b>7</b>	<b>0</b>	<b>0</b>	<b>0</b>	<b>2</b>	<b>1</b>	<b>1</b>	<b>0</b>

## JURRELL CASEY'S NFL STATISTICS

### REGULAR SEASON

Year	Team	GP	GS	TACKLES				Yds	QBP	TFL	INTERCEPTIONS					FUMBLES			
				Tot	Solo	Asst	Sk				No	Yds	Lg	TD	PD	FF	FR	Yds	SpT
2011	Tennessee	16	15	74	41	33	2.5	15.5	9	5	0	0	0	0	1	1	1	0	0
2012	Tennessee	16	16	80	38	42	3.0	31.0	3	6	0	0	0	0	0	2	0	0	0
2013	Tennessee	15	14	90	49	41	10.5	60.5	10	3	0	0	0	0	3	1	1	0	0
2014	Tennessee	16	16	86	58	28	5.0	40.0	27	13	0	0	0	0	1	0	0	0	0
2015	Tennessee	16	16	86	48	38	7.0	41.5	28	11	0	0	0	0	5	0	0	0	0
2016	Tennessee	15	15	51	38	13	5.0	38.0	29	3	0	0	0	0	5	0	0	0	0
2017	Tennessee	16	16	72	60	12	6.0	39.0	35	7	0	0	0	0	1	1	0	0	0
2018	Tennessee	15	15	72	46	26	7.0	47.5	50	7	0	0	0	0	0	2	1	1	0
<b>NFL Totals</b>		<b>125</b>	<b>123</b>	<b>611</b>	<b>378</b>	<b>233</b>	<b>46.0</b>	<b>313.0</b>	<b>191</b>	<b>55</b>	<b>0</b>	<b>0</b>	<b>0</b>	<b>0</b>	<b>16</b>	<b>7</b>	<b>3</b>	<b>1</b>	<b>0</b>

### PLAYOFFS

Year	Team	GP	GS	TACKLES				Yds	QBP	TFL	INTERCEPTIONS					FUMBLES			
				Tot	Solo	Asst	Sk				No	Yds	Lg	TD	PD	FF	FR	Yds	SpT
2017	Tennessee	2	2	14	9	5	0.0	0.0	9	0	0	0	0	0	1	0	0	0	0
<b>NFL Totals</b>		<b>2</b>	<b>2</b>	<b>14</b>	<b>9</b>	<b>5</b>	<b>0.0</b>	<b>0.0</b>	<b>9</b>	<b>0</b>	<b>0</b>	<b>0</b>	<b>0</b>	<b>0</b>	<b>1</b>	<b>0</b>	<b>0</b>	<b>0</b>	<b>0</b>

### Single-Game Highs

Tackles - 10 (Twice, last vs. Arizona 12/15/13)  
 Sacks - **2 (Nine times, last vs. Houston 9/16/18)**  
 Tackles for Loss - 3 (Three times, last at San Francisco 12/17/17)

Forced Fumble - **1 (Seven times, last at Jacksonville 9/23/18)**

Fumble Recovery - **1 (Three times, last at N.Y. Giants 12/16/18)**


Quarterback Pressures - **8 at Dallas (11/5/18)**

Passes Defensed - 3 vs. Atlanta (10/25/15)

### Playoff Single-Game Highs

Tackles - 8 at Kansas City (1/6/18)  
 Quarterback Pressures - 5 at New England (1/13/18)  
 Passes Defensed - 1 at Kansas City (1/6/18)





# 51 WILL COMPTON

LINEBACKER • 6'1" • 235 LBS • COLLEGE: NEBRASKA

ACQUIRED: UNRESTRICTED FREE AGENT (WASHINGTON) - 2018

NFL EXPERIENCE (NFL/TITANS): 5/1 • HOMETOWN: BONNE TERRE, MO.

GAMES PLAYED/GAMES STARTED: 69/35 (PLAYOFFS: 1/1)



**PRO:** The Titans signed unrestricted free agent Will Compton during the 2018 offseason to add depth and competition to the linebacker unit. The 6-foot-1-inch, 235-pounder is a hard-nosed defender that has a reputation as an aggressive, sure-tackling inside linebacker. Prior to his arrival in Tennessee, the University of Nebraska product spent his first five seasons as a member of the Washington Redskins after entering the NFL as a rookie free agent in 2013. Compton provides veteran leadership having served as a team captain for the Redskins in 2016.

## CAREER HIGHLIGHTS:

- In 2016, Compton registered 104 tackles, five passes defended, two fumble recoveries, one forced fumble and an interception.
- In 2015, Compton posted a career-best 122 tackles, a sack, an interception, six passes defended and a fumble recovery.
- In 2014, Compton ranked second on the Redskins with 18 special teams stops.

## TITANS TIDBITS:

- Prior to his first training camp as a rookie free agent, Compton typed out five personal goals in his iPad that he wanted to accomplish over the next five years. Although he truly never imagined being able to achieve each of the goals, he checked off all the boxes. They included playing a vital role on the Redskins, earning a starting spot, being named a captain, reaching a specific financial goal by age 27 and doing at least three speaking engagements a year despite no prior experience.

## CAREER TRANSACTIONS:

- The Bonne Terre, Mo., native was originally signed by the Washington Redskins as a rookie free agent on May 2, 2013.
- Waived by the Redskins on Aug. 31, 2013 and signed to the team's practice squad a day later.
- Signed by the Redskins' to their active roster from the practice squad on Dec. 24, 2013.
- Signed by the Titans as an unrestricted free agent on April 6, 2018.

## SEASON RECAPS:

**2018 (12/2 - Tennessee):** Played in 12 games with two starts at linebacker in his first season with the Titans. Led the team with 11 special teams tackles. Posted 11 tackles and a pass defended on defense. Was inactive for four contests. Led or tied for the team lead in special teams tackles five times in 2018 (at JAX, vs. PHI, at BUF, at NYG, vs. IND). Tied for the team lead in passes defended once in 2018 (vs. PHI).

- At Miami (9/9), started at inside linebacker in his first game with the Titans and collected four tackles. Teamed with Kamalei Correa to stuff Kenyan Drake for a three-yard loss on a rush off right end late in the final stanza.
- Against Houston (9/16), started at linebacker and tallied two tackles.
- At Jacksonville (9/23), played as a reserve on special teams and notched a special teams tackle on coverage units.
- Against Philadelphia (9/30), saw action as a reserve at linebacker and notched two tackles and a pass defended. Led the team with two special teams tackles. Broke up a third-and-12 pass intended for Zach Ertz in overtime.
- At Buffalo (10/7), played as a reserve at linebacker and on special teams. Recorded two tackles on defense and notched a special teams stop on coverage units.
- Against Baltimore (10/14), was inactive.
- At Los Angeles Chargers in London (10/21), was inactive.
- At Dallas (11/5), was inactive.
- Against New England (11/11), played as a reserve on special teams and

notched a stop on coverage units.

- At Indianapolis (11/18), was inactive.
- At Houston (11/26), saw action as a reserve on special teams and collected a tackle and a forced fumble on coverage units. Forced a DeAndre Carter fumble that was recovered by the Texans on a kickoff return.
- Against N.Y. Jets (12/2), played as a reserve on special teams.
- Against Jacksonville (12/6), saw action as a reserve on special teams and played limited snaps at linebacker in the fourth quarter. Amassed a solo tackle on defense.
- At N.Y. Giants (12/16), played as a reserve on special teams and led the team with four tackles on coverage units.
- Against Washington (12/22), saw action as a reserve on special teams and limited snaps at linebacker.
- Against Indianapolis (12/30), played as a reserve on special teams and tied for the team lead with a tackle on coverage units.

**2017 (9/3 - Washington):** Started three of the nine games in which he played and recorded 17 tackles and an interception. Collected four special teams tackles on coverage units. Was placed on injured reserve on Nov. 14, 2017.

- Against Dallas (10/29), recorded seven tackles.
- At Seattle (11/5), registered eight tackles, a career-high three passes defended and his first interception of the season in a win.

**2016 (15/15 - Washington):** Voted a defensive captain prior to the season. Started all 15 games in which he appeared and compiled 104 tackles, five passes defended, two fumble recoveries, one forced fumble and an interception. Posted two special teams tackle on coverage units. Was inactive for one game.

- At Pittsburgh (9/12), recorded 13 tackles in a start.
- Against Dallas (9/18), tied for team lead with 10 tackles in addition to registering a pass defended.
- Against Cleveland (10/2), led the team with 11 tackles, a forced fumble and a fumble recovery in a win.
- Against Baltimore (10/9), tied for team lead with nine tackles and made the hit on the game-clinching fourth down incompleteness in a win.
- Against Cincinnati (10/30), led the team with 10 tackles and recorded his second career interception in the London matchup.
- Against Green Bay (11/20), notched nine tackles and a fumble recovery in a win.

**2015 (16/10, 1/1 - Washington):** Played in all 16 regular season games with 10 starts and notched 122 tackles, a sack, an interception, six passes defended and a fumble recovery. Collected five special teams tackles. Started his first postseason contest and amassed 12 tackles with a special teams tackle on coverage units.

- At N.Y. Giants (9/24), posted 14 tackles.
- At Atlanta (10/11), notched two tackles and recorded his first career fumble recovery.
- At New England (11/8), led the team with 10 tackles.
- At Philadelphia (12/26), registered nine tackles and his first career sack in a division-clinching win.
- At Dallas (1/3), registered five solo tackles and his first career interception in regular season finale.
- Against Green Bay (1/10), led the squad with 12 tackles in his postseason debut in the NFC Wild Card matchup.

**2014 (16/5 - Washington):** Appeared in all 16 games with five starts and compiled 61 tackles, three quarterback pressures, two tackles for loss and

a pass defended. Finished second on the team with 18 special teams tackles.

- At Arizona (10/12), made his first career start at linebacker and recorded three tackles.
- Against Tennessee (10/19), started at linebacker and registered eight tackles.
- Against St. Louis (12/7), earned his third start of the season and posted a then-career-high 14 tackles.
- At N.Y. Giants (12/14), finished second on the team with 11 tackles.
- Against Philadelphia (12/20), recorded a career-high 15 tackles.

**2013 (1/0 - Washington):** Spent the first 16 weeks of the season on the team's practice squad. Signed to the team's active roster in Week 17.

- At N.Y. Giants (12/29), made his NFL debut on special teams and posted a tackle on coverage units.

#### COLLEGE:

- Appeared in 50 games with 37 starts as a linebacker at Nebraska and finished his career with 247 tackles, ranking 12th all-time for the Cornhuskers.
- Was a two-time All-Big Ten selection who posted four fumble recoveries, one interception returned for a touchdown, five sacks and 14.5 tackles for a loss during his career.
- As a senior (2012), named to the All-Big Ten team after recording a team-high three fumble recoveries and 110 tackles. Returned an interception 24 yards for a touchdown and had three sacks.
- As a junior (2011), played in all 13 games with 11 starts and recorded 82 tackles and seven tackles for a loss, earning an All-Big Ten selection. Had three games with at least 10 tackles, and recorded six or more stops in five

Big Ten Conference contests.

- As a sophomore (2010), saw action in the final nine games with four starts and collected 15 tackles and one sack.
- As a redshirt freshman (2009), won the starting linebacker job and earned freshman All-Big 12 honors. Played in all 14 games with eight starts and helped Nebraska lead the nation in scoring defense with 40 tackles and half a sack.
- Redshirted in 2008.
- Graduated with a degree in business administration from Nebraska in December of 2011.

#### PERSONAL:

- Attended North County (Bonne Terre, Mo.) High School.
- As a senior, registered 107 tackles, four sacks, two interceptions, one forced fumble and one fumble recovery. On offense, had 500 rushing yards, 1,000 all-purpose yard and 14 touchdowns.
- Received first-team all-state honors from Missouri Sportswriters and Broadcasters Association.
- As a junior, recorded 71 tackles and an interception, earning all-district and all-conference honors. Finished with 455 rushing yards and 855 receiving yards, earning first-team all-state honors as a receiver.
- Will's younger brother, Cody, was a member of the Nebraska wrestling team.
- Follow Compton on Twitter and Instagram at @\_willcompton.
- Born William Compton on Sept. 19, 1989 in Bonne Terre, Mo.

## WILL COMPTON'S GAME-BY-GAME

#### 2014 Washington Redskins

Date	Opp	W/L	P/S	Tot Solo	Asst	Sk	- Yds	QBP	TFL	Int -	Yds	-TD	PD	FF	FR -	Yds	SpT
Sept 7	@ Hou	L	p	0	0	0	0.0	0.0	NA	NA	0	0	0	0	0	0	NA
Sept 14	Jax	W	p	0	0	0	0.0	0.0	NA	NA	0	0	0	0	0	0	NA
Sept 21	@ Phi	L	p	1	1	0	0.0	0.0	NA	NA	0	0	0	0	0	0	NA
Sept 25	NYG	L	p	4	1	3	0.0	0.0	NA	NA	0	0	0	0	0	0	NA
Oct 6	Sea	L	p	2	2	0	0.0	0.0	NA	NA	0	0	0	0	0	0	NA
Oct 12	@ Ari	L	S	3	2	1	0.0	0.0	NA	NA	0	0	0	0	0	0	NA
Oct 19	Ten	W	S	8	5	3	0.0	0.0	NA	NA	0	0	0	0	0	0	NA
Oct 27	@ Dal	W	p	1	0	1	0.0	0.0	NA	NA	0	0	0	0	0	0	NA
Nov 2	@ Min	L	p	0	0	0	0.0	0.0	NA	NA	0	0	0	0	0	0	NA
Nov 16	TB	L	p	0	0	0	0.0	0.0	NA	NA	0	0	0	0	0	0	NA
Nov 23	@ SF	L	p	0	0	0	0.0	0.0	NA	NA	0	0	0	0	0	0	NA
Nov 30	@ Ind	L	p	0	0	0	0.0	0.0	NA	NA	0	0	0	0	0	0	NA
Dec 7	StL	L	S	14	7	7	0.0	0.0	NA	NA	0	0	1	0	0	0	NA
Dec 14	@ NYG	L	S	11	5	6	0.0	0.0	NA	NA	0	0	0	0	0	0	NA
Dec 20	Phi	W	S	15	11	4	0.0	0.0	NA	NA	0	0	0	0	0	0	NA
Dec 28	Dal	L	p	0	0	0	0.0	0.0	NA	NA	0	0	0	0	0	0	NA
Totals		4-12	16/5	59	34	25	0.0	0.0	NA	NA	0	0	0	1	0	0	18

#### 2015 Washington Redskins

Date	Opp	W/L	P/S	Tot	Solo	Asst	Sk	- Yds	QBP	TFL	Int -	Yds -	TD	PD	FF	FR -	Yds	SpT
Sept 13	Mia	L	p	0	0	0	0.0	0.0	NA	NA	0	0	0	0	0	0	0	NA
Sept 20	StL	W	p	3	2	1	0.0	0.0	NA	NA	0	0	0	0	0	0	0	NA
Sept 24	@ NYG	L	S	14	6	8	0.0	0.0	NA	NA	0	0	0	0	0	0	0	NA
Oct 4	Phi	W	S	8	5	3	0.0	0.0	NA	NA	0	0	0	0	0	0	0	NA
Oct 11	@ Atl	L	p	2	1	1	0.0	0.0	NA	NA	0	0	0	0	0	1	0	NA
Oct 18	@ NYJ	L	p	2	1	1	0.0	0.0	NA	NA	0	0	0	0	0	0	0	NA
Oct 25	TB	W	p	8	3	5	0.0	0.0	NA	NA	0	0	0	0	0	0	0	NA
Nov 8	@ NE	L	p	10	3	7	0.0	0.0	NA	NA	0	0	0	0	0	0	0	NA
Nov 15	NO	W	S	9	3	6	0.0	0.0	NA	NA	0	0	0	1	0	0	0	NA
Nov 22	@ Car	L	S	13	6	7	0.0	0.0	NA	NA	0	0	0	1	0	0	0	NA
Nov 29	NYG	W	S	11	6	5	0.0	0.0	NA	NA	0	0	0	1	0	0	0	NA
Dec 7	Dal	L	S	8	4	4	0.0	0.0	NA	NA	0	0	0	0	0	0	0	NA
Dec 13	@ Chi	W	S	9	4	5	0.0	0.0	NA	NA	0	0	0	1	0	0	0	NA
Dec 20	Buf	W	S	7	5	2	0.0	0.0	NA	NA	0	0	0	1	0	0	0	NA
Dec 26	@ Phi	W	S	9	5	4	1.0	7.0	NA	NA	0	0	0	0	0	0	0	NA
Jan 3	@ Dal	W	S	5	5	0	0.0	0.0	NA	NA	1	24	0	1	0	0	0	NA
Totals		9-7	16/10	122	63	59	1.0	7.0	NA	NA	1	24	0	6	0	1	0	5
Playoffs																		
Jan 10	GB	L	S	12	5	7	0.0	0.0	NA	NA	0	0	0	0	0	0	0	1
Totals		0-1	1/1	12	5	7	0.0	0.0	NA	NA	0	0	0	0	0	0	0	1

#### 2016 Washington Redskins

Date	Opp	W/L	P/S	Tot Solo	Asst	Sk	- Yds	QBP	TFL	Int	- Yds	-TD	PD	FF	FR	- Yds	SpT
Sept 12	Pit	L	S	13	5	8	0.0	0.0	NA	NA	0	0	0	0	0	0	NA
Sept 18	Dal	L	S	10	4	6	0.0	0.0	NA	NA	0	0	1	0	0	0	NA
Sept 25	@ NYG	W	S	2	1	1	0.0	0.0	NA	NA	0	0	1	0	0	0	NA

Oct 2	Cle	W	S	11	5	6	0.0	0.0	NA	NA	0	0	0	0	1	1	0	NA
Oct 9	@ Bal	W	S	9	8	1	0.0	0.0	NA	NA	0	0	0	0	0	0	0	NA
Oct 16	Phi	W	S	6	3	3	0.0	0.0	NA	NA	0	0	0	1	0	0	0	NA
Oct 23	@ Det	L	S	7	5	2	0.0	0.0	NA	NA	0	0	0	1	0	0	0	NA
Oct 30	@ Cin	T	S	10	8	2	0.0	0.0	NA	NA	1	5	0	1	0	0	0	NA
Nov 13	Min	W	S	8	1	7	0.0	0.0	NA	NA	0	0	0	0	0	0	0	NA
Nov 20	GB	W	S	9	6	3	0.0	0.0	NA	NA	0	0	0	0	0	1	0	NA
Nov 24	@ Dal	L	S	4	2	2	0.0	0.0	NA	NA	0	0	0	0	0	0	0	NA
Dec 4	@ Ari	L	S	6	6	0	0.0	0.0	NA	NA	0	0	0	0	0	0	0	NA
Dec 11	@ Phi	W	S	4	3	1	0.0	0.0	NA	NA	0	0	0	0	0	0	0	NA
Dec 19	Car	L	IA															
Dec 24	@ Chi	W	S	2	2	0	0.0	0.0	NA	NA	0	0	0	0	0	0	0	NA
Jan 1	NYG	L	S	3	1	2	0.0	0.0	NA	NA	0	0	0	0	0	0	0	NA
<b>Totals</b>				<b>8-7-1 15/15</b>	<b>104 60 44</b>	<b>0.0 0.0</b>	<b>NA NA</b>	<b>1 5</b>	<b>0 5</b>	<b>1 2</b>	<b>0 0</b>	<b>0 0</b>	<b>0 2</b>					

#### 2017 Washington Redskins

Date	Opp	W/L	P/S	Tot	Solo	Asst	Sk	- Yds	QBP	TFL	Int	- Yds	TD	PD	FF	FR	- Yds	SpT
Sept 10	Phi	L	p	0	0	0	0.0	0.0	NA	NA	0	0	0	0	0	0	0	NA
Sept 27	@ LAR	W	p	0	0	0	0.0	0.0	NA	NA	0	0	0	0	0	0	0	NA
Sept 24	Oak	W	S	1	1	0	0.0	0.0	NA	NA	0	0	0	0	0	0	0	NA
Oct 2	@ KC	L	p	0	0	0	0.0	0.0	NA	NA	0	0	0	0	0	0	0	NA
Oct 15	SF	W	p	0	0	0	0.0	0.0	NA	NA	0	0	0	0	0	0	0	NA
Oct 23	@ Phi	L	p	0	0	0	0.0	0.0	NA	NA	0	0	0	0	0	0	0	NA
Oct 29	Dal	L	p	7	3	4	0.0	0.0	NA	NA	0	0	0	0	0	0	0	NA
Nov 5	@ Sea	W	S	8	7	1	0.0	0.0	NA	NA	1	2	0	3	0	0	0	NA
Nov 12	Min	L	S	1	1	0	0.0	0.0	NA	NA	0	0	0	0	0	0	0	NA
Nov 19	@ NO																	
Placed on injured reserve on Nov. 14, 2017																		
Totals		4-5	9/3	17	12	5	0.0	0.0	NA	NA	1	2	0	3	0	0	0	4

#### 2018 Tennessee Titans

Date	Opp	W/L	P/S	Tot	Solo	Asst	Sk	- Yds	QBP	TFL	Int - Yds	-TD	PD	FF	FR - Yds	SpT
Sept 9	@ Mia	L	S	4	1	3	0.0	0.0	0	0	0	0	0	0	0	0
Sept 16	Hou	W	S	2	2	0	0.0	0.0	0	0	0	0	0	0	0	0
Sept 23	@ Jax	W	p	0	0	0	0.0	0.0	0	0	0	0	0	0	0	0
Sept 30	Phi	W	p	2	2	0	0.0	0.0	0	0	0	0	0	1	0	0
Oct 7	@ Buf	L	p	2	1	1	0.0	0.0	0	0	0	0	0	0	0	0
Oct 14	Bal	L	IA													
Oct 21	@ LAC	L	IA													
Nov 5	@ Dal	W	IA													
Nov 11	NE	W	p	0	0	0	0.0	0.0	0	0	0	0	0	0	0	0
Nov 18	@ Ind	L	IA													
Nov 26	@ Hou	L	p	0	0	0	0.0	0.0	0	0	0	0	0	0	0	0
Dec 2	NYJ	W	p	0	0	0	0.0	0.0	0	0	0	0	0	0	0	0
Dec 6	Jax	W	p	1	1	0	0.0	0.0	0	0	0	0	0	0	0	0
Dec 16	@ NYG	W	p	0	0	0	0.0	0.0	0	0	0	0	0	0	0	0
Dec 22	Was	W	p	0	0	0	0.0	0.0	0	0	0	0	0	0	0	0
Dec 30	Ind	L	p	0	0	0	0.0	0.0	0	0	0	0	0	0	0	0
Totals	9-7	12-2	11	7	4	0.0	0.0	0.0	0	0	0	0	0	1	0	0

## WILL COMPTON'S NFL STATISTICS

### REGULAR SEASON

		TACKLES									INTERCEPTIONS					FUMBLES			
Year	Team	GP	GS	Tot	Solo	Asst	Sk	Yds	QBP	TFL	No	Yds	Lg	TD	PD	FF	FR	Yds	SpT
2013	Washington	1	0	0	0	0	0.0	0.0	NA	NA	0	0	-	0	0	0	0	0	1
2014	Washington	16	5	59	34	25	0.0	0.0	NA	NA	0	0	-	0	1	0	0	0	18
2015	Washington	16	10	122	63	59	1.0	7.0	NA	NA	1	24	24	0	6	0	1	0	5
2016	Washington	15	15	104	60	44	0.0	0.0	NA	NA	1	5	5	0	5	1	2	0	2
2017	Washington	9	3	17	12	5	0.0	0.0	NA	NA	1	2	2	0	3	0	0	0	4
2018	Tennessee	12	2	11	7	4	0.0	0.0	0	0	0	0	0	0	1	0	0	0	11
<b>NFL Totals</b>		<b>69</b>	<b>35</b>	<b>313</b>	<b>176</b>	<b>137</b>	<b>1.0</b>	<b>7.0</b>	<b>0</b>	<b>0</b>	<b>3</b>	<b>31</b>	<b>24</b>	<b>0</b>	<b>16</b>	<b>1</b>	<b>3</b>	<b>0</b>	<b>41</b>

### PLAYOFFS

		TACKLES									INTERCEPTIONS					FUMBLES			
Year	Team	GP	GS	Tot	Solo	Asst	Sk	Yds	QBP	TFL	No	Yds	Lg	TD	PD	FF	FR	Yds	SpT
2015	Washington	1	1	12	5	7	0.0	0.0	0	0	0	0	-	0	0	0	0	0	1
<b>NFL Totals</b>		<b>1</b>	<b>1</b>	<b>12</b>	<b>5</b>	<b>7</b>	<b>0.0</b>	<b>0.0</b>	<b>0</b>	<b>0</b>	<b>0</b>	<b>0</b>	<b>-</b>	<b>0</b>	<b>0</b>	<b>0</b>	<b>0</b>	<b>0</b>	<b>1</b>

#### Single-Game Highs

Tackles - 15 vs. Philadelphia (12/20/14)

Sacks - 1 at Philadelphia (12/26/15)

Interceptions - 1 (Three times, last at Seattle 11/5/17)

Forced Fumbles - 1 vs. Cleveland (10/2/16)

Fumble Recovery - 1 (Three times, last vs. Green Bay 11/20/16)

Passes Defensed - 3 at Seattle (11/5/17)

#### Playoff Single-Game Highs

Tackles - 12 vs. Green Bay (1/10/16)

Special Teams Tackles - 1 vs. Green Bay (1/10/16)

#### Additional Career Statistics

Special Teams Forced Fumble - [1 at Houston \(11/26/18\)](#)





# 78 JACK CONKLIN

TACKLE • 6'6" • 308 LBS • COLLEGE: MICHIGAN STATE

ACQUIRED: 1ST ROUND - 2016 • NFL EXPERIENCE (NFL/TITANS): 3/3

HOMETOWN: PLAINWELL, MICH.

GAMES PLAYED/GAMES STARTED: 41/41 (PLAYOFFS: 2/2)



**PRO:** With the eighth overall selection in the 2016 NFL Draft, the Titans selected former Michigan State tackle Jack Conklin. The 6-foot-6-inch, 308-pounder possesses the versatility and physical prowess to play right tackle or left tackle at the pro level. He was the first draft pick by general manager Jon Robinson who vowed to acquire "tough, physical, smart and accountable" players. Conklin made an immediate impact in his first season with the Titans by starting all 16 games and being named first-team All-Pro at right tackle. He became the first Michigan State offensive lineman to be selected in the first round since 1989 (Tony Mandarich, No. 2 overall by Green Bay) and also the highest drafted Spartan since wide receiver Charles Rogers (No. 2) in 2003.

## CAREER HIGHLIGHTS:

- In 2017, Conklin became just the fifth player in the 'Titans Era' (1999-present) to have started all 32 games from the time they were drafted through their second seasons.
- As a rookie in 2016, Conklin was named first-team Associated Press All-Pro at right tackle. He started all 16 games on the right side and was a part of an offensive front that blocked for the NFL's third-ranked rushing attack which averaged 136.7 rush yards per game.
- Became the first franchise rookie to earn first-team All-Pro honors since Jevon Kearse in 1999.
- In his final season at Michigan State, Conklin was named second-team All-American by The Associated Press and was on numerous All-Big Ten teams.

## TITANS TIDBITS:

- After not receiving a single Division I scholarship offer, Conklin began his time at Michigan State as a preferred walk-on in 2012. He impressed enough in his redshirt season to earn a scholarship in the spring of 2013.
- At Plainwell (Mich.) High School, Conklin's head coach was his father, Darren Conklin, who once was a walk-on at Michigan under Wolverines head coach Bo Schembechler.
- His mother, Jennifer Jackson, was an All-American swimmer at the University of Michigan.
- Conklin's grandfather, Ron Jackson, was a professional baseball player. He played first base for the Chicago White Sox and Boston Red Sox.
- Conklin is involved with a pediatric cancer organization called DC Strong, founded by his childhood friend Dustin Colyer, who overcame Wilms' tumor kidney cancer.
- Conklin traveled to Australia in 2015 to participate in Michigan State's study abroad International Summer Sports Program.
- Conklin hopes to one day own a farm.

## CAREER TRANSACTIONS:

- The Plainwell, Mich., native was selected by the Titans in the first round (eighth overall) of the 2016 NFL Draft.

## SEASON RECAPS:

**2018 (9/9):** Started nine games at right tackle in his third season. Was inactive for the four contests, including the first three games of the campaign. Placed on injured reserve on Dec. 11, 2018 and missed the final three games.

- At Miami (9/9), was inactive.
- Against Houston (9/16), was inactive.
- At Jacksonville (9/23), was inactive.
- Against Philadelphia (9/30), returned to the lineup as a starter at right tackle and was a part of an offensive line that helped amass 397 total yards.

- At Buffalo (10/7), started at right tackle.
- Against Baltimore (10/14), started at right tackle.
- At Los Angeles Chargers in London (10/21), started at right tackle and helped block for Titans' ball carriers to gain 164 yards on the ground.
- At Dallas (11/5), started at right tackle but left the game late in the second quarter with an injury.
- Against New England (11/11), was inactive.
- At Indianapolis (11/18), started at right tackle.
- At Houston (11/26), started at right tackle.
- Against N.Y. Jets (12/2), started at right tackle.
- Against Jacksonville (12/6), started at right tackle and helped open holes for Titans' ball carriers to gain 264 yards on the ground, including a franchise-best 238 rushing yards by Derrick Henry. Part of an offensive front that allowed just one sack for zero yards on 24 pass attempts.

**2017 (16/16, 2/2):** Started all 16 games and his first two career postseason at right tackle. Since the team became the Titans in 1999, only five of its players, including Conklin, have started all 32 games from the time they were drafted through their second seasons.

- Against Oakland (9/10), started at right tackle and was a part of an offensive line that helped produce 350 total yards and allow just one sack on 41 pass attempts.
- At Jacksonville (9/17), started at right tackle and opened holes for a rushing attack that amassed 179 yards on 36 carries (5.0 avg.). Member of a unit that allowed just one sack on 27 pass attempts.
- Against Seattle (9/24), started at right tackle and helped block for Titans' ball carriers to collect 195 rushing yards on 35 carries (5.6 avg.). Member of an offensive front that did not allow a sack on 32 pass attempts.
- Against Indianapolis (10/16), started at right tackle and was a member of an offensive front that helped produce 473 total yards and allow just one sack for one yard on 32 pass attempts.
- Against Cincinnati (11/12), started at right tackle and helped open holes for Titans' rushers to gain 180 yards on the ground.
- At Indianapolis (11/26), started at right tackle and was a part of an offensive front that did not allow a sack on 25 pass attempts.
- Against Houston (12/3), started at right tackle and helped open holes for Titans' ball carriers to gain 198 yards on 25 carries with two scores on the ground.
- At San Francisco (12/17), started at right tackle and was a part of an offensive front that allowed just one sack on 33 pass attempts.
- Against Los Angeles Rams (12/24), started at right tackle and was a member of an offensive line that allowed just one sack on 39 pass attempts.
- At Kansas City (1/6), started at right tackle in his first career postseason game and helped open holes for Titans' ball carriers to gain 202 rushing yards on 31 carries (6.5 avg.).
- At New England (1/13), started at right tackle but left the game in the first quarter with an injury.

**2016 (16/16):** Named first-team Associated Press All-Pro at right tackle. Started all 16 games at right tackle as a rookie and was a part of an offensive front that blocked for the NFL's third-ranked rushing attack which averaged 136.7 rush yards per game. Appeared in his first career NFL game as the starter at right tackle against Minnesota (9/11/16).

- Against Minnesota (9/11), made his NFL debut as the starting right tackle.
- At Detroit (9/18), started at right tackle and blocked for an offense that amassed 363 total yards in a 16-15 comeback win.
- Against Oakland (9/25), started at right tackle and was a part of an offensive line that helped produce 393 total yards and allow just one sack on 33 pass attempts.

- At Miami (10/9), started at right tackle and was a member of an offensive front that opened holes for Titans' rushers to gain 235 yards on the ground and did not allow a sack on 29 pass attempts.
- Against Cleveland (10/16), started at right tackle and blocked for an offense that compiled a season-high 407 total yards, including 137 rushing yards.
- Against Jacksonville (10/27), started at right tackle and opened holes for Titans' ball carriers to accumulate 214 yards on the ground. Was a part of an offensive front that did not allow a sack in 23 pass attempts.
- At San Diego (11/6), started at right tackle and was a part of an offensive line that did not allow a sack on 43 pass attempts.
- Against Green Bay (11/13), started at right tackle and blocked for an offense that amassed 446 total yards and six touchdowns in a 47-25 victory against the Packers.
- At Chicago (11/27), started at right tackle and was a member of an offensive front that did not allow a sack on 23 pass attempts. Blocked for Titans' ball carriers to gain 149 yards on the ground.
- Against Denver (12/11), started at right tackle and was a part of an offensive line that opened holes for Titans' rushers to amass 180 rushing yards on 42 carries in a 13-10 victory over the Broncos.
- At Kansas City (12/18), started at right tackle and helped pave the way for Titans' ball carriers to gain 148 yards on the ground. Member of an offensive front that allowed just one sack for zero yards on 33 pass attempts.

#### COLLEGE:

- The three-year letterwinner was a three-year starter at left tackle for the Spartans. He started 38 of his 39 career games (35 at left tackle, three at right tackle) and recorded more than 235 career knockdowns. Three of his career starts at left tackle came in bowl games (2014 Rose, 2015 Cotton, 2016 College Football Playoff Semifinal at Cotton Bowl).
- As a junior (2015), started 12 games at left tackle. Named All-American by numerous outlets, including Sporting News (first team), USA Today (first team), Associated Press (second team), CBS Sports (second team), Football Writers Association of America (second team), Walter Camp Football Foundation (second team), Phil Steele (third team) and SI.com (honorable mention). Became the first Spartan offensive tackle to be named a first-team All-American since Flozell Adams in 1997. Named first-team All-Big Ten by the coaches and media, as well as Associated Press, Athlon Sports, BTN.com, ESPN.com and Phil Steele. Missed two contests (Purdue and Rutgers) with a leg injury. Had 65.5 knockdowns during the regular season and graded out as a winner in eight of his 10 regular-season games. At Michigan (10/17), returned to action after missing two games and was named the Spartan Offensive Lineman of the Week after recording 7.5 knockdowns. The Spartans won the game on the final play, a mishandled punt attempt by Michigan and subsequent fumble return for a touchdown by Michigan State.
- As a sophomore (2014), started 13 games at left tackle and was named a second-team All-Big Ten selection by coaches and media. Earned first-team All-Big Ten honors by BTN.com and second-team by Athlon Sports and Phil Steele. Led team with 113.5 knockdowns, including nine dominators, and played a team-high 959 snaps. Only allowed 2.5 sacks all season. Recipient of MSU's Outstanding Underclass Lineman Award (offense) for the second year in a row.
- As a redshirt freshman (2013), started 13 games (10 at left tackle; three at right tackle) and saw action in all 14 games in his first season. Started at right tackle the first three games of the season (vs. Western Michigan, South Florida and Youngstown State) and also saw action at left tackle in the first four games. Named first-team Freshman All-American by Sporting News, CollegeFootballNews.com and the Football Writers Association of America and was named to ESPN.com Big Ten All-Freshman Team. Named Academic All-Big Ten. Credited with 55 knockdowns during the regular season.
- As a freshman (2012), redshirted as a preferred walk-on.
- Majored in interdisciplinary studies of the social sciences.

#### PERSONAL:

- Married to Caitlyn and the couple has a daughter, Riley.
- Attended Plainwell (Mich.) High School, where he started for three seasons for his father, head coach Darren Conklin.
- Earned all-state honorable mention by The Associated Press and The Detroit News as a senior in 2011. Added first-team All-Wolverine Conference and first-team All-Allegan County honors after starting at right tackle and defensive end. Registered two sacks and a team-high 80

tackles as a senior.

- Started two years as a center for his high school basketball team, averaging a double-double as a senior (17.1 points and 10.4 rebounds per game).
- Also lettered in track (shot put and discus) in high school and was a member of the National Honor Society.
- Follow Conklin on Twitter at @jack\_conklin74.
- Follow Conklin on Instagram at @jack\_conklin78.
- List of favorites: (TV show) "House of Cards"; (movie) "Gladiator"; (musician or band) Blink-182, Granger Smith; (athlete as a child) Cory Schlesinger; (childhood sports teams) Detroit Tigers, Detroit Pistons, Detroit Red Wings; (guilty pleasure) boneless chicken wings and ice cream.
- Born Jonathan Jackson Conklin on Aug. 17, 1994 in Plainwell, Mich.

## JACK CONKLIN'S NFL STATISTICS

### REGULAR SEASON

Year	Team	GP	GS
2016	Tennessee	16	16
2017	Tennessee	16	16
2018	Tennessee	9	9
<b>NFL Totals</b>		<b>41</b>	<b>41</b>

### PLAYOFFS

Year	Team	GP	GS
2017	Tennessee	2	2
<b>NFL Totals</b>		<b>2</b>	<b>2</b>

### Starts Breakdown:

2016 - RT 16; 2017 - RT 16 (Playoffs - RT 2); 2018 - RT 9

### Additional Career Statistics

Misc. Tackles - 1 (2017)



# 44 KAMALEI CORREA

OUTSIDE LINEBACKER • 6'3" • 241 LBS • COLLEGE: BOISE STATE  
ACQUIRED: TRADE (BAL) - 2018 • NFL EXPERIENCE (NFL/TITANS): 3/1  
HOMETOWN: HONOLULU, HAWAII  
GAMES PLAYED/GAMES STARTED: 38/8 (PLAYOFFS: 0/0)



**PRO:** The Titans traded for Kamalei Correa (KAH-mah-lay corr-A-uh) late in the 2018 preseason to bolster the team's depth and experience at linebacker. The 6-foot-3-inch, 241-pounder played in 25 games with four starts during his first two seasons with the Baltimore Ravens. The former 2016 second-round pick has played both inside and outside linebacker during his NFL career and also has extensive experience on special teams coverage units.

## CAREER HIGHLIGHTS:

- In 2017, Correa played in all 16 games for the first time and notched eight tackles, a pass defended and seven special teams stops.
- In 2016, Correa saw action in nine games as a rookie and posted three tackles, a pass defended and a forced fumble for the league's seventh ranked defense.

## TITANS TIDBITS:

- Correa attended St. Louis School in Honolulu, Hawaii, where he played football for two seasons with current Titans teammate Marcus Mariota.
- Correa grew up a fan of the Green Bay Packers and says he tries to pattern his game after linebacker Clay Matthews.

## CAREER TRANSACTIONS:

- The Honolulu, Hawaii, native was selected by the Baltimore Ravens in the second round (42nd overall) of the 2016 NFL Draft.
- Traded by the Ravens to the Titans in exchange for a 2019 sixth-round draft pick on Aug. 28, 2018.

## SEASON RECAPS:

**2018 (13/4 - Tennessee):** Appeared in 13 games with four starts at outside linebacker in his first season with the Titans. Collected 27 tackles, 3.5 sacks, five quarterback pressures, four tackles for loss and a forced fumble. Was inactive for three games. Led or tied for the team lead in sacks twice in 2018 (at MIA, at NYG). Tied for the team lead in quarterback pressures once in 2018 (vs. WAS). Tied for the team lead in passes defended once in 2018 (at BUF).

- At Miami (9/9), started at outside linebacker in his first game with the Titans and collected three tackles, including his first career sack and a stop for loss. Combined with Jurrell Casey to stonewall Frank Gore for a three-yard loss on a third-and-two rush off right tackle in the third quarter. Registered his first career NFL sack when he dropped Ryan Tannehill for an eight-yard loss in the fourth quarter. Teamed with Will Compton to stuff Kenyan Drake for a three-yard loss on a rush off right end late in the final stanza.
- Against Houston (9/16), played as a reserve at outside linebacker and tallied four tackles, including a sack, a tackle for loss and a quarterback pressure. Pounced on Deshaun Watson for no gain after a fumbled snap in the first quarter. Dropped Watson for a five-yard sack in the third quarter.
- At Jacksonville (9/23), was inactive.
- Against Philadelphia (9/30), saw action as a reserve at outside linebacker and notched a tackle.
- At Buffalo (10/7), played as a reserve at outside linebacker.
- Against Baltimore (10/14), saw action as a reserve at outside linebacker and amassed a career-best five tackles.
- At Los Angeles Chargers in London (10/21), started at outside linebacker and tallied three tackles, including a half sack and a stop for loss. Combined with Jurrell Casey to sack Philip Rivers for an eight-yard loss in the third quarter. Stuffed Austin Ekeler for a one-yard loss on a short pass in the fourth quarter.

- At Dallas (11/5), started at outside linebacker and posted four tackles, including a stop for loss and a quarterback pressure. Combined with Kenny Vaccaro to stop Ezekiel Elliott for a two-yard loss on a rush off left end in the first quarter.
- Against New England (11/11), started at outside linebacker and notched a tackle and a quarterback pressure.
- At Indianapolis (11/18), played as a reserve at outside linebacker and collected a tackle.
- At Houston (11/26), saw action as a reserve at outside linebacker and recorded a tackle.
- Against N.Y. Jets (12/2), was inactive.
- Against Jacksonville (12/6), was inactive.
- At N.Y. Giants (12/16), played as a reserve at outside linebacker and posted a sack and a forced fumble in the Titans' first shutout win since 2000. Set up the Titans' second touchdown by strip-sacking Eli Manning and the fumble was recovered by Jurrell Casey at the New York 15-yard line in the third quarter.
- Against Washington (12/22), saw action as a reserve at outside linebacker and totaled three tackles and two quarterback pressures.
- Against Indianapolis (12/30), played as a reserve at outside linebacker and on special teams.

**2017 (16/3 - Baltimore):** Saw action in all 16 games with three starts at linebacker. Collected eight tackles and a pass defended on defense. Tallied seven special teams tackles on coverage units.

• At Cincinnati (9/10), earned his second-career start and notched a career-best three solo tackles for a defense that forced five turnovers and posted the 11th shutout in franchise history.

- Against Cleveland (9/17), started as part of a unit that forced five turnovers for the second-consecutive game.

**2016 (9/1 - Baltimore):** Appeared in nine games with one start during his rookie season and totaled three tackles, a pass defended and a forced fumble for a defense that allowed the NFL's fifth-fewest rushing yards (89.4 ypg) and ranked seventh overall (322.1 ypg). Placed on injured reserve on Dec. 24, 2016 and missed the final two contests. Was inactive for five games.

- At Jacksonville (9/25), saw his first-career action from scrimmage and notched a pass defended for a unit that limited the Jaguars to 216 total yards of offense in the 19-17 win. Also posted his first-career special teams tackle.
- At N.Y. Jets (10/23), made his first career start and established a career-high three tackles and recorded his first career forced fumble that was recovered by Timmy Jernigan.

## COLLEGE:

- Played in 40 games at Boise State, making 27 consecutive starts to round out his three-year career.
- Started every game in his final two seasons before declaring for the NFL Draft after his junior campaign.
- As a junior (2015), led the team with seven sacks and 11 tackles for loss, also recording a career-high three forced fumbles.
- Named Defensive MVP of the 2015 Poinsettia Bowl after posting four tackles, two sacks for 17 yards, 2.5 tackles for loss and a forced fumble in his final collegiate performance.
- As a sophomore (2014), earned first-team All-Conference honors after setting career bests with 59 tackles, 12 sacks (led Mountain West), 19 tackles for loss and two passes defended.
- As a freshman (2013), appeared in 13 games and recorded 12 tackles, a



sack for 14 yards and 1.5 tackles for loss.  
 • Majored in general studies at Boise State.

#### PERSONAL:

- Attended St. Louis School (Honolulu, Hawaii), where he was a three-year letterwinner and was named first-team All-Interscholastic League of Hawaii (I/II) on the defensive line as a senior.
- Earned academic recognition as a junior and senior after being twice named to the Honor Roll, as well as serving on the student council both years.
- Also lettered twice in basketball.
- Follow Correa on Twitter and on Instagram at @kamalei\_correa.
- Born Kamalei Correa on April 27, 1994 in Honolulu, Hawaii.

## KAMALEI CORREA'S GAME-BY-GAME

### 2016 Baltimore Ravens

Date	Opp	W/L	P/S	Tot	Solo	Asst	Sk	- Yds	QBP	TFL	Int	- Yds	-TD	PD	FF	FR	- Yds	SpT
Sept 11	Buf	W	p	0	0	0	0.0	0.0	NA	NA	0	0	0	0	0	0	0	NA
Sept 18	@ Cle	W	p	0	0	0	0.0	0.0	NA	NA	0	0	0	0	0	0	0	NA
Sept 25	@ Jax	W	p	0	0	0	0.0	0.0	NA	NA	0	0	0	1	0	0	0	NA
Oct 2	Oak	L	p	0	0	0	0.0	0.0	NA	NA	0	0	0	0	0	0	0	NA
Oct 9	Was	L	IA															
Oct 16	@ NYG	L	p	0	0	0	0.0	0.0	NA	NA	0	0	0	0	0	0	0	NA
Oct 23	@ NYJ	L	S	3	2	1	0.0	0.0	NA	NA	0	0	0	0	1	0	0	NA
Nov 6	Pit	W	IA															
Nov 10	Cle	W	IA															
Nov 20	@ Dal	L	p	0	0	0	0.0	0.0	NA	NA	0	0	0	0	0	0	0	NA
Nov 27	Cin	W	IA															
Dec 4	Mia	W	IA															
Dec 12	@ NE	L	p	0	0	0	0.0	0.0	NA	NA	0	0	0	0	0	0	0	NA
Dec 18	Phi	W	p	0	0	0	0.0	0.0	NA	NA	0	0	0	0	0	0	0	NA
Dec 25	@ Pit	L		Placed on injured reserve on Dec. 24, 2016														
Jan 1	@ Cin	L																
<b>Totals</b>			<b>8-8</b>	<b>9/1</b>	<b>3</b>	<b>2</b>	<b>1</b>	<b>0.0</b>	<b>0.0</b>	<b>NA</b>	<b>NA</b>	<b>0</b>	<b>0</b>	<b>0</b>	<b>1</b>	<b>1</b>	<b>0</b>	<b>1</b>

### 2017 Baltimore Ravens

Date	Opp	W/L	P/S	Tot	Solo	Asst	Sk	- Yds	QBP	TFL	Int	- Yds	-TD	PD	FF	FR	- Yds	SpT
Sept 10	@ Cin	W	S	3	3	0	0.0	0.0	NA	NA	0	0	0	0	0	0	0	NA
Sept 17	Cle	W	S	1	0	1	0.0	0.0	NA	NA	0	0	0	0	0	0	0	NA
Sept 24	@ Jax	L	p	2	2	0	0.0	0.0	NA	NA	0	0	0	1	0	0	0	NA
Oct 1	Pit	L	S	2	1	1	0.0	0.0	NA	NA	0	0	0	0	0	0	0	NA
Oct 8	@ Oak	W	p	0	0	0	0.0	0.0	NA	NA	0	0	0	0	0	0	0	NA
Oct 15	Chi	L	p	0	0	0	0.0	0.0	NA	NA	0	0	0	0	0	0	0	NA
Oct 22	@ Min	L	p	0	0	0	0.0	0.0	NA	NA	0	0	0	0	0	0	0	NA
Oct 26	Mia	W	p	0	0	0	0.0	0.0	NA	NA	0	0	0	0	0	0	0	NA
Nov 5	@ Ten	L	p	0	0	0	0.0	0.0	NA	NA	0	0	0	0	0	0	0	NA
Nov 19	@ GB	W	p	0	0	0	0.0	0.0	NA	NA	0	0	0	0	0	0	0	NA

Nov 27	Hou	W	p	0	0	0	0.0	0.0	NA	NA	0	0	0	0	0	0	0	NA
Dec 3	Det	W	p	0	0	0	0.0	0.0	NA	NA	0	0	0	0	0	0	0	NA
Dec 10	@ Pit	L	p	0	0	0	0.0	0.0	NA	NA	0	0	0	0	0	0	0	NA
Dec 17	@ Cle	W	p	0	0	0	0.0	0.0	NA	NA	0	0	0	0	0	0	0	NA
Dec 23	Ind	W	p	0	0	0	0.0	0.0	NA	NA	0	0	0	0	0	0	0	NA
Dec 31	Cin	L	p	0	0	0	0.0	0.0	NA	NA	0	0	0	0	0	0	0	NA
<b>Totals</b>			<b>9-7</b>	<b>16/3</b>	<b>8</b>	<b>6</b>	<b>2</b>	<b>0.0</b>	<b>0.0</b>	<b>NA</b>	<b>NA</b>	<b>0</b>	<b>0</b>	<b>0</b>	<b>1</b>	<b>0</b>	<b>0</b>	<b>7</b>

### 2018 Tennessee Titans

Date	Opp	W/L	P/S	Tot	Solo	Asst	Sk	- Yds	QBP	TFL	Int	- Yds	-TD	PD	FF	FR	- Yds	SpT
Sept 9	@ Mia	L	S	3	2	1	1.0	8.0	0	1	0	0	0	0	0	0	0	0
Sept 16	Hou	W	p	4	3	1	1.0	5.0	1	1	0	0	0	0	0	0	0	0
Sept 23	@ Jax	W	IA															
Sept 30	Phi	W	p	1	0	1	0.0	0.0	0	0	0	0	0	0	0	0	0	0
Oct 7	@ Buf	L	p	0	0	0	0.0	0.0	0	0	0	0	0	0	0	0	0	0
Oct 14	Bal	L	p	5	4	1	0.0	0.0	0	0	0	0	0	0	0	0	0	0
Oct 21	@ LAC	L	S	3	2	1	0.5	4.0	0	1	0	0	0	0	0	0	0	0
Nov 5	@ Dal	W	S	4	3	1	0.0	0.0	1	1	0	0	0	0	0	0	0	0
Nov 11	NE	W	S	1	0	1	0.0	0.0	1	0	0	0	0	0	0	0	0	0
Nov 18	@ Ind	L	p	1	1	0	0.0	0.0	0	0	0	0	0	0	0	0	0	0
Nov 26	@ Hou	L	p	1	0	1	0.0	0.0	0	0	0	0	0	0	0	0	0	0
Dec 2	NYJ	W	IA															
Dec 6	Jax	W	IA															
Dec 16	@ NYG	W	p	1	1	0	1.0	2.0	0	0	0	0	0	0	0	1	0	0
Dec 22	Was	W	p	3	1	2	0.0	0.0	2	0	0	0	0	0	0	0	0	0
Dec 30	Ind	L	p	0	0	0	0.0	0.0	0	0	0	0	0	0	0	0	0	0
<b>Totals</b>			<b>9-7</b>	<b>13/4</b>	<b>27</b>	<b>17</b>	<b>10</b>	<b>3.5</b>	<b>19.0</b>	<b>5</b>	<b>4</b>	<b>0</b>	<b>0</b>	<b>0</b>	<b>0</b>	<b>1</b>	<b>0</b>	<b>0</b>

## KAMALEI CORREA'S NFL STATISTICS

### REGULAR SEASON

Year	Team	GP GS		TACKLES							INTERCEPTIONS					FUMBLES			
				Tot	Solo	Asst	Sk	Yds	QBP	TFL	No	Yds	Lg	TD	PD	FF	FR	Yds	SpT
2016	Baltimore	9	1	3	2	1	0.0	0.0	NA	NA	0	0	0	0	1	1	0	0	1
2017	Baltimore	16	3	8	6	2	0.0	0.0	NA	NA	0	0	0	0	1	0	0	0	7
2018	Tennessee	13	4	27	17	10	3.5	19.0	5	4	0	0	0	0	0	1	0	0	0
<b>NFL Totals</b>		<b>38</b>	<b>8</b>	<b>38</b>	<b>25</b>	<b>13</b>	<b>3.5</b>	<b>19.0</b>	<b>5</b>	<b>4</b>	<b>0</b>	<b>0</b>	<b>0</b>	<b>0</b>	<b>2</b>	<b>2</b>	<b>0</b>	<b>0</b>	<b>8</b>

### Single-Game Highs

Tackles - **5 vs. Baltimore (10/14/18)**  
 Sacks - **1 (Three times, last at N.Y. Giants 12/16/18)**  
 Tackles for Loss - **1 (Four times, last at Dallas 11/5/18)**  
 Passes Defensed - **1 (Twice, last at Jacksonville 9/24/17)**

Forced Fumbles - **1 (Twice, last at N.Y. Giants 12/16/18)**



# 29 DANE CRUIKSHANK

DEFENSIVE BACK • 6'1" • 209 LBS • COLLEGE: ARIZONA  
ACQUIRED: 5TH ROUND - 2018 • NFL EXPERIENCE: ROOKIE  
HOMETOWN: CHINO HILLS, CALIF.  
GAMES PLAYED/GAMES STARTED: 12/0 (PLAYOFFS: 0/0)



**PRO:** The Titans traded up to select Dane Cruikshank with the 152nd overall pick in the fifth round of the 2018 NFL Draft. The 6-foot-1 inch, 209-pound defender possess above average size and speed for a defensive back, and was coveted for his versatility, having played safety, and both inside and outside cornerback at Arizona. Cruikshank started all 25 games during his two seasons as a Wildcat and provided a steady presence in both the run game and pass coverage.

#### CAREER HIGHLIGHTS:

- From 2016-17, Cruikshank started 25 consecutive games at Arizona after transferring from Citrus College.

#### TITANS TIDBITS:

- Cruikshank credits his grandparents and his mother for his success in life. "My grandparents have provided for their whole family, and they've helped everyone in the family be successful at whatever they choose to do. My mom, (Beverley Jackson, a hair stylist) she's been able to raise her kids by working hard and never taking days off. She loves us and gives us everything we need."
- Growing up a Southern California fan, his most memorable college football moment was playing in the Coliseum. Cruikshank posted 10 tackles and one interception in the contest.
- Cruikshank's nickname is 'Smooove.' He wore jersey No. 2 in high school, earning the nickname '2 Smooove,' which was then shortened to Smooove.
- He lists owning his own business as a goal on his bucket list. He would one day like to open his own training facility.

#### CAREER TRANSACTIONS:

- The Chino Hills, Calif., native was selected by the Titans in the fifth round (152nd overall) of the 2018 NFL Draft.

#### SEASON RECAPS:

**2018 (12/0):** Played in 12 games as a reserve in his rookie campaign and ranked fourth on the squad with eight special teams tackles. Collected a 66-yard touchdown reception on a fake punt and a 39-yard kickoff return on a reverse. Registered two tackles on defense. Was inactive for four games. Led or tied for the team lead in special teams tackles four times in 2018 (vs. HOU, at BUF, at LAC, vs. IND). Led the team in receiving yards once in 2018 (vs. HOU). Saw action in his first career NFL game at Miami (9/9/18). Named AFC Special Teams Player of the Week after leading the team with two special teams tackles and notching a 66-yard touchdown reception on a fake punt against Houston (9/16/18).

- At Miami (9/9), made his NFL debut as a reserve on special teams and notched a stop on coverage units.
- Against Houston (9/16), named AFC Special Teams Player of the Week after leading the team with two special teams tackles and notching a touchdown on a fake punt. Gave the Titans a 7-0 lead with a 66-yard touchdown reception from Kevin Byard on a fake punt early in the first quarter. Cruikshank became the first primarily defensive player in team annals to record a touchdown reception.
- At Jacksonville (9/23), saw action as a reserve on special teams. Snuffed out a fake punt and slowed down Corey Grant allowing LeShaun Sims to make the tackle short of the first down in the first quarter.
- Against Philadelphia (9/30), played as a reserve on special teams and limited snaps at safety.
- At Buffalo (10/7), saw action as a reserve on special teams and collected a stop on coverage units.
- Against Baltimore (10/14), played as a reserve at safety and amassed

two tackles. Stuffed Nick Boyle for a one-yard loss on a short pass in the fourth quarter.

- At Los Angeles Chargers in London (10/21), led the team with two special teams tackles on coverage units.
- At Dallas (11/5), left the game with an injury after the opening kickoff.
- Against New England (11/11), was inactive.
- At Indianapolis (11/18), played as a reserve on special teams.
- At Houston (11/26), was inactive.
- Against N.Y. Jets (12/2), was inactive.
- Against Jacksonville (12/6), was inactive.
- At N.Y. Giants (12/16), played as a reserve on special teams and collected a tackle on coverage units.
- Against Washington (12/22), saw action as a reserve on special teams and limited snaps at safety.
- Against Indianapolis (12/30), played as a reserve on special teams and tied for the team lead with a tackle on coverage units. Returned the opening kickoff 39 yards after taking a reverse from Darius Jennings.

#### COLLEGE:

- During a two-year career at Arizona, he started all 25 games at 'spur' safety and cornerback. Cruikshank recorded 135 tackles, 1.5 sacks, seven tackles for loss, 17 passes defended, one forced fumble and intercepted five passes for 68 yards.
- Prior to Arizona, he played two seasons at Citrus College.

**AS A SENIOR (2017),** started all 13 games after switching to spur safety from cornerback. Ranked fifth on the team with 75 tackles. Also posted 1.5 sacks, 5.5 tackles for loss, eight passes defended, one forced fumble and three interceptions for 65 yards as a Wildcat. Voted as a team captain by his teammates.

- At Southern California (11/4), tallied 10 tackles and one interception.
- At Oregon (11/18), recorded one 64-yard interception return and six tackles.
- Against Purdue (12/27), totaled eight tackles, one sack and three passes defended in the Foster Farms Bowl.

**AS A REDSHIRT JUNIOR (2016),** started all 13 games at cornerback in his first season at Arizona and finished fourth on the team in tackles with 60. Tied for the team lead with a pair of interceptions. Also tallied 1.5 tackles for loss and nine passes defended.

- Totaled nine tackles in consecutive games, against Colorado (11/12) and at Oregon State (11/19).

**AS A JUNIOR (2015),** redshirted after transferring to Arizona.

**AS A SOPHOMORE (2014),** saw action in 10 games as an Owl and notched 45 tackles, a tackle for loss, four passes defended and one interception for 29 yards. Named first-team all-state.

**AS A FRESHMAN (2013),** appeared in all 11 games for Citrus College and posted five tackles and one forced fumble. Caught four passes for 147 yards and one touchdown, and added five kick returns for 103 yards.

- Graduated in May 2017 from Arizona with a degree in general studies.

#### PERSONAL:

- Attended Ayala (Chino Hills, Calif.), High School where he played cornerback, safety, wide receiver, running back and return specialist.
- Also ran track as a high school athlete.
- List of favorites: (TV show) "Power"; (movies) "Friday," "Black Panther"

and "Avengers: Infinity War"; (musician or band) Meek Mill, Drake, Migos and YoungBoy; (food) seafood; (childhood sports team) Los Angeles Lakers; and (guilty pleasure) peach cobbler or sour candy.

- He has three siblings, two older sisters and one younger brother.
- Follow Cruikshank on Twitter and Instagram at @Dane2Smoove.
- Born Dane Ashton Cruikshank on April 27, 1995 in Los Angeles, Calif.

## DANE CRUIKSHANK'S COLLEGE STATISTICS

REGULAR SEASON			TACKLES								INTERCEPTIONS						FUMBLES			
Year	Team	GP	GS	Tot	Solo	Asst	Sk	Yds	QBP	TFL	No	Yds	Lg	TD	PD	FF	FR	Yds	SpT	
2016	Arizona	12	12	60	53	7	0.0	0.0	0	1.5	2	3	3	0	9	0	0	-	0	
2017	Arizona	13	13	75	55	20	1.5	13.0	0	5.5	3	65	64	0	8	1	0	-	0	
NFL Totals		25	25	135	108	27	1.5	13.0	0	7.0	5	68	64	0	17	1	0	-	0	

### Single-Game Highs

Tackles - 10 vs. Southern California (11/4/17)

Interceptions - 1 (Five times, last at Oregon 11/18/17)

Sacks - 1 vs. Purdue (12/27/17)

Tackles for Loss - 1 (Four times, last vs. Purdue 12/27/17)

Forced Fumble - 1 vs. Houston (9/9/17)

Passes Defensed - 3 vs. Purdue 12/27/17

## DANE CRUIKSHANK'S DEFENSIVE GAME-BY-GAME

2018 Tennessee Titans																			
Date	Opp	W/L	P/S	Tot	Solo	Asst	Sk	- Yds	QBP	TFL	Int	Yds	TD	PD	FF	FR	Yds	SpT	
Sept 9	@ Mia	L	p	0	0	0	0.0	0.0	0	0	0	0	0	0	0	0	0	0	1
Sept 16	Hou	W	p	0	0	0	0.0	0.0	0	0	0	0	0	0	0	0	0	0	2
Sept 23	@ Jax	W	p	0	0	0	0.0	0.0	0	0	0	0	0	0	0	0	0	0	0
Sept 30	Phi	W	p	0	0	0	0.0	0.0	0	0	0	0	0	0	0	0	0	0	0
Oct 7	@ Buf	L	p	0	0	0	0.0	0.0	0	0	0	0	0	0	0	0	0	0	1
Oct 14	Bal	L	p	2	2	0	0.0	0.0	0	0	0	0	0	0	0	0	0	0	0
Oct 21	@ LAC	L	p	0	0	0	0.0	0.0	0	0	0	0	0	0	0	0	0	0	2
Nov 5	@ Dal	W	p	0	0	0	0.0	0.0	0	0	0	0	0	0	0	0	0	0	0
Nov 11	NE	W	IA																
Nov 18	@ Ind	L	p	0	0	0	0.0	0.0	0	0	0	0	0	0	0	0	0	0	0
Nov 26	@ Hou	L	IA																
Dec 2	NYJ	W	IA																
Dec 6	Jax	W	IA																
Dec 16	@ NYG	W	p	0	0	0	0.0	0.0	0	0	0	0	0	0	0	0	0	0	1
Dec 22	Was	W	p	0	0	0	0.0	0.0	0	0	0	0	0	0	0	0	0	0	0
Dec 30	Ind	L	p	0	0	0	0.0	0.0	0	0	0	0	0	0	0	0	0	0	1
Totals				9-7	12/0	2	2	0	0.0	0.0	0	0	0	0	0	0	0	0	8

## DANE CRUIKSHANK'S NFL STATISTICS

REGULAR SEASON				TACKLES							INTERCEPTIONS					FUMBLES			
Year	Team	GP	GS	Tot	Solo	Asst	Sk	Yds	QBP	TFL	No	Yds	Lg	TD	PD	FF	FR	Yds	SpT
2018	Tennessee	12	0	2	2	0	0.0	0.0	0	0	0	0	0	0	0	0	0	0	8
NFL Totals		12	0	2	2	0	0.0	0.0	0	0	0	0	0	0	0	0	0	0	8

### Single-Game Highs

Tackles - 2 vs. Baltimore (10/14/18)

Special Teams Tackles - 2 (Twice, last at L.A. Chargers (10/21/18))

### Additional Statistics

Receptions - 1 for 66 yards and a touchdown vs. Houston (9/16/18)

Kickoff Returns - 1 for 39 yards vs. Indianapolis (12/30/18)





# 12 AUSTIN DAVIS

QUARTERBACK • 6'2" • 221 LBS • COLLEGE: SOUTHERN MISSISSIPPI  
ACQUIRED: FREE AGENT - 2018  
NFL EXPERIENCE (NFL/TITANS): 7/1 • HOMETOWN: MERIDIAN, MISS.  
GAMES PLAYED/GAMES STARTED: 16/10 (PLAYOFFS: 0/0)



**PRO:** The Titans originally signed Austin Davis in Week 4 of the 2018 regular season to provide depth among the team's quarterbacks and re-signed him prior to the 2018 regular season finale. Prior to his arrival in Tennessee, Davis spent time with the St. Louis Rams, Miami Dolphins, Cleveland Browns, Denver Broncos and Seattle Seahawks. During his first six NFL campaigns (2012-17), he has appeared in 16 games with 10 starts and has amassed 2,548 passing yards and 13 touchdowns.

### CAREER HIGHLIGHTS:

- In 2014, Davis appeared in 10 games with eight starts for the St. Louis Rams and connected on 180 of 284 passes for 2,001 yards and 12 touchdowns.

### TITANS TIDBITS:

- Davis was a walk-on at Southern Mississippi who went on to pass Brett Favre in nearly every major statistical record.
- Davis was drafted by the Boston Red Sox in the 31st round of the 2012 MLB Draft. His brother, Bo, was drafted by the San Diego Padres and his cousin, Jason Smith, was a nine-year MLB veteran.

### CAREER TRANSACTIONS:

- The Meridian, Miss., native was originally signed by the St. Louis Rams as a rookie free agent on May 8, 2012.
- Waived by the Rams on Aug. 31, 2013.
- Signed by the Miami Dolphins to their practice squad on Sept. 10, 2013.
- Released from the Dolphins' practice squad on Sept. 17, 2013.
- Signed by the Rams as a free agent on Oct. 23, 2013.
- Released by the Rams on Sept. 5, 2015.
- Signed by the Cleveland Browns as a free agent on Sept. 7, 2015.
- Released by the Browns on Aug. 29, 2016.
- Signed by the Denver Broncos as a free agent on Sept. 3, 2016.
- Released by the Broncos on Dec. 23, 2016.
- Signed by the Seattle Seahawks as a free agent on June 5, 2017.
- Released by the Seahawks on Sept. 7, 2018.
- Signed by the Titans as a free agent on Sept. 25, 2018.
- Released by the Titans on Oct. 9, 2018.
- Signed by the Titans as a free agent on Dec. 24, 2018.

### SEASON RECAPS:

**2018 (0/0 - Tennessee):** Spent two different stints on the Titans active roster and did not play as backup for two games and was inactive for another.

- Against Philadelphia (9/30), did not play as the backup quarterback.
- At Buffalo (10/7), was inactive.
- Against Indianapolis (12/30), did not see action as the backup quarterback.

**2017 (3/0 - Seattle):** Appeared in three games as a reserve and did not register any passing statistics. Had one rush for minus one yard.

**2016 (0/0 - Denver):** Spent the majority of the campaign with the Broncos. Was inactive 12 games, did not play in two other contests and was waived before Week 16.

**2015 (3/2 - Cleveland):** Played in three games with two starts and completed 56 of 94 passes for 547 yards with one touchdown and three interceptions. Did not play in seven contests and was inactive six games.

- Against Baltimore (11/30), in his Browns debut, completed seven of 10 passes for 77 yards with one touchdown after entering game in fourth quarter following a Josh McCown injury. During 71-yard touchdown drive

in fourth quarter, completed all six pass attempts for 71 yards, capped by 42-yard touchdown to Travis Benjamin that tied game, 28-28.

- Against Cincinnati (12/6), started and completed 25 of 38 passes for 230 yards with no touchdowns and one interception.
- Against Pittsburgh (1/3), started at quarterback, completing 24 of 46 attempts for 240 yards with two interceptions. Rushed for 22 yards on three carries.

**2014 (10/8 - St. Louis):** Completed 180 of 284 passes for 2,001 yards and 12 touchdowns with nine interceptions for a 85.1 passer rating. Rushed 16 times for 36 yards.

- Against Minnesota (9/7), made his NFL debut in the second half and completed 16 passes for 192 yards.
- At Tampa Bay (9/14), made his first career NFL start and completed 22 passes for 235 yards for a 99.1 passer rating in leading the Rams to victory. His 75.9 completion percentage was the second highest average among any starting quarterback in his first career start (minimum 20 attempts) behind Packers quarterback Aaron Rodgers (81.8).
- Against Dallas (9/21), started at quarterback and threw his first career touchdown to pass to Lance Kendricks on a one-yard pass in the first quarter. Completed 32 of 40 passes for 327 yards and three touchdowns for a 98.0 passer rating. Connected with Brian Quick for a 51-yard touchdown pass, the longest pass of his career.
- At Philadelphia (10/5), started at quarterback and completed 29 of 49 passes for 375 yards and three touchdowns with a quarterback rating of 103.7. Was the first quarterback to rack up 300-plus yards and three touchdowns in back-to-back weeks since 2001 when Kurt Warner accomplished the feat. Also rushed for 30 yards on three carries.
- Against San Francisco (10/13), started at quarterback and completed 21 of 42 passes for 236 yards and one touchdown.
- Against Seattle (10/16), started at quarterback and completed 18 of 21 passes for 152 yards and two touchdowns. His 85.7 completion percentage tied for the second highest single-game completion percentage with Jim Everett in Rams single-game history. His 128.6 quarterback rating was the highest single-game rating since by a Rams quarterback since 2000 when Marc Bulger accomplished the feat (11/20/05).

**2013 (0/0 - Miami; 0/0 - St. Louis):** Spent training camp with the Rams before being signed to the Dolphins' practice squad. Signed to Rams active roster during Week 8 and was active for the final nine games, but did not play.

**2012 (0/0 - St. Louis):** Dressed but did not play in Week 1 and was inactive the remainder of the season.

### COLLEGE:

- Attended Southern Mississippi (2007-11) and set single-season and career school records for touchdowns, passing yards and completion percentages. Passed Brett Favre in nearly every major statistical record in school history.
- As a senior (2011), led Southern Miss to 12 wins and a Conference USA championship. Threw for a school record 3,331 yards in 2011 and was named the 2011 Burlsworth Trophy winner and won the Connerly Trophy as the nation's top former walk-on and top player in Mississippi, respectively.
- As a junior (2010), earned second-team All-Conference USA honors and was a Conference USA All-Academic honoree. Started in all 12 games and posted 2,898 yards on 259 of 410 passing attempts with 18 touchdowns and just six interceptions.

- As a sophomore (2009), started first five games before suffering a season-ending foot injury at UAB (10/1). Completed 108 of 156 passing attempts for 1,165 yards with 10 touchdown passes and just two interceptions. Rushed for 63 yards on 50 rushes and two touchdowns.
- As a redshirt freshman (2008), became the first freshman to start the season at quarterback since 1991 and third overall since 1950. Threw for school single-season record 3,128 yards and notched 15 school records including single game marks for passing yards (461), total offense (446), total offensive plays (71), completions (33), passing attempts (61) and rushing touchdowns (five), most points (30) and most touchdowns (five), along with season marks for total offensive yards (3,636), completions (261), attempts (454), TDs responsible for (32) and total plays (609).
- As a true freshman (2007), redshirted.
- Earned a degree in business administration from Southern Mississippi.

touchdowns and rushed for 600 yards with six touchdowns.

- Received all-area honors and participated in the Mississippi/Alabama All-Star game.
- Also named all-state in baseball.
- Follow Davis on Twitter and Instagram at @ADavis1025.
- Born Austin Phil Davis on June 2, 1989 in Meridian, Miss.

#### PERSONAL:

- Attended West Lauderdale (Collinsville, Miss.) High School.
- As a high school senior, threw for 1,100 yards passing with 15

## AUSTIN DAVIS' TITANS GAME-BY-GAME

2018 Tennessee Titans				PASSING											RUSHING					COMBINED RUSH + PASS	
Date	Opp	W/L	P/S	Att	Cmp	Pct	Yds	Yds/Att	TD	Int	Lg	Sk	Lst	Rating	Att	Yds	Avg	Lg	TD	Yards	Touchdowns
Sept 30	Phi	W	DNP																		
Oct 7	@ Buf	L	IA																		
Oct 14	Bal																				
Oct 21	@ LAC																				
Nov 5	@ Dal																				
Nov 11	NE																				
Nov 18	@ Ind																				
Nov 26	@ Hou																				
Dec 2	NYJ																				
Dec 6	Jax																				
Dec 16	@ NYG																				
Dec 22	Was																				
Dec 30	Ind	L	DNP																		
<b>Totals</b>		<b>1-2</b>	<b>0/0</b>	<b>0</b>	<b>0</b>	<b>0.0</b>	<b>0</b>	<b>0.0</b>	<b>0</b>	<b>0</b>	<b>0</b>	<b>0</b>	<b>0</b>	<b>0.0</b>	<b>0</b>	<b>0</b>	<b>0.0</b>	<b>0</b>	<b>0</b>	<b>0</b>	<b>0</b>

## AUSTIN DAVIS' NFL STATISTICS

REGULAR SEASON					PASSING										RUSHING				
Year	Team	GP/GS	Att	Cmp	Pct	Yds	Yd/Att	TD	INT	Lg	Sk	Yds	Rat	Att	Yds	Avg	Lg	TD	
2012	STL	0/0	0	0	0.0	0	0.0	0	0	0	0	0	0.0	0	0	0.0	0	0	
2013	STL	0/0	0	0	0.0	0	0.0	0	0	0	0	0	0.0	0	0	0.0	0	0	
2014	STL	10/8	284	180	63.4	2,001	7.0	12	9	59t	29	179	85.1	16	36	2.3	12	0	
2015	CLE	3/2	94	56	59.6	547	5.8	1	3	42t	11	96	66.2	7	33	4.7	17	0	
2016	DEN	0/0	0	0	0.0	0	0.0	0	0	0	0	0	0.0	0	0	0.0	0	0	
2017	SEA	3/0	0	0	0.0	0	0.0	0	0	0	0	0	0.0	1	-1	-1.0	-1	0	
2018	TEN	0/0	0	0	0.0	0	0.0	0	0	0	0	0	0.0	0	0	0.0	0	0	
NFL Totals		16/10	378	236	62.4	2,548	6.7	13	12	59t	40	275	80.4	24	68	2.8	17	0	

Regular Season Career record as starter: 3-7 (.300)

#### Single-Game Highs

Attempts - 49 at Philadelphia (10/5/14)  
 Completions - 30 vs. Dallas (9/21/14)  
 Passing Yards - 375 at Philadelphia (10/5/14)  
 Touchdown Passes - 3 (Twice, last at Philadelphia 10/5/14)  
 Long Completion - 59t at Arizona (11/9/14)

Rushes - 3 (Four times, last vs. Pittsburgh 1/3/16)  
 Rushing Yards - 30 at Philadelphia (10/5/14)  
 Long Rush - 17 vs. Pittsburgh (1/3/16)



# 84 COREY DAVIS

WIDE RECEIVER • 6'3" • 209 LBS • COLLEGE: WESTERN MICHIGAN  
ACQUIRED: 1ST ROUND - 2017 • NFL EXPERIENCE (NFL/TITANS): 2/2  
HOMETOWN: WHEATON, ILL.  
GAMES PLAYED/GAMES STARTED: 27/25 (PLAYOFFS: 2/2)



**PRO:** The Titans selected Corey Davis with the fifth-overall pick in the 2017 NFL Draft, which was obtained in a 2016 trade with the Los Angeles Rams. As a rookie, Davis saw action in 11 games and notched 34 catches for 375 yards. The 6-foot-3-inch, 209-pound wide receiver brings a complete skill set to his position, excelling in route running, making plays after the catch, and blocking. His 5,285 receiving yards at Western Michigan set an all-time FBS record, and he became the second player in FBS history to record 52 career receiving touchdowns. Davis became the highest drafted player from Western Michigan and the first first-rounder from the school since Jason Babin in 2004. The fifth pick was the highest selection ever used by the Titans/Oilers on a wide receiver by 11 slots, topping the 1998 choice of Kevin Dyson with the 16th pick.

## CAREER HIGHLIGHTS:

- In a playoff game at New England on Jan. 13, 2018, Davis caught two touchdown passes to tie the franchise single-game postseason record (five previous times). He became the first player to accomplish the feat in the postseason since wide receiver Haywood Jeffires did so at Buffalo on Jan. 3, 1993. Davis was the first NFL rookie with two touchdown receptions in a playoff game since Panthers receiver Kelvin Benjamin on Jan. 10, 2015.
- In Week 1 of the 2017 season, Davis caught six passes for 69 yards. This reception total ranks second among all rookies in Week 1 games in the "Titans era" (1999-present).
- Davis set an FBS all-time record with 5,285 career receiving yards.
- In 2016, Davis was a consensus All-American selection after tying for the FBS lead with 19 touchdown receptions, ranking seventh nationally with 1,500 receiving yards, and ranking eighth with 97 catches.
- Davis set Western Michigan records for single-season touchdown receptions (19), single-game receiving yards (272), touchdown receptions in a bowl game (three), career receptions (332), career touchdown receptions (52) and career receiving yards (5,285).

## TITANS TIDBITS:

- Davis and his six siblings survived a tough economic upbringing in Wheaton, Ill. While he has always maintained a loving relationship with his parents, Olasheni Timson and Michelle Davis, he made the decision as a high school junior to move into the home of Robin and Dan Graham, who became his legal guardians. Dan, Corey Davis' youth football coach, was an offensive lineman for the Tampa Bay Buccaneers. His son, Ryan Graham, played youth and high school football with Davis and currently plays quarterback at Northern Illinois.
- Davis' brother, Titus, played football at Central Michigan and was signed by the Chargers as a rookie free agent in 2015. Titus also spent time with the Jets and Bills before signing with the Bears during the 2017 offseason.
- One of Davis' favorite quotes is "Never die easy" by Walter Payton, who used the saying as the title to his autobiography.

## CAREER TRANSACTIONS:

- The Wheaton, Ill., native was selected by the Titans in the first round (fifth overall) of the 2017 NFL Draft.

## SEASON RECAPS:

**2018 (16/16):** Started all 16 games at wide receiver and led the team with 65 catches, 891 receiving yards and four receiving touchdowns which were all career-highs. Rushed six times for 55 yards. Led or tied for the team lead in receptions 10 times in 2018 (at MIA, vs. HOU, vs. PHI, at BUF, at DAL, vs. NE, vs. NYJ, at NYG, vs. WAS, vs. IND). Led the team in receiving yards eight times in 2018 (at MIA, at JAX, vs. PHI, at BUF, vs.

NE, at HOU, at NYG, vs. IND). Led the team in rushing yards once in 2018 (at HOU). Has two career 100-yard receiving performances, both in 2018 (vs. PHI, vs. NE). Posted his first career regular season touchdown against Philadelphia (9/30/18). Posted career-highs with nine receptions and 161 receiving yards against Philadelphia (9/30/18).

- At Miami (9/9), started at wide receiver and led the team with six receptions and 62 receiving yards. Extended the Titans' first scoring drive with a 17-yard reception on third-and-six in the first quarter. Kept the Titans' scoring drive alive with a 15-yard catch on third-and-nine on the first play of the fourth quarter.
- Against Houston (9/16), started at wide receiver and led the team with five receptions for 55 yards. Kept the Titans' second touchdown drive alive with a seven-yard catch on third-and-four late in the first quarter.
- At Jacksonville (9/23), started at wide receiver and snared two receptions for a team-high 34 yards. Kickstarted the Titans' third-quarter scoring drive by drawing a 17-yard pass interference penalty. Kept the Titans' game-winning scoring drive alive with a 12-yard grab on third-and-five in the fourth quarter.
- Against Philadelphia (9/30), started at wide receiver and led the team with a career-best 161 receiving yards on a career-high nine receptions with his first career touchdown grab in the regular season. Became the third player in NFL history to score a touchdown in the final 10 seconds of overtime. Kept the Titans' initial scoring drive alive with a 28-yard grab on third-and-three in the first quarter. Extended the Titans' first touchdown drive with a 20-yard catch on third-and-one in the third stanza. Kickstarted a Titans' touchdown drive with a career-long 51-yard bomb from Marcus Mariota midway through the fourth quarter. Gave the Titans' 26-23 overtime victory with a leaping, 10-yard touchdown grab on third-and-10 with five seconds remaining in the extra session.
- At Buffalo (10/7), started at wide receiver and led the team with four catches and 49 receiving yards.
- Against Baltimore (10/14), started at wide receiver and caught one pass for 24 yards.
- At Los Angeles Chargers in London (10/21), started at wide receiver and hauled in three receptions for 10 yards.
- At Dallas (11/5), started at wide receiver and led the team with six catches for 56 yards. Carried the ball once for four yards. Extended the Titans' initial touchdown drive with a 17-yard grab on third-and-nine in the opening quarter. Kept the Titans' final touchdown drive alive with an eight-yard catch on third-and-six in the fourth quarter.
- Against New England (11/11), started at wide receiver and led the team with seven catches and 125 receiving yards with a touchdown. Kickstarted the Titans' opening touchdown drive with a 24-yard grab over the middle. Increased the Titans lead to 14-3 with a 23-yard touchdown grab midway through the first quarter. Extended the Titans' third touchdown drive with a 20-yard reception on third-and-14 in the second quarter.
- At Indianapolis (11/18), started at wide receiver and caught two passes for 30 yards. Hauled in a 23-yard reception on third-and-nine on the first play of the second quarter.
- At Houston (11/26), started at wide receiver and led the team with 96 receiving yards on four receptions, including a touchdown. On a 19-yard catch in the first quarter, reached the 1,000-yard receiving mark for his career. Drew a 33-yard pass interference penalty during the Titans' opening scoring drive in the first quarter. Took a reverse handoff from Derrick Henry and scampered 39 yards in the second quarter. Cut the Texans lead to 27-17 with a 48-yard touchdown catch on third-and-seven late in the third quarter.
- Against N.Y. Jets (12/2), started at wide receiver and snared three receptions for 42 yards with the game-winning touchdown. Gave the Titans



a 26-22 lead with an 11-yard touchdown grab on third-and-seven with 36 seconds remaining in the fourth quarter.

- Against Jacksonville (12/6), started at wide receiver and caught two passes for 21 yards. Helped set up a Ryan Succop 33-yard field goal before halftime by drawing a 20-yard pass interference penalty late in the second quarter.
- At N.Y. Giants (12/16), started at wide receiver and tied for the team lead with three catches for a team-best 33 receiving yards. Converted a pair of third downs, an 11-yard catch on third-and-nine and a 17-yard reception on third-and-12, during the Titans' opening touchdown drive in the first quarter.
- Against Washington (12/22), started at wide receiver and tied for the team lead with three catches for 45 yards. Rushed once for one yard.
- Against Indianapolis (12/30), started at wide receiver and led the team with five receptions and 48 receiving yards.

**2017 (11/9, 2/2):** Played in 11 games with nine starts at wide receiver during his rookie campaign and recorded 34 receptions for 375 yards. Was inactive for five games. Started his first two career postseason contests and tied for the team lead with nine catches for 98 yards with a team-best two receiving touchdowns. Tied for the team lead in receptions twice in 2017 (at IND, vs. LAR). Led the team in receiving yards once in 2017 (vs. LAR). Appeared in his first career NFL game against Oakland (9/10/17). Made his first career NFL start at Jacksonville (9/17/17).

- Against Oakland (9/10), played as a reserve at wide receiver in his NFL debut and finished second on the team with six receptions for 69 yards. In the team's "Titans era" (1999-2017), his reception total ranks second among all rookies in Week 1 games. Only Tajae Sharpe had more, with seven catches (9/11/16). Only Sharpe (76 yards) and Kenny Britt (85 yards on 9/10/09) had more receiving yards than Davis in a rookie Week 1 debut. Registered his first career reception and extended the Titans' opening touchdown drive with a leaping 23-yard catch down the right sideline on third-and-eight in the first quarter.
- At Jacksonville (9/17), made his first career start at wide receiver and caught one pass for four yards before leaving the game in the second quarter with an injury.
- Against Baltimore (11/5), returned to the lineup as a starter at wide receiver and snared two receptions for 28 yards. Helped set up the Titans' first touchdown of the afternoon with a 23-yard, toe-drag reception along the right sideline in the first quarter.
- Against Cincinnati (11/12), started at wide receiver and hauled in four receptions for 48 yards.
- At Pittsburgh (11/16), started at wide receiver and grabbed three receptions for 27 yards. Extended the Titans' first touchdown drive with a 15-yard, toe-drag reception along the sideline in the first quarter.
- At Indianapolis (11/26), started at wide receiver and tied for the team lead with four receptions for 39 yards. Hauled in a leaping 19-yard reception during the Titans' game-winning touchdown drive in the fourth quarter.
- Against Los Angeles Rams (12/24), started at wide receiver and tied for the team lead with six receptions for a team-best 91 receiving yards. Extended the Titans' opening scoring drive with a leaping, 18-yard catch on third-and-six in the first quarter. Hauled in a season-long 37-yard reception in the third quarter.
- At Kansas City (1/6), started at wide receiver and hauled in four passes for 35 yards in his first career postseason game.
- At New England (1/13), started at wide receiver and grabbed five passes for 63 yards with his first two career touchdowns. Gave the Titans a 7-0 lead with an acrobatic, one-handed 15-yard touchdown catch with 1:14 left to play in the opening quarter. Kept the Titans' final touchdown drive alive with a 17-yard catch on fourth-and-11. Got open in the corner of the end zone and hauled in an 11-yard touchdown reception with 1:55 left to play in the fourth quarter.

#### **COLLEGE:**

- In four seasons at Western Michigan (2013-16), Davis played and started 50 games. He registered 332 career receptions for 5,285 yards and 52 touchdowns, setting the Mid-American Conference record in each category and becoming the only player in FBS history with 300 catches, 5,000 yards and 50 touchdowns. His 5,285 career receiving yards were the most in FBS history, and he ended his career ranked second all-time in FBS history with 52 career receiving touchdowns (60 by Jarett Dillard). Davis' 332 career receptions ranked fourth all-time in FBS annals.
- As a senior (2016), played and started 13 games and set career highs with 97 receptions, 1,500 receiving yards and 19 touchdowns. He helped his team win the MAC and go undefeated until a Cotton Bowl loss. He

had five games of 100-plus yards and six games of two or more receiving touchdowns. His receiving yardage total ranked seventh in FBS, while his reception total was eighth. Named a Biletnikoff Award semifinalist and earned All-American honors from Associated Press (first-team), FWAA (first-team), Phil Steele (first-team), USA Today, Sporting News and Sports Illustrated. Named Mid-American Conference Offensive Player of the Year. At Ball State (11/1), posted 12 catches for a WMU-record 272 yards with three touchdowns and was named MAC Player of the Week.

- As a junior (2015), played and started 13 games and caught 90 passes for 1,436 yards and 12 touchdowns. Finished fifth in the nation and second in the MAC in receiving yards, and his 6.9 receptions per game ranked third in the league and 11th nationally. He ended the season with seven consecutive 100-yard games and nine total for the year and was named first-team All-MAC.

- As a sophomore (2014), finished with 78 receptions for 1,408 yards and 15 touchdowns in 12 games (all starts). Ranked seventh in the nation and first in the MAC in receiving yards. Named first-team All-MAC and Phil Steele first-team All-MAC. Went over 100 yards receiving in eight games.

- As a freshman (2013), played and started 11 games and set WMU freshman records for receiving yards (941), receptions (67) and 100-yard games (five). Named MAC Freshman of the Year, earned Freshman All-America honors from FWAA and College Football News, and was a second-team All-MAC selection.

- Majored in sports management at Western Michigan.

#### **PERSONAL:**

- Attended Wheaton-Warrenville (Ill.) High School, where he totaled 45 receptions and six receiving touchdowns as a senior. He added three touchdowns on returns and was named all-conference and all-area.
- Follow Davis on Twitter at @c\_davis\_81, on Instagram at @coreydavis84, and on Snapchat at coreydavis3.
- List of favorites: (TV show) "Game of Thrones"; (movie) "Friday Night Lights"; (musician) Future; (athlete as a child) Walter Payton; (food) deep dish pizza; and (song on his pregame playlist) "Over" by Drake.
- Born Corey Damon Davis on Jan. 11, 1995 in Chicago, Ill.

## COREY DAVIS' GAME-BY-GAME

### 2017 Tennessee Titans

		RECEIVING							
Date	Opp.	W/L	P/S	No	Yds	Avg	Lg	TD	
Sept 10	Oak	L	p	6	69	11.5	23	0	
Sept 17	@ Jax	W	S	1	4	4.0	4	0	
Sept 24	Sea	W	IA						
Oct 1	@ Hou	L	IA						
Oct 8	@ Mia	L	IA						
Oct 16	Ind	W	IA						
Oct 22	@ Cle	W	IA						
Nov 5	Bal	W	S	2	28	14.0	23	0	
Nov 12	Cin	W	S	4	48	12.0	19	0	
Nov 16	@ Pit	L	S	3	27	9.0	15	0	
Nov 26	@ Ind	W	S	4	39	9.8	19	0	
Dec 3	Hou	W	S	2	12	6.0	13	0	
Dec 10	@ Ari	L	p	3	29	9.7	22	0	
Dec 17	@ SF	L	S	3	28	9.3	13	0	
Dec 24	LAR	L	S	6	91	15.2	37	0	
Dec 31	Jax	W	S	0	0	-	0	0	
<b>Totals</b>		<b>9-7</b>	<b>11/9</b>	<b>34</b>	<b>375</b>	<b>11.0</b>	<b>37</b>	<b>0</b>	
<b>Playoffs</b>									
Jan 6	@ KC	W	S	4	35	8.8	13	0	
Jan 13	@ NE	L	S	5	63	12.6	17	2	
<b>Totals</b>		<b>1-1</b>	<b>2/2</b>	<b>9</b>	<b>98</b>	<b>10.9</b>	<b>17</b>	<b>2</b>	

### 2018 Tennessee Titans

		RECEIVING							
Date	Opp.	W/L	P/S	No	Yds	Avg	Lg	TD	
Sept 9	@ Mia	L	S	6	62	10.3	18	0	
Sept 16	Hou	W	S	5	55	11.0	18	0	
Sept 23	@ Jax	W	S	2	34	17.0	22	0	
Sept 30	Phi	W	S	9	161	17.9	51	1	
Oct 7	@ Buf	L	S	4	49	12.3	23	0	
Oct 14	Bal	L	S	1	24	24.0	24	0	
Oct 21	@ LAC	L	S	3	10	3.3	5	0	
Nov 5	@ Dal	W	S	6	56	9.3	17	0	
Nov 11	NE	W	S	7	125	17.9	27	1	
Nov 18	@ Ind	L	S	2	30	15.0	23	0	
Nov 26	@ Hou	L	S	4	96	24.0	48t	1	
Dec 2	NYJ	W	S	3	42	14.0	22	1	
Dec 6	Jax	W	S	2	21	10.5	13	0	
Dec 16	@ NYG	W	S	3	33	11.0	17	0	
Dec 22	Was	W	S	3	45	15.0	16	0	
Dec 30	Ind	L	S	5	48	9.6	18	0	
<b>Totals</b>		<b>9-7</b>	<b>16/16</b>	<b>65</b>	<b>891</b>	<b>13.7</b>	<b>51</b>	<b>4</b>	

## COREY DAVIS' NFL STATISTICS

### REGULAR SEASON

		RECEIVING								RUSHING				
Year	Team	GP	GS	No	Yds	Avg	Lg	TD		Att	Yds	Avg	Lg	TD
2017	Tennessee	11	9	34	375	11.0	37	0		0	0	0.0	0	0
2018	Tennessee	16	16	65	891	13.7	51	4		6	55	9.2	39	0
<b>NFL Totals</b>		<b>27</b>	<b>25</b>	<b>99</b>	<b>1,266</b>	<b>12.8</b>	<b>51</b>	<b>4</b>		<b>6</b>	<b>55</b>	<b>9.2</b>	<b>39</b>	<b>0</b>

### PLAYOFFS

		RECEIVING								RUSHING				
Year	Team	GP	GS	No	Yds	Avg	Lg	TD		Att	Yds	Avg	Lg	TD
2017	Tennessee	2	2	9	98	10.9	17	2		0	0	-	0	0
<b>NFL Totals</b>		<b>2</b>	<b>2</b>	<b>9</b>	<b>98</b>	<b>10.9</b>	<b>17</b>	<b>2</b>		<b>0</b>	<b>0</b>	<b>-</b>	<b>0</b>	<b>0</b>

### Single-Game Highs

Receptions - **9 vs. Philadelphia (9/30/18)**  
 Receiving Yards - **161 vs. Philadelphia (9/30/18)**  
 Long Reception - **51 vs. Philadelphia (9/30/18)**  
 Touchdowns - **1 (Four times, last vs. N.Y. Jets 12/2/18)**

### Playoff Single-Game Highs

Receptions - 5 at New England (1/13/18)  
 Receiving Yards - 63 at New England (1/13/18)  
 Long Reception - 17 at New England (1/13/18)  
 Touchdowns - 2 at New England (1/13/18)

### Additional Career Statistics

Misc. Tackles - 1 (2017), **1 (2018)**  
 Forced Fumble - **1 (2018)**



- Attended Trinity (Ky.) High School where he rushed for 1,479 yards and 18 touchdowns and caught 38 receptions for 367 yards and five touchdowns as a senior.
- Rated as a four-star recruit by Scout and earned three stars from Rivals. Earned 2012 Louisville Courier-Journal second-team All-Kentucky honors as a senior.
- Son of Ralph and Michelle Dawkins and has two brothers, Ryan and Kaiden.
- Follow Dawkins on Twitter at @DDawk1.
- Follow Dawkins on Instagram at @totedatrockuno.
- Born Dalyn Daeel Dawkins on Dec. 26, 1994 in Louisville, Ky.

2018 Tennessee Titans				RUSHING						RECEIVING					
Date	Opp	W/L	P/S	Att	Yds	Avg	Lg	TD	No	Yds	Avg	Lg	TD		
Sept 9	@ Mia	L	PS												
Sept 16	Hou	W	PS												
Sept 23	@ Jax	W	p	0	0	-	0	0	0	0	-	0	0		
Sept 30	Phi	W	DNP												
Oct 7	@ Buf	L	IA												
Oct 14	Bal	L	PS												
Oct 21	@ LAC	L	PS												
Nov 5	@ Dal	W	PS												
Nov 11	NE	W	PS												
Nov 18	@ Ind	L	DNP												
Nov 26	@ Hou	L	IA												
Dec 2	NYJ	W	IA												
Dec 6	Jax	W	PS												
Dec 16	@ NYG	W	PS												
Dec 22	Was	W	PS												
Dec 30	Ind	L	PS												
Totals		9-7	1/0	0	0	-	0	0	0	0	-	0	0		



DALYN DAWKINS' NFL STATISTICS

REGULAR SEASON

REGULAR SEASON				RUSHING					RECEIVING				
Year	Team	GP	GS	No	Yds	Avg	Lg	TD	Att	Yds	Avg	Lg	TD
2018	Tennessee	1	0	0	0	-	0	0	0	0	-	0	0
NFL Totals		1	0	0	0	-	0	0	0	0	-	0	0

Single-Game Highs

Rushes -  
Rushing Yards -  
Long Rush -

Additional Statistics

Special Teams Tackles -



# 92 MATT DICKERSON

DEFENSIVE END • 6'5" • 292 LBS • COLLEGE: UCLA  
ACQUIRED: FREE AGENT - 2018 • NFL EXPERIENCE: ROOKIE  
HOMETOWN: SAN MATEO, CALIF.  
GAMES PLAYED/GAMES STARTED: 3/0 (PLAYOFFS: 0/0)



**PRO:** The Titans signed Matt Dickerson as a rookie free agent following the 2018 NFL Draft. The 6-foot-5-inch, 292-pounder is an athletic defensive lineman with good size that moves well along the line of scrimmage. In four seasons at UCLA, Dickerson saw action in 44 games and notched 97 tackles, seven tackles for loss, four passes defended and 1.5 sacks.

### TITANS TIDBITS:

- Dickerson originally committed to play for Notre Dame. However, his father, Clarence, was diagnosed with prostate cancer before he left for South Bend. Dickerson decided to stay in-state to play for the Bruins to be an hour flight from home rather than across the country. His father is in remission.
- Dickerson's father, Clarence, played college football at Henderson State (Ark.).
- Dickerson has a twin sister named Megan.

### CAREER TRANSACTIONS:

- The San Mateo, Calif., native was signed by the Titans as an undrafted free agent on May 11, 2018.

### SEASON RECAPS:

**2018 (3/0):** Played in three games as a rookie and collected three tackles. Was inactive for 12 games and did not play in another contest. Saw action in his first career NFL game at Jacksonville (9/23/18).

- At Miami (9/9), dressed but did not play.
- Against Houston (9/16), was inactive.
- At Jacksonville (9/23), made his NFL debut as a reserve at defensive end.
- Against Philadelphia (9/30), was inactive.
- At Buffalo (10/7), was inactive.
- Against Baltimore (10/14), played as a reserve on the defensive front and amassed a tackle.
- At Los Angeles Chargers in London (10/21), was inactive.
- At Dallas (11/5), was inactive.
- Against New England (11/11), was inactive.
- At Indianapolis (11/18), was inactive.
- At Houston (11/26), was inactive.
- Against N.Y. Jets (12/2), was inactive.
- Against Jacksonville (12/6), was inactive.
- At N.Y. Giants (12/16), was inactive.
- Against Washington (12/22), was inactive.
- Against Indianapolis (12/30), saw his first action since Week 6 as a

reserve on the defensive front and registered two tackles.

### COLLEGE:

- Appeared in 44 games with 16 starts over four seasons at UCLA and totaled 97 tackles, seven tackles for loss, four passes defended and 1.5 sacks.
- As a senior (2017), started all seven games he saw action in before missing the remainder of the season due to injury. Recorded 21 tackles and a tackle for loss on the season. Posted a season-high five tackles three times as a senior, against Texas A&M (9/3), at Stanford (9/23) and at Arizona (10/14).
- As a junior (2016), appeared in 12 contests with eight starts along the defensive line and totaled 37 tackles and 1.5 tackles for loss. Notched a single-game career-high seven tackles at Washington State (10/15).
- As a sophomore (2015), saw action in all 13 games with one start and tallied 38 tackles, four tackles for loss, four passes defended and a sack. Earned second-team Academic All-Conference recognition.
- As a freshman (2014), played in 12 contests as a reserve on the defensive front and on special teams. Credited with one tackle, a half tackle for loss and a half sack.
- Graduated from UCLA in 2017 with a degree in political science.

### PERSONAL:

- Attended Juniperro Serra (Calif.) High School and played football for the first time as a freshman.
- Son of Clarence and Pamela Dickerson.
- His hobbies include fishing and golfing.
- Follow Dickerson on Twitter at @doublemdicky.
- Follow Dickerson on Instagram at @mattdicky.
- Born Matthew Miller Dickerson on Nov. 9, 1995 in San Francisco, Calif.

## MATT DICKERSON'S DEFENSIVE GAME-BY-GAME

### 2018 Tennessee Titans

Date	Opp	W/L	P/S	Tot	Solo	Asst	Sk	-Yds	QBP	TFL	Int	-Yds	TD	PD	FF	FR	-Yds	SpT
Sept 9	@ Mia	L	DNP															
Sept 16	Hou	W	IA															
Sept 23	@ Jax	W	p	0	0	0	0.0	0.0	0	0	0	0	0	0	0	0	0	0
Sept 30	Phi	W	IA															
Oct 7	@ Buf	L	IA															
Oct 14	Bal	L	p	1	0	1	0.0	0.0	0	0	0	0	0	0	0	0	0	0
Oct 21	@ LAC	L	IA															
Nov 5	@ Dal	W	IA															
Nov 11	NE	W	IA															

Nov 18	@ Ind	L	IA															
Nov 26	@ Hou	L	IA															
Dec 2	NYJ	W	IA															
Dec 6	Jax	W	IA															
Dec 16	@ NYG	W	IA															
Dec 22	Was	W	IA															
Dec 30	Ind	L	p	2	2	0	0.0	0.0	0	0	0	0	0	0	0	0	0	0
Totals				9-7	3/0	3	2	1	0.0	0.0	0	0	0	0	0	0	0	0


MATT DICKERSON'S NFL STATISTICS

REGULAR SEASON		TACKLES										INTERCEPTIONS					FUMBLES			
Year	Team	GP	GS	Tot	Solo	Asst	Sk	Yds	QBP	TFL		No	Yds	Lg	TD	PD	FF	FR	Yds	SpT
2018	Tennessee	3	0	3	2	1	0.0	0.0	0	0		0	0	0	0	0	0	0	0	0
NFL Totals		3	0	3	2	1	0.0	0.0	0	0		0	0	0	0	0	0	0	0	0

Single-Game Highs

Tackles - 2 vs. Indianapolis (12/30/18)





# 20 KENNETH DURDEN

CORNERBACK • 6'1" • 180 LBS • COLLEGE: YOUNGSTOWN STATE  
ACQUIRED: FREE AGENT - 2018 • NFL EXPERIENCE (NFL/TITANS): 1/1  
HOMETOWN: VALDOSTA, GA.  
GAMES PLAYED/GAMES STARTED: 5/0 (PLAYOFFS: 0/0)



**PRO:** The Titans originally signed free agent cornerback Kenneth Durden to the practice squad following the 2017 preseason. He rejoined the team midway during 2018 training camp and made the Titans' 53-man roster. The 6-foot-1-inch, 180-pounder originally entered the league as an undrafted free agent with the Oakland Raiders following the 2016 NFL Draft, and spent his entire rookie campaign on their practice squad. A two-year contributor to Youngstown State's defense, Durden totaled 64 tackles, two interceptions and 11 passes defended for the Penguins.

### TITANS TIDBITS:

- At Lowndes High School in Valdosta, Ga., Durden set the school record in the triple jump as a junior with a mark of 48-6.

### CAREER TRANSACTIONS:

- The Valdosta, Ga. native originally signed with the Oakland Raiders as a rookie free agent on May 10, 2016.
- Waived by the Raiders on Sept. 3, 2016.
- Signed by the Raiders to the team's practice squad on Sept. 4, 2016.
- Signed by the Raiders to a future's contract on Jan. 9, 2017.
- Waived by the Raiders on Sept. 2, 2017.
- Signed by the Titans to the practice squad on Sept. 5, 2017.
- Released from the Titans' practice squad on Oct. 3, 2017.
- Signed by the N.Y. Giants as a free agent on June 11, 2018.
- Released by the Giants on July 11, 2018.
- Signed by the Titans as a free agent on Aug. 11, 2018.
- Released by the Titans on Sept. 15, 2018.
- Signed by the Titans as a free agent on Sept. 18, 2018.
- Waived by the Titans on Dec. 1, 2018 and signed to the team's practice squad two days later.
- Signed by the Titans to their active roster from the team's practice squad on Dec. 18, 2018.

### SEASON RECAPS:

**2018 (5/0 - Tennessee):** Played in five games as a reserve. Was inactive for seven games. Spent three weeks on the team's practice squad. Saw action in his first career NFL game at Miami (9/9/18).

- At Miami (9/9), made his NFL debut as a reserve on special teams.
- At Jacksonville (9/23), played as a reserve on special teams and saw limited snaps late in the game as an extra cornerback.
- Against Philadelphia (9/30), was inactive.
- At Buffalo (10/7), saw action as a reserve on special teams.
- Against Baltimore (10/14), was inactive.
- At Los Angeles Chargers in London (10/21), was inactive.
- At Dallas (11/5), was inactive.

- Against New England (11/11), saw action as a reserve on special teams and limited snaps at cornerback in the fourth quarter.
- At Indianapolis (11/18), was inactive.
- At Houston (11/26), played limited snaps as a reserve at cornerback and on special teams.
- Against Washington (12/22), was inactive.
- Against Indianapolis (12/30), was inactive.

**2017 (0/0 - Tennessee):** Spent the first four weeks of the season on the team's practice squad.

**2016 (0/0 - Oakland):** Spent the entire season on the practice squad.

### COLLEGE:

- Appeared in 30 games with 12 starts over four seasons at Youngstown State (2014-15) and South Florida (2012-13). Totaled 64 tackles, two interceptions, 11 passes defended, one forced fumble and one fumble recovery over his career.
- As a senior (2015), appeared in 11 games and totaled 22 tackles, one interception and five passes defended. Also returned seven kickoffs for 97 yards.
- As a junior (2014), did not see game action.
- As a sophomore (2013), saw action in 12 games and made 11 starts. Recorded 32 tackles, one interception, five passes defended, one forced fumble and one fumble recovery.
- As a redshirt freshman (2012), appeared in seven games and made one start.
- Redshirted in 2011.
- Majored in general studies at Youngstown State.

### PERSONAL:

- Attended Lowndes (Ga.) High School where he posted 78 career tackles, eight interceptions, 17 passes defended and blocked two field goal attempts. Earned all-state and all-region honors as a senior.
- Also competed in basketball and track and field. Set the school record in the triple jump as a junior with a mark of 48-6.
- Has two sisters, Kenyada and Kenya.
- Follow Durden on Twitter and Instagram at @229kd.
- Born Kenneth Durden on May 16, 1992 in Valdosta, Ga.

## KENNETH DURDEN'S DEFENSIVE GAME-BY-GAME

### 2018 Tennessee Titans

Date	Opp	W/L	P/S	Tot	Solo	Asst	Sk	- Yds	QB	TFL	Int	- Yds	TD	PD	FF	FR	- Yds	SpT
Sept 9	@ Mia	L	p	0	0	0	0.0	0.0	0	0	0	0	0	0	0	0	0	0
Sept 16	Hou	W					Not on Roster											
Sept 23	@ Jax	W	p	0	0	0	0.0	0.0	0	0	0	0	0	0	0	0	0	0
Sept 30	Phi	W	IA															
Oct 7	@ Buf	L	p	0	0	0	0.0	0.0	0	0	0	0	0	0	0	0	0	0
Oct 14	Bal	L	IA															
Oct 21	@ LAC	L	IA															
Nov 5	@ Dal	W	IA															
Nov 11	NE	W	p	0	0	0	0.0	0.0	0	0	0	0	0	0	0	0	0	0

Nov 18	@ Ind	L	IA															
Nov 26	@ Hou	L	p	0	0	0	0.0	0.0	0	0	0	0	0	0	0	0	0	0
Dec 2	NYJ	W	PS															
Dec 6	Jax	W	PS															
Dec 16	@ NYG	W	PS															
Dec 22	Was	W	IA															
Dec 30	Ind	L	IA															
Totals				9-7		5/0	0	0	0	0.0	0.0	0	0	0	0	0	0	0

## KENNETH DURDEN'S NFL STATISTICS

REGULAR SEASON		TACKLES										INTERCEPTIONS					FUMBLES			
Year	Team	GP	GS	Tot	Solo	Asst	Sk	Yds	QBP	TFL		No	Yds	Lg	TD	PD	FF	FR	Yds	SpT
2016	Oakland																			
2017	Tennessee																			
2018	Tennessee	5	0	0	0	0	0.0	0.0	0	0		0	0	0	0	0	0	0	0	0
NFL Totals		5	0	0	0	0	0.0	0.0	0	0		0	0	0	0	0	0	0	0	0

### Single-Game Highs

Tackles -

Sacks -

Passes Defensed -

Special Teams Tackles -



# 54 RASHAAN EVANS

LINEBACKER • 6'2" • 232 LBS • COLLEGE: ALABAMA  
ACQUIRED: 1ST ROUND - 2018 • NFL EXPERIENCE: ROOKIE  
HOMETOWN: AUBURN, ALA.  
GAMES PLAYED/GAMES STARTED: 15/7 (PLAYOFFS: 0/0)



**PRO:** The Titans traded up to select Rashaan Evans with the 22nd overall pick in the first round of the 2018 NFL Draft. The 6-foot-2 inch, 232-pound defender was identified as a playmaker that could immediately bolster the linebacking corps and develop into a leader on defense. At Alabama, Evans tied for a team-leading 74 tackles as a senior while helping the Crimson Tide capture a 2018 College Football Playoff National Championship title.

## CAREER HIGHLIGHTS:

- In 2017, Evans collected a team-high tying 74 tackles and led the Tide with 13 tackles for loss despite missing two games due to injury. His six sacks as a senior ranked second on the team.

## TITANS TIDBITS:

- Upon being drafted by Tennessee, Evans was reunited with former Crimson Tide teammate Derrick Henry. Henry phoned Evans immediately after he was selected with the 22nd pick to congratulate him.
- He has two pregame rituals. Evans prays before each game and pulls grass from the field early in pregame to get a feel for the turf.
- His nickname is 'Razor, because I cut up.'
- At Alabama, Evans shared the field with his brother, Alex, a member of the Crimson Tide spirit squad.
- He lists his football role model as DeMarcus Ware. "I actually just met him here in Dallas," Evans said at the 2018 NFL Draft. "It was amazing. He is from Auburn too, but we never met before. It was an amazing moment."
- Growing up in rural Alabama, Evans would chase wild horses to work on improving his speed and athleticism.
- Evans' father, Alan, was a star running back at Auburn. Evans' mother, Chenavis, received four degrees from Auburn, including her doctorate. Evans' older sister was a cheerleader at Auburn, and despite the family ties including his cousins attending Auburn, Evans stuck with his gut and instead chose Alabama.

## CAREER TRANSACTIONS:

- The Auburn, Ala., native was selected by the Titans in the first round (22nd overall) of the 2018 NFL Draft.

## SEASON RECAPS:

**2018 (15/7):** Played in 15 games with seven starts at linebacker as a rookie. Collected 63 tackles, six quarterback pressures, two tackles for loss and three passes defended. Was inactive for one contest. Led the team in tackles twice in 2018 (vs. BAL, vs. NYJ). Tied for the team lead in passes defended once in 2018 (vs. PHI). Saw action in his first career NFL game against Houston (9/16/18). Made his first career start at Jacksonville (9/23/18).

- At Miami (9/9), was inactive.
- Against Houston (9/16), made his NFL debut on special teams.
- At Jacksonville (9/23), made his first career start at linebacker and posted a tackle.
- Against Philadelphia (9/30), saw significant action as a reserve at linebacker and notched four tackles, a quarterback pressure and a pass defended.
- At Buffalo (10/7), started at linebacker and recorded six tackles.
- Against Baltimore (10/14), started at linebacker and led the team with nine tackles, including a stop for loss. Combined with Brian Orakpo to stuff Alex Collins for a one-yard loss on a rush off right end in the first quarter. Stopped Gus Edwards for no gain on a rush off right tackle late in the fourth quarter.
- At Los Angeles Chargers in London (10/21), started at linebacker and

tallied two tackles.

- At Dallas (11/5), started at linebacker and posted four tackles.
- Against New England (11/11), played as a reserve at linebacker and notched two tackles, two quarterback pressures and a pass defended. Combined with Austin Johnson to stop Sony Michel for no gain on a rush up the middle in the second quarter.
- At Indianapolis (11/18), played as a reserve at linebacker and collected a tackle.
- At Houston (11/26), started at linebacker and recorded seven tackles and a quarterback pressure. Halted a Texans' drive by stuffing Alfred Blue for no gain on a third-and-one rush early in the fourth quarter.
- Against N.Y. Jets (12/2), played as a reserve at linebacker and led the team with eight tackles. Stuffed Isaiah Crowell for no gain on a rush off right guard in the second quarter. Ended a Jets' drive by stonewalling Crowell for no gain on a run up the middle on third-and-two in the second stanza. Stopped Elijah McGuire for no gain on a rush off right tackle in the fourth quarter.
- Against Jacksonville (12/6), saw action as a reserve at linebacker and amassed five tackles and a quarterback pressure. Shot through the line and stonewalled Leonard Fournette for no gain on a fourth-and-goal rush from the one-yard line in the second quarter. Combined with Adoree' Jackson to stuff Carlos Hyde for a two-yard loss on a short pass in the second quarter.
- At N.Y. Giants (12/16), started at linebacker and posted five tackles, including a stop for loss and a quarterback pressure in the Titans' first shutout win since 2000. Stuffed Saquon Barkley for no gain on a rush up the middle late in the first quarter. Stonewalled Barkley for a four-yard loss on a rush off left end to begin the second half.
- Against Washington (12/22), played as a reserve at linebacker and totaled six tackles. Halted a Redskins' drive by combining with Jayon Brown to stuff Adrian Peterson for no gain on a third-and-one rush off left guard in the first quarter.
- Against Indianapolis (12/30), saw action as a reserve at linebacker and registered three tackles and a pass defended. Broke up a third-and-10 pass intended for T.Y. Hilton late in the second quarter.

## COLLEGE:

- In four seasons at Alabama (2014-17), Evans appeared in 53 games with 14 starts and totaled 152 tackles, 15.0 sacks, 23.5 tackles for loss, five passes defended, 19 quarterback hurries, two forced fumbles and two fumble recoveries. He started 14 games over his final two seasons and appeared in three CFP National Championship contests with two victories.

**AS A SENIOR (2017),** played and started 12 games and tied for the team lead in tackles with 74. He led the Crimson Tide with 13 tackles for loss despite missing a pair of games due to injury. Also posted seven quarterback hurries, six sacks, three passes defended, one forced fumble and one fumble recovery. Named First Team All-American by the AFCA, Associated Press First Team All-SEC and Second Team All-SEC by conference coaches. Chosen as one of 15 semifinalists for the Butkus Award. Tabbed to the Nagurski Trophy Preseason Watch Lists and earned Second Team Preseason All-American recognition by Phil Steele.

- Against Arkansas (10/14), totaled six tackles, a career-high 3.5 tackles for loss, two sacks, two quarterback pressures and one forced fumble.
- Against LSU (11/4), posted a season-high 10 tackles and added one sack.
- Against Georgia (1/8/18), recorded eight tackles and 1.5 tackles for loss in the CFP National Championship win.



**AS A JUNIOR (2016)**, saw action in 14 games with two starts in his first season at inside linebacker, entering the starting lineup after an injury to Shaun Dion Hamilton. Totaled 53 tackles, four sacks, 4.5 tackles for loss, two passes defended, six quarterback hurries, one forced fumble and one fumble recovery.

- Against Kentucky (10/1), recorded a then-career-high five tackles, one sack, one quarterback pressure and one forced fumble.
- Against Clemson (1/9/17), set a single-game career-high 11 tackles in the CFP National Championship Game.

**AS A SOPHOMORE (2015)**, saw action in 14 games as outside linebacker and on special teams. Totaled 10 tackles, four sacks, four tackles for loss and three quarterback hurries.

- Against Clemson (1/11/16), recorded three tackles and both of the Crimson Tide's sacks in the CFP National Championship victory.

**AS A FRESHMAN (2014)**, appeared in 13 games as a true freshman and totaled 15 tackles, a sack, two tackles for loss and three quarterback hurries.

- Against Florida Atlantic (9/6), registered two tackles, his first career sack for a 10-yard loss, and one quarterback pressure.
- Graduated from Alabama in December 2017 with a degree in psychology.

#### PERSONAL:

- Attended Auburn (Ala.) High School where he became a five-star

prospect. Ranked as the No. 2 outside linebacker in the nation and No. 52 overall player by ESPN. Rated as ESPN's No. 4 player in Alabama and No. 30 player in the Southeast Region. Named First Team 6A All-State by the Alabama Sports Writers Association as a senior, and named ASWA 6A Lineman of the Year.

- As a senior, finished with 77 tackles, 17.5 sacks, five passes defended, three forced fumbles, one fumble recovery and one blocked punt.
- Son of Chenavis and Alan Evans.
- Evans is the second oldest of five children. He has one younger brother and three sisters.
- List of favorites: (TV show) "Martin"; (movies) "Transformers"; (musicians) Green Day, Boys II Men, James Brown, Michael Jackson, Prince, Jodeci; (song on his pregame playlist) "No Heart" by 21 Savage; (athlete as a child) LeBron James; (food) chicken fettuccine; and (guilty pleasure) cheesecake.
- Follow Evans on Twitter @616evans4 and Instagram at @r.blade\_.
- Born Alan Rashaan Evans on Nov. 8, 1995 in Auburn, Ala.

## RASHAAN EVANS' COLLEGE STATISTICS

REGULAR SEASON		TACKLES										INTERCEPTIONS					FUMBLES		
Year	Team	GP	GS	Tot	Solo	Asst	Sk	Yds	TFL	No	Yds	Lg	TD	PD	FF	FR	Yds		
2014	Alabama	13	0	15	11	4	1.0	10.0	2.0	0	0	-	0	0	0	0	0	0	
2015	Alabama	14	0	10	7	3	4.0	28.0	4.0	0	0	-	0	0	0	0	0	0	
2016	Alabama	14	2	53	32	21	4.0	16.0	4.5	0	0	-	0	2	1	1	0		
2017	Alabama	12	12	74	35	39	6.0	41.0	13.0	0	0	-	0	3	1	1	47		
<b>College Totals</b>		<b>53</b>	<b>14</b>	<b>152</b>	<b>85</b>	<b>67</b>	<b>15.0</b>	<b>95.0</b>	<b>23.5</b>	<b>0</b>	<b>0</b>	<b>-</b>	<b>0</b>	<b>5</b>	<b>2</b>	<b>2</b>	<b>47</b>		

#### Single-Game Highs

Tackles - 11 vs. Clemson (1/9/17)  
Sacks - 2 (Twice, last vs. Arkansas, 10/14/17)  
Tackles For Loss - 3.5 vs. Arkansas (10/14/17)

#### Additional Statistics

Blocked Field Goal - 1 for 29 yards vs. Florida State (9/2/17)

## RASHAAN EVANS' DEFENSIVE GAME-BY-GAME

2018 Tennessee Titans																											
Date	Opp	W/L	P/S	Tot	Solo	Asst	Sk	- Yds	QB	TFL	Int	- Yds	-TD	PD	FF	FR	- Yds	SpT									
Sept 9	@ Mia	L	IA																								
Sept 16	Hou	W	p	0	0	0	0.0	0.0	0	0	0	0	0	0	0	0	0	0	0	0	0	0	0	0	0	0	0
Sept 23	@ Jax	W	S	1	1	0	0.0	0.0	0	0	0	0	0	0	0	0	0	0	0	0	0	0	0	0	0	0	0
Sept 30	Phi	W	p	4	2	2	0.0	0.0	1	0	0	0	0	1	0	0	0	0	0	0	0	0	0	0	0	0	0
Oct 7	@ Buf	L	S	6	5	1	0.0	0.0	0	0	0	0	0	0	0	0	0	0	0	0	0	0	0	0	0	0	0
Oct 14	Bal	L	S	9	8	1	0.0	0.0	0	1	0	0	0	0	0	0	0	0	0	0	0	0	0	0	0	0	0
Oct 21	@ LAC	L	S	2	1	1	0.0	0.0	0	0	0	0	0	0	0	0	0	0	0	0	0	0	0	0	0	0	0
Nov 5	@ Dal	W	S	4	2	2	0.0	0.0	0	0	0	0	0	0	0	0	0	0	0	0	0	0	0	0	0	0	0
Nov 11	NE	W	p	2	2	0	0.0	0.0	2	0	0	0	0	1	0	0	0	0	0	0	0	0	0	0	0	0	0
Nov 18	@ Ind	L	p	1	1	0	0.0	0.0	0	0	0	0	0	0	0	0	0	0	0	0	0	0	0	0	0	0	0
Nov 26	@ Hou	L	S	7	4	3	0.0	0.0	1	0	0	0	0	0	0	0	0	0	0	0	0	0	0	0	0	0	0
Dec 2	NYJ	W	p	8	6	2	0.0	0.0	0	0	0	0	0	0	0	0	0	0	0	0	0	0	0	0	0	0	0
Dec 6	Jax	W	p	5	4	1	0.0	0.0	1	0	0	0	0	0	0	0	0	0	0	0	0	0	0	0	0	0	0
Dec 16	@ NYG	W	S	5	4	1	0.0	0.0	1	1	0	0	0	0	0	0	0	0	0	0	0	0	0	0	0	0	0
Dec 22	Was	W	p	6	2	4	0.0	0.0	0	0	0	0	0	0	0	0	0	0	0	0	0	0	0	0	0	0	0
Dec 30	Ind	L	p	3	0	3	0.0	0.0	0	0	0	0	0	0	0	0	1	0	0	0	0	0	0	0	0	0	0
<b>Totals</b>				<b>9-7</b>	<b>15/7</b>	<b>63</b>	<b>42</b>	<b>21</b>	<b>0.0</b>	<b>0.0</b>	<b>6</b>	<b>2</b>	<b>0</b>	<b>0</b>	<b>3</b>	<b>0</b>	<b>0</b>	<b>3</b>	<b>0</b>	<b>0</b>	<b>0</b>	<b>0</b>	<b>0</b>	<b>0</b>	<b>0</b>	<b>0</b>	<b>0</b>

## RASHAAN EVANS' NFL STATISTICS

REGULAR SEASON				TACKLES							INTERCEPTIONS					FUMBLES			
Year	Team	GP	GS	Tot	Solo	Asst	Sk	Yds	QB	TFL	No	Yds	Lg	TD	PD	FF	FR	Yds	SpT
2018	Tennessee	15	7	63	42	21	0.0	0.0	6	2	0	0	0	0	3	0	0	0	0
NFL Totals		15	7	63	42	21	0.0	0.0	6	2	0	0	0	0	3	0	0	0	0

#### Single-Game Highs

Tackles - **9 vs. Baltimore (10/14/18)**  
Quarterback Pressures - **2 vs. New England (11/11/18)**  
Passes Defended - **1 (Three times, last vs. Indianapolis 12/30/18)**



# 56 SHARIF FINCH

OUTSIDE LINEBACKER • 6'4" • 250 LBS • COLLEGE: TEMPLE  
ACQUIRED: FREE AGENT - 2018 • NFL EXPERIENCE: ROOKIE  
HOMETOWN: HENRICO, VA.  
GAMES PLAYED/GAMES STARTED: 15/0 (PLAYOFFS: 0/0)



**PRO:** The Titans signed Sharif Finch as a rookie free agent following the 2018 NFL Draft. The 6-foot-4-inch, 250-pounder is an athletic outside linebacker who features a multitude of pass rush moves, while possessing the strength and leverage to set the edge in the run game. In five seasons at Temple, Finch amassed 144 total tackles, 32.0 tackles for loss, 14.5 sacks, five forced fumbles and four fumble recoveries. He also excelled on special teams with the Owls by setting the NCAA career record with five career blocked punts.

#### TITANS TIDBITS:

- Finch's father, Gregory, passed away as a result of a heart attack on July 30, 2018, while Finch was participating in his rookie training camp. It came three years after his mother, Wendy, died as a result of breast cancer. Finch wears a set of dog tags with their names and photo and an inscription that reads "everything is for you."
- Finch enjoys playing the piano in his free time.

#### CAREER TRANSACTIONS:

- The Henrico, Va., native was signed by the Titans as an undrafted free agent on May 11, 2018.

#### SEASON RECAPS:

**2018 (15/0):** Played in 15 games as rookie and collected 22 tackles, 1.5 sacks, two quarterback pressures, two stops for loss, two forced fumbles and a fumble recovery. Registered seven special teams tackles on coverage units. Was inactive for one contest. Led or tied for the team lead in special teams tackles three times in 2018 (vs. NE, at HOU, vs. NYJ). Tied for the team lead in sacks once in 2018 (vs. PHI). Tied for the team lead in quarterback pressures once in 2018 (vs. NYJ). Saw action in his first career NFL game at Miami (9/9/18). Registered his first career sack against Philadelphia (9/30/18).

- At Miami (9/9), made his NFL debut as a reserve at outside linebacker.
- Against Houston (9/16), played as a reserve on special teams and limited snaps at outside linebacker.
- At Jacksonville (9/23), saw action as a reserve at outside linebacker and posted two tackles.
- Against Philadelphia (9/30), played as a reserve at outside linebacker and notched two tackles, including a sack. Collected his first career sack by dropping Carson Wentz for a nine-yard loss late in the second quarter.
- At Buffalo (10/7), saw limited action as a reserve at outside linebacker.
- Against Baltimore (10/14), played as a reserve at outside linebacker and amassed three tackles.
- At Los Angeles Chargers in London (10/21), saw action as a reserve at outside linebacker and tallied a tackle.
- At Dallas (11/5), played as a reserve at outside linebacker and posted a tackle.
- Against New England (11/11), led the team with three special teams tackles on coverage units. Saw action as a reserve at outside linebacker and notched three tackles, including a stop for loss and a quarterback pressure. Stonewalled Sony Michel for a two-yard loss on a rush off left tackle late in the fourth quarter.
- At Indianapolis (11/18), played as a reserve at outside linebacker and collected two tackles and a forced fumble. Registered a tackle on special teams coverage units. Stuffed Nyheim Hines for a one-yard loss and forced a fumble that bounced out of bounds in the third quarter.
- At Houston (11/26), saw action as a reserve at outside linebacker and recorded a tackle. Led the team with two special teams tackles.
- Against N.Y. Jets (12/2), played as a reserve at outside linebacker and

tallied a stop for loss and a quarterback pressure. Registered a special teams tackle on coverage units. Sniffed out a screen pass and dropped Isaiah Crowell for a four-yard loss in the second quarter.

- Against Jacksonville (12/6), saw action as a reserve at outside linebacker and amassed two tackles, including a half sack, a forced fumble and a fumble recovery. Combined with Jurrell Casey to sack Cody Kessler for an 11-yard loss while personally forcing and recovering a Kessler fumble in the third quarter.
- At N.Y. Giants (12/16), played as a reserve at outside linebacker and posted two tackles in the Titans' first shutout win since 2000. Left the game with an injury in the third quarter.
- Against Washington (12/22), was inactive.
- Against Indianapolis (12/30), saw action as a reserve at outside linebacker and registered two tackles.

#### COLLEGE:

- Appeared in 53 games with 25 starts over five seasons at Temple and ranks as the NCAA career leader with five punt blocks. Posted 144 total tackles, 32.0 tackles for loss, 14.5 sacks, two interceptions for 91 yards and a score, five forced fumbles and four fumble recoveries with one touchdown. Was issued a single-digit jersey number as a senior at Temple, which are awarded to the team's toughest players.
- As a fifth-year senior (2017), played in 13 contests with 12 starts and tallied 55 tackles, 15.5 tackles for loss, 8.5 sacks, one pass defended, one forced fumble and one fumble recovery. His team-leading 8.5 sacks were a single-season career high. Recorded two sacks in three different contests, against Massachusetts (9/15), against Navy (11/2) and against Central Florida (11/18). Played in his 53rd career game in 2017 and tied for first place in career games played in program history. Earned Second Team All-American Athletic Conference and ECAC First Team All-East recognition.
- As a senior (2016), was limited to four games due to a knee injury and was granted a medical redshirt. Notched 11 tackles, two tackles for loss, a sack and two forced fumbles. Blocked his fifth career punt against Army (9/2).
- As a junior (2015), saw action in 13 games and made one start in the defensive end rotation. Totaled 13 tackles, three tackles for loss, a sack, one interception and blocked three punts. Blocked two punts at East Carolina (10/7).
- As a sophomore (2014), appeared in 12 contests with 10 starts for the Owls and posted 35 tackles, 7.5 tackles for loss, two sacks, two forced fumbles and three fumble recoveries. Forced a fumble on his opponent's first offensive play and recovered the ball in the end zone for a touchdown against Navy (9/6). Also returned one 65-yard interception for a score against Delaware State (9/20). Earned Midseason All-AAC First Team recognition by Phil Steele Publications.
- As a freshman (2013), saw action in 11 games with two starts and recorded 30 tackles, four tackles for loss and two sacks.
- Graduated from Temple in 2016 with a degree in communications.

#### PERSONAL:

- Attended Henrico (Va.) High School where he posted 123 tackles and seven sacks as a senior.
- Son of Wendy and Gregory Finch.
- Follow Finch on Twitter at @S\_Finch6.
- Follow Finch on Instagram at @Sfinch6.
- Born Sharif Jarel Gregory Wayne Finch on Oct. 1, 1995 in Henrico, Va.

## SHARIF FINCH'S DEFENSIVE GAME-BY-GAME

### 2018 Tennessee Titans

Date	Opp	W/L	P/S	Tot	Solo	Asst	Sk	- Yds	QBP	TFL	Int	- Yds	-TD	PD	FF	FR	- Yds	SpT
Sept 9	@ Mia	L	p	0	0	0	0.0	0.0	0	0	0	0	0	0	0	0	0	0
Sept 16	Hou	W	p	0	0	0	0.0	0.0	0	0	0	0	0	0	0	0	0	0
Sept 23	@ Jax	W	p	2	1	1	0.0	0.0	0	0	0	0	0	0	0	0	0	0
Sept 30	Phi	W	p	2	2	0	1.0	9.0	0	0	0	0	0	0	0	0	0	0
Oct 7	@ Buf	L	p	0	0	0	0.0	0.0	0	0	0	0	0	0	0	0	0	0
Oct 14	Bal	L	p	3	1	2	0.0	0.0	0	0	0	0	0	0	0	0	0	0
Oct 21	@ LAC	L	p	1	1	0	0.0	0.0	0	0	0	0	0	0	0	0	0	0
Nov 5	@ Dal	W	p	1	1	0	0.0	0.0	0	0	0	0	0	0	0	0	0	0
Nov 11	NE	W	p	3	2	1	0.0	0.0	1	1	0	0	0	0	0	0	0	3

Nov 18	@ Ind	L	p	2	1	1	0.0	0.0	0	0	0	0	0	0	0	0	0	1
Nov 26	@ Hou	L	p	1	1	0	0.0	0.0	0	0	0	0	0	0	0	0	0	2
Dec 2	NYJ	W	p	1	1	0	0.0	0.0	1	1	0	0	0	0	0	0	0	1
Dec 6	Jax	W	p	2	1	1	0.5	5.5	0	0	0	0	0	0	0	1	1	0
Dec 16	@ NYG	W	p	2	2	0	0.0	0.0	0	0	0	0	0	0	0	0	0	0
Dec 22	Was	W	IA															
Dec 30	Ind	L	p	2	2	0	0.0	0.0	0	0	0	0	0	0	0	0	0	0
<b>Totals</b>				<b>9-7</b>	<b>15/0</b>	<b>22</b>	<b>16</b>	<b>6</b>	<b>1.5</b>	<b>14.5</b>	<b>2</b>	<b>2</b>	<b>0</b>	<b>0</b>	<b>0</b>	<b>0</b>	<b>2</b>	<b>1</b>

## SHARIF FINCH'S NFL STATISTICS

### REGULAR SEASON

Year	Team	TACKLES										INTERCEPTIONS					FUMBLES			
		GP	GS	Tot	Solo	Asst	Sk	Yds	QBP	TFL		No	Yds	Lg	TD	PD	FF	FR	Yds	SpT
2018	Tennessee	15	0	22	16	6	1.5	14.5	2	2		0	0	0	0	0	2	1	0	7
<b>NFL Totals</b>		<b>15</b>	<b>0</b>	<b>22</b>	<b>16</b>	<b>6</b>	<b>1.5</b>	<b>14.5</b>	<b>2</b>	<b>2</b>		<b>0</b>	<b>0</b>	<b>0</b>	<b>0</b>	<b>0</b>	<b>2</b>	<b>1</b>	<b>0</b>	<b>7</b>

### Single-Game Highs

Tackles - **3 (Twice, last vs. New England 11/11/18)**

Sacks - **1 vs. Philadelphia (9/30/18)**

Forced Fumble - **1 (Twice, last vs. Jacksonville 12/6/18)**

Fumble Recovery - **1 vs. Jacksonville (12/6/18)**

Special Teams Tackles - **3 vs. New England (11/11/18)**





# 86 ANTHONY FIRKSER

TIGHT END • 6'2" • 246 LBS • COLLEGE: HARVARD

ACQUIRED: FREE AGENT - 2018 • NFL EXPERIENCE (NFL/TITANS): 1/1

HOMETOWN: MANALAPAN, N.J.

GAMES PLAYED/GAMES STARTED: 12/0 (PLAYOFFS: 0/0)



**PRO:** The Titans signed Anthony Firkser during the 2018 offseason to add competition and depth to the tight end position. The 6-foot-2-inch, 246-pounder out of Harvard was originally signed as a rookie free agent by the New York Jets following the 2017 NFL Draft and has also spent time on the Kansas City Chiefs practice squad.

#### TITANS TIDBITS:

- Firkser grew up playing basketball and both roller and ice hockey at elite levels and didn't begin playing football until his sophomore year of high school.
- In the offseason, Firkser volunteers with his former high school football coach to help train and give advice to aspiring young football players in his hometown community of Manalapan, N.J.

#### CAREER TRANSACTIONS:

- The Manalapan, N.J., native was originally signed by the New York Jets as an undrafted free agent on May 5, 2017.
- Released by the Jets on Sept. 2, 2017.
- Signed by the Kansas City Chiefs to the team's practice squad on Nov. 29, 2017.
- Signed by the Chiefs to a futures contract on Jan. 8, 2018.
- Released by the Chiefs on April 30, 2018.
- Signed by the Titans as a free agent on May 14, 2018 following a rookie minicamp tryout.
- Waived by the Titans on Sept. 17, 2018 and signed to the team's practice squad a day later.
- Signed by the Titans to their active roster from the practice squad on Oct. 9, 2018.

#### SEASON RECAPS:

**2018 (12/0 - Tennessee):** Played in 12 games in his first season with the Titans. Collected 19 receptions for 225 yards with a touchdown. Was inactive for one contest. Spent three weeks on the team's practice squad early in the season. Tied for the team lead in receptions twice in 2018 (vs. BAL, vs. NYJ). Tied for the team lead in receiving yards once in 2018 (at IND). Saw action in his first career NFL game against Houston (9/16/18). Registered his first career touchdown against N.Y. Jets (12/2/18).

- At Miami (9/9), was inactive.
- Against Houston (9/16), made his NFL debut as a reserve tight end and on special teams.
- Against Baltimore (10/14), played as a reserve at tight end and tied for the team lead with two receptions for 25 yards. Snared his first career reception on an 18-yard pass on third-and-six in the second quarter.
- At Los Angeles Chargers in London (10/21), saw action as a reserve at tight end and on special teams.
- At Dallas (11/5), played as a reserve at tight end and on special teams.
- Against New England (11/11), saw action as a reserve at tight end and hauled in one reception for 11 yards. Extended the Titans' third touchdown drive with a leaping, 11-yard grab on third-and-two late in the second quarter.
- At Indianapolis (11/18), played as a reserve at tight end and tied for the team lead with 44 receiving yards on three catches. Extended the Titans' touchdown drive with a 28-yard reception on third-and-eight in the fourth quarter.
- At Houston (11/26), saw action as a reserve at tight end and set a career-highs with four receptions and 52 receiving yards.
- Against N.Y. Jets (12/2), played as a reserve at tight end and snared three catches for 42 yards with his first career touchdown. Cut the Jets' lead to 16-6 with his first career touchdown, a 12-yard reception, just

before halftime. Hauled in a 25-yard catch during the Titans' game-winning touchdown drive.

- Against Jacksonville (12/6), saw action as a reserve at tight end and snagged three passes for 27 yards. Kept the Titans' initial touchdown drive of the second half alive with a 10-yard catch on third-and-eight in the third quarter.
- At N.Y. Giants (12/16), played as a reserve at tight end and on special teams.
- Against Washington (12/22), saw action as a reserve at tight end and hauled in two receptions for 16 yards. Kept the Titans' second scoring drive alive with a 12-yard catch-and-run reception on third-and-11 in the second quarter.
- Against Indianapolis (12/30), played as a reserve at tight end and collected a reception for eight yards.

**2017 (0/0 - Kansas City):** Spent training camp with the Jets but was released prior to the start of the regular season. Signed to the Chiefs practice squad for the final five weeks of the regular season and during the playoffs.

#### COLLEGE:

- Appeared in 29 games with 24 starts over four seasons at Harvard (2013-16) and caught 99 passes for 1,559 yards and 14 touchdowns. Ranks 12th all-time in school history in receptions, ninth all-time in receiving yards and sixth all-time in touchdown receptions. Named to the All-Ivy League second team as both a junior and sophomore.
- As a senior (2016), started all 10 games for Harvard and made 45 receptions for 702 yards and seven touchdowns.
- As a junior (2015), started nine games and caught 22 passes for 372 yards and three touchdowns. Named to the All-Ivy League second team for the second consecutive season.
- As a sophomore (2014), appeared in 10 games for Harvard and made 32 catches for 485 yards and four touchdowns. Tied for first on the team in touchdown receptions and ranked second on the squad in both catches and yards. Named to the All-Ivy second team.
- As a freshman (2013), did not see game action.
- Graduated from Harvard in 2017 with a degree in applied mathematics.

#### PERSONAL:

- Attended Manalapan (N.J.) High School, where he was named All-Shore Offensive Player of the Year as a senior wide receiver. Also was a two-time All-Shore first team selection.
- Set Manalapan's records in receptions (110), receiving yards (2,118) and touchdown receptions (19).
- Was also a four-year letterwinner in basketball.
- He enjoys pencil drawings, jigsaw puzzles and playing online collectible card games.
- Brother, Josh, played football at Wagner.
- Son of Alex and Donna Firkser.
- Follow Firkser on Instagram at @asapfirk.
- Born Anthony Paul Firkser on Feb. 19, 1995 in Manalapan, N.J.

## ANTHONY FIRKSER'S GAME-BY-GAME

### 2018 Tennessee Titans

2018 Tennessee Titans					RECEIVING					Dec 2	NYJ	W	p	3	42	14.0	25	1	
Date	Opp.	W/L	P/S	No	Yds	Avg	Lg	TD	Dec 6	Jax	W	p	3	27	9.0	16	0	0	
Sept 9	@	Mia	L	IA					Dec 16	@	NYG	W	p	0	0	-	0	0	
Sept 16		Hou	W	p	0	0	-	0	0	Dec 22	Was	W	p	2	16	8.0	12	0	
Sept 23	@	Jax	W	PS					Dec 30		Ind	L	p	1	8	8.0	8	0	
Sept 30		Phi	W	PS					Totals				9-7	12/0	19	225	11.8	28	1
Oct 7	@	Buf	L	PS															
Oct 14		Bal	L	p	2	25	12.5	18	0										
Oct 21	@	LAC	L	p	0	0	-	0	0										
Nov 5	@	Dal	W	p	0	0	-	0	0										
Nov 11		NE	W	p	1	11	11.0	11	0										
Nov 18	@	Ind	L	p	3	44	14.7	28	0										
Nov 26	@	Hou	L	p	4	52	13.0	20	0										

## ANTHONY FIRKSER'S NFL STATISTICS

### REGULAR SEASON

REGULAR SEASON				RECEIVING					RUSHING				
Year	Team	GP	GS	No	Yds	Avg	Lg	TD	Att	Yds	Avg	Lg	TD
2017	Kansas City												
2018	Tennessee	12	0	19	225	11.8	28	1	0	0	0.0	-	0
NFL Totals		12	0	19	225	11.8	28	1	0	0	0.0	-	0


### Single-Game Highs

Receptions - **4 at Houston (11/26/18)**

Receiving Yards - **52 at Houston (11/26/18)**

Long Reception - **28 at Indianapolis (11/18/18)**

Touchdowns - **1 vs. N.Y. Jets (12/2/18)**



# 32 DAVID FLUELLEN

RUNNING BACK • 5'11" • 224 LBS • COLLEGE: TOLEDO

ACQUIRED: FREE AGENT - 2015 • NFL EXPERIENCE (NFL/TITANS): 2/2

HOMETOWN: LOCKPORT, N.Y.

GAMES PLAYED/GAMES STARTED: 23/0 (PLAYOFFS: 2/0)



**PRO:** The Titans originally signed David Fluellen at the beginning of the 2015 training camp to add depth to the running back rotation. The former University of Toledo product is a hard-nosed ball carrier that displays good vision and an athletic frame. The 5-foot-11-inch, 224-pounder spent the entire 2015 season and most of the 2016 campaign on the Titans' practice squad. He earned a permanent spot on the 53-man roster in 2017. Prior to his arrival in Tennessee, Fluellen spent time with the Philadelphia Eagles and Indianapolis Colts.

## TITANS TIDBITS:

- Fluellen's favorite personal moment in sports growing up was his first touchdown when he was eight years old. He strip-sacked the quarterback, picked up the fumble and ran it in.
- He is married to Nashville TV anchor/reporter Desiree Wiley, who works for NBC affiliate WSMV-4.
- Fluellen enjoys bowling, mini-golf and watching movies with his wife in his free time.
- He hosted the first annual David Fluellen Football Camp in June 2018 at his high school alma mater in New York, Lockport High School.

## CAREER TRANSACTIONS:

- The Lockport, N.Y., native was originally signed by the Philadelphia Eagles as a rookie free agent on May 10, 2014.
- Traded by the Eagles to the Indianapolis Colts for kicker Cody Parkey on Aug. 20, 2014.
- Released by the Colts on Aug. 30, 2014.
- Signed by the Titans as a free agent on July 30, 2015.
- Waived by the Titans on Sept. 5, 2015 and signed to the team's practice squad a day later.
- Signed by the Titans to a future contract on Jan. 4, 2016.
- Released by the Titans on Sept. 3, 2016 and signed to the team's practice squad a day later.
- Signed by the Titans to the active roster from their practice squad on Nov. 8, 2016.
- Released by the Titans on Dec. 12, 2016 and signed to the team's practice squad two days later.
- Re-signed by the Titans on Jan. 2, 2017.

## SEASON RECAPS:

**2018 (7/0):** Appeared in seven games as a reserve and carried the ball four times for 16 yards. Collected two special teams tackles on coverage units. Was inactive for seven games. Placed on injured reserve on Dec. 20, 2018 and missed the final two contests. Tied for the team lead in special teams tackles once in 2018 (at DAL).

- At Miami (9/9), played as a reserve on special teams and collected a tackle on coverage units.
- Against Houston (9/16), saw action as a reserve on special teams before leaving the game in the first quarter with an injury.
- At Jacksonville (9/23), was inactive.
- Against Philadelphia (9/30), was inactive.
- At Buffalo (10/7), returned to the lineup as a reserve on special teams.
- Against Baltimore (10/14), played as a reserve on special teams.
- At Los Angeles Chargers in London (10/21), saw action as a reserve at running back and rushed once for two yards.
- At Dallas (11/5), played as a reserve on special teams and tied for the team lead with a tackle on coverage units.
- Against New England (11/11), saw action as a reserve at running back and carried the ball three times for 14 yards before leaving the contest in

the second quarter with an injury.

- At Indianapolis (11/18), was inactive.
- At Houston (11/26), was inactive.
- Against N.Y. Jets (12/2), was inactive.
- Against Jacksonville (12/6), was inactive.
- At N.Y. Giants (12/16), was inactive.

**2017 (16/0, 2/0):** Saw action in all 16 games as a reserve primarily on special teams and notched nine special teams tackles. Carried the ball four times for 21 yards. Played as a reserve in his first two career postseason contests and notched a special teams stop. Tied for the team lead in special teams tackles once in 2017 (at CLE). Appeared in his first career NFL game against Oakland (9/10/17).

- Against Oakland (9/10), saw action as a reserve on special teams in his NFL debut.
- At Jacksonville (9/17), played as a reserve at running back and carried the ball three times for 18 yards. Collected a special teams tackle on coverage units.
- At Houston (10/1), played as a reserve on special teams and saw limited action at running back. Carried the ball once for three yards.
- Against Baltimore (11/5), played as a reserve on special teams and notched two tackles on coverage units.
- Against Jacksonville (12/31), registered two special teams tackles on coverage units.
- At Kansas City (1/6), played as a reserve at running back and on special teams in his first career postseason game. Posted a special teams tackle on coverage units.

**2016 (0/0):** Spent the first nine weeks of the season on the Titans' practice squad before being elevated to the 53-man roster on Nov. 8. Was inactive for four games. Was released on Dec. 12 and spent the final three weeks on the team's practice squad.

**2015 (0/0):** Spent the entire season on the Titans' practice squad.

## COLLEGE:

- A two-time first-team All-MAC selection, Fluellen finished his collegiate career fourth on Toledo's all-time rushing list with 3,336 rushing yards.
- As a senior (2013), gained 1,121 yards rushing despite missing most of four games due to injuries. Added 10 touchdowns during his senior campaign, earning first-team All-MAC honors for his play.
- As a junior (2012), garnered first-team All-MAC accolades after finishing eighth in the nation with 124.8 yards per game. His 1,498 rushing yards ranked fifth all-time at Toledo and his 13 touchdowns were a career high.
- Surpassed the 100-yard mark in six straight games as a junior, including a trio of 200-plus contests.
- As a sophomore (2011), ranked third on the team with 493 rushing yards.
- As a true freshman (2010), gained 224 yards and score one touchdown on 38 carries.
- Earned his degree in criminal justice at Toledo.

## PERSONAL:

- Married to Desiree Wiley, the couple resides in Nashville.
- Earned first-team All-Western New York and first-team Class AA all-state honors as a senior at Lockport High School after rushing for 1,638 yards and 19 touchdowns as a senior.
- Finished his career as Lockport's all-time leading rusher with 4,744 yards and was named the Class AA Co-Player of the Year as a senior, in addition



to being named a top five finalist for the New York State Player of the Year award.

- Son of David Fluellen Sr. and Arletha.
- His brother, Jhamal Fluellen, was a running back at Syracuse and Maine. He also has five sisters.
- List of favorites: (actor) Denzel Washington; (movie) "300"; (restaurant) Chipotle; (musician) Drake; and (athlete as a child) Michael Jordan.
- Born David Fluellen on Jan. 28, 1992 in Lockport, N.Y.

## DAVID FLUELLEN'S GAME-BY-GAME

2017 Tennessee Titans										2018 Tennessee Titans									
RUSHING										RUSHING									
Date	Opp	W/L	P/S	Att	Yds	Avg	Lg	TD	No	Yds	Avg	Lg	TD	No	Yds	Avg	Lg	TD	No
Sept 10	Oak	L	p	0	0	-	0	0	0	0	0	-	0	0	0	-	0	0	0
Sept 17	@ Jax	W	p	3	18	6.0	10	0	0	0	-	0	0	0	0	-	0	0	0
Sept 24	Sea	W	p	0	0	-	0	0	0	0	-	0	0	0	0	-	0	0	0
Oct 1	@ Hou	L	p	1	3	3.0	3	0	0	0	-	0	0	0	0	-	0	0	0
Oct 8	@ Mia	L	p	0	0	-	0	0	0	0	-	0	0	0	0	-	0	0	0
Oct 16	Ind	W	p	0	0	-	0	0	0	0	-	0	0	0	0	-	0	0	0
Oct 22	@ Cle	W	p	0	0	-	0	0	0	0	-	0	0	0	0	-	0	0	0
Nov 5	Bal	W	p	0	0	-	0	0	0	0	-	0	0	0	0	-	0	0	0
Nov 12	Cin	W	p	0	0	-	0	0	0	0	-	0	0	0	0	-	0	0	0
Nov 16	@ Pit	L	p	0	0	-	0	0	0	0	-	0	0	0	0	-	0	0	0
Nov 26	@ Ind	W	p	0	0	-	0	0	0	0	-	0	0	0	0	-	0	0	0
Dec 3	Hou	W	p	0	0	-	0	0	0	0	-	0	0	0	0	-	0	0	0
Dec 10	@ Ari	L	p	0	0	-	0	0	0	0	-	0	0	0	0	-	0	0	0
Dec 17	@ SF	L	p	0	0	-	0	0	0	0	-	0	0	0	0	-	0	0	0
Dec 24	LAR	L	p	0	0	-	0	0	0	0	-	0	0	0	0	-	0	0	0
Dec 31	Jax	W	p	0	0	-	0	0	0	0	-	0	0	0	0	-	0	0	0
<b>Totals</b>	<b>9-7</b>	<b>16/0</b>		<b>4</b>	<b>21</b>	<b>5.3</b>	<b>10</b>	<b>0</b>	<b>0</b>	<b>0</b>	<b>-</b>	<b>0</b>	<b>0</b>	<b>0</b>	<b>0</b>	<b>-</b>	<b>0</b>	<b>0</b>	<b>0</b>
<b>Playoffs</b>																			
Jan 6	@ KC	W	p	0	0	-	0	0	0	0	-	0	0	0	0	-	0	0	0
Jan 13	@ NE	L	p	0	0	-	0	0	0	0	-	0	0	0	0	-	0	0	0
<b>Totals</b>	<b>1-1</b>	<b>2/0</b>		<b>0</b>	<b>0</b>	<b>0.0</b>	<b>0</b>	<b>0</b>	<b>0</b>	<b>0</b>	<b>0.0</b>	<b>0</b>	<b>0</b>	<b>0</b>	<b>0</b>	<b>0.0</b>	<b>0</b>	<b>0</b>	<b>0</b>

2018 Tennessee Titans										2018 Tennessee Titans									
RUSHING										RUSHING									
Date	Opp	W/L	P/S	Att	Yds	Avg	Lg	TD	No	Yds	Avg	Lg	TD	No	Yds	Avg	Lg	TD	No
Sept 9	@ Mia	L	p	0	0	-	0	0	0	0	-	0	0	0	0	-	0	0	0
Sept 16	Hou	W	p	0	0	-	0	0	0	0	-	0	0	0	0	-	0	0	0
Sept 23	@ Jax	W	IA																
Sept 30	Phi	W	IA																
Oct 7	@ Buf	L	p	0	0	-	0	0	0	0	-	0	0	0	0	-	0	0	0
Oct 14	Bal	L	p	0	0	-	0	0	0	0	-	0	0	0	0	-	0	0	0
Oct 21	@ LAC	L	p	1	2	2.0	2	0	0	0	-	0	0	0	0	-	0	0	0
Nov 5	@ Dal	W	p	0	0	-	0	0	0	0	-	0	0	0	0	-	0	0	0
Nov 11	NE	W	p	3	14	4.7	13	0	0	0	-	0	0	0	0	-	0	0	0
Nov 18	@ Ind	L	IA																
Nov 26	@ Hou	L	IA																
Dec 2	NYJ	W	IA																
Dec 6	Jax	W	IA																
Dec 16	@ NYG	W	IA																
Dec 22	Was																		
Dec 30	Ind																		
Placed on injured reserve on Dec. 20, 2018																			
<b>Totals</b>	<b>8-6</b>	<b>7/0</b>		<b>4</b>	<b>16</b>	<b>4.0</b>	<b>13</b>	<b>0</b>	<b>0</b>	<b>0</b>	<b>-</b>	<b>0</b>	<b>0</b>	<b>0</b>	<b>0</b>	<b>-</b>	<b>0</b>	<b>0</b>	<b>0</b>

## DAVID FLUELLEN'S NFL STATISTICS

REGULAR SEASON										RUSHING									
Year	Team	GP	GS	No	Yds	Avg	Lg	TD	Att	Yds	Avg	Lg	TD	Att	Yds	Avg	Lg	TD	Att
2015	Tennessee	0	0																
2016	Tennessee	0	0	0	0	-	0	0	0	0	-	0	0	0	0	-	0	0	0
2017	Tennessee	16	0	4	21	5.3	10	0	0	0	-	0	0	0	0	-	0	0	0
2018	Tennessee	7	0	4	16	4.0	13	0	0	0	-	0	0	0	0	-	0	0	0
<b>NFL Totals</b>		<b>23</b>	<b>0</b>	<b>8</b>	<b>37</b>	<b>4.6</b>	<b>13</b>	<b>0</b>	<b>0</b>	<b>0</b>	<b>-</b>	<b>0</b>	<b>0</b>	<b>0</b>	<b>0</b>	<b>-</b>	<b>0</b>	<b>0</b>	<b>0</b>

PLAYOFFS										RUSHING									
Year	Team	GP	GS	No	Yds	Avg	Lg	TD	Att	Yds	Avg	Lg	TD	Att	Yds	Avg	Lg	TD	Att
2017	Tennessee	2	0	0	0	0.0	0	0	0	0	-	0	0	0	0	-	0	0	0
<b>NFL Totals</b>		<b>2</b>	<b>0</b>	<b>0</b>	<b>0</b>	<b>0.0</b>	<b>0</b>	<b>0</b>	<b>0</b>	<b>0</b>	<b>-</b>	<b>0</b>	<b>0</b>	<b>0</b>	<b>0</b>	<b>-</b>	<b>0</b>	<b>0</b>	<b>0</b>

### Single-Game Highs

Rushes - **3 (Twice last vs. New England 11/11/18)**  
Rushing Yards - 18 at Jacksonville (9/17/17)  
Long Rush - **13 vs. New England (11/11/18)**

### Additional Statistics

Special Teams Tackles - 9 (2017), **2 (2018)**

### Playoff Statistics

Special Teams Tackles - 1 (2017)  
Kickoff Return - 1 for 12 yards (2017)



# 7 BLAINE GABBERT

QUARTERBACK • 6'4" • 235 LBS • COLLEGE: MISSOURI

ACQUIRED: UNRESTRICTED FREE AGENT (ARI) - 2018

NFL EXPERIENCE (NFL/TITANS): 8/1 • HOMETOWN: BALLWIN, MO.

GAMES PLAYED/GAMES STARTED: 56/48 (PLAYOFFS: 0/0)



**PRO:** The Titans signed Blaine Gabbert in the 2018 offseason to provide a veteran presence among the team's quarterbacks. Gabbert spent the seven previous seasons with the Jacksonville Jaguars, San Francisco 49ers and Arizona Cardinals. In 2017, the former first-round pick started five games for the Cardinals and completed 95 of 171 passes for 1,086 yards with six touchdowns and six interceptions.

## CAREER HIGHLIGHTS:

- In 2015, Gabbert started eight games for the San Francisco 49ers and set career highs in completion percentage (63.1), yards per attempt (7.2), passer rating (86.2) and rushing yards (185). Completed 178 of 282 pass attempts for 2,031 yards with 10 touchdowns.
- As a rookie in 2011, Gabbert started 14 of 15 games for the Jacksonville Jaguars and connected on 210 of 413 pass attempts for 2,214 yards with 12 touchdowns.

## TITANS TIDBITS:

- Gabbert was invited to participate in the Elite 11 quarterback camp in the summer of 2007 where he won the camp MVP honors.
- Gabbert enjoys deep sea fishing and fly fishing in his free time. Has caught a wide variety of fish, from sailfish and tuna, to salmon, trout and bass.
- At the age of 13, Gabbert began training at Hammer Bodies, a fitness center in Missouri, where he trained like a college and professional athlete. He trained at the same facility as NBA players David Lee as well as Tyler and Ben Hansbrough.

## CAREER TRANSACTIONS:

- The Ballwin, Mo., native was originally selected by the Jacksonville Jaguars in the first round (10th overall) of the 2011 NFL Draft.
- Traded from Jacksonville to the San Francisco 49ers for a 2014 sixth-round draft choice on March 11, 2014.
- Signed by the 49ers as an unrestricted free agent on March 12, 2015.
- Signed by the Arizona Cardinals as an unrestricted free agent on May 11, 2017.
- Signed by the Titans as an unrestricted free agent on April 3, 2018.

## SEASON RECAPS:

**2018 (8/3 - Tennessee):** Played in eight games with three starts at quarterback and completed 61 of 101 passes for 626 yards with four touchdowns and four interceptions for a 74.9 passer rating. Had six rushes for zero yards. Did not play in seven games and was inactive for another contest. Has engineered seven career game-winning drives defined when the team trailed or was tied in the fourth quarter or overtime, including two in 2018 (vs. HOU, vs. WAS).

• At Miami (9/9), entered the game as a reserve late in the third quarter and connected on 11 of 22 passes for 117 yards with an interception. Kept the Titans' scoring drive alive with a 15-yard connection to Corey Davis on third-and-nine on the first play of the fourth quarter. Extended the Titans' final scoring drive with a 12-yard toss to Jonnu Smith on third-and-10 late in the fourth quarter.

• Against Houston (9/16), started at quarterback and completed 13 of 20 passes for 117 yards with a touchdown for a 97.3 passer rating. Kept the Titans' second touchdown drive alive with a seven-yard strike to Corey Davis on third-and-four late in the first quarter. Gave the Titans a 14-0 lead with a 18-yard touchdown pass to Taywan Taylor with 35 seconds left to play in the first quarter. Extended the Titans' initial scoring drive in the fourth quarter with a 14-yard pass to Tajaé Sharpe on third-and-three in the fourth quarter. Converted a third-and-one with a quarterback sneak during

the Titans' game-winning scoring drive late in the fourth quarter.

• At Jacksonville (9/23), started at quarterback and completed one of three passes for eight yards before leaving the game midway through the first quarter with an injury. Extended the Titans' first scoring drive with a eight-yard pass to Taywan Taylor on third-and-six in the first quarter.

• Against Philadelphia (9/30), was inactive.

• At Buffalo (10/7), did not play as the backup quarterback.

• Against Baltimore (10/14), did not play as the backup quarterback.

• At Los Angeles Chargers in London (10/21), did not see action as the backup quarterback.

• At Dallas (11/5), did not play as the backup quarterback.

• Against New England (11/11), did not see action as the backup quarterback.

• At Indianapolis (11/18), entered the game late in the second quarter and completed 11 of 16 passes for 118 yards with a touchdown and an interception. Converted a pair of third downs on the Titans' touchdown drive: a 14-yard strike to Tajaé Sharpe on third-and-six and a 28-yard connection to Anthony Firkser on third-and-eight in the fourth quarter. Found Sharpe in the corner of the end zone for a one-yard touchdown pass late in the fourth quarter.

• At Houston (11/26), did not play as the backup quarterback.

• Against N.Y. Jets (12/2), entered the game for the final kneel down in the fourth quarter.

• Against Jacksonville (12/6), did not see action as the backup quarterback.

• At N.Y. Giants (12/16), entered as a reserve for the final series of kneel downs to end the game.

• Against Washington (12/22), entered the game late in the second quarter and completed seven of 11 passes for 101 yards with a touchdown for a 123.7 passer rating. Extended a Titans' scoring drive with a 14-yard connection to Darius Jennings on third-and-seven late in the third quarter. Kickstarted the Titans' game-winning touchdown drive with a 35-yard pass to Taywan Taylor in the fourth quarter. Gave the Titans a 19-16 lead with a two-yard touchdown toss to MyCole Pruitt in the final stanza.

• Against Indianapolis (12/30), started at quarterback and completed 18 of 29 passes for 165 yards with a touchdown and two interceptions. Cut the Colts' lead to 24-17 with a 22-yard touchdown pass to Luke Stocker with 1:47 left to play in the third quarter.

**2017 (5/5 - Arizona):** Started five games and completed 95 of 171 passes for 1,086 yards with six touchdowns and six interceptions for a 71.9 passer rating. Was inactive for the first seven weeks of the season. Did not play in four games.

• At Houston (11/19), connected on 22 of 34 passes for 257 yards and a career-high three touchdowns for a 92.4 passer rating in his Cardinals debut.

• Against Jacksonville (11/26), led the Cardinals on two fourth quarter scoring drives, completing both of his passes for 22 yards on the final possession – his fourth career game-winning drive – against the NFL's No. 1 overall defense, No. 1 pass defense and No. 1 scoring defense. Threw for 241 yards with two touchdowns for a 83.3 passer rating.

• Against Tennessee (12/10), led the Cardinals to a 12-7 comeback victory on 10-of-12 passing for 122 yards in the second half.

**2016 (6/5 - San Francisco):** Started five of the six games he appeared in, completing 91 of 160 pass attempts for 925 yards with five touchdowns and six interceptions. Rushed for 173 yards and a career-high two touchdowns on 40 attempts. Did not play in seven games and was inactive for three contests.

• Against Los Angeles Rams (9/12), started in the season opener and

completed 22 of 35 pass attempts for 170 yards and a touchdown in a 28-0 victory.

- At Carolina (9/18), posted season-highs with 243 passing yards and two touchdown passes.
- Against Arizona (10/6), threw for 162 yards and a touchdown while rushing for a career-high 70 yards and a touchdown on 10 carries.

**2015 (8/8 - San Francisco):** Started all eight games he appeared in and completed 178 of 282 pass attempts for 2,031 yards with 10 touchdowns, seven interceptions and a passer rating of 86.2. Established career highs in completion percentage (63.1), yards per attempt (7.2), passer rating (86.2) and rushing yards (185). Started the final eight games of the season and completed at least 60 percent of his pass attempts in seven contests and threw for at least one touchdown in all eight games. Finished with a passer rating of 90.0+ in four games and 80.0+ in six others. Did not play in the first eight games of the season.

- Against Atlanta (11/8), made his first start of the season and completed 15 of 25 pass attempts for 185 yards and two touchdowns in a 17-16 victory.
- At Seattle (11/22), completed 22 of 34 pass attempts for 264 yards with a touchdown and a 98.2 passer rating.
- Against Arizona (11/29), posted a season-high 69.4 completion percentage (25 of 36) while throwing for 318 yards for a 94.4 passer rating.
- At Chicago (12/6), made his fourth start of the season and led the 49ers to a dramatic come-from-behind OT victory. With the 49ers trailing by seven late in the fourth quarter, had the first rushing touchdown of his career on a 44-yard run to tie the game at 20-20 and force overtime. On the 49ers second possession of overtime, threw a 71-yard game-winning touchdown pass to Torrey Smith.
- At Detroit (12/27), completed 22 of 33 pass attempts for 225 yards with two touchdowns for a season-high 106.3 passer rating.
- Against St. Louis (1/3), led the 49ers to their second overtime victory of the season in the finale while throwing for a career-high 354 yards. Led a pair of 12-play scoring drives in the second half to force overtime and then completed three of four pass attempts for 54 yards to set up a game-winning 23-yard field goal in the extra session.

**2014 (1/0 - San Francisco):** Served as the backup to starter Colin Kaepernick for all 16 games in his first season with the 49ers after being acquired by the team in a March trade.

- At Denver (10/19), made his lone appearance of the season and completed three of seven pass attempts for 38 yards with a touchdown.

**2013 (3/3 - Jacksonville):** Started three games in his third and final season with the Jaguars. Was inactive for four games and dressed, but did not play in final nine games. Completed 42 of 86 pass attempts for 481 yards with one touchdown and seven interceptions.

- Against Kansas City (9/8), started in the season opener and suffered a hand injury that kept him out of the next two games.
- At St. Louis (10/6), started and completed nine of 19 passes for 181 yards with one touchdown and two interceptions. Had four completions of 20-plus yards including a 67-yard touchdown pass to Justin Blackmon in the first quarter. Left the game in the third quarter with a hamstring injury and did not return.

**2012 (10/10 - Jacksonville):** Started the first 10 games before an arm injury suffered in Week 11 placed him on injured reserve. Completed 162 of 278 pass attempts for 1,662 yards with nine touchdowns and six interceptions. Had 200-plus passing yards in three consecutive games for the first time in his career and recorded 18 completions of 20-plus yards with three resulting in touchdowns.

- At Minnesota (9/9), completed 23 of 39 pass attempts for a then-career high 260 yards and a 96.1 passer rating in the season opener. Posted a one-yard touchdown pass to Marcedes Lewis in the second quarter and hooked up with Cecil Shorts for a 39-yard scoring play in the fourth quarter.
- At Indianapolis (9/23), connected with Cecil Shorts for an 80-yard touchdown that gave club a 22-17 lead with 45 seconds remaining in the fourth quarter. It marked the longest completion of his career and tied for the third-longest in franchise history.
- At Oakland (10/21), connected with Cecil Shorts on a 42-yard touchdown pass in the first quarter. Connected on eight of 12 pass attempts for 110 yards before leaving the game in the second quarter with a left shoulder injury.
- At Green Bay (10/28), established then-career highs in completions (27) and attempts (49) while posting his first career 300-yard outing with 303

yards.

- Against Detroit (11/4), completed 27 of 38 pass attempts for 220 yards with two touchdowns and two interceptions, marking the second consecutive game with 27 completions.

**2011 (15/14 - Jacksonville):** Started 14 of 15 games during his first NFL season, the most starts by a rookie quarterback in Jaguars history. Completed 210 of 413 pass attempts for 2,214 yards with 12 touchdowns and 11 interceptions. Had at least one touchdown pass in 10 of 14 starts. Rushed 48 times for 98 yards. Did not play in the regular season opener.

- At N.Y. Jets (9/18), made his NFL debut in the fourth quarter and completed five of six pass attempts for 52 yards in two offensive series.
- At Carolina (9/25), made his first career start and completed 12 of 21 pass attempts for 139 yards with a touchdown and interception. Hooked up with Mike Thomas for a 36-yard touchdown pass as time expired in the first half for his first career touchdown pass.
- Against Cincinnati (10/9), connected with Jason Hall on a 74-yard touchdown pass in the fourth quarter, the fifth-longest touchdown pass in franchise history. Completed 15 of 28 attempts for 221 yards and 91.5 passer rating.
- At Indianapolis (11/13), completed 14 of 21 pass attempts for 118 yards, a touchdown and interception. Connected on eight of nine passes for 70 yards and a touchdown in the second half to earn his first career road win.
- At San Diego (12/5), completed 19 of 33 attempts for 195 yards, a season-high two touchdowns and an 82.3 passer rating.
- Against Tampa Bay (12/1), threw two touchdown passes, giving him multiple touchdown passes in consecutive games.

#### COLLEGE:

- Started 26 of 31 games in three seasons at Missouri and completed 568 of 933 pass attempts for 6,822 yards with 40 touchdowns and 18 interceptions. Posted an 18-8 record as a starter. His 6,822 passing yards ranked third in school history while his passer efficiency rating of 132.6 is topped only by Chase Daniel (148.9) in school annals. Left school following his junior season.
- As a junior (2010), started all 13 games and completed 301 of 475 pass attempts for 3,186 yards with 16 touchdowns and nine interceptions. Added 232 rushing yards on 112 carries. Directed team to 10-3 record and a share of the Big 12 Conference North Division title, only the third 10-win regular season in school history at the time. Selected All-Big 12 honorable mention by the league's coaches and second-team Academic All-Big 12 selection. Threw for a school bowl-record 434 yards and a touchdown in the Insight Bowl.
- As a sophomore (2009), started all 13 games in his first season as a starter and guided the team to eight wins. Earned second-team All-Big 12 honors and was a first-team Academic All-Big 12 selection. Connected on 262 of 445 passing for 3,593 yards with 24 touchdowns and nine interceptions. Added 204 rushing yards and three touchdowns.
- As a true freshman (2008), saw action in five games behind Chase Daniel and completed five of 13 passes for 43 yards. Rushed six times for 22 yards.
- Majored in business at Missouri.

#### PERSONAL:

- Attended Parkway West (Ballwin, Mo.) High School. Earned MVP honors at EA Sports Elite 11 QB camp prior to his senior season. Also played in U.S. Army All-America Bowl and was the consensus No. 1 player in state of Missouri.
- As a senior (2007), played in only five games, as he began the year with an injured foot, and then was lost for season with a shoulder injury. Finished with 623 passing yards and five touchdowns.
- As a junior (2006), led the team to 8-3 mark including a trip to state playoffs. Connected on 119 of 231 passing for 1,523 yards and 20 touchdowns while rushing for 458 yards and eight touchdowns.
- Also lettered in baseball and earned all-conference honors.
- Follow Gabbert on Twitter and Instagram at @BlaineGabbert.
- Born Blaine Williamson Gabbert on Oct. 15, 1989 in Ballwin, Mo.



# BLAINE GABBERT'S GAME-BY-GAME

## 2011 Jacksonville Jaguars

Date	Opp	W/L	P/S	PASSING										RUSHING					COMBINED		RUSH + PASS
				Att	Cmp	Pct	Yds	Yds/Att	TD	Int	Lg	Sk	Lst	Rating	Att	Yds	Avg	Lg	TD	Yards	Touchdowns
Sept 11	Ten	W	DNP																		
Sept 18	@ NYJ	L	p	6	5	83.3	52	8.67	0	0	14	1	10	102.8	1	1	1.0	1	0	53	
Sept 25	@ Car	L	S	21	12	57.1	139	6.62	1	1	36t	2	10	73.3	4	2	0.5	2	0	141	36
Oct 2	NO	L	S	42	16	38.1	196	4.67	1	1	47	3	26	51.3	2	14	7.0	12	0	210	14
Oct 9	Cin	L	S	28	15	53.6	221	7.89	1	0	74t	3	21	91.5	5	11	2.2	6	0	232	74
Oct 16	@ Pit	L	S	26	12	46.2	109	4.19	1	0	21	5	33	70.8	3	16	5.3	10	0	125	18
Oct 24	Bal	W	S	20	9	45.0	93	4.65	0	0	24	4	20	59.0	5	-1	-0.2	2	0	92	
Oct 30	@ Hou	L	S	30	10	33.3	97	3.23	1	2	21	1	7	26.7	4	14	3.5	11	0	111	5
Nov 13	@ Ind	W	S	21	14	66.7	118	5.62	1	1	19	2	8	77.1	6	8	1.3	5	0	126	11
Nov 20	@ Cle	L	S	41	22	53.7	210	5.12	0	0	28	1	15	68.1	2	10	5.0	6	0	220	
Nov 27	Hou	L	S	29	13	44.8	136	4.69	0	1	31	6	35	44.6	1	1	1.0	1	0	137	
Dec 5	SD	L	S	33	19	57.6	195	5.91	2	1	48	2	18	82.3	6	19	3.2	5	0	214	9, 5
Dec 11	TB	W	S	33	19	57.6	217	6.58	2	2	62	1	8	72.4	4	-3	-0.8	0	0	214	5, 5
Dec 15	@ Atl	L	S	22	12	54.5	141	6.41	1	1	22	5	50	70.5	1	5	5.0	5	0	146	16
Dec 24	@ Ten	L	S	42	21	50.0	198	4.71	0	1	22	1	11	53.5	1	4	4.0	4	0	202	
Jan 1	Ind	W	S	19	11	57.9	92	4.84	1	0	23t	3	21	88.0	3	-3	-1.0	-1	0	89	23
<b>Totals</b>		<b>5-11</b>	<b>15/14</b>	<b>413</b>	<b>210</b>	<b>50.8</b>	<b>2,214</b>	<b>5.36</b>	<b>12</b>	<b>11</b>	<b>74t</b>	<b>40</b>	<b>293</b>	<b>65.4</b>	<b>48</b>	<b>98</b>	<b>2.0</b>	<b>12</b>	<b>0</b>	<b>2,312</b>	

## 2012 Jacksonville Jaguars

Date	Opp	W/L	P/S	PASSING										RUSHING					COMBINED		RUSH + PASS
				Att	Cmp	Pct	Yds	Yds/Att	TD	Int	Lg	Sk	Lst	Rating	Att	Yds	Avg	Lg	TD	Yards	Touchdowns
Sept 9	@ Min	L	S	39	23	59.0	260	6.67	2	0	39t	2	18	96.1	5	6	1.2	4	0	266	1, 39
Sept 16	Hou	L	S	19	7	36.8	53	2.79	1	0	32	3	24	62.8	1	5	5.0	5	0	58	5
Sept 23	@ Ind	W	S	21	10	47.6	155	7.38	1	0	80t	1	7	88.4	2	11	5.5	9	0	166	80
Sept 30	Cin	L	S	34	23	67.6	186	5.47	1	1	23	6	43	78.8	3	19	6.3	9	0	205	2
Oct 7	Chi	L	S	33	17	51.5	142	4.30	0	2	34	3	13	37.7	2	1	0.5	2	0	143	
Oct 21	@ Oak	L	S	12	8	66.7	110	9.17	1	0	42t	0	0	123.6	0	0	-	-	0	110	42
Oct 28	@ GB	L	S	49	27	55.1	303	6.18	1	0	36	2	24	80.6	1	0	0.0	0	0	303	1
Nov 4	Det	L	S	38	27	71.1	220	5.79	2	2	25	1	5	81.0	3	4	1.3	2	0	224	5, 6
Nov 8	Ind	L	S	31	18	58.1	209	6.74	0	1	52	3	24	65.1	1	10	10.0	10	0	219	
Nov 18	@ Hou	L	S	2	2	100.0	24	12.00	0	0	15	1	0	116.7	0	0	-	-	0	24	
Nov 25	Ten	W																			
Dec 2	@ Buf	L																			
Dec 9	NYJ	L																			
Dec 16	@ Mia	L																			
Dec 23	NE	L																			
Dec 30	@ Ten	L																			
<b>Totals</b>		<b>2-14</b>	<b>10/10</b>	<b>278</b>	<b>162</b>	<b>58.3</b>	<b>1,662</b>	<b>5.98</b>	<b>9</b>	<b>6</b>	<b>80t</b>	<b>22</b>	<b>158</b>	<b>77.4</b>	<b>18</b>	<b>56</b>	<b>3.1</b>	<b>10</b>	<b>0</b>	<b>1,718</b>	

Placed on injured reserve on Nov. 21, 2012

## 2013 Jacksonville Jaguars

Date	Opp	W/L	P/S	PASSING										RUSHING					COMBINED		RUSH + PASS
				Att	Cmp	Pct	Yds	Yds/Att	TD	Int	Lg	Sk	Lst	Rating	Att	Yds	Avg	Lg	TD	Yards	Touchdowns
Sept 8	KC	L	S	35	16	45.7	121	3.46	0	2	18	6	50	30.8	4	16	4.0	7	0	137	
Sept 15	@ Oak	L	IA																		
Sept 22	@ Sea	L	IA																		
Sept 29	Ind	L	S	32	17	53.1	179	5.59	0	3	31	4	14	30.6	2	10	5.0	5	0	189	
Oct 6	@ StL	L	S	19	9	47.4	181	9.53	1	2	67t	2	3	59.2	3	6	2.0	4	0	187	67
Oct 13	@ Den	L	IA																		
Oct 20	SD	L	IA																		
Oct 27	SF	L	DNP																		
Nov 10	@ Ten	W	DNP																		
Nov 17	Ari	L	DNP																		
Nov 24	@ Hou	W	DNP																		
Dec 1	@ Cle	W	DNP																		
Dec 5	Hou	W	DNP																		
Dec 15	Buf	L	DNP																		
Dec 22	Ten	L	DNP																		
Dec 29	@ Ind	L	DNP																		
<b>Totals</b>		<b>4-12</b>	<b>3/3</b>	<b>86</b>	<b>42</b>	<b>48.8</b>	<b>481</b>	<b>5.59</b>	<b>1</b>	<b>7</b>	<b>67t</b>	<b>12</b>	<b>67</b>	<b>36.0</b>	<b>9</b>	<b>32</b>	<b>3.6</b>	<b>7</b>	<b>0</b>	<b>513</b>	

# BLAINE GABBERT'S GAME-BY-GAME CONT.

## 2014 San Francisco 49ers

2014 San Francisco 49ers				PASSING											RUSHING					COMBINED	RUSH + PASS
Date	Opp	W/L	P/S	Att	Cmp	Pct	Yds	Yds/Att	TD	Int	Lg	Sk	Lst	Rating	Att	Yds	Avg	Lg	TD	Yards	Touchdowns
Sept 7	@ Dal	W	DNP																		
Sept 14	Chi	L	DNP																		
Sept 21	@ Ari	L	DNP																		
Sept 28	Phi	W	DNP																		
Oct 5	KC	W	DNP																		
Oct 13	@ StL	W	DNP																		
Oct 19	@ Den	L	p	7	3	42.9	38	5.43	1	0	20t	0	0	100.0	1	5	5.0	5	0	43	20
Nov 2	StL	L	DNP																		
Nov 9	@ NO	W	DNP																		
Nov 16	@ NYG	W	DNP																		
Nov 23	Was	W	DNP																		
Nov 27	Sea	L	DNP																		
Dec 7	@ Oak	L	DNP																		
Dec 14	@ Sea	L	DNP																		
Dec 20	SD	L	DNP																		
Dec 28	Ari	W	DNP																		
Totals		8-8	1/0	7	3	42.9	38	5.43	1	0	20t	0	0	100.0	1	5	5.0	5	0	43	

## 2015 San Francisco 49ers

2015 San Francisco 49ers				PASSING											RUSHING					COMBINED RUSH + PASS		
Date	Opp	W/L	P/S	Att	Cmp	Pct	Yds	Yds/Att	TD	Int	Lg	Sk	Lst	Rating	Att	Yds	Avg	Lg	TD	Yards	Touchdowns	
Sept 14	Min	W	DNP																			
Sept 20	@ Pit	L	DNP																			
Sept 27	@ Ari	L	DNP																			
Oct 4	GB	L	DNP																			
Oct 11	@ NYG	L	DNP																			
Oct 18	Bal	W	DNP																			
Oct 22	Sea	L	DNP																			
Nov 1	@ StL	L	DNP																			
Nov 8	Atl	W	S	25	15	60.0	185	7.40	2	2	41	0	0	76.3	8	32	4.0	10	0	217	1, 11	
Nov 22	@ Sea	L	S	34	22	64.7	264	7.76	1	0	36	2	17	98.2	4	22	5.5	10	0	286	19	
Nov 29	Ari	L	S	36	25	69.4	318	8.83	1	1	48	2	17	94.4	1	11	11.0	11	0	329	8	
Dec 6	@ Chi	W	S	32	18	56.3	196	6.13	1	0	71t	4	26	84.9	6	75	12.5	44t	1	271	44r, 71	
Dec 13	@ Cle	L	S	28	18	64.3	194	6.93	1	0	24	9	44	96.4	3	19	6.3	11	0	213	6	
Dec 20	Cin	L	S	50	30	60.0	295	5.90	1	3	29	4	32	58.3	2	10	5.0	6	0	305	15	
Dec 27	@ Det	L	S	33	22	66.7	225	6.82	2	0	38	3	24	106.3	1	9	9.0	9	0	234	1, 16	
Jan 3	StL	W	S	44	28	63.6	354	8.05	1	1	44	1	4	86.7	7	7	1.0	9	0	361	33	
Totals				5-11	8/8	282	178	63.1	2,031	7.20	10	7	71t	25	164	86.2	32	185	5.8	44t	1	2,216

## 2016 San Francisco 49ers

2016 San Francisco 49ers				PASSING										RUSHING					COMBINED RUSH + PASS		
Date	Opp	W/L	P/S	Att	Cmp	Pct	Yds	Yds/Att	TD	Int	Lg	Sk	Lst	Rating	Att	Yds	Avg	Lg	TD	Yards	Touchdowns
Sept 12	LAR	W	S	35	22	62.9	170	4.86	1	0	35	0	0	84.2	9	43	4.8	11	0	213	8
Sept 18	@ Car	L	S	36	17	47.2	243	6.75	2	2	75t	2	6	64.9	3	10	3.3	6	1	253	28, 1r, 75
Sept 25	@ Sea	L	S	25	14	56.0	119	4.76	0	1	20	0	0	51.9	5	22	4.4	10	0	141	
Oct 2	Dal	L	S	23	16	69.6	196	8.52	1	1	33t	1	7	91.9	12	27	2.3	7	0	223	33
Oct 6	Ari	L	S	31	18	58.1	162	5.23	1	2	24	7	27	56.1	10	70	7.0	24	1	232	9, 1r
Oct 16	@ Buf	L	DNP																		
Oct 23	TB	L	DNP																		
Nov 6	NO	L	DNP																		
Nov 13	@ Ari	L	DNP																		
Nov 20	NE	L	DNP																		
Nov 27	@ Mia	L	DNP																		
Dec 4	@ Chi	L	p	10	4	40.0	35	3.50	0	0	18	1	8	50.0	1	1	1.0	1	0	36	
Dec 11	NYJ	L	DNP																		
Dec 18	@ Atl	L	IA																		
Dec 24	@ LAR	W	IA																		
Jan 1	Sea	L	IA																		
Totals		2-14	6/5	160	91	56.9	925	5.78	5	6	75t	11	48	68.4	40	173	4.3	24	2	1,098	

## BLAINE GABBERT'S GAME-BY-GAME CONT.

2017 Arizona Cardinals				PASSING											RUSHING					COMBINED RUSH + PASS	
Date	Opp	W/L	P/S	Att	Cmp	Pct	Yds	Yds/Att	TD	Int	Lg	Sk	Lst	Rating	Att	Yds	Avg	Lg	TD	Yards	Touchdowns
Sept 10	@ Det	L	IA																		
Sept 17	@ Ind	W	IA																		
Sept 25	Dal	L	IA																		
Oct 1	SF	W	IA																		
Oct 8	@ Phi	L	IA																		
Oct 15	TB	W	IA																		
Oct 22	@ LAR	L	IA																		
Nov 5	@ SF	W	DNP																		
Nov 9	Sea	L	DNP																		
Nov 19	@ Hou	L	S	34	22	64.7	257	7.56	3	2	28t	2	13	92.4	3	13	4.3	12	0	270	20, 11, 28
Nov 26	Jax	W	S	38	22	57.9	241	6.34	2	1	52t	1	5	83.3	6	17	2.8	9	0	258	29, 52
Dec 3	LAR	L	S	32	18	56.3	221	6.91	1	2	27	7	34	62.1	3	12	4.0	5	0	233	15
Dec 10	Ten	W	S	26	17	65.4	178	6.85	0	0	23	8	53	85.1	4	12	3.0	11	0	190	
Dec 17	@ Was	L	S	41	16	39.0	189	4.61	0	1	46	5	44	43.6	6	28	4.7	10	0	217	
Dec 24	NYG	W	DNP																		
Dec 31	@ Sea	W	DNP																		
Totals		8-8	5/5	171	95	55.6	1,086	6.35	6	6	52t	23	149	71.9	22	82	3.7	12	0	1,168	

2018 Tennessee Titans				PASSING											RUSHING					COMBINED RUSH + PASS	
Date	Opp	W/L	P/S	Att	Cmp	Pct	Yds	Yds/Att	TD	Int	Lg	Sk	Lst	Rating	Att	Yds	Avg	Lg	TD	Yards	Touchdowns
Sept 9	@ Mia	L	p	22	11	50.0	117	5.3	0	1	18	0	0	47.0	0	0	-	0	0	117	
Sept 16	Hou	W	S	20	13	65.0	117	5.9	1	0	18t	1	8	97.3	2	2	1.0	1	0	119	18
Sept 23	@ Jax	W	S	3	1	33.3	8	2.7	0	0	8	2	17	42.4	0	0	-	0	0	8	
Sept 30	Phi	W	IA																		
Oct 7	@ Buf	L	DNP																		
Oct 14	Bal	L	DNP																		
Oct 21	@ LAC	L	DNP																		
Nov 5	@ Dal	W	DNP																		
Nov 11	NE	W	DNP																		
Nov 18	@ Ind	L	p	16	11	68.8	118	7.4	1	1	28	1	8	84.9	0	0	-	0	0	118	1
Nov 26	@ Hou	L	DNP																		
Dec 2	NYJ	W	p	0	0	-	0	-	0	0	0	0	0	-	1	-1	-1.0	-1	0	-1	
Dec 6	Jax	W	DNP																		
Dec 16	@ NYG	W	p	0	0	-	0	-	0	0	0	0	0	-	3	-1	-0.3	0	0	-1	
Dec 22	Was	W	p	11	7	63.6	101	9.2	1	0	35	1	4	123.7	0	0	-	0	0	101	2
Dec 30	Ind	L	S	29	18	62.1	165	5.7	1	2	22t	0	0	60.3	0	0	-	0	0	165	22
Totals		9-7	8/3	101	61	60.4	626	6.2	4	4	35	5	37	74.9	6	0	0.0	1	0	626	

## BLAINE GABBERT'S NFL STATISTICS

REGULAR SEASON					PASSING									RUSHING					
Year	Team	GP/GS	Att	Cmp	Pct	Yds	Yd/Att	TD	INT	Lg	Sk	Yds	Rat	Att	Yds	Avg	Lg	TD	
2011	JAX	15/14	413	210	50.8	2,214	5.4	12	11	74t	40	293	65.4	48	98	2.0	12	0	
2012	JAX	10/10	278	162	58.3	1,662	6.0	9	6	80t	22	158	77.4	18	56	3.1	10	0	
2013	JAX	3/3	86	42	48.8	481	5.6	1	7	67t	12	67	36.0	9	32	3.6	7	0	
2014	SF	1/0	7	3	42.9	38	5.4	1	0	20t	0	0	100.0	1	5	5.0	5	0	
2015	SF	8/8	282	178	63.1	2,031	7.2	10	7	71t	25	164	86.2	32	185	5.8	44t	1	
2016	SF	6/5	160	91	56.9	925	5.8	5	6	75t	11	48	68.4	40	173	4.3	24	2	
2017	ARI	5/5	171	95	55.6	1,086	6.4	6	6	52t	23	149	71.9	22	82	3.7	12	0	
2018	TEN	8/3	101	61	60.4	626	6.2	4	4	35	5	37	74.9	6	0	0.0	1	0	
NFL Totals		56/48	1,498	842	56.2	9,063	6.1	48	47	80t	138	916	71.7	176	631	3.6	44t	3	

Regular Season Career record as starter: 13-35 (.271)

### Single-Game Highs

Attempts - 50 vs. Cincinnati (12/20/15)  
 Completions - 30 vs. Cincinnati (12/20/15)  
 Passing Yards - 354 vs. St. Louis (1/3/16)  
 Touchdown Passes - 3 at Houston (11/19/17)  
 Long Completion - 80t at Indianapolis (9/23/12)  
 Rushes - 12 vs. Dallas (10/2/16)  
 Rushing Yards - 75 at Chicago (12/6/15)  
 Long Rush - 44t at Chicago (12/6/15)  
 Rushing Touchdowns - 1 (Three times, last vs. Arizona 10/6/16)

### Additional Statistics

Receptions - 1 for -16 yards vs. Los Angeles Rams (9/12/16)  
 Fumble Recovery - 3 (2011), 1 (2012), 1 (2015), 3 (2017)  
 Tackles - 1 (2011), 1 (2015), **2 (2018)**





# 57 NIGEL HARRIS

LINEBACKER • 6'2" • 225 LBS • COLLEGE: SOUTH FLORIDA

ACQUIRED: FREE AGENT - 2018 • NFL EXPERIENCE (NFL/TITANS): 2/1

HOMETOWN: TAMPA, FLA.

GAMES PLAYED/GAMES STARTED: 10/1 (PLAYOFFS: 0/0)



**PRO:** The Titans signed linebacker Nigel Harris to the practice squad during Week 6 of the 2018 season and elevated him to the active roster in Week 16 to provide depth to the linebacking corps. The 6-foot-2-inch, 225-pounder was originally signed by the Los Angeles Chargers as an undrafted free agent following the 2017 NFL Draft. The Tampa, Fla., native has also spent time with the New York Giants, Tampa Bay Buccaneers, and Arizona Cardinals, and appeared in eight games with one start between three different clubs as a rookie.

## CAREER HIGHLIGHTS:

- In 2017, saw action in eight games with one start as a rookie and totaled nine tackles and three special teams stops.

## TITANS TIDBITS:

- A native of Tampa, Fla., Harris stayed local for college and attended the University of South Florida. His brother, Brandon, and cousin, Lindsey Lamar, also played football for the Bulls.

## CAREER TRANSACTIONS:

- The Tampa, Fla., native originally signed with the Los Angeles Chargers as a rookie free agent following the 2017 NFL Draft.
- Waived by the Chargers on Oct. 16, 2017 and claimed by the New York Giants a day later.
- Waived by the Giants on Dec. 6, 2017.
- Signed by the Tampa Bay Buccaneers to the team's practice squad on Dec. 13, 2017.
- Signed by the Buccaneers to their active roster from the team's practice squad on Dec. 20, 2017.
- Waived by the Buccaneers on Sept. 2, 2018.
- Signed by the Arizona Cardinals to the team's practice squad on Sept. 18, 2018.
- Waived by the Cardinals on Oct. 2, 2018.
- Signed by the Titans to their practice squad on Oct. 9, 2018.
- Signed by the Titans to their active roster from the team's practice squad on Dec. 20, 2018.

## SEASON RECAPS:

**2018 (2/0 - Tennessee):** Appeared in two games as a reserve. Spent nine weeks on the team's practice squad before being signed to the active roster.

- Against Washington (12/22), made his Titans debut as a reserve on special teams.
- Against Indianapolis (12/30), saw action as a reserve on special teams.

**2017 (8/1 - L.A. Chargers, N.Y. Giants, Tampa Bay):** Saw action in eight games with one start as a rookie and totaled nine tackles and three special teams stops. Appeared in five contests with one start for the Chargers and collected eight tackles. Suited up in two games with the Giants and notched a tackle. Saw action in one matchup with the Buccaneers.

- At Denver (9/11), made his NFL debut.
- Against Philadelphia (10/1), posted a career-high four tackles.

## COLLEGE:

- Played in 47 games with 41 starts over four seasons at South Florida (2013-16). Totaled 232 tackles, 27 tackles for loss, 3.5 sacks, two quarterback hurries, three interceptions, three passes defended, eight forced fumbles and three fumble recoveries. His eight career forced fumbles rank second all-time in program history.
- As a senior (2016), started all 13 games and posted a team-leading and

career-high 78 tackles. Also recorded 9.5 tackles for loss, two sacks, one quarterback hurry, a career-high two interceptions and one pass defended.

- As a junior (2015), played in 11 contests with 10 starts and notched 42 tackles, 4.5 tackles for loss, 1.5 sacks, one interception and one forced fumble.

- As a sophomore (2014), started all 11 games and totaled 77 tackles, a career-high 10.5 tackles for loss, six forced fumbles and two fumble recoveries.

- Against Maryland (9/6), posted a team-leading 11 tackles, three tackles for loss, one forced fumble and one fumble recovery. Was named AAC Defensive Player of the Week after his performance.

- As a freshman (2013), appeared in all 12 games with seven starts and totaled 35 tackles, 2.5 tackles for loss, one pass defended, and one forced fumble.

- Graduated from South Florida in spring 2017.

## PERSONAL:

- Attended Hillsborough (Fla.) High School and tallied 301 tackles, three sacks, seven quarterback pressures, four passes defended, one interception, and three fumble recoveries.
- Was a first-team 6A All-State selection by the Associated Press, and a first-team All-Hillsborough selection as a senior.
- Son of Lindsey and Connie Harris.
- Follow Harris on Twitter and Instagram @wiz\_kidnookie7.
- Born Nigel Harris on Dec. 7, 1994 in Tampa, Fla.

## NIGEL HARRIS' GAME-BY-GAME

### 2017 Los Angeles Chargers

Date	Opp	W/L	P/S	Tot	Solo	Asst	Sk	- Yds	QBP	TFL	Int - Yds	-TD	PD	FF	FR - Yds	SpT
Sept 11	@ Den	L	p	0	0	0	0.0	0.0	0	0	0	0	0	0	0	NA
Sept 17	Mia	L	p	3	3	0	0.0	0.0	0	0	0	0	0	0	0	NA
Sept 24	KC	L	S	1	1	0	0.0	0.0	0	0	0	0	0	0	0	NA
Oct 1	Phi	L	p	4	3	1	0.0	0.0	0	0	0	0	0	0	0	NA
Oct 8	@ NYG	W	p	0	0	0	0.0	0.0	0	0	0	0	0	0	0	NA
Oct 15	@ Oak	W	IA													

Waived on Oct. 16, 2017

<b>Totals</b>	<b>2-4</b>	<b>5/1</b>		<b>8</b>	<b>7</b>	<b>1</b>	<b>0.0</b>	<b>0.0</b>	<b>0</b>	<b>0</b>	<b>0</b>	<b>0</b>	<b>0</b>	<b>0</b>	<b>0</b>	<b>3</b>
---------------	------------	------------	--	----------	----------	----------	------------	------------	----------	----------	----------	----------	----------	----------	----------	----------

### 2017 New York Giants

Date	Opp	W/L	P/S	Tot	Solo	Asst	Sk	- Yds	QBP	TFL	Int - Yds	-TD	PD	FF	FR - Yds	SpT
Oct 22	Sea	L	p	0	0	0	0.0	0.0	0	0	0	0	0	0	0	0
Nov 5	LAR	L	p	1	1	0	0.0	0.0	0	0	0	0	0	0	0	0

Placed on injured reserve on Nov. 7, 2017 and waived on Dec. 6, 2017

<b>Totals</b>	<b>0-2</b>	<b>2/0</b>		<b>1</b>	<b>1</b>	<b>0</b>	<b>0.0</b>	<b>0.0</b>	<b>0</b>	<b>0</b>	<b>0</b>	<b>0</b>	<b>0</b>	<b>0</b>	<b>0</b>	<b>0</b>
---------------	------------	------------	--	----------	----------	----------	------------	------------	----------	----------	----------	----------	----------	----------	----------	----------

### 2017 Tampa Bay Buccaneers

Date	Opp	W/L	P/S	Tot	Solo	Asst	Sk	- Yds	QBP	TFL	Int - Yds	-TD	PD	FF	FR - Yds	SpT
Dec 18	Atl	L		Signed to practice squad on Dec. 13, 2017 and to active roster on Dec. 20, 2017												
Dec 24	@ Car	L	IA													
Dec 31	NO	W	p	0	0	0	0.0	0.0	0	0	0	0	0	0	0	0
<b>Totals</b>	<b>1-2</b>	<b>1/0</b>		<b>0</b>	<b>0</b>	<b>0</b>	<b>0.0</b>	<b>0.0</b>	<b>0</b>	<b>0</b>	<b>0</b>	<b>0</b>	<b>0</b>	<b>0</b>	<b>0</b>	<b>0</b>

### 2018 Tennessee Titans

Date	Opp	W/L	P/S	Tot	Solo	Asst	Sk	- Yds	QBP	TFL	Int - Yds	-TD	PD	FF	FR - Yds	SpT
Dec 22	Was	W	p	0	0	0	0.0	0.0	0	0	0	0	0	0	0	0
Dec 30	Ind	L	p	0	0	0	0.0	0.0	0	0	0	0	0	0	0	0
<b>Totals</b>	<b>1-1</b>	<b>2/0</b>		<b>0</b>	<b>0</b>	<b>0</b>	<b>0.0</b>	<b>0.0</b>	<b>0</b>	<b>0</b>	<b>0</b>	<b>0</b>	<b>0</b>	<b>0</b>	<b>0</b>	<b>0</b>


## NIGEL HARRIS' NFL STATISTICS

### REGULAR SEASON

Year	Team	GP GS		TACKLES							INTERCEPTIONS					FUMBLES			
				Tot	Solo	Asst	Sk	Yds	QBP	TFL	No	Yds	Lg	TD	PD	FF	FR	Yds	SpT
2017	LAC/NYG/TB	8	1	9	7	2	0.0	0.0	0	0	0	0	0	0	0	0	0	0	3
2018	Tennessee	2	0	0	0	0	0.0	0.0	0	0	0	0	0	0	0	0	0	0	0
<b>NFL Totals</b>		<b>10</b>	<b>1</b>	<b>9</b>	<b>7</b>	<b>2</b>	<b>0.0</b>	<b>0.0</b>	<b>0</b>	<b>0</b>	<b>0</b>	<b>0</b>	<b>0</b>	<b>0</b>	<b>0</b>	<b>0</b>	<b>0</b>	<b>0</b>	<b>3</b>

### Single-Game Highs

Tackles - 4 vs. Philadelphia (10/1/17)



# 22 DERRICK HENRY

RUNNING BACK • 6'3" • 247 LBS • COLLEGE: ALABAMA

ACQUIRED: 2ND ROUND - 2016 • NFL EXPERIENCE (NFL/TITANS): 3/3

HOMETOWN: YULEE, FLA.

GAMES PLAYED/GAMES STARTED: 47/16 (PLAYOFFS: 2/2)



**PRO:** The Titans selected Heisman Trophy winner Derrick Henry in the second round of the 2016 NFL Draft out of the University of Alabama. The 6-foot-3-inch, 247-pounder is a powerful, downhill runner who displays tremendous speed and balance. He averaged a team-best 4.3 yards per carry and scored 10 rushing touchdowns during his first two NFL seasons. At Alabama, the Heisman Trophy winner set numerous school and SEC records while leading his team to a National Championship in 2015.

## CAREER HIGHLIGHTS:

- In 2017, Henry led the Titans with 744 rushing yards on 176 carries, and he rushed for five touchdowns for the second consecutive season.
- In the team's Wild Card playoff victory at Kansas City on Jan. 6, 2018, Henry recorded a franchise postseason record of 191 scrimmage yards (156 rushing, 35 receiving), breaking a 57-year-old postseason record set on Jan. 1, 1961, when Billy Cannon had 178 scrimmage yards against the Los Angeles Chargers. Henry's 156 rushing yards ranked second in franchise postseason history (162 by Eddie George on Jan. 16, 2000).
- In 2016, Henry rushed for 490 yards and five touchdowns to become the third rookie for the franchise in the "Titans era" to score at least five touchdowns in a season, joining Vince Young (seven rushing touchdowns in 2006) and Chris Johnson (nine rushing and one receiving in 2008).
- Despite playing just three seasons and not seeing extensive action in his first campaign at Alabama, Henry finished his career as the school's all-time rushing leader with 3,591 yards.
- As a senior in 2015, Henry claimed the Heisman Trophy and led his team to the College Football Playoff National Championship. He also won the Doak Walker and Maxwell Award and was selected as the Walter Camp Player of the Year after rushing for an Alabama and Southeastern Conference record 2,219 yards.

## TITANS TIDBITS:

- In high school, Henry broke the 51-year-old national high school rushing record with 12,124 yards after compiling 4,261 rushing yards as a senior.
- Henry sealed an Iron Bowl victory with an epic, career-best 271 rushing yards against the Tigers. He put the Crimson Tide on his back by carrying the ball a school-record 46 times. His 271 rushing yards were 11 more yards than Auburn had in total offense (260). He ended the game with 14 consecutive rushes to run out the clock.
- His late grandmother, Gladys Henry, helped raise him and played a key inspirational role in his development. In 2018, he fulfilled a promise to her and graduated from Alabama with his bachelor's degree. He has a portrait tattoo of her on his chest.
- Gladys Henry nicknamed him "Shocka" as a baby because he "shocked the whole family" when he was born.
- Henry has been growing out his hair since he was in elementary school.

## CAREER TRANSACTIONS:

- The Yulee, Fla., native was selected by the Titans in the second round (45th overall) the 2016 NFL Draft.

## SEASON RECAPS:

**2018 (16/12):** Named to the PFWA's All-AFC team. Played in all 16 games with 12 starts at running back. Led the team and tied for the AFC lead with a career-best 12 rushing touchdowns. Led the team and ranked second in the AFC with a career-high 1,059 rushing yards on 215 carries. Hauled in 15 receptions for 99 yards. Completed two of three passes for 14 yards. Set a franchise record with 238 rushing yards and tied a franchise mark with four rushing touchdowns, including an NFL-record-tying 99-yard

rushing score against Jacksonville (12/6/18). Led the team in rushing yards eight times in 2018 (vs. HOU, at JAX, at BUF, vs. NE, at IND, vs. JAX, at NYG, vs. WAS). Named AFC Offensive Player of the Week after collecting a franchise-best 238 rushing yards with a franchise-tying four rushing touchdowns against Jacksonville (12/6/18). Named AFC Offensive Player of the Month for December 2018 after registering 97 carries for 625 yards and eight touchdowns. Henry authored one of only four calendar months for the franchise since 1970 in which a player rushed for at least 600 yards.

- At Miami (9/9), started at running back and carried the ball 10 times for 26 yards. Hauled in one pass for five yards.
- Against Houston (9/16), started at running back and led the team with 18 carries and 56 rushing yards. Posted his first career completion with a toss to Taywan Taylor for eight yards on a play out of the Wildcat formation. Extended the Titans' second scoring drive with a five-yard jaunt out of the Wildcat on third-and-one in the first quarter.
- At Jacksonville (9/23), started at running back and rushed a team-high 18 times for a team-best 57 yards.
- Against Philadelphia (9/30), started at running back and rushed eight times for 24 yards. Caught two passes for seven yards.
- At Buffalo (10/7), started at running back and led the team with 56 rushing yards on 11 carries.
- Against Baltimore (10/14), started at running back and carried the ball seven times for 21 yards. Caught one pass for five yards.
- At Los Angeles Chargers in London (10/21), started at running back and carried the ball 12 times for 33 yards with a touchdown. Snared two receptions for 32 yards out of the backfield. Ignited the Titans' second scoring drive with a 21-yard catch in the second stanza. Cut the Chargers' lead to 17-13 with a one-yard touchdown plunge with 9:43 left to play in the third quarter. Kept the Titans' final touchdown drive alive with a three-yard run on third-and-one in the fourth quarter.
- At Dallas (11/5), started at running back and carried the ball six times for 27 yards. Caught two passes for five yards out of the backfield. Evened the score at 7-7 with a one-yard touchdown plunge with 9:35 remaining in the second quarter.
- Against New England (11/11), started at running back and led the team with 58 rushing yards on 11 carries with a career-high-tying two rushing scores. Extended the Titans lead to 24-10 with a one-yard touchdown plunge late in the second quarter. Sealed the Titans' victory with a 10-yard touchdown run out of the Wildcat to make the score 34-10 in the fourth quarter.
- At Indianapolis (11/18), played as a reserve at running back and led the team with 46 rushing yards on nine carries.
- At Houston (11/26), saw action as a reserve at running back and carried the ball eight times for 30 yards. Caught two passes for 19 yards.
- Against N.Y. Jets (12/2), played as a reserve at running back and led the team with 10 carries for 40 yards with a touchdown. Caught two passes for five yards out of the backfield. Cut the Jets' lead to 19-13 with a one-yard touchdown plunge midway through the third quarter.
- Against Jacksonville (12/6), named AFC Offensive Player of the Week after rushing 17 times for a franchise-best 238 rushing yards with a franchise-tying four rushing touchdowns. His 238 rushing yards set a new franchise record, breaking Chris Johnson's mark of 228 yards against the Jaguars on Nov. 1, 2009. Became the seventh NFL player since the 1970 AFL-NFL merger with at least four rushing touchdowns and at least 200 rushing yards in a game. Matched Johnson as the only players in NFL history with a rushing touchdown of at least 90 yards and a rushing touchdown of at least 50 yards in the same game. Gave the Titans an early 7-0 lead with a three-yard touchdown plunge in the first quarter. Gave the Titans a commanding 13-2 lead with an NFL record-tying long 99-yard



touchdown jaunt that featured multiple stiff arms in the second quarter. Notched his third rushing touchdown of the evening with a 16-yard rumble up the middle in the third quarter. Tied the franchise record with his fourth rushing score on a 54-yard sprint down the right sideline in the third stanza. With his four touchdowns in the game, he set a new career high with nine rushing touchdowns on the season.

- At N.Y. Giants (12/16), started at running back and posted a career-high 33 rushes for 170 yards and two touchdowns. Grabbed one reception out of the backfield. Recorded a team-best 10 first downs. Gave the Titans an early 7-0 lead with a one-yard touchdown plunge on fourth-and-goal in the first stanza. On a 22-yard run in the second quarter, surpassed 2,000 career rushing yards. Increased the Titans lead to 14-0 with his second one-yard touchdown run of the afternoon with 2:20 left to play in the third quarter.

- Against Washington (12/22), started at running back and rushed 21 times for 84 yards with a touchdown. Caught one pass for eight yards. Gave the Titans an early 6-3 lead with a one-yard touchdown plunge in the first quarter. Set up the Titans' game-winning touchdown with an 18-yard rumble down to the Redskins' two-yard line in the final stanza.

- Against Indianapolis (12/30), started at running back and led the team with 93 rushing yards on 16 carries. Hauled in one reception for 13 yards. Set up a Titans' touchdown by rumbling 33 yards to the Colts' 22-yard line late in the third quarter.

**2017 (16/2, 2/2):** Saw action in all 16 games with two starts at running back and led the team with a career-best 744 rushing yards on 176 carries. Tied for second on the squad with five rushing touchdowns. Caught 11 passes for 136 yards with a touchdown. Started his first two career postseason contests and led the squad with 184 rushing yards on 35 carries with a touchdown. Recorded five catches for 56 yards. Led the team in rushing yards eight times in 2017 (at JAX, vs. IND, vs. BAL, vs. CIN, at PIT, at IND, vs. HOU, at KC). Had three 100-yard rushing performances (including the playoffs) in 2017 (vs. IND, vs. HOU, at KC). Collected a career-best 131 rushing yards against Indianapolis (10/16/17). Set a new single-game postseason franchise record with 191 scrimmage yards at Kansas City (1/6/18), breaking a 57-year-old record.

- At Jacksonville (9/17), saw action as a reserve at running back and led the team with a then career-best 92 rushing yards on 14 carries with a touchdown. Posted 87 of his rushing yards in the second half. Kept the Titans' second scoring drive alive with a two-yard run on third-and-one in the second quarter. Gave the Titans a 16-3 lead with a punishing 17-yard touchdown run up the middle with 6:36 left to play in the third quarter. Extended the Titans' final touchdown drive with a three-yard plunge on third-and-one in the final quarter.

- Against Indianapolis (10/16), saw action as a reserve at running back and led the team with a career-best 131 rushing yards on a career-high 19 rushes with a touchdown. Caught one pass for 14 yards out of the backfield. Sealed the Titans' win with a 72-yard touchdown rumble down the left sideline on third-and-five with 47 second left to play in the game.

- Against Baltimore (11/5), played as a reserve at running back and led the team with 26 rushing yards on eight carries including a touchdown. Caught two passes for 10 yards. Increased the Titans lead to 16-6 with a one-yard touchdown run on third-and-one in the second quarter. Extended the Titans' game-winning touchdown drive with a six-yard catch on third-and-three in the fourth quarter.

- At Indianapolis (11/26), saw action as a reserve at running back and led the team with 79 rushing yards on 13 carries. Hauled in one reception for 10 yards out of the backfield. During the team's game-winning drive in the fourth quarter, posted five carries for 42 yards and one reception for 10 yards. Helped seal the game with a 16-yard run on the first play after the two-minute warning.

- Against Houston (12/3), played as a reserve at running back and led the team with 109 rushing yards on 11 carries with a score. Set up the Titans' first touchdown with a 24-yard rumble down to the Texans' nine-yard line. Extended the Titans' second touchdown drive with a three-yard run on fourth-and-one late in the third quarter. Clinched the victory with a 75-yard touchdown run on third-and-five late in the fourth quarter.

- At Arizona (12/10), started at running back as the team opened in a two-back set and rushed eight times for 20 yards with a touchdown. Gave the Titans a 7-0 lead with a six-yard touchdown run off left end with 7:16 remaining in the first half.

- Against Jacksonville (12/31), started at running back and carried the ball a career-high 28 times for 51 yards. Led the team with 66 receiving yards and a touchdown. Gave the Titans a 6-0 lead with a 66-yard touchdown catch on a screen pass early in the second quarter.

- At Kansas City (1/6), started at running back and led the team with 156 rushing yards on 23 carries with a touchdown in his first career postseason game. Caught two passes for 35 yards out of the backfield. His 191 scrimmage yards set a new single-game postseason record for the franchise, breaking a 57-year-old record. Cut the Chiefs' lead to 21-16 with a 35-yard touchdown jaunt with 14:08 left to play in the game. Sealed the victory with a 22-yard rumble for a first down on third-and-10 with 1:53 remaining in the game.

**2016 (15/2):** Played in 15 games with two starts at running back as a rookie and ranked second on the team with 490 rushing yards on 110 carries with five touchdowns. Became the third rookie for the franchise in the "Titans era" to score at least five touchdowns in a season. Hauled in 13 receptions for 137 yards. Did not play in one contest after suffering an injury in pregame warmups. Led the team in rushing yards twice (at CHI, vs. HOU). Tied for the team lead in receptions once (vs. JAX). Appeared in his first career NFL game and started at running back against Minnesota (9/11/16). Posted his first career touchdown against Jacksonville (10/27/16).

- Against Minnesota (9/11), made his NFL debut and started in a two-running back set. Carried the ball five times for three yards and caught two passes for 41 yards. Set up the Titans' opening field goal by hauling in his first career reception and reversing field for a 29-yard gain in the first quarter.

- At Detroit (9/18), played as a reserve at running back and rushed nine times for 40 yards. Caught one pass for nine yards. Extended the Titans' first scoring drive with a five-yard jaunt on third-and-one late in the opening stanza.

- At Miami (10/9), started at running back as the team opened the game in a two-running back set. Rushed seven times for 54 yards with a long rush of 22 yards. Set up the Titans' second touchdown with a 22-yard dash up the middle in the second quarter.

- Against Jacksonville (10/27), played significant snaps as a reserve at running back and rushed 16 times for 60 yards with his first career touchdown. Tied for the team lead with four receptions for 37 yards. Increased the Titans lead to 17-0 with his first career rushing touchdown on a six-yard run off right end in the second quarter. Kept the Titans' final scoring drive alive with a two-yard rumble on third-and-one on the first play of the fourth quarter.

- At San Diego (11/6), did not play after being injured in pregame warmups.

- At Chicago (11/27), played as a reserve at running back and led the team with 60 rushing yards on eight carries with a touchdown. Evened the score at 7-7 with an 11-yard touchdown run off left tackle with four seconds left to play in the first quarter.

- At Kansas City (12/18), played as a reserve at running back and carried the ball nine times for 58 yards with two touchdowns. Carried the ball five times for 41 yards during the Titans' initial touchdown drive that was punctuated by his four-yard touchdown run with 11:58 left to play in the second quarter. Cut the Chiefs' lead to 17-16 with his second touchdown of the afternoon, a one-yard jaunt, with 3:12 left to play in the fourth quarter.

- Against Houston (1/1), played as a reserve at running back and led the team with a career-best 65 rushing yards on 15 carries with a touchdown. Caught one pass for three yards. Kept the Titans' final touchdown drive alive with a 14-yard run on third-and-one in the third quarter. Gave the Titans a 21-7 advantage with a two-yard touchdown jaunt with 4:44 left to play in the third stanza.

#### COLLEGE:

- In three seasons at Alabama (2013-15), Henry played in 39 games and totaled 602 carries for a school-record 3,591 yards and 42 rushing touchdowns and added 285 yards on 17 career receptions with three receiving scores. Henry won numerous awards including the Heisman Trophy, the Doak Walker Award, Walter Camp Award, and Maxwell Award. During Alabama's victory over Clemson in the 2016 College Football Playoff National Championship, he broke Shaun Alexander's record for most career rushing yards in Alabama history.

- As a junior (2015), claimed the Crimson Tide's second Heisman Trophy and led his team to the College Football Playoff National Championship. Also won the Doak Walker and Maxwell Award and was selected as the Walter Camp Player of the Year. Named a unanimous first team All-American and first team All-SEC by the league's coaches and the Associated Press. Selected as the SEC Offensive Player of the Year by both outlets. Rushed for a school- and Southeastern Conference record 2,219 yards, which led the nation and was the fifth most in a single-season by an FBS player in college football history. Averaged 147.9 yards per

game, which was second in the country. His 28 rushing touchdowns were a national best and an SEC record, snapping Tim Tebow and Tre Mason's old mark of 23. Led the SEC in rushing in conference games with a 179.2 yards per game average, including 13 touchdowns. Had multiple rushing touchdowns in nine games and set the Alabama single-season record with 10 100-yard rushing games and four 200-yard games, which broke Bobby Humphrey's school record (3) set in 1986. Only the third running back in SEC history (Herschel Walker and Bo Jackson) to have four 200-yard games in a single season. Set the school record with 11 consecutive games with a rushing touchdown and finished his career 20 straight, which was the most in the SEC history. Caught 11 passes for 91 yards. Accounted for a team-high 109 first down rushes on a school-record 395 carries. Was a five-time SEC Offensive Player of the Week (Wisconsin, Georgia, Texas A&M, Mississippi State and Auburn).

- At Auburn (11/28), produced a Heisman-worthy performance as he rushed his way past the Tigers on the Plains to the tune of a career-high 271 yards on the ground on a school-record 46 carries. Scored a touchdown on his 46th and final carry on a 25-yard jaunt that capped 14 straight rushes to end the game. Earned Walter Camp National Player of the Week honors and SEC Player of the Week accolades.

- Against Clemson (1/11), rushed for 158 yards and three touchdowns as the Crimson Tide claimed a 45-40 victory to win the national championship. Carried 36 times, including a 50-yard touchdown scamper in the first quarter and then sealed the win with a one-yard plunge with 1:07 remaining in the game.

- As a sophomore (2014), finished the year with 990 rushing yards on 172 carries with 11 rushing touchdowns. Had five receptions for 133 yards and two receiving touchdowns. Played in all 14 games with two starts and had 21 explosive rushes of 12 yards or more while converting 47 first downs, including four on third down. Three of his five receptions were explosive, taking screen passes 29, 41 and 52 yards.

- As a freshman (2013), as a true freshman saw action in 12 games and totaled 382 rushing yards on 35 carries for a 10.9 yards per carry average. Rushed 10 times (28.6 percent) for 12 yards or more while converting 17 first downs. Took his one pass reception to the end zone for a 61-yard catch and run in the Sugar Bowl. Contributed three tackles on special teams. Registered two 100-yard game (111 vs. Arkansas and 100 vs. Oklahoma).

- Graduated from Alabama in May 2018 with a degree in communications.

#### **PERSONAL:**

- Single, splits time between Nashville and Yulee, Fla.
- Attended Yulee (Fla.) High School, where he was five-star prospect that was listed as the nation's No. 1 athlete and No. 4 running back prospect.
- Was a member of the 2012 All-USA Football Team, chosen by USA Today and also was named the 2012 Maxwell Football Club National High School Player of the Year.
- Broke Ken Hall's 51-year-old national high school rushing record with 12,124 yards after rushing for 4,261 yards as a senior in 2012. Was a Parade Magazine All-American and the publication's National Player of the Year.
- Played for the East squad in the U.S. Army All-American Bowl, rushing for 53 yards with a touchdown and a two-point conversion.
- Named MaxPreps National Player of the Year and first-team All-American after finishing his high school career with 153 rushing touchdowns, which ranks fifth all time, including 55 scores in 2012.
- Set the Florida high school record with a 510-yard performance against Jacksonville Jackson and averaged 9.2 yards per carry and 327.8 yards per game as a senior.
- Named 2012 first-team All-State selection by the Associated Press and was the Player of the Year on the All-First Coast team.
- Named the 2012 Columbus (Ohio) Touchdown Club National High School Player of the Year as a senior.
- As a junior (2011), rushed for 2,610 yards and 34 scores to earn first-team All-Coast honors from the Florida Times-Union.
- As a sophomore (2010) was named first-team All-Coast running back after rushing for 2,788 yards and 38 touchdowns while averaging 8.9 yards per attempt.

- As a freshman (2009), rushed for 2,465 yards and 26 scores.
- Also played basketball and ran track (100, 400, 4x100, 4x400) in high school.
- As a standout track & field athlete, he competed as a sprinter and posted a personal-best time of 11.11 seconds in the 100-meter dash at the 2011 FHSAA 2A District 3 Championships, where he placed seventh.
- List of favorites: (movie) "Remember the Titans"; (musician) Kevin Gates; (place to get away) anywhere with his family; (food) wings; (athletes as a child) LaDainian Tomlinson and Eddie George; (sports teams as a child) New York Yankees, Los Angeles Lakers.
- Follow Henry on Twitter at @kinghenry\_2.
- Follow Henry on Instagram at @last\_king\_2.
- Follow Henry on Snapchat at @Dhenryyyyyy2.
- Born Derrick Lamar Henry, Jr. on Jan. 4, 1994 in Yulee, Fla.

## DERRICK HENRY'S GAME-BY-GAME

2016 Tennessee Titans										RUSHING					RECEIVING														
Date	Opp	W/L	P/S	Att	Yds	Avg	Lg	TD	No	Yds	Avg	Lg	TD	No	Yds	Avg	Lg	TD	No	Yds	Avg	Lg	TD	No	Yds	Avg	Lg	TD	No
Sept 11	Min	L	S	5	3	0.6	5	0	2	41	20.5	29	0	1	9	9.0	9	0	1	9	9.0	9	0	1	9	9.0	9	0	1
Sept 18	@ Det	W	p	9	40	4.4	9	0	1	9	9.0	9	0	1	9	9.0	9	0	1	9	9.0	9	0	1	9	9.0	9	0	1
Sept 25	Oak	L	p	10	45	4.5	13	0	0	0	-	0	0	0	0	-	0	0	0	0	-	0	0	0	0	-	0	0	0
Oct 2	@ Hou	L	p	3	9	3.0	6	0	0	0	-	0	0	0	0	-	0	0	0	0	-	0	0	0	0	-	0	0	0
Oct 9	@ Mia	W	S	7	54	7.7	22	0	0	0	-	0	0	0	0	-	0	0	0	0	-	0	0	0	0	-	0	0	0
Oct 16	Cle	W	p	2	7	3.5	4	0	2	20	10.0	12	0	2	20	10.0	12	0	2	20	10.0	12	0	2	20	10.0	12	0	2
Oct 23	Ind	L	p	1	3	3.0	3	0	0	0	-	0	0	0	0	-	0	0	0	0	-	0	0	0	0	-	0	0	0
Oct 27	Jax	W	p	16	60	3.8	15	1	4	37	9.3	15	0	4	37	9.3	15	0	4	37	9.3	15	0	4	37	9.3	15	0	4
Nov 6	@ SD	L	DNP						0	0	-	0	0	0	0	-	0	0	0	0	-	0	0	0	0	-	0	0	0
Nov 13	GB	W	p	9	31	3.4	19	0	0	0	-	0	0	0	0	-	0	0	0	0	-	0	0	0	0	-	0	0	0
Nov 20	@ Ind	L	p	0	0	-	0	0	0	0	-	0	0	0	0	-	0	0	0	0	-	0	0	0	0	-	0	0	0
Nov 27	@ Chi	W	p	8	60	7.5	17	1	0	0	-	0	0	0	0	-	0	0	0	0	-	0	0	0	0	-	0	0	0
Dec 11	Den	W	p	12	42	3.5	6	0	1	5	5.0	5	0	1	5	5.0	5	0	1	5	5.0	5	0	1	5	5.0	5	0	1
Dec 18	@ KC	W	p	9	58	6.4	15	2	0	0	-	0	0	0	0	-	0	0	0	0	-	0	0	0	0	-	0	0	0
Dec 24	@ Jax	L	p	4	13	3.3	10	0	2	22	11.0	11	0	2	22	11.0	11	0	2	22	11.0	11	0	2	22	11.0	11	0	2
Jan 1	Hou	W	p	15	65	4.3	14	1	1	3	3.0	3	0	1	3	3.0	3	0	1	3	3.0	3	0	1	3	3.0	3	0	1
<b>Totals</b>		<b>9-7</b>	<b>15/2</b>	<b>110</b>	<b>490</b>	<b>4.5</b>	<b>22</b>	<b>5</b>	<b>13</b>	<b>137</b>	<b>10.5</b>	<b>29</b>	<b>0</b>	<b>13</b>	<b>137</b>	<b>10.5</b>	<b>29</b>	<b>0</b>	<b>13</b>	<b>137</b>	<b>10.5</b>	<b>29</b>	<b>0</b>	<b>13</b>	<b>137</b>	<b>10.5</b>	<b>29</b>	<b>0</b>	<b>13</b>

2017 Tennessee Titans										RUSHING					RECEIVING														
Date	Opp	W/L	P/S	Att	Yds	Avg	Lg	TD	No	Yds	Avg	Lg	TD	No	Yds	Avg	Lg	TD	No	Yds	Avg	Lg	TD	No	Yds	Avg	Lg	TD	No
Sept 10	Oak	L	p	6	25	4.2	8	0	0	0	-	0	0	0	0	-	0	0	0	0	-	0	0	0	0	-	0	0	0
Sept 17	@ Jax	W	p	14	92	6.6	17t	1	0	0	-	0	0	0	0	-	0	0	0	0	-	0	0	0	0	-	0	0	0
Sept 24	Sea	W	p	13	54	4.2	25	0	1	10	10.0	10	0	1	10	10.0	10	0	1	10	10.0	10	0	1	10	10.0	10	0	1
Oct 1	@ Hou	L	p	6	7	1.2	3	0	0	0	-	0	0	0	0	-	0	0	0	0	-	0	0	0	0	-	0	0	0
Oct 8	@ Mia	L	p	4	9	2.3	11	0	0	0	-	0	0	0	0	-	0	0	0	0	-	0	0	0	0	-	0	0	0
Oct 16	Ind	W	p	19	131	6.9	72t	1	1	14	14.0	14	0	1	14	14.0	14	0	1	14	14.0	14	0	1	14	14.0	14	0	1
Oct 22	@ Cle	W	p	13	13	1.0	9	0	2	11	5.5	8	0	2	11	5.5	8	0	2	11	5.5	8	0	2	11	5.5	8	0	2
Nov 5	Bal	W	p	8	26	3.3	10	1	2	10	5.0	6	0	2	10	5.0	6	0	2	10	5.0	6	0	2	10	5.0	6	0	2
Nov 12	Cin	W	p	11	52	4.7	23	0	0	0	-	0	0	0	0	-	0	0	0	0	-	0	0	0	0	-	0	0	0
Nov 16	@ Pit	L	p	7	32	4.6	16	0	0	0	-	0	0	0	0	-	0	0	0	0	-	0	0	0	0	-	0	0	0
<b>Totals</b>		<b>9-7</b>	<b>16/12</b>	<b>215</b>	<b>1,059</b>	<b>4.9</b>	<b>99t</b>	<b>12</b>	<b>15</b>	<b>99</b>	<b>6.6</b>	<b>21</b>	<b>0</b>	<b>15</b>	<b>99</b>	<b>6.6</b>	<b>21</b>	<b>0</b>	<b>15</b>	<b>99</b>	<b>6.6</b>	<b>21</b>	<b>0</b>	<b>15</b>	<b>99</b>	<b>6.6</b>	<b>21</b>	<b>0</b>	<b>15</b>

2018 Tennessee Titans										RUSHING					RECEIVING														
Date	Opp	W/L	P/S	Att	Yds	Avg	Lg	TD	No	Yds	Avg	Lg	TD	No	Yds	Avg	Lg	TD	No	Yds	Avg	Lg	TD	No	Yds	Avg	Lg	TD	No
Nov 26	@ Ind	W	p	13	79	6.1	16	0	1	10	10.0	10	0	1	10	10.0	10	0	1	10	10.0	10	0	1	10	10.0	10	0	1
Dec 3	Hou	W	p	11	109	9.9	75t	1	0	0	-	0	0	0	0	-	0	0	0	0	-	0	0	0	0	-	0	0	0
Dec 10	@ Ari	L	S	8	20	2.5	9	1	0	0	-	0	0	0	0	-	0	0	0	0	-	0	0	0	0	-	0	0	0
Dec 17	@ SF	L	p	7	19	2.7	10	0	2	9	4.5	8	0	2	9	4.5	8	0	2	9	4.5	8	0	2	9	4.5	8	0	2
Dec 24	LAR	L	p	8	25	3.1	10	0	1	6	6.0	6	0	1	6	6.0	6	0	1	6	6.0	6	0	1	6	6.0	6	0	1
Dec 31	Jax	W	S	28	51	1.8	13	0	1	66	66.0	66t	1	1	66	66.0	66t	1	1	66	66.0	66t	1	1	66	66.0	66t	1	1
<b>Totals</b>		<b>9-7</b>	<b>16/2</b>	<b>176</b>	<b>744</b>	<b>4.2</b>	<b>75t</b>	<b>5</b>	<b>11</b>	<b>136</b>	<b>12.4</b>	<b>66t</b>	<b>1</b>	<b>11</b>	<b>136</b>	<b>12.4</b>	<b>66t</b>	<b>1</b>	<b>11</b>	<b>136</b>	<b>12.4</b>	<b>66t</b>	<b>1</b>	<b>11</b>	<b>136</b>	<b>12.4</b>	<b>66t</b>	<b>1</b>	<b>11</b>


Playoffs																													
Date	Opp	W/L	P/S	Att	Yds	Avg	Lg	TD	No	Yds	Avg	Lg	TD	No	Yds	Avg	Lg	TD	No	Yds	Avg	Lg	TD	No	Yds	Avg	Lg	TD	No
Jan 6	@ KC	W	S	23	156	6.8	35t	1	2	35	17.5	29	0	2	35	17.5	29	0	2	35	17.5	29	0	2	35	17.5	29	0	2
Jan 13	@ NE	L	S	12	28	2.3	4	0	3	21	7.0	14	0	3	21	7.0	14	0	3	21	7.0	14	0	3	21	7.0	14	0	3
<b>Totals</b>		<b>1-1</b>	<b>2/2</b>	<b>35</b>	<b>184</b>	<b>5.3</b>	<b>35t</b>	<b>1</b>	<b>5</b>	<b>56</b>	<b>11.2</b>	<b>29</b>	<b>0</b>	<b>5</b>	<b>56</b>	<b>11.2</b>	<b>29</b>	<b>0</b>	<b>5</b>	<b>56</b>	<b>11.2</b>	<b>29</b>	<b>0</b>	<b>5</b>	<b>56</b>	<b>11.2</b>	<b>29</b>	<b>0</b>	<b>5</b>

## DERRICK HENRY'S NFL STATISTICS

REGULAR SEASON				RUSHING					RECEIVING				
Year	Team	GP	GS	Att	Yds	Avg	Lg	TD	No	Yds	Avg	Lg	TD
2016	Tennessee	15	2	110	490	4.5	22	5	13	137	10.5	29	0
2017	Tennessee	16	2	176	744	4.2	75t	5	11	136	12.4	66t	1
2018	Tennessee	16	12	215	1,059	4.9	99t	12	15	99	6.6	21	0
NFL Totals		47	16	501	2,293	4.6	99t	22	39	372	9.5	66t	1

PLAYOFFS				RUSHING					RECEIVING				
Year	Team	GP	GS	Att	Yds	Avg	Lg	TD	No	Yds	Avg	Lg	TD
2017	Tennessee	2	2	35	184	5.3	35t	1	5	56	11.2	29	0
NFL Totals		2	2	35	184	5.3	35t	1	5	56	11.2	29	0





# 25 ADOREE' JACKSON

CORNERBACK • 5'11" • 185 LBS • COLLEGE: SOUTHERN CALIFORNIA  
ACQUIRED: 1ST ROUND - 2017 • NFL EXPERIENCE (NFL/TITANS): 2/2  
HOMETOWN: EAST ST. LOUIS, ILL.  
GAMES PLAYED/GAMES STARTED: 32/29 (PLAYOFFS: 2/2)



**PRO:** The Titans added the versatile and electric Adoree' Jackson with the 18th overall pick in the first round of the 2017 NFL Draft, and Jackson proceeded to start every game during his rookie season at cornerback while also serving as the team's primary kick returner. The 5-foot-11-inch, 185-pound playmaker possesses game-breaking speed but is also a proven and willing tackler. He also can contribute on the offensive side of the ball. During his three-year stint at Southern California, he scored 15 total touchdowns in four different ways: via reception (six), interception (one), punt return (four) and kickoff return (four).

## CAREER HIGHLIGHTS:

- In 2017, Jackson was the first rookie cornerback for the team in the "Titans era" (1999–present) to record 16 starts. His 1,260 total plays (1,017 defensive snaps, 231 special teams snaps and 12 offensive snaps) ranked second in the NFL among all players behind only Arizona Cardinals safety Tyrann Mathieu (1,261).
- Jackson led the Titans with 23 passes defended as a rookie.
- Jackson was awarded the 2016 Jim Thorpe Award as college football's top defensive back.
- At Southern California, Jackson tied two NCAA records with eight career touchdowns on kick returns and nine touchdowns on all runbacks. He also set USC career records with 2,141 kickoff return yards and 79 kickoff returns.

## TITANS TIDBITS:

- Jackson was a long jumper and sprinter on USC's track team in the springs of 2015 and 2016, winning the Pac-12 outdoor long jump title both years (and placing second in the Pac-12 100 meters in 2016) and earning All-American status both years after twice placing fifth in the NCAA long jump. He also placed 10th in the long jump during the U.S. Olympic Trials.
- Jackson lists his parents, Chris and Vianca Jackson, as the people that inspire him the most. "They've always steered me in the right direction. All of their experiences and guidance helped get me where I'm at."
- Vianca Jackson, a survivor of breast cancer, served as the team's Honorary 12th Titan prior to the team's 2017 Breast Cancer Awareness Game (Oct. 16).
- Jackson is a Reese's Peanut Butter Cups enthusiast. He names creator Harry Burnett Reese as a historical person he would have loved to meet. "He's a genius. That's by far and away my favorite candy. I eat that like it ain't nothing."
- Jackson watched the movie "Space Jam" continuously as a child to the point he memorized most of the movie.
- During the 2018 offseason, Jackson worked with Microsoft to host children from the Boys & Girls Club in Nashville and Los Angeles at parties where they could compete with him in video games Fortnite and Forza Motorsport.

## CAREER TRANSACTIONS:

- The East St. Louis, Ill., native was selected by the Titans in the first round (18th overall) of the 2017 NFL Draft.

## SEASON RECAPS:

**2018 (16/13):** Played in all 16 games with 13 starts at cornerback. Ranked third on the team with two interceptions and second on the squad 11 passes defended. Collected 69 tackles, three stops for loss and a quarterback pressure. Returned 16 punts for 148 yards. Tied for the team lead in passes defended five times in 2018 (vs. HOU, at JAX, at BUF, vs.

NE, vs. WAS). Collected his first career interception against Houston (9/16/18).

- At Miami (9/9), saw action as a reserve at cornerback and collected four tackles. Returned one punt for 26 yards early in the third quarter.
- Against Houston (9/16), started at cornerback and tallied eight tackles, an interception and two passes defended. Teamed with Derrick Morgan to stuff Lamar Miller for a two-yard loss on a short pass in the first quarter. Posted his first career interception with a leaping grab on a Deshaun Watson deep pass intended for DeAndre Hopkins in the end zone during the second quarter.
- At Jacksonville (9/23), played as a reserve at cornerback and posted a pass defended before leaving the game in the second quarter with an injury. Broke up a pass intended for Austin Seferian-Jenkins in the first stanza.
- Against Philadelphia (9/30), started at cornerback and notched four tackles.
- At Buffalo (10/7), started at cornerback and recorded two tackles and an interception. Picked off a Josh Allen pass intended for Andre Holmes and returned it seven yards in the fourth quarter.
- Against Baltimore (10/14), started at cornerback and amassed eight tackles. Stuffed Willie Snead IV for no gain on a short pass in the second quarter.
- At Los Angeles Chargers in London (10/21), started at cornerback and tallied a tackle. Returned one punt for zero yards.
- At Dallas (11/5), started at cornerback and posted four tackles. Returned two punts for 11 yards. Stopped Ezekiel Elliott for no gain on a short pass in the fourth quarter.
- Against New England (11/11), started at cornerback and notched five tackles, including a stop for loss, and two passes defended. Stuffed Josh Gordon for no gain on a short pass in the first quarter. Halted a Patriots' drive by breaking up a deep pass intended for Josh Gordon on third-and-six in the second stanza. Knocked down a pass intended for Gordon in the fourth quarter.
- At Indianapolis (11/18), started at cornerback and collected seven tackles.
- At Houston (11/26), started at cornerback and recorded three tackles. Returned two punts for 19 yards.
- Against N.Y. Jets (12/2), started at cornerback and tallied seven tackles.
- Against Jacksonville (12/6), started at cornerback and amassed five tackles, a stop for loss and a pass defended. Broke up a deep pass intended for James O'Shaughnessy late in the first quarter. Combined with Rashaan Evans to stuff Carlos Hyde for a two-yard loss on a short pass in the second quarter.
- At N.Y. Giants (12/16), started at cornerback and posted four tackles, including a stop for loss, a quarterback pressure and a pass defended in the Titans' first shutout win since 2000. Stopped Sterling Shepard for a one-yard loss on a short pass in the third quarter.
- Against Washington (12/22), started at cornerback and totaled four tackles and two passes defended. Returned one punt for 16 yards. Broke up a third-and-seven pass intended for Jamison Crowder in the third quarter. Knocked down a pass intended for Michael Floyd late in the final stanza.
- Against Indianapolis (12/30), started at cornerback and registered three tackles and a pass defended. Returned two punts for 10 yards. Broke up a pass intended for Ryan Grant in the opening stanza.

**2017 (16/16, 2/2):** Started all 16 games at cornerback as a rookie and led the team with 23 passes defended. Registered 67 tackles, a quarterback pressure, four tackles for loss and three forced fumbles. Returned 34 punts for 290 yards (8.5 avg.) and 25 kickoffs for 578 yards (23.1 avg.).

Started his first two career postseason contests and tallied seven tackles and three passes defended. Returned four punts for 18 yards and six kickoffs for 126 yards. Tied for the team lead in tackles once in 2017 (at PIT). Led or tied for the team lead in passes defended eight times in 2017 (vs. OAK, at JAX, vs. BAL, vs. CIN, at SF, vs. LAR, vs. JAX, at NE). Appeared in his first career NFL game and made his first career start against Oakland (9/10/17).

- Against Oakland (9/10), started at cornerback in his NFL debut and posted five tackles and a team-high two passes defended. Returned one kickoff for 35 yards and one punt for five yards. Broke up a pass intended Amari Cooper late in the first quarter. Halted a Raiders' drive by defending a third-and-three pass intended for Michael Crabtree in the third quarter.
- At Jacksonville (9/17), collected six tackles, including a stop for loss and a pass defended. Set up the Titans first touchdown of the afternoon with an electric 46-yard punt return in the third quarter.
- At Miami (10/8), totaled two tackles, a forced fumble and a pass defended. Returned two punts for 14 yards and one kickoff for 21 yards. Forced an Ajayi fumble that was recovered by Kevin Byard in the second quarter.
- Against Indianapolis (10/16), recorded two tackles and a pass defended. Brought back two kickoffs for 46 yards with a long return of 40 yards to kickstart the Titans' opening scoring drive.
- Against Baltimore (11/5), collected five tackles, a team-high four passes defended and a stop for loss. Returned two punts for 22 yards and one kickoff for four yards. Helped set up the Titans' opening field goal with a 20-yard rush off left guard in the first quarter.
- Against Cincinnati (11/12), recorded five tackles, including two stops for loss, and a team-best two passes defended. Carried the ball three times for 30 yards out of the backfield. Returned three kickoffs for 71 yards and three punts for 17 yards. Totaled a season-high 118 all-purpose yards which was the most all-purpose yards by a non-offensive Titans player since defensive back/returner Chris Carr had 144 yards (all on kickoff and punt returns) at the Detroit Lions on Nov. 27, 2008.
- At Pittsburgh (11/16), tied for the team lead with nine tackles. Notched two passes defended and a forced fumble. Returned five kickoffs for 103 yards and one punt for 10 yards. Carried the ball once for five yards. Forced an Antonio Brown fumble that was recovered by Pittsburgh late in the second quarter.
- At San Francisco (12/17), started at cornerback and posted six tackles, a team-high three passes defended and a quarterback pressure. Returned one kickoff for 21 yards.
- Against Los Angeles Rams (12/24), notched a tackle and a pass defended. Kickstarted the Titans' touchdown drive with a season-long 57-yard kickoff return in the third quarter.
- Against Jacksonville (12/31), tallied four tackles, two passes defended and a forced fumble. Returned four punts for 19 yards with a long return of 16 yards. Halted a Jaguars' drive by breaking up a pass intended for Keelan Cole on third-and-four in the first quarter. Knocked down a pass intended for Dede Westbrook early in the second quarter. Punched out the ball from Keelan Cole and the fumble was recovered by Jayon Brown late in the second quarter.
- At Kansas City (1/6), recorded four tackles and a pass defended in his first career postseason game. Returned two kickoffs for 43 yards and three punts for 18 yards.

## **COLLEGE:**

- In three seasons at Southern California, posted 139 tackles, 29 passes defended, six interceptions including one for a touchdown, six stops for loss, three fumble recoveries and two forced fumbles on defense. Notched 39 receptions for 628 yards with six touchdowns and 15 carries for 92 yards on offense. As a return specialist, notched 79 kickoff returns for 2,141 yards with four touchdowns and 46 punt returns for 578 yards with four touchdowns on special teams. In his career, he scored 15 touchdowns in four different ways: via reception (six), interception (one), punt return (four) and kickoff return (four). Registered 37 career starts (34 at cornerback, one at safety, one at wide receiver and one concurrently at cornerback and wide receiver).
- Tied the NCAA records for most career touchdowns on kick returns (eight) and all runbacks (nine). Owns the USC career records for kickoff return yardage (2,141 yards) and kickoff returns (79) and his 27.1 career kick return average is second in USC annals. Ranks fifth on USC's all-time punt return list (578 yards) and his four career punt return touchdowns is tied for the school record.
- As a junior (2016), started all 13 games at cornerback, and collected 55

tackles, a team-best 11 deflections, a team-high five interceptions, a team-best two fumble recoveries and two tackles for loss on defense. Returned 26 kickoffs for 767 yards with two touchdowns and 20 punts for 315 yards with two touchdowns on special teams on special teams. Notched seven carries for 51 yards and two receptions for 76 yards with a touchdown while playing 18 plays on offense. Ranked second nationally in punt return touchdowns (two, first in Pac-12), second in kickoff return touchdowns (two, first in Pac-12), third in punt returns (15.8, first in Pac-12), sixth in kickoff returns (29.5, first in Pac-12), 18th in interceptions (0.4, third in Pac-12) and 19th in passes defended (1.2, third in Pac-12).

- Won the 2016 Thorpe Award and was among four finalists for the Hornung Award and four finalists for the Lott IMPACT Trophy. Was named a 2016 consensus All-American first teamer by AP (cornerback), Football Writers (punt returner), Football Coaches (all-purpose player), Walter Camp (defensive back; second team kick returner), Sporting News (cornerback), ESPN (all-purpose player), Sports Illustrated (all-purpose player; second team returner), Phil Steele (punt returner; second team all-purpose player and third team defensive back and kick returner) and a second teamer by USA Today (returner).
- Named the 2016 Pac-12 Defensive Player of the Year and made the All-Pac-12 first team at two positions (defensive back and return specialist).
- As a team captain, named USC's 2016 Most Valuable Player (the first Trojan to repeat as team MVP since 2004-05 and only the ninth to win the honor twice since the award was first presented in 1967), as well as USC's Special Teams Player of the Year and Defensive Perimeter Player of the Year.
- As a sophomore (2015), started 12 games at cornerback, one contest at safety and one game at wide receiver. Notched 35 tackles, eight pass deflections, a forced fumble and an interception for a touchdown on defense. Registered 27 receptions for 414 yards with two touchdowns and seven carries for 36 yards on offense. Recorded 30 kickoff returns for 690 yards and 24 punt returns for 251 yards with two touchdowns on special teams. He was the only player nationally with at least 400 receiving yards, 600 kickoff return yards, 200 punt return yards and 30 tackles.
- Was named to the 2015 All-Pac-12 first team (defensive back) and second team (return specialist), AP All-Pac-12 first team (defensive back) and Phil Steele All-Pac-12 first team (defensive back) and second team (punt returner). He was also named USC's MVP.
- As a freshman (2014), made an impact on defense, offense and special teams as a cornerback, wide receiver and returner. Appeared in all 13 games with 10 starts at cornerback and one start concurrently at wide receiver. Recorded 49 tackles, including four stops for losses, 10 passes defended, a forced fumble and a fumble recovery on defense. Added 10 receptions for 138 yards with three touchdowns and one carry for five yards on offense. Posted 23 kickoff returns for 684 yards with two touchdowns and two punt returns for 12 yards.
- Named Sporting News Freshman All-American first team, USA Today Freshman All-American first team and ESPN.com True Freshman All-American first team.
- Named the 2014 Pac-12 Defensive Freshman of the Year and made All-Pac-12 honorable mention (all-purpose player).
- Majored in communications with a real estate minor at Southern California.

## **PERSONAL:**

- Attended Serra (Gardena, Calif.) High School and was named 2013 USA Today All-USA first team, Parade All-American first team, Prep Star All-American Dream Team, Max Preps All-American first team, Student Sports All-American first team, ESPN 300, Max Preps All-American Medium Schools first team, Cal-Hi Sports California Mr. Football, Cal-Hi Sports All-State first team, Max Preps All-State Division II first team, All-CIF Western Division Defensive Player of the Year, Los Angeles Times All-Area, Orange County Register Fab 15 first team, South Bay Daily Breeze All-South Bay Player of the Year, Wave Newspapers All-West Region Player of the Year and All-Mission League MVP.
- As a senior (2013), played wide receiver, running back, defensive back and return specialist. He ran for 639 yards on 66 carries with five touchdowns and caught 38 passes for 812 yards with seven touchdowns on offense, plus he had 36 tackles, six interceptions (three for touchdowns), eight deflections and a forced fumble on defense and he had three additional touchdowns on returns. He played in the 2013 CIF Western Division final and had a 92-yard punt return and a 93-yard kickoff return in

the game.

- As a junior (2012), he was named Cal-Hi Sports All-State first team, Cal-Hi Sports All-State Junior first team, All-CIF Western Division Defensive Player of the Year, Los Angeles Times All-Area, South Bay Daily Breeze All-South Bay Player of the Year, Los Angeles Wave Player of the Year and All-Mission League Defensive MVP. He had 33 receptions for 546 yards with five touchdowns and 175 yards on seven carries with five touchdowns on offense, plus he had 56 tackles, five interceptions, seven passes defended, two forced fumbles and a fumble recovery on defense and averaged 37.8 yards on 12 punts. Serra won the 2012 CIF Western Division and he had a 78-yard touchdown run on a fake punt in the game. Serra also won the CIF state championship Division II bowl game and he had a 95-yard run on a fake punt in the game.
- As a sophomore (2011), had two receptions for 39 yards and made 23 tackles, six interceptions and 10 pass deflections.
- During his freshman year in high school, he went to Belleville (Ill.) East High School. He moved to California prior to his sophomore year in high school.
- Was also on Serra's track team and finished with career bests of 10.68 in the 100 meters, 21.59 in the 200 and 25-5.25 in the long jump. Serra won the 2013 CIF state championship while he placed second in the long jump at 24-7. He won the 2012 state long jump title at 20-0.5 and was named the 2012 Cal-Hi Sports California Sophomore Athlete of the Year and 2013

Cal-Hi Sports California Junior Athlete of the Year.

- Was also a guard on Serra's basketball team.
- List of favorites: (movie) "Space Jam"; (TV show) Food Network shows, "Love & Hip Hop," "Scandal," "How To Get Away with Murder"; (musician or band) Drake, ASAP Rocky; (food) Chinese food and Imo's Pizza; (guilty pleasure) Reese's Peanut Butter Cups; (sports teams as a child) Chicago Bulls, St. Louis Rams, St. Louis Cardinals and (athlete as a child) Reggie Bush.
- Follow Jackson on Twitter, Instagram and Snapchat at @AdoreeKnows.
- Born Adoree' Jackson on Sept. 18, 1995 in East St. Louis, Ill.

## ADOREE' JACKSON'S DEFENSIVE GAME-BY-GAME

### 2017 Tennessee Titans

Date	Opp	W/L	P/S	Tot Solo Asst	Sk	- Yds	QBP	TFL	Int	- Yds	-TD	PD	FF	FR	- Yds	SpT
Sept 10	Oak	L	S	5	5	0	0.0	0	0	0	0	2	0	0	0	0
Sept 17	@ Jax	W	S	6	5	1	0.0	0	1	0	0	1	0	0	0	0
Sept 24	Sea	W	S	5	5	0	0.0	0	0	0	0	2	0	0	0	0
Oct 1	@ Hou	L	S	3	3	0	0.0	0	0	0	0	1	0	0	0	0
Oct 8	@ Mia	L	S	2	1	1	0.0	0	0	0	0	1	1	0	0	0
Oct 16	Ind	W	S	2	2	0	0.0	0	0	0	0	1	0	0	0	0
Oct 22	@ Cle	W	S	5	4	1	0.0	0	0	0	0	0	0	0	0	0
Nov 5	Bal	W	S	5	5	0	0.0	0	1	0	0	4	0	0	0	0
Nov 12	Cin	W	S	5	3	2	0.0	0	2	0	0	2	0	0	0	0
Nov 16	@ Pit	L	S	9	8	1	0.0	0	0	0	0	2	1	0	0	0
Nov 26	@ Ind	W	S	1	1	0	0.0	0	0	0	0	0	0	0	0	0
Dec 3	Hou	W	S	4	3	1	0.0	0	0	0	0	1	0	0	0	0
Dec 10	@ Ari	L	S	4	3	1	0.0	0	0	0	0	0	0	0	0	0
Dec 17	@ SF	L	S	6	6	0	0.0	1	0	0	0	3	0	0	0	0
Dec 24	LAR	L	S	1	0	1	0.0	0	0	0	0	1	0	0	0	0
Dec 31	Jax	W	S	4	4	0	0.0	0	0	0	0	2	1	0	0	0
<b>Totals</b>				<b>9-7</b>	<b>16/16</b>	<b>67</b>	<b>58</b>	<b>9</b>	<b>0.0</b>	<b>0.0</b>	<b>1</b>	<b>4</b>	<b>0</b>	<b>0</b>	<b>23</b>	<b>3</b>
<b>Playoffs</b>																
Jan 6	@ KC	W	S	4	4	0	0.0	0	0	0	0	1	0	0	0	0
Jan 13	@ NE	L	S	3	2	1	0.0	0	0	0	0	2	0	0	0	0
<b>Totals</b>				<b>1-1</b>	<b>2/2</b>	<b>7</b>	<b>6</b>	<b>1</b>	<b>0.0</b>	<b>0.0</b>	<b>0</b>	<b>0</b>	<b>0</b>	<b>0</b>	<b>3</b>	<b>0</b>

### 2018 Tennessee Titans

Date	Opp	W/L	P/S	Tot Solo Asst	Sk	- Yds	QBP	TFL	Int	- Yds	-TD	PD	FF	FR	- Yds	SpT
Sept 9	@ Mia	L	p	4	4	0	0.0	0	0	0	0	0	0	0	0	0
Sept 16	Hou	W	S	8	8	0	0.0	0	0	1	0	0	2	0	0	0
Sept 23	@ Jax	W	p	0	0	0	0.0	0	0	0	0	0	1	0	0	0
Sept 30	Phi	W	S	4	3	1	0.0	0	0	0	0	0	0	0	0	0
Oct 7	@ Buf	L	p	2	2	0	0.0	0	0	1	7	0	1	0	0	0
Oct 14	Bal	L	S	8	6	2	0.0	0	0	0	0	0	0	0	0	0
Oct 21	@ LAC	L	S	1	1	0	0.0	0	0	0	0	0	0	0	0	0
Nov 5	@ Dal	W	S	4	4	0	0.0	0	0	0	0	0	0	0	0	0
Nov 11	NE	W	S	5	4	1	0.0	0	1	0	0	2	0	0	0	0
Nov 18	@ Ind	L	S	7	6	1	0.0	0	0	0	0	0	0	0	0	0
Nov 26	@ Hou	L	S	3	2	1	0.0	0	0	0	0	0	0	0	0	0
Dec 2	NYJ	W	S	7	7	0	0.0	0	0	0	0	0	0	0	0	0
Dec 6	Jax	W	S	5	5	0	0.0	0	1	0	0	1	0	0	0	0
Dec 16	@ NYG	W	S	4	3	1	0.0	0	1	1	0	0	1	0	0	0
Dec 22	Was	W	S	4	4	0	0.0	0	0	0	0	0	2	0	0	0
Dec 30	Ind	L	S	3	3	0	0.0	0	0	0	0	0	1	0	0	0
<b>Totals</b>				<b>9-7</b>	<b>16/13</b>	<b>69</b>	<b>62</b>	<b>7</b>	<b>0.0</b>	<b>0.0</b>	<b>1</b>	<b>3</b>	<b>2</b>	<b>7</b>	<b>0</b>	<b>11</b>

## ADOREE' JACKSON'S RETURN GAME-BY-GAME

### 2017 Tennessee Titans

		PUNT RETURNS							KICKOFF RETURNS						
Date	Opp	W-L	P/S	No	FC	Yds	Avg	Lg	TD	No	Yds	Avg	Lg	TD	
Sept 10	Oak	L	S	1	0	5	5.0	5	0	1	35	35.0	35	0	
Sept 17	@ Jax	W	S	2	2	55	27.5	46	0	0	0	-	0	0	
Sept 24	Sea	W	S	5	0	51	10.2	22	0	2	27	13.5	25	0	
Oct 1	@ Hou	L	S	1	0	3	3.0	3	0	3	71	23.7	48	0	
Oct 8	@ Mia	L	S	2	1	14	7.0	12	0	1	21	21.0	21	0	
Oct 16	Ind	W	S	0	0	0	-	0	0	2	46	23.0	40	0	
Oct 22	@ Cle	W	S	3	0	20	6.7	12	0	0	0	-	0	0	
Nov 5	Bal	W	S	2	1	22	11.0	13	0	1	4	4.0	4	0	
Nov 12	Cin	W	S	3	2	17	5.7	9	0	3	71	23.7	32	0	
Nov 16	@ Pit	L	S	1	0	10	10.0	10	0	5	103	20.6	36	0	
Nov 26	@ Ind	W	S	2	1	7	3.5	7	0	1	15	15.0	15	0	
Dec 3	Hou	W	S	2	0	41	20.5	25	0	0	0	-	0	0	
Dec 10	@ Ari	L	S	3	0	14	4.7	14	0	2	55	27.5	29	0	
Dec 17	@ SF	L	S	1	0	0	0.0	0	0	1	21	21.0	21	0	
Dec 24	LAR	L	S	2	0	12	6.0	11	0	3	109	36.3	57	0	
Dec 31	Jax	W	S	4	2	19	4.8	16	0	0	0	-	0	0	
<b>Totals</b>				<b>9-7</b>	<b>16/16</b>	<b>34</b>	<b>9</b>	<b>290</b>	<b>8.5</b>	<b>46</b>	<b>0</b>	<b>25</b>	<b>578</b>	<b>23.1</b>	<b>57</b>
<b>Playoffs</b>															
Jan 6	@ KC	W	S	3	1	18	6.0	13	0	2	43	21.5	24	0	
Jan 13	@ NE	L	S	1	1	0	0.0	0	0	4	83	20.8	25	0	
<b>Totals</b>				<b>1-1</b>	<b>2/2</b>	<b>4</b>	<b>2</b>	<b>18</b>	<b>4.5</b>	<b>13</b>	<b>0</b>	<b>6</b>	<b>126</b>	<b>21.0</b>	<b>25</b>

### 2018 Tennessee Titans

		PUNT RETURNS							KICKOFF RETURNS						
Date	Opp	W-L	P/S	No	FC	Yds	Avg	Lg	TD	No	Yds	Avg	Lg	TD	
Sept 9	@ Mia	L	p	1	0	26	26.0	26	0	0	0	-	0	0	
Sept 16	Hou	W	S	1	1	2	2.0	2	0	0	0	-	0	0	
Sept 23	@ Jax	W	p	1	0	6	6.0	6	0	0	0	-	0	0	
Sept 30	Phi	W	S	0	0	0	-	0	0	0	0	-	0	0	
Oct 7	@ Buf	L	p	0	0	0	-	0	0	0	0	-	0	0	
Oct 14	Bal	L	S	0	0	0	-	0	0	0	0	-	0	0	
Oct 21	@ LAC	L	S	1	1	0	0.0	0	0	0	0	-	0	0	
Nov 5	@ Dal	W	S	2	1	11	5.5	11	0	0	0	-	0	0	
Nov 11	NE	W	S	3	1	42	14.0	15	0	0	0	-	0	0	
Nov 18	@ Ind	L	S	0	1	0	-	0	0	0	0	-	0	0	
Nov 26	@ Hou	L	S	2	1	19	9.5	16	0	0	0	-	0	0	
Dec 2	NYJ	W	S	0	2	0	-	0	0	0	0	-	0	0	
Dec 6	Jax	W	S	1	0	8	8.0	8	0	0	0	-	0	0	
Dec 16	@ NYG	W	S	1	0	8	8.0	8	0	0	0	-	0	0	
Dec 22	Was	W	S	1	1	16	16.0	16	0	0	0	-	0	0	
Dec 30	Ind	L	S	2	0	10	5.0	10	0	0	0	-	0	0	
<b>Totals</b>				<b>9-7</b>	<b>16/13</b>	<b>16</b>	<b>9</b>	<b>148</b>	<b>9.3</b>	<b>26</b>	<b>0</b>	<b>0</b>	<b>0</b>	<b>-</b>	<b>0</b>

## ADOREE' JACKSON'S NFL STATISTICS

REGULAR SEASON			TACKLES								INTERCEPTIONS						FUMBLES			
Year	Team	GP	GS	Tot	Solo	Asst	Sk	Yds	QBP	TFL	No	Yds	Lg	TD	PD	FF	FR	Yds	SpT	
2017	Tennessee	16	16	67	58	9	0.0	0.0	1	4	0	0	0	0	23	3	0	0	0	
2018	Tennessee	16	13	69	62	7	0.0	0.0	1	3	2	7	7	0	11	0	0	0	0	
NFL Totals		32	29	136	120	16	0.0	0.0	2	7	2	7	7	0	34	3	0	0	0	

REGULAR SEASON		PUNT RETURNS						KICKOFF RETURNS				
Year	Team	No	FC	Yds	Avg	Lg	TD	No	Yds	Avg	Lg	TD
2017	Tennessee	34	9	290	8.5	46	0	25	578	23.1	57	0
2018	Tennessee	16	9	148	9.3	26	0	0	0	-	0	0
NFL Totals		50	18	438	8.8	46	0	25	578	23.1	57	0

PLAYOFFS				TACKLES							INTERCEPTIONS						FUMBLES			
Year	Team	GP	GS	Tot	Solo	Asst	Sk	Yds	QBP	TFL	No	Yds	Lg	TD	PD	FF	FR	Yds	SpT	
2017	Tennessee	2	2	7	6	1	0.0	0.0	0	0	0	0	0	0	3	0	0	0	0	
NFL Totals		2	2	7	6	1	0.0	0.0	0	0	0	0	0	0	3	0	0	0	0	

PLAYOFFS		PUNT RETURNS						KICKOFF RETURNS				
Year	Team	No	FC	Yds	Avg	Lg	TD	No	Yds	Avg	Lg	TD
2017	Tennessee	4	2	18	4.5	13	0	6	126	21.0	25	0
NFL Totals		4	2	18	4.5	13	0	6	126	21.0	25	0

### Single-Game Highs

Tackles - 9 at Pittsburgh (11/16/17)  
 Interceptions - **1 (Twice, last at Buffalo 10/7/18)**  
 Passes Defensed - 4 vs. Baltimore (11/5/17)  
 Tackle for Loss - 2 vs. Cincinnati (11/12/17)  
 Forced Fumble - 1 (Three times, last vs. Jacksonville 12/31/17)  
 Punt Returns - 5 vs. Seattle (9/24/17)  
 Punt Return Yards - 55 at Jacksonville (9/17/17)  
 Punt Return Long - 46 at Jacksonville (9/17/17)  
 Kickoff Returns - 5 at Pittsburgh (11/16/17)  
 Kickoff Return Yards - 109 vs. L.A. Rams (12/24/17)  
 Kickoff Return Long - 57 vs. L.A. Rams (12/24/17)


### Playoff Single-Game Highs

Tackles - 4 at Kansas City (1/6/18)  
 Passes Defensed - 2 at New England (1/13/18)  
 Punt Returns - 3 at Kansas City (1/6/18)  
 Punt Return Yards - 18 at Kansas City (1/6/18)  
 Kickoff Returns - 4 at New England (1/13/18)  
 Kickoff Return Yards - 83 at New England (1/13/18)

### Additional Statistics

Rushing - 1 for 20 yards vs. Baltimore (11/5/17), 3 for 30 yards vs. Cincinnati (11/12/17), 1 for 5 yards at Pittsburgh (11/16/17)





# 15 DARIUS JENNINGS

WIDE RECEIVER • 5'10" • 180 LBS • COLLEGE: VIRGINIA

ACQUIRED: FREE AGENT - 2017

NFL EXPERIENCE (NFL/TITANS): 2/2 • HOMETOWN: BALTIMORE, MD.

GAMES PLAYED/GAMES STARTED: 20/1 (PLAYOFFS: 0/0)



**PRO:** The Titans added free agent wide receiver Darius Jennings to the roster during the 2017 offseason. The 5-foot-10-inch, 180-pounder has the ability to line up at wide receiver as well as return kicks. After completing his four-year career at Virginia, Jennings ranked No. 1 all-time in program history in kick return yards with 1,839. Jennings originally signed as a rookie free agent with the Cleveland Browns in 2015 and has since spent time on the practice squads of Cleveland, Chicago Bears and the New York Jets.

## TITANS TIDBITS:

- During the 2018 offseason, Jennings took part in the NFLPA's Externship Program with Events DC and Under Armour.
- Helps out with "Next One Up," an organization helping inner city high school athletes in his hometown of Baltimore, Md.
- Worked as a camp counselor at his alma mater The Gilman (Md.) School, helping middle school children with classwork and activities.

## CAREER TRANSACTIONS:

- Signed with the Cleveland Browns as a rookie free agent on May 11, 2015.
- Waived by the Browns on Sept. 5, 2015.
- Signed by the Browns to the team's practice squad on Sept. 6, 2015.
- Signed by the Browns to the active roster from the practice squad on Dec. 5, 2015.
- Waived by the Browns on Dec. 16, 2015.
- Signed by the Browns on Dec. 22, 2015.
- Waived by the Browns on Sept. 3, 2016.
- Signed by the Browns to the team's practice squad on Sept. 4, 2016.
- Waived by the Browns on Oct. 6, 2016.
- Signed by the Chicago Bears to the team's practice squad on Oct. 10, 2016.
- Waived by the Bears on Nov. 22, 2016.
- Signed by the New York Jets to the team's practice squad on Dec. 6, 2016.
- Signed by the Jets to a futures contract on Jan. 2, 2017.
- Waived by the Jets on April 26, 2017.
- Signed by the Titans as a free agent on May 19, 2017.
- Waived by the Titans on Sept. 2, 2017 and signed to the team's practice squad a day later.
- Signed by the Titans to the active roster from the practice squad on Sept. 23, 2017.
- Waived by the Titans on Nov. 25, 2017.
- Signed by the Titans to a futures contract on Jan. 15, 2018.

## SEASON RECAPS:

**2018 (16/0 - Tennessee):** Played in all 16 games for the first time in his career. Led the NFL and set a franchise record with a 31.7-yard kickoff return avg. Returned 22 kickoffs for 698 yards with a touchdown. Caught 11 passes for 101 yards. Rushed once for two yards. Completed one pass for 21 yards. Collected four special teams tackles on coverage units. Scored his first career touchdown with a 94-yard kickoff return at Miami (9/9/18). Tied for the team lead in receptions once in 2018 (vs. WAS). Tied for the team lead in special teams tackles once (vs. NYJ).

- At Miami (9/9), saw action as a reserve at wide receiver and kickoff return specialist. Returned two kickoffs for 121 yards, including a 94-yard return for a score. Cut the Dolphins' lead to 24-17 with a blazing 94-yard kickoff return for a touchdown in the fourth quarter for his first career score.
- Against Houston (9/16), played as a reserve on special teams and at

wide receiver.

- At Jacksonville (9/23), saw action as a reserve at wide receiver and caught one pass for seven yards.
  - Against Philadelphia (9/30), played as a reserve at wide receiver and caught one pass for six yards.
  - At Buffalo (10/7), saw action as a reserve at wide receiver and hauled in one pass for six yards.
  - Against Baltimore (10/14), saw action as a reserve on special teams and at wide receiver. Returned one kickoff for 20 yards.
  - At Los Angeles Chargers in London (10/21), tied a career-high with five kickoff returns for a career-best 156 yards.
  - At Dallas (11/5), played as a reserve at wide receiver and caught one pass for 36 yards. Kept the Titans' second touchdown drive alive with a career-long 36-yard reception among three defenders deep down the middle of the field on third-and-10.
  - Against New England (11/11), saw action as a reserve as the kickoff returner and brought back two kickoffs for 78 yards. Hauled in one reception for no gain as a wide receiver. Got the Titans' momentum rolling with a 58-yard kickoff return to start the game. Kickstarted the Titans' final touchdown drive with a 21-yard pass to Marcus Mariota in the fourth quarter.
  - At Indianapolis (11/18), played as a reserve at wide receiver and on special teams.
  - At Houston (11/26), saw action as a reserve at wide receiver and as the kickoff return specialist. Returned two kickoffs for 56 yards. Collected a special teams stop on coverage units.
  - Against N.Y. Jets (12/2), played as a reserve as a kickoff returner and brought back one kick for 35 yards. Registered a special teams tackle on coverage units.
  - Against Jacksonville (12/6), saw action as a reserve at wide receiver. Returned one kickoff for 29 yards.
  - At N.Y. Giants (12/16), returned one kickoff for 27 yards. Registered two special teams tackles on coverage units.
  - Against Washington (12/22), played as a reserve at wide receiver and tied for the team lead with three catches for 29 yards. Extended a Titans' scoring drive with a 14-yard reception on third-and-seven late in the third quarter.
  - Against Indianapolis (12/30), saw action as a reserve at wide receiver and snared three catches for 17 yards. Returned four kickoffs for 89 yards.
- 2017 (0/0 - Tennessee):** Did not play in two games and was inactive for six contests.
- Against Seattle (9/24), suited up but did not see game action.
  - At Houston (10/1), dressed but did not play.

**2016 (0/0 - Cleveland, Chicago, New York Jets):** Spent time with the Cleveland Browns, Chicago Bears and New York Jets practice squads.

**2015 (4/1 - Cleveland):** Signed with the Browns as a rookie free agent and began the season on the practice squad before being signed to the active roster on Dec. 5. Jennings appeared in four games with one start for the Browns, totaling 14 receptions for 117 yards and amassing 158 return yards on seven kicks.

- Against Cincinnati (12/6), made his NFL debut and caught five receptions for 35 yards. Returned a career-high five kicks for a career-high 112 yards and a career-high long of 28.
- Against Pittsburgh (1/3/16), made his first career start in Week 17 and made a career-high six catches for a career-high 45 yards. Also recovered his first career fumble and returned two kicks for 46 yards with a long of 25.

## COLLEGE:

- Appeared in 49 games with 28 starts at Virginia during his four-year career as a Cavalier, playing wide receiver and returning kicks. At the completion of his collegiate career, Jennings ranked No. 1 all-time in Virginia history with 1,839 career kick return yards, No. 5 with 133 career receptions, No. 9 in program history with 1,667 career receiving yards and No. 11 with 3,719 career all-purpose yards.
- As a senior (2014), saw action in all 12 games and started 11. Ranked No. 1 in the ACC and No. 8 in the nation with 27.1 yards per kick return and finished his senior season with 677 return yards, 27 receptions for 521 yards and two touchdowns, as well as 115 rushing yards on 24 attempts and one touchdown. Led the team with 1,313 all-purpose yards and was named the team's Special Teams Player of the Week three times by Virginia's coaches. Earned All-ACC honorable mention and All-ACC Coaches honorable mention accolades as a kick returner.
- Caught three passes for 39 yards and a touchdown against UCLA (8/30).
- As a junior (2013), appeared in all 12 games and made five starts for Virginia. Scored three touchdowns, tied for second on the team in receptions with 38, second on the team with 881 all-purpose yards and ranked third on the team with 340 receiving yards.
- As a sophomore (2012), played in 12 games and started 11. Notched a team-leading 568 receiving yards on five touchdown catches.
- As a freshman (2011), appeared in all 13 games and made one start as a true freshman. Totaled 20 receptions for 238 yards, led the team in kickoff return yards with 599 and ranked third on the team with 873 all-purpose yards.
- Majored in sociology at Virginia.

## PERSONAL:

- Attended The Gilman (Md.) School where he played wide receiver,

running back, quarterback and defensive back.

- Finished his high school career as Gilman's all-time leading rusher with 4,338 career yards and 53 touchdowns on 493 carries. As a junior, set single-season school records by rushing for 2,028 yards and 25 touchdowns.
- Named the Baltimore Sun's Male Athlete of the Year in 2011.
- Also played basketball and ran track in high school.
- Majored in sociology.
- Lists 'Little Giants' and 'Rush Hour' as his favorite movies and 'The Wire' as his favorite television show.
- Son of Lawrence and Dana Jennings.
- Has two brothers, Dimitrius Jones Jr. and Deon Jennings.
- Follow Jennings on Twitter and Instagram at @DariusJennings\_.
- Born Darius Lamar Jennings on June 28, 1992 in Baltimore, Md.

## DARIUS JENNINGS' GAME-BY-GAME

### 2015 Cleveland Browns

Date	Opp.	W/L	P/S	RECEIVING					TD
				No	Yds	Avg	Lg		
Sept 13	@ NYJ	L	PS						
Sept 20	Ten	W	PS						
Sept 27	Oak	L	PS						
Oct 4	@ SD	L	PS						
Oct 11	@ Bal	W	PS						
Oct 18	Den	L	PS						
Oct 25	@ StL	L	PS						
Nov 1	Ari	L	PS						
Nov 5	@ Cin	L	PS						
Nov 15	@ Pit	L	PS						
Nov 30	Bal	L	PS						
Dec 6	Cin	L	p	5	35	7.0	16		0
Dec 13	SF	W	p	0	0	-	-		0
Dec 20	@ Sea	L	NOR						
Dec 27	@ KC	L	p	3	37	12.3	15		0
Jan 3	Pit	L	s	6	45	7.5	14		0
Totals		3-13	4/1	14	117	8.4	16		0

### 2017 Tennessee Titans

Date	Opp.	W/L	P/S	RECEIVING					TD
				No	Yds	Avg	Lg		
Sept 10	Oak	L	PS						
Sept 17	@ Jax	W	PS						
Sept 24	Sea	W	DNP						
Oct 1	@ Hou	L	DNP						
Oct 8	@ Mia	L	IA						
Oct 16	Ind	W	IA						
Oct 22	@ Cle	W	IA						
Nov 5	Bal	W	IA						

Nov 12		Cin	W	IA					
Nov 16	@	Pit	L	IA					
Nov 26	@	Ind							
Dec 3		Hou							
Dec 10	@	Ari							
Dec 17	@	SF							
Dec 24		LAR							
Dec 31		Jax							
Totals			6-4	0/0	0	0	-	-	0

Released by the Titans on Nov. 25, 2017

### 2018 Tennessee Titans

Date	Opp.	W/L	P/S	RECEIVING					TD
				No	Yds	Avg	Lg		
Sept 9	@ Mia	L	p	0	0	-	0		0
Sept 16	Hou	W	p	0	0	-	0		0
Sept 23	@ Jax	W	p	1	7	7.0	7		0
Sept 30	Phi	W	p	1	6	6.0	6		0
Oct 7	@ Buf	L	p	1	6	6.0	6		0
Oct 14	Bal	L	p	0	0	-	0		0
Oct 21	@ LAC	L	p	0	0	-	0		0
Nov 5	@ Dal	W	p	1	36	36.0	36		0
Nov 11	NE	W	p	1	0	0.0	0		0
Nov 18	@ Ind	L	p	0	0	-	0		0
Nov 26	@ Hou	L	p	0	0	-	0		0
Dec 2	NYJ	W	p	0	0	-	0		0
Dec 6	Jax	W	p	0	0	-	0		0
Dec 16	@ NYG	W	p	0	0	-	0		0
Dec 22	Was	W	p	3	29	9.7	14		0
Dec 30	Ind	L	p	3	17	5.7	7		0
Totals			9-7	16/0	11	101	9.2	36	0

## DARIUS JENNINGS' RETURN GAME-BY-GAME

2018 Tennessee Titans			PUNT RETURNS							KICKOFF RETURNS																						
Date	Opp	W-L	P/S	No	FC	Yds	Avg	Lg	TD	No	Yds	Avg	Lg	TD																		
Sept 9	@ Mia	L	p	0	0	0	-	0	0	2	121	60.5	94t	1	Nov 26	@ Hou	L	p	0	0	0	-	0	0	2	56	28.0	30	0			
Sept 16	Hou	W	p	0	0	0	-	0	0	0	0	-	0	0	Dec 2	NYJ	W	p	0	0	0	-	0	0	1	35	35.0	35	0			
Sept 23	@ Jax	W	p	0	0	0	-	0	0	0	0	-	0	0	Dec 6	Jax	W	p	0	0	0	-	0	0	1	29	29.0	29	0			
Sept 30	Phi	W	p	0	0	0	-	0	0	0	0	-	0	0	Dec 16	@ NYG	W	p	0	0	0	-	0	0	1	27	27.0	27	0			
Oct 7	@ Buf	L	p	0	0	0	-	0	0	1	33	33.0	33	0	Dec 22	Was	W	p	0	0	0	-	0	0	1	31	31.0	31	0			
Oct 14	Bal	L	p	0	0	0	-	0	0	1	20	20.0	20	0	Dec 30	Ind	L	p	0	0	0	-	0	0	4	89	22.3	32	0			
Oct 21	@ LAC	L	p	0	0	0	-	0	0	5	156	31.2	37	0	Totals				9-7	16/0	0	0	0	-	0	0	22	698	31.7	94t	1	
Nov 5	@ Dal	W	p	0	0	0	-	0	0	1	23	23.0	23	0																		
Nov 11	NE	W	p	0	0	0	-	0	0	2	78	39.0	58	0																		
Nov 18	@ Ind	L	p	0	0	0	-	0	0	0	0	-	0	0																		

## DARIUS JENNINGS' NFL STATISTICS

REGULAR SEASON				RECEIVING					RUSHING				
Year	Team	GP	GS	No	Yds	Avg	Lg	TD	Att	Yds	Avg	Lg	TD
2015	Cleveland	4	1	14	117	8.4	16	0	0	0	-	-	0
2016	CLE, CHI, NYJ												
2017	Tennessee	0	0	0	0	-	-	0	0	0	-	-	0
2018	Tennessee	16	0	11	101	9.2	36	0	1	2	2.0	2	0
NFL Totals		20	1	25	218	8.7	36	0	1	2	2.0	2	0


REGULAR SEASON		PUNT RETURNS						KICKOFF RETURNS				
Year	Team	No	FC	Yds	Avg	Lg	TD	No	Yds	Avg	Lg	TD
2015	Tennessee	0	0	0	-	0	0	7	158	22.6	28	0
2018	Tennessee	0	0	0	-	0	0	22	698	31.7	94t	1
NFL Totals		0	0	0	-	0	0	29	856	29.5	94t	1

### Single-Game Highs

Receptions - 6 vs. Pittsburgh (1/3/16)  
 Receiving Yards - 45 vs. Pittsburgh (1/3/16)  
 Long Reception - **36 at Dallas (11/5/18)**  
 Kickoff Retuns - **5 (Twice, last at L.A. Chargers 10/21/18)**  
 Kick Return Yards - **156 at L.A. Chargers (10/21/18)**  
 Kickoff Return Long - **94t at Miami (9/9/18)**  
 Kickoff Return Touchdown - **1 at Miami (9/9/18)**

### Additional Statistics

Fumble Recoveries - 1 vs. Pittsburgh (1/3/16)  
 Completions - **1 for 1 for 21 yards vs. New England (11/11/18)**  
 Special Teams Tackles - **4 (2018)**



# 94 AUSTIN JOHNSON

DEFENSIVE LINEMAN • 6'4" • 314 LBS • COLLEGE: PENN STATE

ACQUIRED: 2ND ROUND - 2016 • NFL EXPERIENCE (NFL/TITANS): 2/2

HOMETOWN: GALLOWAY, N.J.

GAMES PLAYED/GAMES STARTED: 42/12 (PLAYOFFS: 2/1)



**PRO:** The Titans selected Austin Johnson in the second round of the 2016 NFL Draft. The 6-foot-4-inch, 314-pound defensive lineman has the bulk and power to secure the middle of the defense as a nose tackle but also the versatility and movement skills to play other positions along the front. In his first two NFL seasons, Johnson played in 26 games and tallied 47 tackles, 1.5 sacks, three tackles for loss and three passes defended.

## CAREER HIGHLIGHTS:

- In 2017, Johnson appeared in all 16 games and made three starts. He posted single-season career-highs with 32 tackles, one sack, two tackles for loss and two passes defended. He also appeared in his first two postseason contests with one start.
- As a rookie in 2016, Johnson appeared in 10 games. His totals included 15 tackles and a half sack.
- Johnson's 78 tackles as a junior in 2015 ranked second among defensive linemen in FBS and were the most by a Penn State defensive lineman since Jimmy Kennedy (87) in 2002.
- Against San Diego State on Sept. 26, 2015, he returned a fumble 71 yards for his first career touchdown (high school or college).

## TITANS TIDBITS:

- When Johnson was drafted by the Titans, he became a teammate once again of DaQuan Jones, a former Penn State defensive lineman who was drafted by the Titans in 2014. The two remained close, and Jones was among Johnson's family and friends surrounding him on draft night.
- Johnson's wife, Danika, is a former LFL MVP and is currently the general manager and head coach of the Nashville Knights football team.
- The son of Austin and Tammy Johnson, he has two older sisters, Brandi and Erika, and one younger sister, Kennedy. Kennedy was a forward on the Michigan State women's basketball team.

## CAREER TRANSACTIONS:

- The Galloway, N.J., native was selected by the Titans in the second round (43rd overall) of the 2016 NFL Draft.

## SEASON RECAPS:

**2018 (16/9):** Played in 16 games with nine starts on the defensive front and collected 25 tackles, a sack, five quarterback pressures, a stop for loss and two passes defended. Tied for the team lead in sacks once in 2018 (at DAL). Tied for the team lead in passes defended once in 2018 (at IND).

- At Miami (9/9), started at nose tackle and collected a tackle.
- Against Houston (9/16), played as a reserve at nose tackle and tallied a tackle.
- At Jacksonville (9/23), started at nose tackle and posted two tackles. Halted a Jaguars' drive by combining with Wesley Woodyard to stuff T.J. Yeldon for no gain on a third-and-one rush in the second quarter.
- Against Philadelphia (9/30), played as a reserve at nose tackle and notched two quarterback pressures.
- At Buffalo (10/7), started at nose tackle and tied a career-high with five tackles, including a stop for loss. Stuffed LeSean McCoy for no gain on a rush off right tackle in the first quarter.
- Against Baltimore (10/14), started at nose tackle and amassed two tackles and a pass defended. Batted down a pass intended for Nick Boyle in the first quarter.
- At Los Angeles Chargers in London (10/21), started at nose tackle and tallied a tackle and a quarterback pressure.
- At Dallas (11/5), started at nose tackle and posted two tackles, including a sack. Dropped Dak Prescott for a six-yard sack in the third quarter.

- Against New England (11/11), played as a reserve at nose tackle and notched three tackles. Teamed with Jurrell Casey to stuff Tom Brady for no gain on a quarterback sneak in the second stanza. Combined with Rashaan Evans to stop Sony Michel for no gain on a rush up the middle in the second quarter.
- At Indianapolis (11/18), played as a reserve on the defensive front and collected a tackle. Batted down a pass intended for Dontrelle Inman in the second quarter.
- At Houston (11/26), started at nose tackle and recorded a tackle.
- Against N.Y. Jets (12/2), saw action as a reserve at nose tackle and tallied a tackle.
- Against Jacksonville (12/6), played as a reserve at nose tackle and amassed two tackles and a quarterback pressure. Combined with Logan Ryan to stuff Leonard Fournette for no gain on a second-and-goal rush from the one-yard line in the second quarter.
- At N.Y. Giants (12/16), started at nose tackle and posted a quarterback pressure in the Titans' first shutout win since 2000.
- Against Washington (12/22), played as a reserve on the defensive front and totaled two tackles.
- Against Indianapolis (12/30), started at nose tackle and registered a tackle.

**2017 (16/3, 2/1):** Saw action in all 16 games with three starts at defensive end and collected a career-best 32 tackles, a sack, two stops for loss and two passes defended. Played in his first two career postseason contests with one start at defensive end and recorded six tackles and a quarterback pressure. Registered a career-high with five tackles and a sack against Houston (12/3/17). Made his first career NFL start at Arizona (12/10/17).

- At Houston (10/1), saw action as a reserve on the defensive front and tied a career-high with four tackles. Stonewalled D'Onta Foreman for a one-yard loss on a rush off right tackle in the third quarter. Teamed with Wesley Woodyard to stop Alfred Blue for no gain on a rush off right guard in the final stanza.
- At Indianapolis (11/26), played as a reserve on the defensive line and registered two tackles, including a stop for loss. Stuffed Marlon Mack for no gain on a rush up the middle late in the first quarter.
- Against Houston (12/3), played as a reserve on the defensive front and produced five tackles, including a sack. Dropped Tom Savage for a sack in the fourth quarter.
- At Arizona (12/10), made his first career NFL start at defensive end and tallied three tackles.
- At San Francisco (12/17), started at defensive end and posted three tackles and a pass defended. Teamed with Kevin Dodd to stop Carlos Hyde for no gain on a rush off right tackle in the second stanza. Combined with Johnathan Cyprien to stuff Hyde for no gain on a rush up the middle in the third quarter. Batted down a Jimmy Garoppolo pass at the line scrimmage that was then hauled in by the signal caller and resulted in a six-yard loss.
- Against Jacksonville (12/31), started at defensive end and tallied two tackles and a pass defended. Batted down a pass intended for Dede Westbrook in the third quarter.
- At Kansas City (1/6), started at defensive end and recorded three tackles in his first career postseason game. Combined with Erik Walden to stop Kareem Hunt for a two-yard loss on a short pass in the second stanza.
- At New England (1/13), played as a reserve on the defensive front and registered three tackles and a quarterback pressure. Combined with Wesley Woodyard to stuff Dion Lewis for a three-yard loss on a short pass in the third quarter. Batted down a pass intended Rob Gronkowski late in the third quarter.



**2016 (10/0):** Played in 10 games as a reserve on the defensive front during his rookie campaign and registered 15 tackles, a half sack, a quarterback pressure, a stop for loss and a pass defended. Was inactive for six contests. Appeared in his first career NFL game against Minnesota (9/11/16). Tied for the team lead in passes defended once (at MIA).

- Against Minnesota (9/11), made his NFL debut as a reserve on the defensive front and collected a solo tackle.
- At Miami (10/9), saw limited action as a reserve on the defensive front and registered a tackle for loss and a pass defended. Halted a Dolphins' drive by batting down a third-and-one pass intended for Dion Sims in the second quarter. Stopped Jay Ajayi for a five-yard loss on a rush off right guard on the first play of the fourth quarter.
- Against Cleveland (10/16), played as a reserve at nose tackle and notched two tackles.
- At Indianapolis (11/20), played as a reserve at nose tackle and tied a career-high with two tackles, including a half sack. Teamed with Derrick Morgan to sack Andrew Luck for a six-yard loss in the fourth quarter.
- At Kansas City (12/18), played as a reserve at nose tackle and tallied a career-best four tackles. Teamed with Al Woods to stuff Spencer Ware for no gain on a rush off right end in the third quarter.
- At Jacksonville (12/24), saw action as a reserve at defensive tackle and posted two tackles.
- Against Houston (1/1), played as a reserve on the defensive front and registered two tackles.

#### COLLEGE:

- In three seasons at Penn State, Johnson appeared in 38 games and recorded 28 starts, including starts in all 26 games as a sophomore and junior. He totaled 154 tackles, 8.5 sacks, 24 tackles for loss, eight passes defended, one forced fumble and four fumble recoveries, including a fumble recovery for a touchdown.
- As a junior (2015), started all 13 games and named second-team All-Big Ten by the media and third-team All-Big Ten by the coaches. Named All-Big Ten by BTN.com and ESPN.com and earned first-team All-Big Ten honors from the Associated Press and Athlon Sports. Ranked second on the team with 15.0 tackles for loss and 6.5 sacks. Ranked second among defensive linemen in FBS and third on the team with 78 tackles, posting the most tackles for a Penn State defensive lineman since Jimmy Kennedy (87) in 2002.
- Against San Diego State (9/26), had a 71-yard fumble return for a touchdown for his first career touchdown. The play marked his fourth

career fumble recovery and Penn State's first fumble recovery for a touchdown since 2012. Added two tackles and shared a tackle for loss to assist Penn State amassing nine tackles for loss in the game.

- As a sophomore (2014), started all 13 games and finished fifth on the team with 49 tackles. Led the team with two fumble recoveries and added six tackles for loss and three pass breakups. Named honorable mention All-Big Ten by the conference media.
- As a redshirt freshman (2013), appeared in all 12 games with two starts. Recorded 27 tackles, three tackles for loss, one sack and a fumble recovery.
- As a freshman (2012), redshirted.
- Graduated in December 2015 with a degree in journalism.

#### PERSONAL:

- Married to Danika, and the couple have a daughter, Kailaya.
- Splits time between Nashville and Galloway, N.J.
- Attended St. Augustine Preparatory School (Richland, N.J.), where he was a two-time team captain. Named all-state, All-Cape-Atlantic League and All-South Jersey during his senior season. Ranked among the nation's top 25 prep defensive tackles by Scout.com.
- Earned second-team All-Cape-Atlantic League and second-team All-South Jersey honors as a junior.
- Also was an all-state performer in basketball in high school and was named Cape-Atlantic Basketball Player of the Year as a senior. Guided the Hermits to the NJSIAA Non-Public Group A State Championship during his junior season.
- Follow Johnson on Twitter @ajohn15
- Follow Johnson on Instagram @ajohn\_94
- List of favorites: (TV show) "Game of Thrones"; (movie) "Avengers: Age of Ultron"; (musician or band) Future, Drake; (athlete as a child) Michael Jordan; (guilty pleasure) Reese's Peanut Butter Cups.
- Born Austin Hunter Johnson on May 8, 1994 in Galloway, N.J.

## AUSTIN JOHNSON'S GAME-BY-GAME

### 2016 Tennessee Titans

Date	Opp	W/L	P/S	Tot Solo Asst	Sk - Yds	QBP	TFL	Int - Yds	-TD	PD	FF	FR - Yds	SpT
Sept 11	Min	L	p	1 1 0	0.0 0.0	0	0	0	0	0	0	0	0
Sept 18	@ Det	W	IA										
Sept 25	Oak	L	IA										
Oct 2	@ Hou	L	IA										
Oct 9	@ Mia	W	p	1 1 0	0.0 0.0	0	1	0	0	1	0	0	0
Oct 16	Cle	W	p	2 1 1	0.0 0.0	0	0	0	0	0	0	0	0
Oct 23	Ind	L	IA										
Oct 27	Jax	W	IA										
Nov 6	@ SD	L	IA										
Nov 13	GB	W	p	0 0 0	0.0 0.0	1	0	0	0	0	0	0	0
Nov 20	@ Ind	L	p	2 1 1	0.5 3.0	0	0	0	0	0	0	0	0
Nov 27	@ Chi	W	p	1 1 0	0.0 0.0	0	0	0	0	0	0	0	0
Dec 11	Den	W	p	0 0 0	0.0 0.0	0	0	0	0	0	0	0	0
Dec 18	@ KC	W	p	4 4 0	0.0 0.0	0	0	0	0	0	0	0	0
Dec 24	@ Jax	L	p	2 2 0	0.0 0.0	0	0	0	0	0	0	0	0
Jan 1	Hou	W	p	2 2 0	0.0 0.0	0	0	0	0	0	0	0	0
<b>Totals</b>				<b>9-7 10/0</b>	<b>15 13 2 0.5 3.0</b>	<b>1</b>	<b>1</b>	<b>0</b>	<b>0</b>	<b>1</b>	<b>0</b>	<b>0</b>	<b>0</b>

### 2017 Tennessee Titans

Date	Opp	W/L	P/S	Tot Solo Asst	Sk - Yds	QBP	TFL	Int - Yds	-TD	PD	FF	FR - Yds	SpT
Sept 10	Oak	L	p	2 1 1	0.0 0.0	0	0	0	0	0	0	0	0
Sept 17	@ Jax	W	p	2 0 2	0.0 0.0	0	0	0	0	0	0	0	0
Sept 24	Sea	W	p	1 1 0	0.0 0.0	0	0	0	0	0	0	0	0
Oct 1	@ Hou	L	p	4 2 2	0.0 0.0	0	0	0	0	0	0	0	0
Oct 8	@ Mia	L	p	0 0 0	0.0 0.0	0	0	0	0	0	0	0	0
Oct 16	Ind	W	p	2 1 1	0.0 0.0	0	0	0	0	0	0	0	0
Oct 22	@ Cle	W	p	0 0 0	0.0 0.0	0	0	0	0	0	0	0	0
Nov 5	Bal	W	p	2 2 0	0.0 0.0	0	0	0	0	0	0	0	0
Nov 12	Cin	W	p	1 1 0	0.0 0.0	0	0	0	0	0	0	0	0
Nov 16	@ Pit	L	p	1 0 1	0.0 0.0	0	0	0	0	0	0	0	0

Nov 26	@ Ind	W	p	2 2 0	0.0 0.0	0	1	0	0	0	0	0	0
Dec 3	Hou	W	p	5 5 0	1.0 0.0	0	0	0	0	0	0	0	0
Dec 10	@ Ari	L	S	3 1 2	0.0 0.0	0	0	0	0	0	0	0	0
Dec 17	@ SF	L	S	3 1 2	0.0 0.0	0	0	0	0	1	0	0	0
Dec 24	LAR	L	p	2 2 0	0.0 0.0	0	1	0	0	0	0	0	0
Dec 31	Jax	W	S	2 1 1	0.0 0.0	0	0	0	0	1	0	0	0
<b>Totals</b>				<b>9-7 16/3</b>	<b>32 20 12 1.0 0.0</b>	<b>0</b>	<b>2</b>	<b>0</b>	<b>0</b>	<b>2</b>	<b>0</b>	<b>0</b>	<b>0</b>
<b>Playoffs</b>													
Jan 6	@ KC	W	S	3 2 1	0.0 0.0	0	0	0	0	0	0	0	0
Jan 13	@ NE	L	p	3 2 1	0.0 0.0	1	0	0	0	0	0	0	0
<b>Totals</b>				<b>1-1 2/1</b>	<b>6 4 2 0.0 0.0</b>	<b>1</b>	<b>0</b>	<b>0</b>	<b>0</b>	<b>0</b>	<b>0</b>	<b>0</b>	<b>0</b>

### 2018 Tennessee Titans

Date	Opp	W/L	P/S	Tot Solo Asst	Sk - Yds	QBP	TFL	Int - Yds	-TD	PD	FF	FR - Yds	SpT
Sept 9	@ Mia	L	S	1 0 1	0.0 0.0	0	0	0	0	0	0	0	0
Sept 16	Hou	W	p	1 0 1	0.0 0.0	0	0	0	0	0	0	0	0
Sept 23	@ Jax	W	S	2 1 1	0.0 0.0	0	0	0	0	0	0	0	0
Sept 30	Phi	W	p	0 0 0	0.0 0.0	2	0	0	0	0	0	0	0
Oct 7	@ Buf	L	S	5 5 0	0.0 0.0	0	1	0	0	0	0	0	0
Oct 14	Bal	L	S	2 1 1	0.0 0.0	0	0	0	0	1	0	0	0
Oct 21	@ LAC	L	S	1 1 0	0.0 0.0	1	0	0	0	0	0	0	0
Nov 5	@ Dal	W	S	2 1 1	1.0 6.0	0	0	0	0	0	0	0	0
Nov 11	NE	W	p	3 1 2	0.0 0.0	0	0	0	0	0	0	0	0
Nov 18	@ Ind	L	p	1 1 0	0.0 0.0	0	0	0	0	1	0	0	0
Nov 26	@ Hou	L	S	1 1 0	0.0 0.0	0	0	0	0	0	0	0	0
Dec 2	NYJ	W	p	1 0 1	0.0 0.0	0	0	0	0	0	0	0	0
Dec 6	Jax	W	p	2 2 0	0.0 0.0	1	0	0	0	0	0	0	0
Dec 16	@ NYG	W	S	0 0 0	0.0 0.0	1	0	0	0	0	0	0	0
Dec 22	Was	W	p	2 2 0	0.0 0.0	0	0	0	0	0	0	0	0
Dec 30	Ind	L	S	1 0 1	0.0 0.0	0	0	0	0	0	0	0	0
<b>Totals</b>				<b>9-7 16/9</b>	<b>25 16 9 1.0 6.0</b>	<b>5</b>	<b>1</b>	<b>0</b>	<b>0</b>	<b>2</b>	<b>0</b>	<b>0</b>	<b>0</b>

## AUSTIN JOHNSON'S NFL STATISTICS

### REGULAR SEASON

				TACKLES							INTERCEPTIONS					FUMBLES			
Year	Team	GP	GS	Tot	Solo	Asst	Sk	Yds	QBP	TFL	No	Yds	Lg	TD	PD	FF	FR	Yds	SpT
2016	Tennessee	10	0	15	13	2	0.5	3.0	1	1	0	0	0	0	1	0	0	0	0
2017	Tennessee	16	3	32	20	12	1.0	0.0	0	2	0	0	0	0	2	0	0	0	0
2018	Tennessee	16	9	25	16	9	1.0	6.0	5	1	0	0	0	0	2	0	0	0	0
NFL Totals		42	12	72	49	23	2.5	9.0	6	4	0	0	0	0	5	0	0	0	0

### PLAYOFFS

				TACKLES							INTERCEPTIONS					FUMBLES			
Year	Team	GP	GS	Tot	Solo	Asst	Sk	Yds	QBP	TFL	No	Yds	Lg	TD	PD	FF	FR	Yds	SpT
2017	Tennessee	2	1	6	4	2	0.0	0.0	1	0	0	0	0	0	0	0	0	0	0
NFL Totals		2	1	6	4	2	0.0	0.0	1	0	0	0	0	0	0	0	0	0	0

### Single-Game Highs

Tackles - **5** (Twice, last at Buffalo 10/7/18)

Sacks - **1** (Twice, last at Dallas (11/5/18)

Quarterback Pressures - **2** vs. Philadelphia (9/30/18)

Passes Defensed - **1** (Five times, last at Indianapolis (11/18/18)

### Playoff Single-Game Highs

Tackles - 3 (Twice, last at New England 1/13/18)

Quarterback Pressures - 1 at New England (1/13/18)



# 60 BEN JONES

CENTER • 6'3" • 308 LBS • COLLEGE: GEORGIA

ACQUIRED: UNRESTRICTED FREE AGENT (HOU) - 2016

NFL EXPERIENCE (NFL/TITANS): 7/3 • HOMETOWN: BRENT, ALA.

GAMES PLAYED/GAMES STARTED: 112/91 (PLAYOFFS: 5/5)



**PRO:** The Titans signed Ben Jones early in the 2016 free agency period to bring veteran leadership and experience to the center position and he provided just that in his three campaigns with the club. The 6-foot-3-inch, 308-pounder was originally selected by the Houston Texans in the fourth round (99th overall) of the 2012 NFL Draft. The University of Georgia product is a versatile player, having started contests at center and both guard spots in his first four seasons with the Texans.

## CAREER HIGHLIGHTS:

- Jones has started games at center, left guard and right guard during his NFL career and has opened holes for three 1,000-yard rushers.
- In 2016, Jones centered all 16 games in his first campaign with the Titans and was a part of an offensive front that blocked for the NFL's third-ranked rushing attack which averaged 136.7 rush yards per game.
- In 2015, Jones transitioned to his natural position of center and started all 16 games and the playoff contest for the Texans.
- In 2014, Jones started all 16 contests at left guard.
- As a rookie in 2012, Jones started the final 10 games of the season at right guard and was named the Texans Rookie of the Year.

## TITANS TIDBITS:

- Jones switched from jersey #61 to #60 prior to his senior season at Georgia, to honor his father, Steve, a former collegiate star, who was killed in a helicopter crash when he was 10 years old.
- Jones' pregame ritual consists of walking barefoot on the field "to get a feel for the turf." The routine began before one game with his brother in high school and after enjoying success that night, it has continued ever since.
- When he was 10 years old, Jones suffered a blow to the head with a baseball bat. The impact caused a blood clot to develop on his brain and fractured his skull. The injury kept him out of all athletic activity for a year, proving to be a challenging time for an active and athletic boy. Although it was a tough period in his life, Ben says this time turned him into the man he is today. As soon as he was cleared for activities, Jones threw himself into being the best athlete he could be.
- In 2017, Jones established The Jones Mission Fund at The Community Foundation to provide at-risk youth with opportunities they might otherwise not have through grants, additional resources and educational opportunities.
- During the past two offseasons, Jones and his wife, Alex, have hosted the Ben Jones Celebrity Clay Shoot. The two events raised more than \$182,000.
- Jones' brother, Clay, played baseball for the University of Alabama and then was drafted by the Detroit Tigers.

## CAREER TRANSACTIONS:

- A native of Brent, Ala., Jones was originally selected by the Houston Texans in the fourth round (99th overall) of the 2012 NFL Draft.
- Signed by the Titans as an unrestricted free agent on March 10, 2016.

## SEASON RECAPS:

**2018 (16/16 - Tennessee):** Started all 16 games at center for the third consecutive season with the Titans. Among NFL offensive linemen presently listed as centers, ranks first in the NFL with 80 consecutive games started. Has played in 112 consecutive games, tied for the longest active consecutive games streak among NFL offensive linemen. Played in his 100th consecutive career NFL contest against Philadelphia (9/30/18).  
• At Miami (9/9), started at center and was a member of an offensive front

that did not allow a sack on 38 pass attempts.

- Against Houston (9/16), started at center.
- At Jacksonville (9/23), started at center and was a part of an offensive front that opened holes for Titans' rushers to gain 150 yards on the ground.
- Against Philadelphia (9/30), started at center in his 100th consecutive contest and was a part of an offensive line that helped amass 397 total yards.
- At Buffalo (10/7), started at center.
- Against Baltimore (10/14), started at center.
- At Los Angeles Chargers in London (10/21), started at center and helped block for Titans' ball carriers to gain 164 yards on the ground.
- At Dallas (11/5), started at center and helped the Titans' offense accumulate 340 total yards.
- Against New England (11/11), started at center and was a part of an offensive front that opened holes for Titans' rushers to gain 150 yards on the ground.
- At Indianapolis (11/18), started at center.
- At Houston (11/26), started at center.
- Against N.Y. Jets (12/2), started at center and switched to left guard at the start of the third quarter.
- Against Jacksonville (12/6), started at center and helped open holes for Titans' ball carriers to gain 264 yards on the ground, including a franchise-best 238 rushing yards by Derrick Henry. Part of an offensive front that allowed just one sack for zero yards on 24 pass attempts.
- At N.Y. Giants (12/16), started at center and helped block for Titans' rushers to amass 215 yards, including a 170-yard performance by Derrick Henry.
- Against Washington (12/22), started at center.
- Against Indianapolis (12/30), started at center and was a member of an offensive front that did not allow a sack on 29 pass attempts.

**2017 (16/16, 2/2 - Tennessee):** Started all 16 games and both postseason contests at center in his second campaign with the Titans. Among NFL offensive linemen presently listed as centers, ranks second in the NFL with 64 consecutive games started.

- Against Oakland (9/10), started at center and was a part of an offensive line that helped produce 350 total yards and allow just one sack on 41 pass attempts.
- At Jacksonville (9/17), started at center, his 50th consecutive start, and opened holes for a rushing attack that amassed 179 yards on 36 carries (5.0 avg.). Member of a unit that allowed just one sack on 27 pass attempts.
- Against Seattle (9/24), started at center and helped block for Titans' ball carriers to collect 195 rushing yards on 35 carries (5.6 avg.). Member of an offensive front that did not allow a sack on 32 pass attempts.
- Against Indianapolis (10/16), started at center and was a member of an offensive front that helped produce 473 total yards and allow just one sack for one yard on 32 pass attempts.
- Against Cincinnati (11/12), started at center and helped open holes for Titans' rushers to gain 180 yards on the ground.
- At Indianapolis (11/26), started at center and was a part of an offensive front that did not allow a sack on 25 pass attempts.
- Against Houston (12/3), started at center and helped open holes for Titans' ball carriers to gain 198 yards on 25 carries with two scores on the ground.
- At Kansas City (1/6), started at center and helped open holes for Titans' ball carriers to gain 202 rushing yards on 31 carries (6.5 avg.) in the Wild Card matchup.

**2016 (16/16 - Tennessee):** Started all 16 games at center in his first

season with the Titans and was a part of an offensive front that blocked for the NFL's third-ranked rushing attack which averaged 136.7 rush yards per game.

- Against Minnesota (9/11), made his Titans debut as the starting center.
- At Detroit (9/18), started at center and blocked for an offense that amassed 363 total yards in a 16-15 comeback win.
- Against Oakland (9/25), started at center and was a part of an offensive line that helped produce 393 total yards and allow just one sack on 33 pass attempts.
- At Miami (10/9), started at center and was a member of an offensive front that opened holes for Titans' rushers to gain 235 yards on the ground and did not allow a sack on 29 pass attempts.
- Against Cleveland (10/16), started at center and blocked for an offense that compiled a season-high 407 total yards, including 137 rushing yards.
- Against Jacksonville (10/27), started at center and opened holes for Titans' ball carriers to accumulate 214 yards on the ground. Was a part of an offensive front that did not allow a sack in 23 pass attempts.
- At San Diego (11/6), started at center and was a part of an offensive line that did not allow a sack on 43 pass attempts.
- Against Green Bay (11/13), started at center and blocked for an offense that amassed 446 total yards and six touchdowns in a 47-25 victory against the Packers.
- At Chicago (11/27), started at center and was a member of an offensive front that did not allow a sack on 23 pass attempts. Blocked for Titans' ball carriers to gain 149 yards on the ground.
- Against Denver (12/11), started at center and was a part of an offensive line that opened holes for Titans' rushers to amass 180 rushing yards on 42 carries in a 13-10 victory over the Broncos.
- At Kansas City (12/18), started at center and helped pave the way for Titans' ball carriers to gain 148 yards on the ground. Member of an offensive front that allowed just one sack for zero yards on 33 pass attempts.

**2015 (16/16, 1/1 - Houston):** Started all 16 games at center and in Wild Card Game against Kansas City (1/9). Extended his streak of consecutive regular season games played to 64, which is the second-longest active streak among NFL centers.

**2014 (16/16 - Houston):** Started all 16 games at left guard in his third season with the Texans.

**2013 (16/1 - Houston):** Played in all 16 games with one start for the Texans.

- At San Francisco (10/6), started at right guard and blocked for a ground game that produced 131 yards.

**2012 (16/10, 2/2 - Houston):** Appeared in all 16 games with 10 starts as a rookie. Was originally drafted as a center, but worked his way into a starting role at right guard. Was a part of seven 100-yard rushing performances by Arian Foster for the NFL's seventh-ranked offense.

- Against Miami (9/9), made his Texans and NFL debut on special teams in the season opener.
- At Jacksonville (9/17), saw action at right guard and was part of an offensive line that cleared the way for Texans running backs to rush for 216 yards and three touchdowns while not allowing Matt Schaub to be sacked.
- At Denver (9/23), helped provide protection for Matt Schaub, enabling him to tie a career-high with four touchdown passes.
- At N.Y. Jets (10/8), helped Arian Foster rush for a season-high 157 yards and a touchdown.

#### COLLEGE:

- Finished his collegiate career ranked third in Georgia history with 49 starts.
- Was a two-time All-SEC selection by the league's coaches and four-time SEC Offensive Lineman of the Week during his career. Was named to Georgia's Team of the Decade.
- As a senior (2011), earned All-SEC first-team honors and was rated the nation's second-best center in the draft by The NFL Draft Report. Named second-team All-SEC honoree by the Associated Press, Phil Steele and the league's coaches for his senior season.
- In his final collegiate season, served as a team captain and started all 14 games at center.
- As a junior (2010), appeared in 13 games making 12 starts. Earned All-SEC second-team honors from The NFL Draft Report.

- As a sophomore (2009), started all 13 games and was named All-SEC second-team by the league's coaches.
- As a freshman (2008), appeared in 13 games making 10 starts at center and was selected a Freshman All-American and Freshman All-SEC. Named Freshman All-American first-team by College Football News, adding second-team honors from The Sporting News and Phil Steele.
- Member of the fall 2009 Georgia Athletic Director's Honor Roll.
- Majored in Health & Physical Education at Georgia.

#### PERSONAL:

- Married to Alex, and the couple lives in Nashville.
- Attended Bibb County High School in Centreville, Ala., where he earned Super Prep All-Dixie Team, Prep Star All-Southeast Region and Alabama Sports Writers Association Class 5A first-team All-State honors as a senior.
- Was a standout first baseman and pitcher on Bibb County's baseball team, where in 2007 he was selected to the Tuscaloosa News West Alabama Baseball All-Star squad. Had a .345 career batting average and collected a school-record 48 RBI in 2007.
- Follow Jones on Instagram at @jones60ben.
- Born Ben Jones on July 2, 1989 in Birmingham, Ala.

## BEN JONES' NFL STATISTICS

### REGULAR SEASON

Year	Team	GP	GS
2012	Houston	16	10
2013	Houston	16	1
2014	Houston	16	16
2015	Houston	16	16
2016	Tennessee	16	16
2017	Tennessee	16	16
2018	Tennessee	16	16
<b>NFL Totals</b>		<b>112</b>	<b>91</b>

### PLAYOFFS

Year	Team	GP	GS
2012	Houston	2	2
2015	Houston	1	1
2017	Tennessee	2	2
<b>NFL Totals</b>		<b>5</b>	<b>5</b>

#### Starts Breakdown:

2012 - RG 10 (Playoffs - RG 2); 2013 - RG 1; 2014 - LG 16; 2015 - C 16 (Playoffs - C 1); 2016 - C 16; 2017 - C 16 (Playoffs - C 2); 2018 - C 16

#### Additional Career Statistics

Tackles - 2 (2014), 1 (2015)  
Fumble Recoveries - 1 (2013)

#### Additional Career Playoff Statistics

Tackles - 2 (2015)





# 90 DaQUAN JONES

DEFENSIVE LINEMAN • 6'4" • 322 LBS • COLLEGE: PENN STATE  
ACQUIRED: 4TH ROUND - 2014 • NFL EXPERIENCE (NFL/TITANS): 5/5  
HOMETOWN: JOHNSON CITY, N.Y.  
GAMES PLAYED/GAMES STARTED: 67/61 (PLAYOFFS: 0/0)



**PRO:** Seeking a big, physical and versatile defensive lineman, the Titans selected Penn State's DaQuan Jones in the fourth round of the 2014 NFL Draft. Jones offers an impressive combination of size, athleticism, intelligence and power. The 6-foot-4-inch, 322-pounder played as a reserve as a rookie but earned a full-time role as a 3-4 defensive end by his second season. He started 45 consecutive games until an injury ended his fourth season prematurely. Entering 2018, he was signed to a new multi-year contract.

## CAREER HIGHLIGHTS:

- In 2016, Jones joined Brian Orakpo as the only two Titans to start every game from 2015–2016.
- Against Houston in the 2016 season finale (1/1/17), recovered a Tom Savage fumble in the end zone for his first career touchdown.
- In 2015, Jones was one of four members of the team to start all 16 games, holding down a spot at defensive end for the duration of the campaign. He totaled 67 tackles, 15 quarterback pressures, two tackles for loss and a fumble recovery.
- As a rookie in 2014, Jones played in seven games with one start. He posted his first career sack against Indianapolis on Dec. 28.
- As a senior at Penn State, Jones earned first-team All-Big Ten Conference honors and was named Penn State's Outstanding Senior Player and the recipient of the team's Reid-Robinson Award. He was one of the team's leaders who opted to stay with the program during a time of turmoil.

## TITANS TIDBITS:

- Jones has a reputation as an upbeat, positive influence. "I've always had that positive mindset, even when things weren't as good," he says. "The guys laugh at me sometimes because I'm always smiling ... It's not that I'm happy all the time, but I just feel like in today's world, if you let anything get you down, it will. The smallest thing will turn into the biggest problem if you let it, so I just try my best to keep a positive mindset."
- Jones majored in criminal justice at Penn State and spent a portion of his 2013 summer as an intern observing the Spring Township Police Department near State College.
- Jones entered the Penn State program after being rated the second-best offensive lineman in the nation during his playing days at Johnson City High School. He switched to the other side of the ball and made an immediate impact as a true freshman.
- Jones lists his father, Steve, as the most inspirational person in his life. Steve raised DaQuan as a single father and one of his father's greatest traits is that he works extremely hard in everything he does. Steve works as an executive chef at Cornell University.
- Jones is in the process of launching his own non-profit organization called "Create Your Legacy."
- Jones has four dogs, one of which he named Titan.

## CAREER TRANSACTIONS:

- The Johnson City, N.Y., native was selected by the Titans in the fourth round (112th overall) of the 2014 NFL Draft.

## SEASON RECAPS:

- 2018 (16/16):** Started all 16 games at defensive end and collected 39 tackles, 14 quarterback pressures, a career-best four tackles for loss and a pass defended. Tied for the team lead in quarterback pressures once in 2018 (vs. IND).
- At Miami (9/9), started at defensive end and collected two tackles and a quarterback pressure.

- Against Houston (9/16), started at defensive end and tallied two tackles and two quarterback pressures.
- At Jacksonville (9/23), started at defensive end and posted a tackle.
- Against Philadelphia (9/30), started at defensive end and notched two tackles and three quarterback pressures. Teamed with Derrick Morgan to stop Jay Ajayi for no gain on a rush off right tackle in the fourth quarter.
- At Buffalo (10/7), started at defensive end and tied a career-high with seven tackles, including two stops for loss and two quarterback pressures. Stonewalled LeSean McCoy for a two-yard loss on a rush off left end in the first quarter. Burst through the line and leveled LeSean McCoy for a five-yard loss on a rush off right guard in the second stanza. Combined with Jurrell Casey to stop Chris Ivory for a two-yard loss on a rush up the middle in the third quarter.
- Against Baltimore (10/14), started at defensive end and amassed three tackles, a quarterback pressure and a pass defended. Stonewalled Alex Collins for a two-yard loss on a rush up the middle in the second stanza. Knocked down a third-and-nine pass intended for Mark Andrews early in the fourth quarter.
- At Los Angeles Chargers in London (10/21), started at defensive end and tallied three tackles, including a stop for loss and a quarterback pressure. Shot through the line and dropped Austin Ekeler for a three-yard loss on a rush off left tackle early in the final stanza.
- At Dallas (11/5), started at defensive end and posted a tackle and a quarterback pressure.
- Against New England (11/11), started at defensive end and notched two tackles.
- At Indianapolis (11/18), started at defensive end.
- At Houston (11/26), started at defensive end and recorded three tackles and a quarterback pressure.
- Against N.Y. Jets (12/2), started at defensive end and tallied three tackles.
- Against Jacksonville (12/6), started at defensive end and amassed three tackles and two quarterback pressures.
- At N.Y. Giants (12/16), started at defensive end and posted two tackles and a quarterback pressure in the Titans' first shutout win since 2000.
- Against Washington (12/22), started at defensive end and totaled three tackles.
- Against Indianapolis (12/30), started at defensive end and registered two tackles and a quarterback pressure. Stuffed Marlon Mack for no gain on a rush off left tackle in the opening stanza.

**2017 (12/12, 0/0):** Started 12 games at defensive end and posted 36 tackles, a career-high 3.5 sacks, nine quarterback pressures and a stop for loss. Placed on injured reserve on Dec. 4, 2017. Registered a career-high two sacks at Indianapolis (11/26/17). Led the team in sacks twice in 2017 (at IND, vs. HOU).

- Against Oakland (9/10), posted four tackles. Stuffed DeAndre Washington for no gain on a rush off left guard in the second quarter.
- At Miami (10/8), totaled six tackles. Stuffed Kenyan Drake for no gain on a rush off left end in the second quarter. Teamed with Erik Walden to stuff Jay Ajayi for a one-yard loss on a rush off left guard in the fourth quarter.
- At Indianapolis (11/26), started at defensive end in his 50th career game and registered five tackles, including a career-best two sacks, a stop for loss and three quarterback pressures. Dropped Jacoby Brissett for an eight-yard sack on third-and-10 during the Colts' opening drive of the game. Stuffed Frank Gore for a three-yard loss on a rush up the middle in the first quarter. Sacked Brissett for a one-yard loss in the second stanza.
- Against Houston (12/3), produced three tackles, including a team-best 1.5 sacks and a quarterback pressure. Left the game early in the third quarter with an injury. Combined with Avery Williamson to stuff Lamar Miller for no

gain on a rush off left guard in the first quarter. Dropped Tom Savage for a seven-yard sack late in the second quarter. Halted a Texans' drive by teaming with Brian Orakpo to sack Tom Savage for a eight-yard loss on third-and-10 late in the second quarter.

**2016 (16/16):** Started all 16 games at defensive end for the second consecutive season and collected 29 tackles, 1.5 sacks, eight quarterback pressures, a stop for loss and a fumble recovery for a touchdown. Tied for the team lead in sacks once (at KC). Notched his first career NFL touchdown with a fumble recovery in the end zone against Houston (1/1/17).

- At Miami (10/9), registered a tackle for loss. Stonewalled Kenyan Drake for a two-yard loss on a rush off right tackle late in the second quarter.
- Against Indianapolis (10/23), collected three tackles. Teamed with David Bass to stuff Frank Gore for no gain on a rush off right guard in the fourth quarter.
- At San Diego (11/6), tied a career-high with seven tackles and a quarterback pressure. Stopped Melvin Gordon for no gain on a goal line rush off left guard in the third quarter.
- Against Green Bay (11/13), notched three tackles, including a sack and two quarterback pressures. Ended a Packers' drive by sacking Aaron Rodgers for a 10-yard loss on third-and-13 in the opening stanza.
- Against Denver (12/11), collected a tackle. Combined with Brice McCain to stuff Justin Forsett for a two-yard loss on a rush off right tackle in the fourth quarter.
- At Kansas City (12/18), tallied a half sack and a quarterback pressure. Teamed with Brian Orakpo to drop Alex Smith for a four-yard sack in the third quarter.
- At Jacksonville (12/24), posted four tackles. Stuffed Corey Grant for no gain on a rush off right guard in the opening stanza.
- Against Houston (1/1), registered a tackle and a fumble recovery that resulted in his first career touchdown. Recovered a Tom Savage fumble in the end zone after a Sean Spence strip-sack to give the Titans an early 7-0 lead with 9:57 left to play in the opening stanza.

**2015 (16/16):** Started all 16 games at defensive end and registered 67 tackles, 15 quarterback pressures, two stops for loss and a fumble recovery. Tied for the team lead in quarterback pressures twice in 2015 (vs. BUF, at NYJ).

- At Tampa Bay (9/13), led all Titans defensive linemen with a career-high seven tackles, including a stop for loss. Teamed with Karl Klug to stuff Doug Martin for no gain on a rush off right guard at the end of the first quarter. Stuffed Jorvorskie Lane for no gain on a rush off right guard in the third quarter. Combined with Wesley Woodyard to stuff Bobby Rainey for a two-yard loss on a rush up the middle in the fourth quarter.
- Against Buffalo (10/11), posted three tackles and two quarterback pressures. Combined with Zach Brown to stonewall Cierre Wood for no gain on a rush off left end in the second stanza.
- At Houston (11/1), registered six tackles and a quarterback pressure. Combined with Derrick Morgan to stop Alfred Blue for no gain on a rush off right tackle in the second quarter.
- At New Orleans (11/8), totaled five tackles and two quarterback pressures. Combined with Angelo Blackson to stuff Mark Ingram for no gain on a goalline rush early in the second quarter. Halted a Saints' drive by combining with Michael Griffin to stuff Mark Ingram for no gain on a third-and-one rush early in the third quarter. Stonewalled Mark Ingram for no gain on a rush off right guard late in the third quarter.
- Against Carolina (11/15), tallied four tackles, including a stop for loss. Crashed through the line and dropped Jonathan Stewart for a five-yard loss on rush off left guard in the second quarter.
- Against Oakland (11/29), recorded two tackles, a fumble recovery and a quarterback pressure. Recovered a Derek Carr botched snap in the fourth quarter.
- At New England (12/20), tallied five tackles and a quarterback pressure. Combined with Avery Williamson to stuff Brandon Bolden for no gain on a rush off right tackle in the final stanza. Stonewalled Joey Iosefa for a one-yard loss on a rush up the middle late in the fourth quarter.

**2014 (7/1):** Appeared in seven games with one start at defensive end during his rookie campaign and registered 13 tackles, a sack, three quarterback pressures, two stops for loss and a forced fumble. Was inactive for eight games and did not play in one contest. Made his NFL debut at Indianapolis (9/28/14). Made his first career NFL start and notched his first career sack against Indianapolis (12/28/14). Led the team in sacks once (vs. IND).

- At Indianapolis (9/28), made his NFL debut as a reserve defensive tackle

and amassed his first career tackle.

- At Philadelphia (11/23), saw action as a reserve defensive tackle and amassed two tackles, including a stop for loss. Stuffed Chris Polk for a two-yard loss on a rush up the middle in the final stanza.
- At Jacksonville (12/18), saw action as a reserve at defensive end and registered two tackles, including a stop for loss. Combined with Avery Williamson to stuff Toby Gerhart for no gain on a rush up the middle in the fourth quarter.
- Against Indianapolis (12/28), registered his first career NFL start and tallied a career-high six tackles, his first career sack, a forced fumble and two quarterback pressures. Dropped Andrew Luck for a seven-yard sack while forcing a fumble that was recovered by the Colts in the first quarter.

#### COLLEGE:

- Started 23 of 46 games at Penn State, with all of his starting assignments coming during the last two seasons. Jones finished his career with 92 tackles, adding 4.5 sacks for minus 28 yards, 15.5 stops for losses totaling 55 yards, two fumble recoveries and a pass deflection.
- As a senior (2013), was first-team All-Big Ten Conference by the league's coaches and second-team All-Conference by the media and BTN.com. Was named Penn State's Outstanding Senior Player and the recipient of the team's Reid-Robinson Award. Also named to the Outland Trophy Watch List. Named Most Valuable Player by his teammates after the season. Started all 12 games at defensive tackle, finishing fifth on the team with a career-high 56 tackles (33 solos). His tackle total was the most for any interior defensive lineman in the Big Ten during the 2013 campaign. Added three sacks for minus 21 yards and led the Nittany Lions with 11.5 stops for losses of 42 yards and also recovered one fumble.
- As a junior (2012), secured a starting role during training camp and started the first 11 games at defensive tackle. Recorded 22 tackles, with an assisted sack, two stops for losses of six yards, a fumble recovery and a pass deflection. Played an instrumental role for a defense that ranked second in the Big Ten Conference and 16th nationally in scoring defense at 19.1 points per game, as the Nittany Lions held six teams to 17 or fewer points.
- As a sophomore (2011), was a top reserve at defensive tackle and played in all 13 games, recording eight tackles.
- As a freshman (2010), held out of the initial four games for a possible redshirt season, but his play in practice and potential got him on the field. Made his debut in the Big Ten-opener at Iowa and played in the final nine games. Was one of seven true freshmen to play, registering six tackles, including a sack and two tackles for loss.
- Majored in criminal justice at Penn State.

#### PERSONAL:

- Single, splits time between Nashville and Johnson City, N.Y.
- Attended Johnson City (N.Y.) Senior High School and was rated as the second-best offensive lineman in the state by Rivals.com.
- Was a standout on both sides of the ball and earned four-star prospect status from Scout.com. Recorded 60 tackles as a senior.
- Totaled 70 tackles during his junior season, and also posted three sacks and recovered four fumbles.
- Served as football and basketball team captain and was also a member of the track and field team throwing the shot put.
- List of favorites: (movie) "Captain America: The Winter Soldier"; (TV show) "Supernatural"; (actor) Martin Lawrence; (music artist) Jay-Z; (school subject) criminal justice; (car) Mercedes S Class; (video game) NBA 2K; (food) dad's chicken parmesan; (book) "The Five People You Meet in Heaven" by Mitch Albom; and (pro sports team as a child) Philadelphia Eagles.
- Follow Jones on Twitter at @RiDQulous\_98 and on Instagram at @dqj\_90.
- Born DaQuan Steven Jones on Dec. 27, 1991 in Johnson City, N.Y.

## DaQUAN JONES' GAME-BY-GAME

### 2014 Tennessee Titans

Date	Opp	W/L	P/S	Tot Solo	Asst	Sk	- Yds	QBP	TFL	Int - Yds	-TD	PD	FF	FR - Yds	SpT
Sept 7	@ KC	W	IA												
Sept 14	Dal	L	IA												
Sept 21	@ Cin	L	IA												
Sept 28	@ Ind	L	p	1	0	1	0.0	0.0	0	0	0	0	0	0	0
Oct 5	Cle	L	IA												
Oct 12	Jax	W	DNP												
Oct 19	@ Was	L	p	1	0	1	0.0	0.0	0	0	0	0	0	0	0
Oct 26	Hou	L	IA												
Nov 9	@ Bal	L	p	0	0	0	0.0	0.0	0	0	0	0	0	0	0
Nov 17	Pit	L	IA												
Nov 23	@ Phi	L	p	2	1	1	0.0	0.0	0	1	0	0	0	0	0
Nov 30	@ Hou	L	IA												
Dec 7	NYG	L	IA												
Dec 14	NYJ	L	p	1	1	0	0.0	0.0	1	0	0	0	0	0	0
Dec 18	@ Jax	L	p	2	1	1	0.0	0.0	0	1	0	0	0	0	0
Dec 28	Ind	L	S	6	4	2	1.0	1.0	2	0	0	0	0	1	0
Totals	2-14	7/1		13	7	6	1.0	1.0	3	2	0	0	0	1	0

### 2015 Tennessee Titans

Date	Opp	W/L	P/S	Tot Solo	Asst	Sk	- Yds	QBP	TFL	Int - Yds	-TD	PD	FF	FR - Yds	SpT
Sept 13	@ TB	W	S	7	7	0	0.0	0.0	0	1	0	0	0	0	0
Sept 20	@ Cle	L	S	2	2	0	0.0	0.0	1	0	0	0	0	0	0
Sept 27	Ind	L	S	4	2	2	0.0	0.0	0	0	0	0	0	0	0
Oct 11	Buf	L	S	3	1	2	0.0	0.0	2	0	0	0	0	0	0
Oct 18	Mia	L	S	6	2	4	0.0	0.0	0	0	0	0	0	0	0
Oct 25	Atl	L	S	4	2	2	0.0	0.0	0	0	0	0	0	0	0
Nov 1	@ Hou	L	S	6	5	1	0.0	0.0	1	0	0	0	0	0	0
Nov 8	@ NO	W	S	5	4	1	0.0	0.0	2	0	0	0	0	0	0
Nov 15	Car	L	S	4	1	3	0.0	0.0	1	1	0	0	0	0	0
Nov 19	@ Jax	L	S	3	3	0	0.0	0.0	2	0	0	0	0	0	0
Nov 29	Oak	L	S	2	1	1	0.0	0.0	1	0	0	0	0	0	1
Dec 6	Jax	W	S	3	1	2	0.0	0.0	1	0	0	0	0	0	0
Dec 13	@ NYJ	L	S	3	3	0	0.0	0.0	2	0	0	0	0	0	0
Dec 20	@ NE	L	S	5	4	1	0.0	0.0	1	0	0	0	0	0	0
Dec 27	Hou	L	S	5	3	2	0.0	0.0	1	0	0	0	0	0	0
Jan 3	@ Ind	L	S	5	4	1	0.0	0.0	0	0	0	0	0	0	0
Totals	3-13	16/16		67	45	22	0.0	0.0	15	2	0	0	0	0	1

### 2016 Tennessee Titans

Date	Opp	W/L	P/S	Tot Solo	Asst	Sk	- Yds	QBP	TFL	Int - Yds	-TD	PD	FF	FR - Yds	SpT
Sept 11	Min	L	S	1	0	1	0.0	0.0	1	0	0	0	0	0	0
Sept 18	@ Det	W	S	1	0	1	0.0	0.0	0	0	0	0	0	0	0
Sept 25	Oak	L	S	1	0	1	0.0	0.0	0	0	0	0	0	0	0
Oct 2	@ Hou	L	S	3	3	0	0.0	0.0	0	0	0	0	0	0	0
Oct 9	@ Mia	W	S	1	1	0	0.0	0.0	0	1	0	0	0	0	0
Oct 16	Cle	W	S	1	1	0	0.0	0.0	1	0	0	0	0	0	0
Oct 23	Ind	L	S	3	2	1	0.0	0.0	0	0	0	0	0	0	0
Oct 27	Jax	W	S	1	0	1	0.0	0.0	2	0	0	0	0	0	0

Nov 6	@ SD	L	S	7	6	1	0.0	0.0	1	0	0	0	0	0	0
Nov 13	GB	W	S	3	1	2	1.0	10.0	2	0	0	0	0	0	0
Nov 20	@ Ind	L	S	0	0	0	0.0	0.0	0	0	0	0	0	0	0
Nov 27	@ Chi	W	S	0	0	0	0.0	0.0	0	0	0	0	0	0	0
Dec 11	Den	W	S	1	0	1	0.0	0.0	0	0	0	0	0	0	0
Dec 18	@ KC	W	S	1	0	1	0.5	2.0	1	0	0	0	0	0	0
Dec 24	@ Jax	L	S	4	3	1	0.0	0.0	0	0	0	0	0	0	0
Jan 1	Hou	W	S	1	1	0	0.0	0.0	0	0	0	0	0	0	1
Totals	9-7	16/16		29	18	11	1.5	12.0	8	1	0	0	0	0	1

### 2017 Tennessee Titans

Date	Opp	W/L	P/S	Tot Solo	Asst	Sk	- Yds	QBP	TFL	Int - Yds	-TD	PD	FF	FR - Yds	SpT
Sept 10	Oak	L	S	4	1	3	0.0	0.0	0	0	0	0	0	0	0
Sept 17	@ Jax	W	S	1	1	0	0.0	0.0	0	0	0	0	0	0	0
Sept 24	Sea	W	S	1	0	1	0.0	0.0	0	0	0	0	0	0	0
Oct 1	@ Hou	L	S	2	1	1	0.0	0.0	1	0	0	0	0	0	0
Oct 8	@ Mia	L	S	6	6	0	0.0	0.0	0	0	0	0	0	0	0
Oct 16	Ind	W	S	3	1	2	0.0	0.0	0	0	0	0	0	0	0
Oct 22	@ Cle	W	S	6	5	1	0.0	0.0	2	0	0	0	0	0	0
Nov 5	Bal	W	S	3	2	1	0.0	0.0	0	0	0	0	0	0	0
Nov 12	Cin	W	S	0	0	0	0.0	0.0	0	0	0	0	0	0	0
Nov 16	@ Pit	L	S	2	1	1	0.0	0.0	2	0	0	0	0	0	0
Nov 26	@ Ind	W	S	5	4	1	2.0	9.0	3	1	0	0	0	0	0
Dec 3	Hou	W	S	3	2	1	1.5	11.0	1	0	0	0	0	0	0
Dec 10	@ Ari														
Dec 17	@ SF														
Dec 24	LAR														
Dec 31	Jax														
Totals	8-4	12/12		36	24	12	3.5	20.0	9	1	0	0	0	0	0

Placed on injured reserve on Dec. 4, 2017

### 2018 Tennessee Titans

Date	Opp	W/L	P/S	Tot Solo	Asst	Sk	- Yds	QBP	TFL	Int - Yds	-TD	PD	FF	FR - Yds	SpT
Sept 9	@ Mia	L	S	2	1	1	0.0	0.0	1	0	0	0	0	0	0
Sept 16	Hou	W	S	2	1	1	0.0	0.0	2	0	0	0	0	0	0
Sept 23	@ Jax	W	S	1	1	0	0.0	0.0	0	0	0	0	0	0	0
Sept 30	Phi	W	S	2	2	0	0.0	0.0	3	0	0	0	0	0	0
Oct 7	@ Buf	L	S	7	4	3	0.0	0.0	0	2	0	0	0	0	0
Oct 14	Bal	L	S	3	3	0	0.0	0.0	1	1	0	0	1	0	0
Oct 21	@ LAC	L	S	3	1	2	0.0	0.0	1	1	0	0	0	0	0
Nov 5	@ Dal	W	S	1	0	1	0.0	0.0	1	0	0	0	0	0	0
Nov 11	NE	W	S	2	1	1	0.0	0.0	0	0	0	0	0	0	0
Nov 18	@ Ind	L	S	0	0	0	0.0	0.0	0	0	0	0	0	0	0
Nov 26	@ Hou	L	S	3	0	3	0.0	0.0	1	0	0	0	0	0	0
Dec 2	NYJ	W	S	3	1	2	0.0	0.0	0	0	0	0	0	0	0
Dec 6	Jax	W	S	3	1	2	0.0	0.0	2	0	0	0	0	0	0
Dec 16	@ NYG	W	S	2	0	2	0.0	0.0	1	0	0	0	0	0	0
Dec 22	Was	W	S	3	1	2	0.0	0.0	0	0	0	0	0	0	0
Dec 30	Ind	L	S	2	2	0	0.0	0.0	1	0	0	0	0	0	0
Totals	9-7	16/16		39	19	20	0.0	0.0	14	4	0	0	0	1	0

## DaQUAN JONES' NFL STATISTICS

### REGULAR SEASON

Year	Team	GP GS		TACKLES				INTERCEPTIONS					FUMBLES			
				Tot	Solo	Asst	Sk	Yds	QBP	TFL	No	Yds	Lg	TD	PD	FF
2014	Tennessee	7	1	13	7	6	1.0	1.0	3	2	0	0	0	0	0	1
2015	Tennessee	16	16	67	45	22	0.0	0.0	15	2	0	0	0	0	0	0
2016	Tennessee	16	16	29	18	11	1.5	12.0	8	1	0	0	0	0	0	0
2017	Tennessee	12	12	36	24	12	3.5	20.0	9	1	0	0	0	0	0	0
2018	Tennessee	16	16	39	19	20	0.0	0.0	14	4	0	0	0	0	1	0
NFL Totals		67	61	184	113	71	6.0	33.0	49	10	0	0	0	0	1	2

### Single-Game Highs

Tackles - 7 (Three times, last at Buffalo 10/7/18)

Sacks - 2 at Indianapolis (11/26/17)

Quarterback Pressures - 3 (Twice, last vs. Philadelphia (9/30/18))

Forced Fumble - 1 vs. Indianapolis (12/28/14)

Pass Defensed - 1 vs. Baltimore (10/14/18)

Fumble Recovery - 1 (Twice, last vs. Houston 1/1/17)

Touchdowns - 1 - fumble recovery in the end zone vs. Houston, (1/1/17)





# 46 JOSHUA KALU

DEFENSIVE BACK • 6'0" • 203 LBS • COLLEGE: NEBRASKA  
ACQUIRED: FREE AGENT - 2018 • NFL EXPERIENCE: ROOKIE  
HOMETOWN: HOUSTON, TEXAS  
GAMES PLAYED/GAMES STARTED: 5/0 (PLAYOFFS: 0/0)



**PRO:** The Titans originally signed Joshua Kalu as a rookie free agent following the 2018 NFL Draft. The 6-foot, 203-pounder is a versatile defensive back that can line up at safety or cornerback in the secondary. The University of Nebraska product spent the first 12 weeks of the 2018 season on the Titans' practice squad before being signed to the active roster on Dec. 1, 2018. In four seasons with the Cornhuskers, Kalu saw action in 48 games and notched 27 passes defended, including seven interceptions.

### TITANS TIDBITS:

• Kalu was heavily involved in the Lincoln community while at Nebraska. He was named to the Brook Berringer Citizenship Team and the Tom Osborne Citizenship Team as a sophomore, junior and senior.

### CAREER TRANSACTIONS:

- The Houston, Texas, native was signed by the Titans as an undrafted free agent on May 11, 2018.
- Waived by the Titans on Aug. 12, 2018.
- Signed by the Titans as a free agent on Aug. 20, 2018.
- Waived by the Titans by Sept. 1, 2018 and signed to the team's practice squad a day later.
- Signed by the Titans to their active roster from the practice squad on Dec. 1, 2018.

### SEASON RECAPS:

**2018 (5/0):** Played in five contests as a rookie and collected four special teams tackles on coverage units. Spent the first 11 games of the season on the team's practice before being elevated to the active roster. Tied for the team lead in special teams tackles once in 2018 (vs. IND). Saw action in his first career NFL game against N.Y. Jets (12/2/18).  
• Against N.Y. Jets (12/2), made his NFL debut as a reserve on special teams.  
• Against Jacksonville (12/6), played as a reserve on special teams and notched a tackle on coverage units.  
• At N.Y. Giants (12/16), saw action as a reserve on special teams and collected two tackles on coverage units.  
• Against Washington (12/22), played as a reserve on special teams.  
• Against Indianapolis (12/30), saw action as a reserve on special teams and tied for the team lead with a tackle on coverage units.

### COLLEGE:

• Played in 48 games with 37 starts at cornerback and safety over four seasons at Nebraska. Totaled 215 tackles, two sacks, 27 passes defended,

seven interceptions for 78 yards and a score, three forced fumbles and one fumble recovery. His 27 passes defended rank tied for seventh in Cornhusker history and his 215 career tackles rank fifth all-time among Nebraska defensive backs and among the top 30 overall tacklers in Cornhusker history.

- As a senior (2017), started nine games at safety while missing three contests due to injury. Finished with 47 tackles which was fifth-best on the team and also recorded two interceptions for 32 yards, six passes defended and one forced fumble. Named to the Academic All-Big Ten list.
- As a junior (2016), started all 13 games at cornerback and totaled 66 tackles, three tackles for loss, a sack, a team-leading 11 passes defended and one interception.
- As a sophomore (2015), started all 13 games at cornerback and nickel back and tallied 75 tackles, five tackles for loss, a sack, a team-leading seven passes defended and added three interceptions for 41 yards and a touchdown. Earned Honorable-Mention All-Big Ten accolades by the conference's coaches.
- As a freshman (2014), appeared in all 13 games with two starts and posted 27 tackles, three passes defended, one interception and two forced fumbles.
- Graduated from Nebraska with a degree in child, youth and family studies in 2017.

### PERSONAL:

- Attended Alief Taylor (Texas) High School and earned Houston Chronicle All-Greater Houston first-team honors as a senior. Helped Alief Taylor to the second round of the Class 5A Division 1 state playoffs in 2013.
- Also played track and basketball.
- Son of Elekwachi and Prisca Kalu.
- Follow Kalu on Twitter and Instagram at @BluesKalus.
- Born Joshua Elekwachi Kalu on Aug. 28, 1995 in Houston, Texas.

## JOSHUA KALU'S DEFENSIVE GAME-BY-GAME

### 2018 Tennessee Titans

Date	Opp	W/L	P/S	Tot Solo Asst	Sk	- Yds	QBP	TFL	Int	- Yds	TD	PD	FF	FR	- Yds	SpT
Sept 9	@ Mia	L	PS													
Sept 16	Hou	W	PS													
Sept 23	@ Jax	W	PS													
Sept 30	Phi	W	PS													
Oct 7	@ Buf	L	PS													
Oct 14	Bal	L	PS													
Oct 21	@ LAC	L	PS													
Nov 5	@ Dal	W	PS													
Nov 11	NE	W	PS													

Nov 18	@ Ind	L	PS													
Nov 26	@ Hou	L	PS													
Dec 2	NYJ	W	p	0	0	0	0.0	0.0	0	0	0	0	0	0	0	0
Dec 6	Jax	W	p	0	0	0	0.0	0.0	0	0	0	0	0	0	0	1
Dec 16	@ NYG	W	p	0	0	0	0.0	0.0	0	0	0	0	0	0	0	2
Dec 22	Was	W	p	0	0	0	0.0	0.0	0	0	0	0	0	0	0	0
Dec 30	Ind	L	p	0	0	0	0.0	0.0	0	0	0	0	0	0	0	1
Totals		9-7	5/0	0	0	0	0.0	0.0	0	0	0	0	0	0	0	4




JOSHUA KALU’S NFL STATISTICS

REGULAR SEASON				TACKLES							INTERCEPTIONS					FUMBLES			
Year	Team	GP	GS	Tot	Solo	Asst	Sk	Yds	QBP	TFL	No	Yds	Lg	TD	PD	FF	FR	Yds	SpT
2018	Tennessee	5	0	0	0	0	0.0	0.0	0	0	0	0	0	0	0	0	0	0	4
NFL Totals		5	0	0	0	0	0.0	0.0	0	0	0	0	0	0	0	0	0	0	4

Single-Game Highs

Special Teams Tackles - 2 at N.Y. Giants (12/16/18)



# 71 DENNIS KELLY

GUARD/TACKLE • 6'8" • 321 LBS • COLLEGE: PURDUE

ACQUIRED: TRADE (PHI) - 2016 • NFL EXPERIENCE (NFL/TITANS): 7/3

HOMETOWN: CHICAGO HEIGHTS, ILL.

GAMES PLAYED/GAMES STARTED: 73/27 (PLAYOFFS: 2/0)



**PRO:** The Titans acquired Dennis Kelly in a trade with the Philadelphia Eagles in 2016. The 6-foot-8-inch, 321-pounder provides quality depth along the offensive front, having logged starts at right tackle, right guard, left guard and tight end during his NFL career. In his first two seasons in Nashville, he appeared in all 32 games with seven starts. The 2012 fifth-round pick spent his first four NFL campaigns as a member of the Philadelphia Eagles and appeared in 30 games with 15 starts from 2012-15.

## CAREER HIGHLIGHTS:

- In 2016, he appeared in all 16 games for the first time in his career and recorded six starts in his first campaign in Tennessee.
- In 2012, he started 10 games as a rookie—three starts at right guard and seven starts at right tackle.

## TITANS TIDBITS:

- Kelly's brother, Tim, played football at Eastern Illinois and is currently the tight ends coach for the Houston Texans.
- Kelly's favorite football player growing up was former Titans great Jevon Kearse.
- Kelly claims that the biggest influence on his life and career has been his entire family. "We're a Southside [Chicago] Irish family, so we share a really tight bond and they've inspired me to get to where I am today."
- Kelly went back to school during the 2014 offseason to earn his degree in organizational leadership from Purdue.
- Kelly is an avid professional wrestling fan that does not let the opportunity pass him by whenever a live WWE show is in town. He lists the Undertaker as the one person in the world he would like to have dinner with.

## CAREER TRANSACTIONS:

- A native of Chicago Heights, Ill., Kelly was originally selected by the Philadelphia Eagles in the fifth round (153rd overall) of the 2012 NFL Draft.
- Traded by the Eagles to the Titans in exchange for wide receiver Dorial Green-Beckham on Aug. 16, 2016.

## SEASON RECAPS:

**2018 (11/5 - Tennessee):** Played in 11 games with five starts at right tackle. Was inactive for four games and did not play in another contest.

- At Miami (9/9), started at right tackle and was a member of an offensive front that did not allow a sack on 38 pass attempts.
- Against Houston (9/16), was inactive.
- At Jacksonville (9/23), was inactive.
- Against Philadelphia (9/30), was inactive.
- At Buffalo (10/7), was inactive.
- Against Baltimore (10/14), dressed but did not play.
- At Los Angeles Chargers in London (10/21), entered the game at right guard late in the fourth quarter after Josh Kline suffered an injury.
- At Dallas (11/5), saw action at right tackle at the beginning of the second half after Jack Conklin left the remainder of the game with an injury.
- Against New England (11/11), started at right tackle and was a part of an offensive front that opened holes for Titans' rushers to gain 150 yards on the ground.
- At Indianapolis (11/18), saw limited action as a reserve on special teams.
- At Houston (11/26), played as a reserve on special teams and came in for two snaps at left tackle when Taylor Lewan left the game briefly in the third quarter.
- Against N.Y. Jets (12/2), saw action as a reserve on special teams.
- Against Jacksonville (12/6), played as a reserve at both right tackle and

left tackle in the contest.

- At N.Y. Giants (12/16), started at right tackle and helped block for Titans' rushers to amass 215 yards, including a 170-yard performance by Derrick Henry.
- Against Washington (12/22), started at right tackle.
- Against Indianapolis (12/30), started at right tackle and was a member of an offensive front that did not allow a sack on 29 pass attempts.

**2017 (16/1, 2/0 - Tennessee):** Played in all 16 games with one start as an extra tight end. Saw action as a reserve in his first two career postseason contests.

- At Jacksonville (9/17), played as a reserve as an extra tight end and helped open holes for a rushing attack that amassed 179 yards on 36 carries (5.0 avg.).
- At Houston (10/1), started as an extra tight end as the team opened the game in a jumbo package.
- At Miami (10/8), saw significant action at left tackle after Taylor Lewan left the game in the second quarter with an injury.
- Against Cincinnati (11/12), saw action as a reserve as an extra tight end and helped open holes for Titans' rushers to gain 180 yards on the ground.
- At Arizona (12/10), saw significant action as a reserve at left tackle after Taylor Lewan left the game in the second quarter with an injury.
- Against Jacksonville (12/31), saw action as a reserve as an extra tight end and for a series at left tackle when Taylor Lewan left the game briefly with an injury.
- At Kansas City (1/6), played limited snaps as a reserve on special teams in his first career postseason game.
- At New England (1/13), saw significant action at right tackle after Jack Conklin left the game in the first quarter with an injury.

**2016 (16/6 - Tennessee):** Played in all 16 games with six starts as an extra tight end in his first season with the Titans. Helped open holes for the NFL's third-ranked rushing attack which averaged 136.7 rush yards per game.

- At Houston (10/2), saw limited action as a reserve at right tackle when Jack Conklin left the game briefly with an injury.
- Against Cleveland (10/16), made his first Titans start as an extra tight end.
- Against Indianapolis (10/23), started as an extra tight end and saw 11 snaps in that role.
- Against Jacksonville (10/27), played as a reserve as an extra tackle and helped open holes for Titans' ball carriers to accumulate 214 yards on the ground.
- Against Green Bay (11/13), entered the game at left tackle early in the first quarter after Taylor Lewan was disqualified for contacting an official. Blocked for an offense that amassed 446 total yards and six touchdowns in a 47-25 victory against the Packers.
- At Indianapolis (11/20), started as an extra tight end. Played left tackle in the fourth quarter after Taylor Lewan left the game with an injury.
- At Chicago (11/27), started as an extra tight end and helped block for Titans' ball carriers to gain 149 yards on the ground.
- Against Denver (12/11), saw action as a reserve as an extra tight end and helped open holes for Titans' rushers to amass 180 rushing yards on 42 carries in a 13-10 victory over the Broncos.
- At Kansas City (12/18), played as a reserve as an extra tight end and helped pave the way for Titans' ball carriers to gain 148 yards on the ground.

**2015 (14/2 - Philadelphia):** Appeared in a career-high 14 games with two starts at right tackle.

**2014 (3/3 - Philadelphia):** Started three games for the Eagles, two at left guard and one at right guard. Was inactive for 13 contests.

- At Indianapolis (9/15), started at left guard for the first time in his career, filling in for an injured Evan Mathis

**2013 (0/0 - Philadelphia):** Was inactive for all 16 contests.

**2012 (13/10 - Philadelphia):** Played in 13 games with 10 starts as a rookie. Made three starts at right guard and seven starts at right tackle. Did not play in three contests.

- Against Atlanta (10/28), made his first-career start at right guard.
- At Washington (11/18), started at right tackle for the first time in his career.

#### **COLLEGE:**

- Spent four seasons (2008-11) at Purdue and appeared in 42 career games, including starts in 37 consecutive games.
- Named the team's Bob Griese Offensive Most Valuable Player in both 2010 and 2011.
- Was a team co-captain and offensive MVP as a senior in 2011. Selected an All-Big Ten honorable mention choice by the conference's coaches and media. With Kelly anchoring the left tackle spot, the 2011 Boilermaker line cleared the way for a running game that produced 11 100-yard rushing games in 13 contests, including 393 yards against Southeast Missouri and 265 yards against Western Michigan in the Little Caesars Pizza Bowl.
- Named the team MVP on offense as a junior in 2010. Started in all 12 games and helped anchor an offensive line that blocked for a school-record five consecutive games with 200-plus rushing yards. Earned All-Big Ten honorable mention and Academic All-Big Ten accolades as a junior.
- Started at left tackle in all 12 games as a sophomore in 2009 and garnered Academic All-Big Ten honors.
- Appeared in five games as a reserve during his freshman campaign in 2008.
- Graduated with a degree in organizational leadership and supervision from Purdue.

#### **PERSONAL:**

- Married to Jerianna with daughters Eden and Isla. They own two dogs, Harley and Sanford.
- Attended Marian Catholic (Chicago Heights, Ill.) High School, where he was a three-year starter at tight end. Named All-area and team captain as senior and honorable mention all-area his junior year.
- Also played basketball in high school.
- Follow Kelly on Twitter and Instagram at @DennisKelly67.
- List of favorites: (movies) "Inception," "Boondock Saints" and "The Dark Knight" trilogy; (TV show) "How I Met Your Mother"; (book) *To Kill A Mockingbird*; (meal) his dad's spaghetti; and (musical artists) Killswitch Engage and Breaking Benjamin.
- Born Dennis Andrew Kelly on Jan. 16, 1990 in Chicago Heights, Ill.

## **DENNIS KELLY'S NFL STATISTICS**

### **REGULAR SEASON**

Year	Team	GP	GS
2012	Philadelphia	13	10
2013	Philadelphia	0	0
2014	Philadelphia	3	3
2015	Philadelphia	14	2
2016	Tennessee	16	6
2017	Tennessee	16	1
2018	Tennessee	11	5
<b>NFL Totals</b>		<b>73</b>	<b>27</b>

### **PLAYOFFS**

Year	Team	GP	GS
2017	Tennessee	2	0
<b>NFL Totals</b>		<b>2</b>	<b>0</b>


### **Starts Breakdown:**

2012 - RG 3, RT 7; 2014 - LG 2, RG 1; 2015 - RT 2; 2016 - TE 6; 2017 - TE 1; 2018 - RT 5

### **Additional Career Statistics**

Fumble Recovery - 2 (2015)

Tackles - 1 (2016)



# 6 BRETT KERN

PUNTER • 6'2" • 214 LBS • COLLEGE: TOLEDO

ACQUIRED: WAIVERS - 2009 (DEN) • NFL EXPERIENCE (NFL/TITANS): 11/10

HOMETOWN: GRAND ISLAND, N.Y.

GAMES PLAYED/GAMES STARTED: 176/0 (PLAYOFFS: 2/0)



Pro Bowl: 2017, 2018

**PRO:** Brett Kern is a strong-legged punter that has shown a keen ability to down his kicks inside the opponents' 20-yard line. He was rewarded during the 2015 offseason with a new multi-year contract with the Titans. The 11th-year pro is the franchise's all-time leader in gross punting average and net punting average and ranks second in career punts, trailing only Craig Hentrich (861). In 2017, Kern was named to his first career Pro Bowl and was selected second-team Associated Press All-Pro after leading the NFL with a career-high and franchise-best 49.7 gross average and a career-best and franchise-high 44.6 net average. The University of Toledo product joined the Titans franchise during the 2009 season when he was claimed off waivers from the Denver Broncos.

### CAREER HIGHLIGHTS:

- In 2017, Kern's gross punting average (49.7) ranked eighth in NFL history and was the highest of any player since 2012. His net punting average (44.6) ranked second in NFL history. He was named to his first career Pro Bowl and was selected second-team Associated Press All-Pro after leading the NFL with a career-high and franchise-best 49.7 gross average and a career-best and franchise-high 44.6 net average.
- In 2016, Kern placed 41.6 percent of his punts inside the opponent's 20-yard line (32 of 77), which ranked second in his career (42.2 in 2009). His 38.6-yard net punting average in 2016 ranked ninth in team history.
- In 2015, Kern continued his assault on the team's all-time punting records. He launched a career-high tying 88 punts becoming the second-leading punter in franchise history, placed a career-high 34 punts inside the 20 (third in franchise history) and only one touchback (career low). He also accomplished a first-of-its-kind feat, becoming the first punter in NFL history to record 80 or more punts, a net average of 40 yards, and one or zero touchbacks in a single season. He owns the top five net punting seasons in franchise history and six of the team's top eight net punting seasons.
- In 2014, Kern booted 88 total punts for a gross average of 46.8 yards and a net average of 40.8 yards, which broke his own single-season team record (40.4-yard net average in 2012).
- In 2013, Kern punted 78 times for 3,386 yards (43.4 avg.). He placed a career-best 32 punts inside the 20-yard line with a career-low two kicks as touchbacks.
- Kern arguably had his most productive season in 2012 when he ranked fifth in the AFC with a franchise record and career-best 47.6 gross punt average. He also finished ninth in the AFC with a then-franchise record and career-high 40.4 net punting average.
- In 2009, Kern's combined average of 45.5 yards per punt with the Titans and Broncos ranked eighth in the NFL. He also downed a combined 27 punts inside the opponents' 20-yard line.
- In 2008, Kern ranked fifth in the league with a 46.7-yard punting average and was named to the All-Rookie team by Pro Football Weekly/PFWA and the Sporting News.

### TITANS TIDBITS:

- Kern's father, Cal, is a former professional soccer goalie.
- Kern is an avid golfer that sports a +1 handicap. He picked the game up late in his high school years and caddied for three summers at Inverness Golf Club while in college. The course is located in Toledo, Ohio, and has hosted PGA and NCAA Championships. In 2011, Kern competed in The Vinny, a local golf fundraising tournament hosted by singers Vince Gill and Amy Grant, and finished fourth in the event.

### CAREER TRANSACTIONS:

- The Grand Island, N.Y., native was originally signed by the Denver Broncos as a rookie free agent on April 28, 2008.

- Claimed by the Titans off waivers from the Broncos on Oct. 27, 2009.

### SEASON RECAPS:

- 2018 (16/0 - Tennessee):** Named to his second consecutive Pro Bowl. Named to the PFWA's All-AFC team. Ranked second in the AFC with a 47.1 gross avg. Ranked second in the AFC with a 41.7 net avg. Set a career-high with 39 punts placed inside the 20-yard line, including a career-best 16 consecutive punts inside the 20 to conclude the season. Punted 74 times for 3,483 yards and collected a special teams tackle. Has recorded 12 career games with at least a 52.0-yard gross average (minimum four punts), including once in 2018 (vs. HOU). Has registered 11 career games with at least a 47.0-yard net average (minimum four punts), including once in 2018 (vs. HOU). Registered 34 punts of 50 or more yards in 2018.
- At Miami (9/9), punted four times for 179 yards (44.8 avg.) with four kicks placed inside the 20-yard line. Flipped field position with a 55-yard punt to the Dolphins' 18-yard line in the second stanza.
  - Against Houston (9/16), punted five times for 261 yards (52.2 avg.) with one kick placed inside the 20-yard line. Flipped field position by booming a 62-yard punt to the Texans' seven-yard line early in the third quarter.
  - At Jacksonville (9/23), punted six times for 280 yards (46.7 avg.) with three kicks placed inside the 20-yard line. Pinned the Jaguars deep in their own territory with a 37-yard punt that went out of bounds at the 13-yard line late in the fourth quarter.
  - Against Philadelphia (9/30), punted five times for 254 yards (50.8 avg.) with two kicks placed inside the 10-yard line. Registered his first career tackle with a key stop along the sideline in the fourth quarter. Pinned the Eagles deep in their own territory twice in the second quarter with a 48-yard kick that was downed at the Philadelphia five-yard line and a 49-yarder that rolled out of bounds at the Philadelphia three-yard line.
  - At Buffalo (10/7), registered two punts for 106 yards (53.0 avg.) with a kick placed inside the 20-yard line. Pinned the Bills deep in their own territory with a 45-yard punt that was fair caught at the Buffalo eight-yard line in the opening stanza. Boomed a 61-yard punt from deep in his own territory in the third quarter.
  - Against Baltimore (10/14), punted nine times for 375 yards (41.7 avg.) with three kicks placed inside the 20-yard line. Pinned the Ravens deep in their own territory with a 44-yard punt that went out of bounds at the Baltimore six-yard line.
  - At Los Angeles Chargers in London (10/21), punted twice for 103 yards (51.5 avg.) with a long of 54 yards. Appeared in his 145th consecutive game with the Titans, the fourth longest streak in franchise history.
  - At Dallas (11/5), punted once for 45 yards with the kick placed inside the 20-yard line.
  - Against New England (11/11), punted five times for 241 yards (48.2 avg.) with two kicks placed inside the 20-yard line. Pinned the Patriots deep in their own territory with a 36-yard punt that was fair caught at the New England nine-yard line in the second quarter. With his 147th consecutive game in a Titans uniform, he passed Craig Hentrich (146) and tied Robert Brazile for third place on the franchise's all-time consecutive games played list.
  - At Indianapolis (11/18), punted six times for 296 yards (49.3 avg.) with three kicks placed inside the 20-yard line. Pinned the Colts deep in their own territory with a 32-yard punt that was fair caught at the Indianapolis 10-yard line in the first quarter. Boomed a 53-yard punt to the Colts' 13-yard line in the second stanza. Moved into second place on the team's consecutive games played list (148) trailing only Bruce Matthews (232).
  - At Houston (11/26), punted six times for 298 yards (49.7 avg.) with two kicks placed inside the 20-yard line. Flipped field position with a 59-yard punt that was downed at the Texans' 13-yard line in the second quarter.



- Against N.Y. Jets (12/2), appeared in his 150th game with the Titans and punted six times for 266 yards (44.3 avg.) with one kick placed inside the 20-yard line. Had one punt blocked.
- Against Jacksonville (12/6), punted twice for 118 yards (59.0 avg.) with one kick placed inside the 20-yard line. Flipped field position with a 63-yard net punt to the Jaguars' 25-yard line in the second quarter. Pinned the Jaguars deep in their own territory with a 56-yard punt to the Jacksonville five-yard line early in the fourth quarter.
- At N.Y. Giants (12/16), punted five times for 220 yards (44.0 avg.) with all five kicks placed inside the 20-yard line on a rainy and windy day. Pinned the Giants deep in their own territory with a 42-yard punt that was downed at the New York six-yard line in the second quarter. Boomed a 57-yard punt to the Giants' 10-yard line early in the fourth quarter.
- Against Washington (12/22), punted four times for 169 yards (42.3 avg.) with all four kicks placed inside the 20-yard line. With his 152nd game in a Titans uniform, passed Benji Olson (152) for ninth place on the team's all-time games played list. Pinned the Redskins' deep in their own territory with a 40-yard punt to the Washington seven-yard line late in the first quarter. Placed a 49-yard punt that was downed at the Redskins' seven-yard line early in the third quarter. Launched a 50-yard punt that went out of bounds at the Redskins' 15-yard line with less than 20 seconds to play in the fourth quarter.
- Against Indianapolis (12/30), punted six times for 272 yards (45.3 avg.) with all six kicks placed inside the 20-yard line. Finished the season with 16 consecutive kicks placed inside the 20-yard line. Pinned the Colts deep in their own territory with a booming 58-yard punt that went out of bounds at the Indianapolis 10-yard line in the opening stanza. Set up the Titans' defensive touchdown by plaining a 56-yard punt that was downed at the Colts' six-yard line in the second quarter. Nailed a 54-yard punt to the Indianapolis seven-yard line in the third stanza.

**2017 (16/0, 2/0 - Tennessee):** Named to his first career Pro Bowl and was selected second-team Associated Press All-Pro. Led the NFL with a career-high and franchise-best 49.7 gross average and a career-best and franchise-high 44.6 net average. His gross punting average ranked eighth in NFL history and was the highest of any player since 2012. His net punting average ranked second in NFL history. Registered 42 punts of 50 or more yards in 2017. Posted a career-best 56.8 gross punt average against Seattle (9/24/17). Notched a career-high 50.2 net punt average at Miami (10/8/17). Played in his 150th career game against Indianapolis (10/16/17). Played in his 136th consecutive game with the Titans at San Francisco (12/17/17) and in doing so, passed former linebacker Keith Bulluck (135) and former defensive end Elvin Bethea (135) for fifth place in franchise history for consecutive games played.

- Against Seattle (9/24), punted six times for 341 yards for a career-best 56.8 gross punt average. Boomed three punts of 60 or more yards and placed two kicks inside the 20-yard line. Flipped field position by nailing a 62-yard punt to the Seattle two-yard line in the first quarter.
- At Houston (10/1), punted five times for 246 yards (49.2 avg.) with one kick placed inside the 20-yard line. Flipped field position with a 54-yard punt to the Texans' 14-yard line in the third stanza.
- At Miami (10/8), tied a career-high with 10 punts for a career-best 54.9 yards (54.9 avg.) while setting a single-game career mark with a 50.2 net avg. Placed four punts inside the 20-yard line. Flipped field position with a 60-yard punt to the Dolphins' 10-yard line in the first quarter. Pinned the Dolphins deep in their own territory with a 48-yard punt that was downed at the Miami three-yard line in the opening stanza. Nailed a 58-yard punt that was fair caught at the Dolphins' 13-yard line in the second stanza. Boomed a season-long 71-yard punt from deep in his own end zone in the third quarter.
- At Cleveland (10/22), punted four times for 208 yards (52.0 avg.) with two kicks placed inside the 20-yard line. Flipped field position with a 55-yard punt to the Browns' 12-yard line in the first quarter. Pinned the Browns deep in their own territory with a 58-yard punt to the Cleveland nine-yard line late in the fourth quarter.
- Against Baltimore (11/5), punted five times for 256 yards (51.2 avg.) with three kicks placed inside the 20-yard line. Pinned the Ravens deep in their own territory with a 56-yard punt that was downed at the Baltimore six-yard line. Placed a 41-yard punt that was fair caught at the Ravens' nine-yard line in the third quarter.
- Against Cincinnati (11/12), punted six times for 339 yards (56.5 avg.) with a season-long kick of 74 yards, the second-longest kick of his career. Flipped field position with a pair of punts (74, 66) in the final stanza.
- Against Houston (12/3), punted four times for 199 yards (49.8 avg.) with two kicks placed inside the 20-yard line.

- At Arizona (12/10), punted six times for 313 yards (52.2 avg.) with two kicks placed inside the 20-yard line. Flipped field position by nailing a 54-yard punt that went out of bounds at the Arizona 12-yard line early in the second quarter.
- At San Francisco (12/17), punted twice for 111 yards (55.5 avg.) with one kick placed inside the 20-yard line. Played in his 136th consecutive game with the Titans. In doing so, he passed former linebacker Keith Bulluck (135) and former defensive end Elvin Bethea (135) for fifth place in franchise history for consecutive games played. Flipped field position with a 59-yard punt that was downed at the San Francisco 13-yard line in the fourth quarter.
- Against Jacksonville (12/31), punted nine times for 383 yards (42.6 avg.) with four kicks placed inside the 20-yard line. Flipped field position with a 70-yard punt to the Jaguars' two-yard line in the third quarter.
- At Kansas City (1/6), punted three times for 131 yards (43.7 avg.) with two kicks placed inside the 20-yard line in his first career postseason game. Flipped field position by booming a 57-yard punt in the first stanza.

**2016 (16/0 - Tennessee):** Punted 77 times for 3,402 yards (44.2 avg.) with 32 kicks placed inside the 20-yard line. Registered 19 punts of 50 or more yards in 2016.

- At Detroit (9/18), punted three times for 142 yards (47.3 avg.) with one kick placed inside the 20-yard line. Pinned the Lions deep in their own territory with a 37-yard punt that was downed by Cody Riggs at the Lions' one-yard line in the second stanza.
- Against Oakland (9/25), punted six times for 311 yards (51.8 avg.) with three kicks placed inside the 20-yard line. Pinned the Raiders deep in their own territory with a 53-yard punt that was fair caught at the Oakland seven-yard line. Boomed a 40-yard punt that was fair caught at the Raiders' nine-yard line in the second quarter. Pinned the Raiders deep in their own territory with a booming 62-yard punt that went out of bounds at the Oakland 10-yard line in the third quarter.
- At Houston (10/2), punted five times for 257 yards (51.4 avg.) with one kick inside the 20-yard line and one touchback. Pinned the Texans deep in their own territory with a 40-yard punt that was downed at the Houston nine-yard line.
- Against Cleveland (10/16), punted five times for 225 yards (45.0 avg.) with three kicks placed inside the 20-yard line. Pinned the Browns deep in their own territory with a 29-yard punt that was fair caught at the Cleveland eight-yard line in the second quarter. Launched a 52-yard punt that was downed at the Browns' 11-yard line in the second stanza. Flipped field position with a 46-yard punt that was fair caught at the Browns' six-yard line in the third quarter.
- Against Indianapolis (10/23), punted four times for 188 yards (47.0 avg.) with three kicks placed inside the 20-yard line. Pinned the Colts deep in their own territory with a 29-yard punt that was downed at the Indianapolis seven-yard line in the second quarter. Boomed a 48-yard punt that was downed at the Colts' seven-yard line in the second quarter. Flipped field position with a 62-yard punt in the third quarter.
- Against Green Bay (11/13), punted four times for 166 yards (41.5 avg.). Forced a Trevor Davis muffed punt that was recovered by LeShaun Sims in the second quarter.
- At Chicago (11/27), punted four times for 177 yards (44.3 avg.) with two kicks placed inside the 20-yard line. Pinned the Bears deep in their own territory with a 44-yard punt that was fair caught at the Chicago 11-yard line.
- Against Denver (12/11), punted a season-high seven times for 308 yards (44.0 avg.) with three kicks placed inside the 20-yard line. Nailed a 43-yard punt that was fair caught at the Denver six-yard line late in the first stanza. Pinned the Broncos deep in their own territory late in the fourth quarter with a 47-yard punt that was downed by Tre McBride at the Denver two-yard line.
- At Kansas City (12/18), punted four times for 142 yards (35.5 avg.) and limited Tyreek Hill to just three return yards on three punt returns.
- Against Houston (1/1), punted five times for 211 yards (42.2 avg.) with a season-high five punts placed inside the 20-yard line. Boomed a 48-yard punt that went out of bounds at the Houston 10-yard line in the second quarter.

**2015 (16/0 - Tennessee):** Totaled 88 punts (tied for fifth place in franchise history), a 47.4-yard gross average (second in franchise history), a 40.3 net average (third in franchise history), a career-high 34 punts inside the 20 (third in franchise history) and only one touchback (career low). Accomplished a first-of-its-kind feat, becoming the first punter in NFL history to record 80 or more punts, a net average of 40 yards, and one or

zero touchbacks in a single season. Boomed 42 punts of 50 or more yards in 2015. Placed a career-high seven punts inside the 20-yard line against Houston (12/27/15), which also qualified as the most ever recorded for the franchise (statistic tracked since 1976) and the most by any NFL punter in 2015. The seven punts inside the 20 also tied for the third-highest total in any NFL game since 1976. On his third punt of the day against Houston (12/27/15), passed Jim Norton (522) for second place on the franchise's all-time career punting list. Registered four punts at Tampa Bay (9/13/15) and became the third player in franchise history to reach 450 punts in a Titans/Oilers uniform.

- At Tampa Bay (9/13), punted four times for 189 yards (47.3 avg.) with one kick placed inside the 20-yard line. Boomed a 57-yard punt in the second quarter. Pinned the Browns deep in their territory with a 38-yard punt that was downed at the two-yard line in the third quarter.
- At Cleveland (9/20), punted six times for 298 yards (49.7 avg.) with one kick inside the 20-yard line.
- Against Atlanta (10/25), punted seven times for 305 yards (43.6 avg.) with five kicks placed inside the 20-yard line. Pinned Atlanta deep in their own territory with a 36-yard punt that was fair caught at the Falcons' 12-yard line. Boomed a 54-yard punt that was fair caught at the Falcons' 15-yard line. Placed a 39-yard punt that was fair caught at the Atlanta 11-yard line in the second quarter. Pinned the Falcons deep in their own territory with a 38-yard punt that went out of bounds at the Atlanta 12-yard line.
- At Houston (11/1), posted seven punts for 349 yards (49.9 avg.) with three kicks placed inside the 20-yard line and a 45.9 net avg. Six of his seven punts went at least 50 yards or pinned the Texans inside the 20. Pinned the Texans deep in their territory with a 39-yard punt that was fair caught at the Houston 10-yard line in the second quarter. Boomed a 55-yard punt that went out of bounds at the Texans' seven-yard line.
- At New Orleans (11/8), punted five times for 253 yards (50.6 avg.) with two kicks placed inside the 20-yard line. Boomed a 55-yard punt that was downed at the New Orleans eight-yard line in the second quarter.
- At Jacksonville (11/19), appeared in his 100th game with the Titans and punted five times for 226 yards (45.2 avg.) with two kicks placed inside the 20-yard line.
- At New England (12/20), punted five times for 272 yards (54.4 avg.) with one kick placed inside the 20-yard line. Boomed a 61-yard punt that Danny Amendola later fumbled setting up the Titans' first scoring drive. Boomed a 56-yard punt that went out of bounds at the Patriots' six-yard line in the third quarter.
- Against Houston (12/27), punted a season-high nine punts for 427 yards (47.4 avg.) with a career-high seven kicks placed inside the 20-yard line. Boomed a 58-yard punt to the Texans' six-yard line in the first quarter. Pinned the Texans deep in their own territory with a 31-yard punt that went out of bounds at the Houston five-yard line. Blasted a 59-yard punt to the Texans' six-yard line in the fourth quarter. On his third punt of the day, passed Jim Norton (522) for second place on the franchise's all-time career punting list.
- At Indianapolis (1/3), punted six times for 300 yards (50.0 avg.) with two kicks placed inside the 20-yard line. Pinned the Colts deep in their own territory with a 51-yard punt to the Indianapolis nine-yard line in the opening stanza. Boomed a 52-yard punt that was fair caught at the Colts' eight-yard line in the third quarter.

**2014 (16/0 - Tennessee):** Appeared in all 16 games and set a franchise record with a 40.8 net punt average. Punted career-high 88 times for career-best 4,118 yards (46.8 avg.) with 28 kicks placed inside the opponents' 20-yard line. His 46.8 gross average was the third-highest of his career. Boomed 37 punts of 50 or more yards in 2014. Notched a 48.8-yard net average at Baltimore (11/9/14), the third best of his career and the fourth best in team history. Notched a career-long and franchise-tying long 79-yard punt against Indianapolis (12/28/14).

- At Kansas City (9/7), punted six times for 304 yards with three kicks placed inside the 20-yard line. Boomed a 63-yard punt in the first quarter and nailed a 56-yard punt that forced the returner out of bounds at the Chiefs' two-yard line in the second quarter. His 50.7 gross average was his highest since Dec. 30, 2012 (51.0 against Jacksonville), and his 63-yard punt was his longest since a 63-yarder on Sept. 22, 2013 against the Chargers.
- At Indianapolis (9/28), saw action in his 100th career regular season game and punted six times for 265 yards (44.2 avg.) with two kicks placed inside the 20-yard line. Pinned the Colts deep in their own territory with a 35-yard punt that was fair caught at the Indianapolis nine-yard line in the third quarter.
- Against Jacksonville (10/12), punted five times for 249 yards (49.8 avg.)

with a three kicks placed inside the 20-yard line. Flipped field position by booming a 69-yard punt in the fourth quarter. It was the third-longest punt of his career and his longest since Dec. 2, 2012 against the Houston Texans (70 yards).

- Against Houston (10/26), totaled six punts for a 51.7-yard gross average and a 48.7 net average with two punts placed inside the 20. His net average at the time was the third best of his career and the fourth best in team history (minimum four punts). In the third quarter, he booted a punt that went 62 yards and pinned the Texans on their own two-yard line. His six punts gave him 400 total punts in a Titans uniform. He became the fourth player in franchise history to reach 400 punts, joining Craig Hentrich (861), Jim Norton (519) and Cliff Parsley (429).
- At Baltimore (11/9), punted eight times for 414 yards (51.8 avg.) with a 48.8 net avg. His 48.8-yard net average was the third best of his career and the fourth best in team history. Boomed a 58-yard punt to the Ravens' 18-yard line in the fourth quarter.
- Against N.Y. Giants (12/7), punted six times for 284 yards (47.3 avg.). In the third quarter, recorded the 500th punt of his seven-year NFL career. He also moved past Cliff Parsley (431 career punts) for third place on the team's all-time career punts list.
- Against N.Y. Jets (12/14), punted six times for 295 yards (49.2 avg.) with three kicks placed inside the 20-yard line. Pinned the Jets deep in their own territory with a 49-yard punt that was fair caught at the New York seven-yard line in the second quarter. Placed a 38-yard punt that was fair caught at the Jets' 10-yard line in the second stanza. On his third punt of the game, which marked his 432nd punt as a member of the Titans, he moved past Cliff Parsley (431 career punts) for third place on the team's all-time punting list.
- Against Indianapolis (12/28), punted seven times for 383 yards (54.7 avg.) with a career-long punt of 79 yards. Three of his kicks were placed inside the 20-yard line. His 79-yarder broke his previous career long of 71 yards (at Miami on Nov. 11, 2012) and tied the franchise record. Jim Norton set the record against Kansas City on Nov. 22, 1964, and it never was equaled until Kern's attempt. Kern punted seven times against the Colts for a gross average of 54.7 yards per punt, a net average of 46.1 yards per punt and three punts inside the 20. His gross average was the third-highest of his career.

**2013 (16/0 - Tennessee):** Appeared in all 16 games and punted 78 times for 3,386 yards (43.4 avg.). Placed a career-best 32 punts inside the 20-yard line with a career-low two kicks as touchbacks. Set a career-high and a franchise record by placing six punts inside the 20-yard line against Houston (12/29/13). Boomed 24 punts of 50 or more yards in 2013.

- Against San Diego (9/22), punted three times for 140 yards (46.7 avg.) with two kicks placed inside the 20-yard line and a long of 63 yards. Flipped field position with a 63-yard punt that was downed at the Chargers' 17-yard line in the first quarter. Was credited with one rush for zero yards after fumbling a snap in the second quarter. Pinned the Chargers deep in their own territory with a 35-yard punt that was downed at the San Diego 11-yard line in the fourth quarter.
- Against N.Y. Jets (9/29), punted seven times for 293 yards (41.9 avg.) and tied a career-best with four kicks inside the 20-yard line. Boomed a 53-yard punt to the Jets' 15-yard line in the second quarter. Nailed a 50-yard punt to the Jets' 12-yard line early in the third quarter. Pinned the Jets deep in their territory with a 34-yard punt that was downed by Tommie Campbell at the New York one-yard line in the third quarter. Boomed a 54-yard punt to the Jets' 24-yard line in the third stanza.
- Against Kansas City (10/6), punted six times for 272 yards (45.3 avg.) with two kicks inside the 20-yard line. Boomed a 56-yard punt to the Chiefs' 12-yard line in the first quarter.
- At Denver (12/8), punted four times for 201 yards (50.3 avg.) with a long punt of 62 yards. Boomed a 62-yard punt to the Broncos' 15-yard line in the second quarter.
- Against Arizona (12/15), punted three times for 145 yards (48.3 avg.) with two kicks placed inside the 20-yard line. Pinned the Cardinals deep in their own territory with a 51-yard punt that was downed at the Arizona three-yard line in the second quarter.
- Against Houston (12/29), punted six times for 253 yards (42.2 avg.) and set a franchise record with all six kicks being placed inside the 20-yard line. Pinned the Texans at their own five-yard line with a 38-yard punt late in the third quarter. Boomed a 53-yard punt that was fair caught at the Houston 10-yard line. Nailed a 56-yard punt that went out of bounds at the Texans' nine-yard line.

**2012 (16/0 - Tennessee):** Appeared in all 16 games and ranked fifth in the

AFC with a franchise record 47.6 gross punt average. Ranked ninth in the AFC with a franchise record 40.4 net punting average. Posted career-highs with 10 punts and 391 punt yards against N.Y. Jets (12/17/12). Ranked third in franchise history with a career-best 49.0 net punting average at Jacksonville (11/25/12). Boomed a career-long 71-yard punt at Miami (11/11/12). Boomed 34 punts of 50 or more yards in 2012.

- Against New England (9/9), punted four times for 209 yards (52.3 avg.) and placed two punts inside the 20-yard line. Flipped field position by booming a 56-yard punt in the opening quarter. Nailed a 54-yard punt to the Patriots' eight-yard line late in the second quarter. Lined up in the back of the end zone and booted a 55-yard punt in the third quarter.

- At San Diego (9/16), punted seven times for a then career-best 361 yards (51.6 avg.). Notched the third-best net punt average in franchise history with a then career-high 48.6 net punt average. Boomed a 63-yard punt to the Chargers' 25-yard line in the second quarter. Nailed a 54-yard punt that was marked out of bounds at the Chargers' 16-yard line in the third quarter.

- At Houston (9/30), punted seven times for 326 yards (46.6 avg.) and placed two kicks inside the 20-yard line. Boomed a 50-yard punt to the Texans' 14-yard line in the first quarter. Pinned the Texans deep in their own territory with a 52-yard punt to the Houston 12-yard line in the second stanza. Placed a 33-yard punt that was downed at the Houston seven-yard line. Blasted a 60-yard punt to the Texans' 14-yard line late in the third quarter.

- Against Pittsburgh (10/11), punted five times for 261 yards (52.2 avg.) with two kicks placed inside the 20-yard line. Boomed a 61-yard punt to the Steelers' 15-yard line in the second quarter. Flipped field position by nailing a 58-yard punt late in the second quarter.

- At Miami (11/11), punted four times for 208 yards (52.0 avg.) with a net avg. of 48.0 yards. Placed three kicks inside the 20-yard line. Boomed a career-long 71-yard punt that rolled out of bounds at the Dolphins' 15-yard line in the first quarter. Nailed a 50-yard punt to the Dolphins' 14-yard line in the second quarter. Placed a 36-yard punt that was downed at the Miami eight-yard line in the fourth quarter.

- At Jacksonville (11/25), punted four times for 201 yards (50.3 avg.) and posted a career-best 49.0 net punting average. The net punting average ranked third in Titans' franchise history.

- Against Houston (12/2), punted six times for 303 yards (50.5 avg.) with two kicks inside the 20-yard line. Boomed a 70-yard punt to flip field position in the first quarter. Pinned the Texans deep in their own territory with a 40-yard punt that was downed at the Houston one-yard line in the second quarter. Registered a special teams tackle on coverage units.

- At Indianapolis (12/9), punted three times for 165 yards (55.0 avg.) with one kick placed inside the 20-yard line. Boomed a 53-yard punt to the Colts' 16-yard line in the second quarter. Nailed a 57-yard punt to the Colts' 13-yard line late in the fourth quarter.

- Against N.Y. Jets (12/17), punted a career-best 10 times for a career-high 391 yards with four kicks placed inside the 20-yard line. Pinned the Jets deep in their territory with a 44-yard punt that was fair-caught at the New York seven-yard line in the second quarter. Flipped field position with a 43-yard punt that fair-caught at the Jets' eight-yard line in the fourth quarter.

**2011 (16/0 – Tennessee):** Appeared in all 16 games and set a new franchise record with his 39.4-yard net average, topping Craig Hentrich's previous franchise high of 39.2 yards, set in 1998. Registered a career-high 86 punts for 3,747 yards (43.6 avg.). Set a career-high with 31 punts placed inside the 20-yard line in 2011. Ranked seventh in the AFC with a 39.4-yard net punt avg. Boomed 22 punts of 50 or more yards in 2011.

- Against Baltimore (9/18), punted three times for 119 yards with two punts placed inside the 20-yard line. Nailed a 55-yard punt in the first quarter. Pinned the Ravens deep in their own territory with a 33-yard punt that was downed by Gerald McRath at the Baltimore four-yard line in the opening stanza.

- Against Denver (9/25), punted four times for 176 yards (44.0 avg.). Boomed a 62-yard punt in the first quarter. Nailed a 51-yard punt later in the opening stanza. Kept a Titans' scoring drive alive by scooping up an errant snap and racing 21 yards down the right sideline in the second quarter.

- Against Houston (10/23), punted seven times for 319 yards (45.6 avg.) with two kicks inside the 20-yard line. Tallied a 44-yard punt that was downed at the Texans' eight-yard line in the first quarter. Boomed a 54-yard punt in the second quarter that went out of bounds at the Texans' six-yard line. Launched a 53-yard punt early in the third quarter.

- Against Indianapolis (10/30), tied a career-high with eight punts for 330 yards (41.3 avg.). Placed a 30-yard punt that was fair caught at the Colts' 13-yard line late in the first stanza. Boomed a 55-yard punt in the third

quarter and a 54-yard punt in the final stanza.

- At Indianapolis (12/18), punted seven times for 329 yards (47.0 avg.) with a 45.0-yard net avg. Boomed a 55-yard punt to the Colts' 14-yard line in the first quarter. Nailed a 58-yard punt early in the second stanza.

- Against Jacksonville (12/24), punted four times for 172 yards (43.0 avg.) with three kicks placed inside the 20-yard line. Nailed a 47-yard punt that was downed at the Jaguars' three-yard line in the first quarter. Placed a 30-yard punt that was downed at the Jaguars' eight-yard line in the second stanza. Boomed a 51-yard punt that was fair caught at the Jaguars' 16-yard line in the third quarter.

- At Houston (1/1), punted six times for 286 yards (47.7 avg.) and tied a season-best with four kicks placed inside the 20-yard line and a 45.8 net avg. Placed a 35-yard punt that was downed at the Texans' 10-yard line in the first quarter. Nailed a 47-yard punt that was downed at the Texans' three-yard line in the second stanza. Boomed a 58-yard punt in the third quarter. Booted a 52-yard punt that went out of bounds at the Texans' five-yard line in the fourth quarter.

**2010 (16/0 – Tennessee):** Appeared in all 16 games and finished fifth in the AFC with a 39.1-yard net avg. Registered career-highs with 77 punts, 3,302 yards and 39.1 net avg. Tied a career high with four punts inside the 20-yard line at San Diego (10/31/10). Set new career-high with 352 punt yards at Kansas City (12/26/10). Boomed a career-best 68-yard punt against Philadelphia (10/24/10).

- Against Oakland (9/12), punted four times for 200 yards (50.0 avg.) with two kicks placed inside the 20-yard line. Booted a 37-yard punt that was downed at the Raiders' nine-yard line in the second quarter. Boomed a 59-yard punt in the fourth quarter.

- At N.Y. Giants (9/26), punted five times for 214 yards (42.8 avg.). Placed a 37-yard punt that was downed by Michael Griffin at the Giants' one-yard line, which led to a Titans' safety in the third quarter. Boomed a 55-yard punt in the third quarter.

- At Jacksonville (10/18), punted twice for 98 yards (49.0 avg.) with one kick placed inside the Jaguars' 20-yard line. Boomed a 51-yard punt to the Jaguars' seven-yard line and Mike Thomas registered a one-yard loss on the return in the first quarter.

- At San Diego (10/31), punted six times for 279 yards (46.5 avg.) and tied a career high by placing four punts inside the Chargers' 20-yard line. Placed a 35-yard punt that was downed at the San Diego nine-yard line. Boomed a 63-yard punt late in the third quarter. Nailed a 48-yard punt that was downed at the Chargers' three-yard line.

- At Houston (11/28), punted seven times for 328 yards (46.9 avg.) with two kicks placed inside the 20-yard line. Boomed a 56-yard punt to the Houston nine-yard line in the first quarter. Nailed a 50-yard punt later in the opening stanza. Booted a 56-yard punt to the Houston 15-yard line in the third quarter.

**2009 (6/0 - Denver; 10/0 - Tennessee):** In 10 games with Titans, punted 37 times for 1,665 yards with 18 punts placed inside the 20-yard line and ranked fourth in the AFC with a 45.5 gross avg. Appeared in the first six games with the Denver Broncos and punted 27 times for 1,245 yards (46.1 avg.) while placing nine punts inside the 20-yard line.

- Against Dallas (10/4), boomed six punts for 305 yards (50.8 avg.) with two kicks downed inside the 20-yard line. Nailed four punts for a 55.3 average from Denver territory.

- Against Jacksonville (11/1), made his Titans debut and punted four times for 193 yards (48.3 avg.) with three punts placed inside the 20-yard line in the Titans' 30-13 victory. Boomed a 55-yard punt that sailed out of bounds at the Jaguars' seven-yard line in the second quarter. Nailed a 51-yard punt that was downed at the Jaguars' seven-yard line during the final stanza. Perfectly placed a 37-yard punt that was downed at the Jaguars' three-yard line late in the fourth quarter.

- Against Arizona (11/29), punted four times for 184 yards (46.0 avg.) with two kicks placed inside the 20-yard line in the Titans' 20-17 come-from-behind victory. Placed a 38-yard punt that was downed at the Cardinals' 10-yard line in the fourth quarter.

- At Seattle (1/3), punted four times for 214 yards (53.5 avg.), including a career-best 46.5 net avg. and a career-long 67-yard punt in the Titans' season-ending 17-13 victory. Nailed a 56-yard punt to the Seahawks' 19-yard line in the second quarter. Booted a career-best 67-yard punt in the second stanza.

**2008 (16/0 - Denver):** Appeared in all 16 games and ranked fifth in the league with a 46.7-yard gross punting average that marked the third-best



season total by a Bronco in club history (min. 45 punts). Received all-rookie honors from Pro Football Weekly/PFWA and The Sporting News. Punted 46 times for 2,150 yards (46.7 gross / 37.8 net) with 13 punts placed inside the 20-yard line. Tied for the third-fewest touchbacks in the NFL with four, marking the fewest in a season by a Bronco with at least 45 punts since 1997 (Tom Rouen, 4).

- Against San Diego (9/14), punted three times for 161 yards (53.7 avg.)
- Against Tampa Bay (10/5), posted five punts for 248 yards (49.6 avg.) with two kicks placed inside the 20-yard line.
- At N.Y. Jets (11/30), nailed five punts for 214 yards (42.8 avg.) with four kicks inside the 20-yard line.

#### COLLEGE:

- Played 47 career games at the University of Toledo, punting 189 times for 7,994 yards (42.3 avg.) with 59 punts placed inside the 20-yard line.
- Ranked second in the nation in gross punting average (46.1 yds., 52 punts for 2,399 yards) and was a finalist for the Ray Guy Award (nation's best punter) as a senior.
- Earned third team All-America honors as a senior as the only player from the Mid-American Conference to receive Associated Press All-America honors.
- Named Mid-American Conference's Special Teams Player of the Year as a senior.
- Earned a bachelor's degree in geography from Toledo and posted a

3.38 grade point average while earning CoSIDA second-team academic all-district recognition as a senior.

#### PERSONAL:

- Married to Tiffany Kern and the couple has a son, Bryce Jeremiah, and two daughters, Anelle Naomi and Quinn Eliana.
- Was a two-time first-team all-state selection at Grand Island High School in Grand Island, N.Y., and averaged 39 yards per punt as a senior and 42.5 yards per punt as a junior.
- Also played basketball and was a long jumper and high hurdler on the track team in high school.
- List of favorites: (movie) "Shooter"; (TV show) "Gold Rush"; (music artist) LeCrae, Thousand Foot Krutch, KB, TobyMac; (school subject) geography; (car) 1969 Dodge Charger; (video game) "FIFA," "Tiger Woods PGA Golf"; (food) spaghetti; and (book) the Bible.
- Follow Kern on Twitter and on Instagram: @brettkern6.
- Born Brett Alan Kern on Feb. 17, 1986, in Grand Island, N.Y.

## BRETT KERN'S GAME-BY-GAME

### 2008 Denver Broncos

Date	Opp	W/L	No	Yds	Avg	Net	TB	In 20	Lg	Blk
Sept 8	@ Oak	W	2	80	40.0	38.5	0	1	42	0
Sept 14	SD	W	3	161	53.7	42.0	1	1	64	0
Sept 21	NO	W	2	105	52.5	37.5	0	0	56	0
Sept 28	@ KC	L	2	77	38.5	38.0	0	0	51	0
Oct 5	TB	W	5	248	49.6	45.8	0	2	63	0
Oct 12	Jax	L	4	192	48.0	39.5	1	0	52	0
Oct 20	@ NE	L	5	243	48.6	32.0	1	1	62	0
Nov 2	Mia	L	4	185	46.3	45.0	0	3	61	0
Nov 6	@ Cle	W	1	29	29.0	24.0	0	0	29	0
Nov 16	@ Atl	W	3	127	42.3	39.3	0	1	52	0
Nov 23	Oak	L	2	112	56.0	11.5	0	0	60	0
Nov 30	@ NYJ	W	5	214	42.8	41.4	0	4	52	0
Dec 7	KC	W	1	52	52.0	20.0	0	0	52	0
Dec 14	@ Car	L	5	241	48.2	39.8	1	0	57	0
Dec 21	Buf	L	0	0	0.0	0.0	0	0	0	0
Dec 28	@ SD	L	2	84	42.0	34.0	0	0	46	0
<b>Totals</b>		<b>8-8</b>	<b>46</b>	<b>2,150</b>	<b>46.7</b>	<b>37.8</b>	<b>4</b>	<b>13</b>	<b>64</b>	<b>0</b>

### 2009 Denver Broncos/Tennessee Titans

Date	Opp	W/L	No	Yds	Avg	Net	TB	In 20	Lg	Blk
Sept 13	@ Cin	W	8	340	42.5	36.4	0	3	56	0
Sept 20	Cle	W	2	109	54.5	42.5	0	1	57	0
Sept 27	@ Oak	W	2	81	40.5	27.0	1	0	48	0
Oct 4	Dal	W	6	305	50.8	41.7	2	2	62	0
Oct 11	NE	W	5	231	46.2	37.8	1	2	64	0
Oct 19	@ SD	W	4	179	44.8	15.5	2	1	50	0
Nov 1	Jax	W	4	193	48.3	43.3	1	3	55	0
Nov 8	@ SF	W	5	217	43.4	44.0	0	2	57	0
Nov 15	Buf	W	3	119	39.7	31.3	0	2	58	0
Nov 23	@ Hou	W	4	176	44.0	41.5	0	2	51	0
Nov 29	Ari	W	4	184	46.0	41.3	1	2	56	0
Dec 6	@ Ind	L	2	78	39.0	39.0	0	1	46	0
Dec 13	StL	W	3	115	38.3	36.3	0	1	54	0
Dec 20	Mia	W	5	244	48.8	44.0	1	2	59	0
Dec 25	SD	L	3	125	41.7	39.7	0	2	46	0
Jan 3	@ Sea	W	4	214	53.5	46.5	1	1	67	0
<b>Totals</b>		<b>14-2</b>	<b>64</b>	<b>2,910</b>	<b>45.5</b>	<b>38.5</b>	<b>10</b>	<b>27</b>	<b>67</b>	<b>0</b>

\* First six games with Denver; final 10 games with Tennessee

### 2010 Tennessee Titans

Date	Opp	W/L	No	Yds	Avg	Net	TB	In 20	Lg	Blk
Sept 12	Oak	W	4	200	50.0	44.5	0	2	60	0
Sept 19	Pit	L	5	244	48.8	42.2	0	1	57	0
Sept 26	@ NYG	W	5	214	42.8	36.6	1	1	55	0
Oct 3	Den	L	6	245	40.8	31.5	1	0	60	0
Oct 10	@ Dal	W	5	174	34.8	34.6	0	2	45	0
Oct 18	@ Jax	W	2	98	49.0	50.0	0	1	51	0
Oct 24	Phi	W	4	192	48.0	44.0	0	0	68	0
Oct 31	@ SD	L	6	279	46.5	44.2	0	4	63	0
Nov 14	@ Mia	L	5	209	41.8	37.8	1	2	52	0
Nov 21	Was	L	5	169	33.8	31.4	0	2	51	0
Nov 28	@ Hou	L	7	328	46.9	43.6	0	2	56	0
Dec 5	Jax	L	2	72	36.0	36.0	0	0	40	0
Dec 9	Ind	L	4	165	41.3	41.3	0	0	46	0
Dec 19	Hou	W	4	150	37.5	34.5	0	2	46	0
Dec 26	@ KC	L	8	352	44.0	37.0	1	3	58	0
Jan 2	@ Ind	L	5	211	42.2	42.2	0	2	48	0
<b>Totals</b>		<b>6-10</b>	<b>77</b>	<b>3,302</b>	<b>42.9</b>	<b>39.1</b>	<b>4</b>	<b>24</b>	<b>68</b>	<b>0</b>

### 2011 Tennessee Titans

Date	Opp	W/L	No	Yds	Avg	Net	TB	In 20	Lg	Blk
Sept 11	@ Jax	L	7	291	41.6	34.3	1	2	48	0
Sept 18	Bal	W	3	119	39.7	38.3	0	2	55	0
Sept 25	Den	W	4	176	44.0	32.3	0	0	62	0
Oct 2	@ Cle	W	6	237	39.5	36.5	0	2	64	0
Oct 9	@ Pit	L	4	169	42.3	42.3	0	1	44	0
Oct 23	Hou	L	7	319	45.6	42.7	1	2	54	0
Oct 30	Ind	W	8	330	41.3	34.1	2	2	55	0
Nov 6	Cin	L	7	320	45.7	41.6	1	1	54	0
Nov 13	@ Car	W	5	221	44.2	38.2	1	1	48	0
Nov 20	@ Atl	L	5	225	45.0	39.6	0	0	57	0
Nov 27	TB	W	3	88	29.3	29.3	0	3	41	0
Dec 4	@ Buf	W	5	239	47.8	45.8	0	4	57	0
Dec 11	NO	L	5	226	45.2	37.6	1	1	52	0
Dec 18	@ Ind	L	7	329	47.0	45.0	0	3	58	0
Dec 24	Jax	W	4	172	43.0	41.8	0	3	51	0
Jan 1	@ Hou	W	6	286	47.7	45.8	0	4	58	0
<b>Totals</b>		<b>9-7</b>	<b>86</b>	<b>3,747</b>	<b>43.6</b>	<b>39.4</b>	<b>7</b>	<b>31</b>	<b>64</b>	<b>0</b>



# BRETT KERN'S GAME-BY-GAME CONT.

## 2012 Tennessee Titans

Date	Opp	W/L	No	Yds	Avg	Net	TB	In 20	Lg	Blk
Sept 9	NE	L	4	209	52.3	45.5	0	2	56	0
Sept 16	@ SD	L	7	361	51.6	48.6	1	3	63	0
Sept 23	Det	W	1	41	41.0	41.0	0	0	41	0
Sept 30	@ Hou	L	7	326	46.6	41.7	0	2	60	0
Oct 7	@ Min	L	6	256	42.7	42.8	0	3	53	0
Oct 11	Pit	W	5	261	52.2	44.8	1	2	61	0
Oct 21	@ Buf	W	3	124	41.3	34.7	1	2	57	0
Oct 28	Ind	L	3	130	43.3	39.0	0	1	61	0
Nov 4	Chi	L	6	299	49.8	30.0	1	1	59	1
Nov 11	@ Mia	W	4	208	52.0	48.0	0	3	71	0
Nov 25	@ Jax	L	4	201	50.3	49.0	0	1	57	0
Dec 2	Hou	L	6	303	50.5	39.3	0	2	70	0
Dec 9	@ Ind	L	3	165	55.0	47.0	0	1	57	0
Dec 17	NYJ	W	10	391	39.1	36.4	1	4	55	0
Dec 23	@ GB	L	8	376	47.0	34.4	0	2	54	0
Dec 30	Jax	W	4	204	51.0	35.8	0	1	55	1
<b>Totals</b>		<b>6-10</b>	<b>81</b>	<b>3,855</b>	<b>47.6</b>	<b>40.4</b>	<b>5</b>	<b>30</b>	<b>71</b>	<b>2</b>

## 2013 Tennessee Titans

Date	Opp	W/L	No	Yds	Avg	Net	TB	In 20	Lg	Blk
Sept 8	@ Pit	W	5	208	41.6	41.4	0	4	55	0
Sept 15	@ Hou	L	8	382	47.8	46.6	0	1	54	0
Sept 22	SD	W	3	140	46.7	44.3	0	2	63	0
Sept 29	NYJ	W	7	293	41.9	40.9	0	4	54	0
Oct 6	KC	L	6	272	45.3	38.8	0	2	56	0
Oct 13	@ Sea	L	4	140	35.0	31.3	0	1	46	0
Oct 20	SF	L	6	263	43.8	43.8	0	3	55	0
Nov 3	@ StL	W	5	228	45.6	35.0	1	1	55	0
Nov 10	Jax	L	5	219	43.8	42.6	0	1	53	0
Nov 14	Ind	L	3	117	39.0	34.0	0	0	48	0
Nov 24	@ Oak	W	4	163	40.8	29.0	0	1	49	1
Dec 1	@ Ind	L	6	222	37.0	32.2	0	4	35	0
Dec 8	@ Den	L	4	201	50.3	43.5	0	0	62	0
Dec 15	Ari	L	3	145	48.3	48.3	0	2	51	0
Dec 22	@ Jax	W	3	140	46.7	38.7	1	0	50	0
Dec 29	Hou	W	6	253	42.2	42.2	0	6	56	0
<b>Totals</b>		<b>7-9</b>	<b>78</b>	<b>3,386</b>	<b>43.4</b>	<b>39.7</b>	<b>2</b>	<b>32</b>	<b>63</b>	<b>1</b>

## 2014 Tennessee Titans

Date	Opp	W/L	No	Yds	Avg	Net	TB	In 20	Lg	Blk
Sept 7	@ KC	W	6	304	50.7	42.8	0	3	63	0
Sept 14	Dal	L	5	225	45.0	38.0	1	1	54	0
Sept 21	@ Cin	L	4	141	35.3	25.3	2	0	45	0
Sept 28	@ Ind	L	6	265	44.2	41.8	0	2	55	0
Oct 5	Cle	L	4	188	47.0	34.8	0	1	54	1
Oct 12	Jax	W	5	249	49.8	39.8	2	3	69	0
Oct 19	@ Was	L	5	196	39.2	39.0	0	2	44	0
Oct 26	Hou	L	6	310	51.7	48.7	0	2	62	0
Nov 9	@ Bal	L	8	414	51.8	48.8	0	0	58	0
Nov 17	Pit	L	4	141	35.3	31.8	0	2	51	0
Nov 23	@ Phi	L	6	294	49.0	40.7	0	2	57	0
Nov 30	@ Hou	L	5	226	45.2	41.2	0	2	58	0
Dec 7	NYG	L	6	284	47.3	39.2	0	1	55	0
Dec 14	NYJ	L	6	295	49.2	45.3	0	3	56	0
Dec 18	@ Jax	L	5	203	40.6	34.4	1	1	51	0
Dec 28	Ind	L	7	383	54.7	46.1	1	3	79	0
<b>Totals</b>		<b>2-14</b>	<b>88</b>	<b>4,118</b>	<b>46.8</b>	<b>40.8</b>	<b>7</b>	<b>28</b>	<b>79</b>	<b>1</b>

## 2015 Tennessee Titans

Date	Opp	W/L	No	Yds	Avg	Net	TB	In 20	Lg	Blk
Sept 13	@ TB	W	4	189	47.3	43.0	0	1	57	0
Sept 20	@ Cle	L	6	298	49.7	24.0	0	1	55	0
Sept 27	Ind	L	5	212	42.4	42.4	0	2	49	0
Oct 11	Buf	L	6	251	41.8	31.8	1	3	58	0
Oct 18	Mia	L	3	125	41.7	39.7	0	2	61	0
Oct 25	Atl	L	7	305	43.6	41.9	0	5	54	0
Nov 1	@ Hou	L	7	349	49.9	45.9	0	3	60	0
Nov 8	@ NO	W	5	253	50.6	46.4	0	2	56	0
Nov 15	Car	L	5	259	51.8	39.6	0	0	56	0
Nov 19	@ Jax	L	5	226	45.2	30.0	0	2	56	0
Nov 29	Oak	L	6	287	47.8	39.7	0	1	60	0
Dec 6	Jax	W	3	133	44.3	38.3	0	1	51	0
Dec 13	@ NYJ	L	6	289	48.2	42.8	0	1	55	0
Dec 20	@ NE	L	5	272	54.4	47.2	0	1	61	0
Dec 27	Hou	L	9	427	47.4	43.3	0	7	60	0
Jan 3	@ Ind	L	6	300	50.0	47.0	0	2	52	0
<b>Totals</b>		<b>3-13</b>	<b>88</b>	<b>4,175</b>	<b>47.4</b>	<b>40.3</b>	<b>1</b>	<b>34</b>	<b>61</b>	<b>0</b>

## 2016 Tennessee Titans

Date	Opp	W/L	No	Yds	Avg	Net	TB	In 20	Lg	Blk
Sept 11	Min	L	5	231	46.2	38.4	1	1	64	0
Sept 18	@ Det	W	3	142	47.3	39.7	0	1	54	0
Sept 25	Oak	L	6	311	51.8	45.5	0	3	62	0
Oct 2	@ Hou	L	5	257	51.4	30.6	1	1	71	0
Oct 9	@ Mia	W	5	175	35.0	17.8	0	3	51	0
Oct 16	Cle	W	5	225	45.0	43.8	0	3	52	0
Oct 23	Ind	L	4	188	47.0	42.5	0	3	62	0
Oct 27	Jax	W	4	155	38.8	38.8	0	2	44	0
Nov 6	@ SD	L	4	182	45.5	44.8	0	1	55	0
Nov 13	GB	W	4	166	41.5	38.0	0	0	46	0
Nov 20	@ Ind	L	5	219	43.8	37.4	1	1	57	0
Nov 27	@ Chi	W	4	177	44.3	43.3	0	2	47	0
Dec 11	Den	W	7	308	44.0	38.1	1	3	61	0
Dec 18	@ KC	W	4	142	35.5	34.8	0	0	38	0
Dec 24	@ Jax	L	7	313	44.7	43.3	0	3	54	0
Jan 1	Hou	W	5	211	42.2	41.0	0	5	48	0
<b>Totals</b>		<b>9-7</b>	<b>77</b>	<b>3,402</b>	<b>44.2</b>	<b>38.6</b>	<b>4</b>	<b>32</b>	<b>71</b>	<b>0</b>

## 2017 Tennessee Titans

Date	Opp	W/L	No	Yds	Avg	Net	TB	In 20	Lg	Blk
Sept 10	Oak	L	4	188	47.0	40.8	1	2	53	0
Sept 17	@ Jax	W	3	125	41.7	40.3	0	0	42	0
Sept 24	Sea	W	6	341	56.8	48.2	1	2	66	0
Oct 1	@ Hou	L	5	246	49.2	48.4	0	1	54	0
Oct 8	@ Mia	L	10	549	54.9	50.2	0	4	71	0
Oct 16	Ind	W	1	44	44.0	44.0	0	1	44	0
Oct 22	@ Cle	W	4	208	52.0	43.8	1	2	58	0
Nov 5	Bal	W	5	256	51.2	46.8	0	3	56	0
Nov 12	Cin	W	6	339	56.5	42.2	2	1	74	0
Nov 16	@ Pit	L	3	142	47.3	39.7	0	0	54	0
Nov 26	@ Ind	W	3	139	46.3	46.3	0	1	58	0
Dec 3	Hou	W	4	199	49.8	42.5	0	2	59	0
Dec 10	@ Ari	L	6	313	52.2	46.7	0	2	58	0
Dec 17	@ SF	L	2	111	55.5	49.5	0	1	59	0
Dec 24	LAR	L	4	145	36.3	35.5	0	2	62	0
Dec 31	Jax	W	9	383	42.6	41.1	0	4	70	0
<b>Totals</b>		<b>9-7</b>	<b>75</b>	<b>3,728</b>	<b>49.7</b>	<b>44.6</b>	<b>5</b>	<b>28</b>	<b>74</b>	<b>0</b>

## Playoffs

Jan 6	@ KC	W	3	131	43.7	41.0	0	2	57	0
Jan 13	@ NE	L	7	316	45.1	41.3	0	2	62	0
<b>Totals</b>		<b>1-1</b>	<b>10</b>	<b>447</b>	<b>44.7</b>	<b>41.2</b>	<b>0</b>	<b>4</b>	<b>62</b>	<b>0</b>

## 2018 Tennessee Titans

Date	Opp	W/L	No	Yds	Avg	Net	TB	In 20	Lg	Blk
Sept 9	@ Mia	L	4	179	44.8	44.5	0	4	55	0
Sept 16	Hou	W	5	261	52.2	47.2	0	1	62	0
Sept 23	@ Jax	W	6	280	46.7	41.5	1	3	54	0
Sept 30	Phi	W	5	254	50.8	38.4	1	2	58	0
Oct 7	@ Buf	L	2	106	53.0	49.0	0	1	61	0
Oct 14	Bal	L	9	375	41.7	36.1	0	3	52	0
Oct 21	@ LAC	L	2	103	51.5	44.5	0	0	54	0
Nov 5	@ Dal	W	1	45	45.0	38.0	0	1	45	0
Nov 11	NE	W	5	241	48.2	42.2	0	2	55	0
Nov 18	@ Ind	L	6	296	49.3	38.5	0	3	58	0
Nov 26	@ Hou	L	6	298	49.7	43.5	0	2	59	0
Dec 2	NYJ	W	6	266	44.3	34.6	1	1	53	1
Dec 6	Jax	W	2	118	59.0	59.0	0	1	62	0
Dec 16	@ NYG	W	5	220	44.0	43.6	0	5	57	0
Dec 22	Was	W	4	169	42.3	42.3	0	4	50	0
Dec 30	Ind	L	6	272	45.3	45.3	0	6	58	0
<b>Totals</b>		<b>9-7</b>	<b>74</b>	<b>3,483</b>	<b>47.1</b>	<b>41.7</b>	<b>3</b>	<b>39</b>	<b>62</b>	<b>1</b>

## BRETT KERN'S NFL STATISTICS

### REGULAR SEASON

		PUNTING										
Year	Team	GP	No.	Yds	Avg	Ret	Yds	TB	In	Lg	Blk	Net
2008	Denver	16	46	2,150	46.7	28	330	4	13	64	0	37.8
2009	Denver/Tennessee	16	64	2,910	45.5	27	249	10	27	67	0	38.5
2010	Tennessee	16	77	3,302	42.9	35	214	4	24	68	0	39.1
2011	Tennessee	16	86	3,747	43.6	36	221	7	31	64	0	39.4
2012	Tennessee	16	81	3,855	47.6	39	405	5	30	71	2	40.4
2013	Tennessee	16	78	3,386	43.4	35	210	2	32	63	1	39.7
2014	Tennessee	16	88	4,118	46.8	43	350	7	28	79	1	40.8
2015	Tennessee	16	88	4,175	47.4	47	605	1	34	61	0	40.3
2016	Tennessee	16	77	3,402	44.2	36	347	4	32	71	0	38.6
2017	Tennessee	16	75	3,728	49.7	40	286	5	28	74	0	44.6
2018	Tennessee	16	74	3,483	47.1	33	296	3	39	62	1	41.7
<b>NFL Totals</b>		<b>176</b>	<b>834</b>	<b>38,256</b>	<b>45.9</b>	<b>399</b>	<b>3,513</b>	<b>52</b>	<b>318</b>	<b>79</b>	<b>5</b>	<b>40.2</b>

### PLAYOFFS

		PUNTING										
Year	Team	GP	No.	Yds	Avg	Ret	Yds	TB	In	Lg	Blk	Net
2017	Tennessee	2	10	447	44.7	5	35	0	4	62	0	41.2
<b>NFL Totals</b>		<b>2</b>	<b>10</b>	<b>447</b>	<b>44.7</b>	<b>5</b>	<b>35</b>	<b>0</b>	<b>4</b>	<b>62</b>	<b>0</b>	<b>41.2</b>

### Single-Game Highs

Punts - 10 (Twice, last at Miami 10/8/17)  
 Yards - 549 at Miami (10/8/17)  
 Gross Avg. - 56.8 vs. Seattle (9/24/17)  
 Net Avg. - 50.2 at Miami (10/8/17)  
 Long Punt - 79 vs. Indianapolis (12/28/14)  
 In20 - 7 vs. Houston (12/27/15)

### Playoff Single-Game Highs

Punts - 7 at New England (1/13/18)  
 Yards - 316 at New England (1/13/18)  
 Gross Avg. - 45.1 at New England (1/13/18)  
 Net Avg. - 41.3 at New England (1/13/18)  
 Long Punt - 62 at New England (1/13/18)  
 In20 - 2 (Twice, last at New England (1/13/18))

### Additional Statistics

Rushing - 1 rush for 21 yards vs. Denver (9/25/11)  
 Tackles - 1 (2012), **1 (2018)**



# 97 DARIUS KILGO

NOSE TACKLE • 6'3" • 320 LBS • COLLEGE: MARYLAND

ACQUIRED: FREE AGENT - 2018 • NFL EXPERIENCE (NFL/TITANS): 3/1

HOMETOWN: MATTHEWS, N.C.

GAMES PLAYED/GAMES STARTED: 29/0 (PLAYOFFS: 0/0)



## Super Bowls: 2015, 2016

**PRO:** The Titans signed free agent nose tackle Darius Kilgo to the practice squad during Week 2 of the 2018 season and promoted him to the 53-man roster in Week 4. The 6-foot-3-inch, 320-pound defensive lineman was originally drafted by the Denver Broncos in the sixth round (203rd overall) of the 2015 NFL Draft. The Matthews, N.C., native has also spent time with the New England Patriots and Jacksonville Jaguars.

### TITANS TIDBITS:

- Kilgo was on the practice squad of the Denver Broncos when the team won Super Bowl L, and the practice squad of the New England Patriots when the team won Super Bowl LI.

### CAREER HIGHLIGHTS:

- In 2015, Kilgo appeared in nine games for the Broncos as a rookie and compiled six tackles and one pass defended.

### CAREER TRANSACTIONS:

- The Matthews, N.C., native was selected by the Denver Broncos in the sixth round (203rd overall) of the 2015 NFL Draft.
- Waived by the Broncos on Nov. 25, 2016.
- Claimed off of waivers by the New England Patriots on Nov. 28, 2016.
- Waived by the Patriots on Dec. 8, 2016 and signed to their practice squad two days later.
- Signed by the Patriots to a futures contract on Feb. 7, 2017.
- Waived by the Patriots on Sept. 2, 2017 and signed to their practice squad a day later.
- Waived by the Patriots on Sept. 4, 2017.
- Signed by the Jacksonville Jaguars to the team's practice squad on Sept. 8, 2017.
- Waived by the Jaguars on Jan. 29, 2018.
- Signed by the Houston Texans on Jan. 30, 2018.
- Waived by the Texans on Sept. 1, 2018 and signed to the team's practice squad a day later.
- Waived by the Texans on Sept. 11, 2018.
- Signed by the Titans to the team's practice squad on Sept. 18, 2018.
- Signed by the Titans to the active roster from the practice squad on Sept. 28, 2018.

### SEASON RECAPS:

**2018 (11/0 - Tennessee):** Saw action in 11 games in his first season with the Titans and collected five tackles, four quarterback pressures and a stop for loss. Was inactive for one game and did not play in another contest. Joined the team in Week 3 and spent one game on the team's practice squad before being signed to the active roster. Tied for the team lead in quarterback pressures once in 2018 (at IND).

- Against Philadelphia (9/30), was inactive.
- At Buffalo (10/7), made his Titans' debut as a reserve at nose tackle.
- Against Baltimore (10/14), played as a reserve at nose tackle and amassed a tackle.
- At Los Angeles Chargers in London (10/21), saw limited action as a reserve at nose tackle.
- At Dallas (11/5), played limited snaps as a reserve defensive tackle and notched a stop for loss. Stuffed Ezekiel Elliott for no gain on a rush off right guard late in the third quarter.
- Against New England (11/11), saw action as a reserve at nose tackle and notched two quarterback pressures.
- At Indianapolis (11/18), played as a reserve at nose tackle and collected three tackles and a quarterback pressure.

- At Houston (11/26), saw action as a reserve at nose tackle.
- Against N.Y. Jets (12/2), played as a reserve at nose tackle.
- Against Jacksonville (12/6), saw action as a reserve at nose tackle and amassed a quarterback pressure.
- At N.Y. Giants (12/16), dressed but did not play.
- Against Washington (12/22), played limited snaps as a reserve on the defensive front.
- Against Indianapolis (12/30), saw action as a reserve on the defensive front.

**2017 (0/0 - Jacksonville):** Spent the entire season as a member of the Jaguars practice squad.

**2016 (9/0 - Denver; 0/0 - New England):** Appeared in nine games for the Broncos before being waived Week 12, and totaled five tackles and one quarterback hurry. Signed by the New England Patriots during Week 13 and was inactive for one contest before being signed to the team's practice squad for the remainder of the season.

- Against Atlanta (10/9), recorded one tackle and one quarterback pressure.

**2015 (9/0 - Denver):** Spent his entire rookie season with the Broncos and appeared in nine contests. Totaled six tackles and one pass defended.

- Against Baltimore (9/13), made his NFL debut and recorded two tackles.

### COLLEGE:

- In four seasons at Maryland, Kilgo appeared in 43 games with 36 starts for the Terrapins. He totaled 123 tackles, 5.5 sacks, three passes defended, one forced fumble and five fumble recoveries.
- As a senior (2014), started all 13 games and was named an honorable mention All-Big Ten selection after posting a career-high 41 tackles, two sacks, and three fumble recoveries.
- As a junior (2013), appeared in 13 contests and made 12 starts. Recorded 37 tackles, two sacks and one pass defended. Served as a member of Maryland's leadership council.
- As a sophomore (2012), saw action in 12 games with 11 starts and totaled 40 tackles, 1.5 sacks, one forced fumble and one fumble recovery.
- As a redshirt freshman (2011), played in five games as a reserve defensive lineman and tallied five tackles.
- As a freshman (2010), redshirted.
- Graduated from Maryland with a degree in criminal justice.

### PERSONAL:

- Attended Weddington (N.C.) High School where he recorded 67 tackles, four sacks and two forced fumbles as a senior.
- Earned all-conference and all-county honors as a junior after he posted 83 tackles, five sacks and three forced fumbles.
- Also lettered in basketball and track and field.
- Follow Kilgo on Twitter @D\_kilgo97.
- Follow Kilgo on Instagram @big\_kill3.
- Son of Daren and Traci Kilgo.
- Born Darius Kilgo on Dec. 14, 1991 in Matthews, N.C.

## DARIUS KILGO'S TITANS DEFENSIVE GAME-BY-GAME

### 2018 Tennessee Titans

Date	Opp	W/L	P/S	Tot	Solo	Asst	Sk	- Yds	QBP	TFL	Int	- Yds	-TD	PD	FF	FR	- Yds	SpT
Sept 30	Phi	W	IA															
Oct 7	@ Buf	L	p	0	0	0	0.0	0.0	0	0	0	0	0	0	0	0	0	0
Oct 14	Bal	L	p	1	0	1	0.0	0.0	0	0	0	0	0	0	0	0	0	0
Oct 21	@ LAC	L	p	0	0	0	0.0	0.0	0	0	0	0	0	0	0	0	0	0
Nov 5	@ Dal	W	p	1	1	0	0.0	0.0	0	1	0	0	0	0	0	0	0	0
Nov 11	NE	W	p	0	0	0	0.0	0.0	2	0	0	0	0	0	0	0	0	0
Nov 18	@ Ind	L	p	3	2	1	0.0	0.0	1	0	0	0	0	0	0	0	0	0
Nov 26	@ Hou	L	p	0	0	0	0.0	0.0	0	0	0	0	0	0	0	0	0	0
Dec 2	NYJ	W	p	0	0	0	0.0	0.0	2	0	0	0	0	0	0	0	0	0

Dec 6	Jax	W	p	0	0	0	0.0	0.0	1	0	0	0	0	0	0	0	0	0
Dec 16	@ NYG	WDNP																
Dec 22	Was	W	p	0	0	0	0.0	0.0	0	0	0	0	0	0	0	0	0	0
Dec 30	Ind	L	p	0	0	0	0.0	0.0	0	0	0	0	0	0	0	0	0	0
<b>Totals</b>		<b>7-6</b>	<b>11/0</b>	<b>5</b>	<b>3</b>	<b>2</b>	<b>0.0</b>	<b>0.0</b>	<b>4</b>	<b>1</b>	<b>0</b>	<b>0</b>	<b>0</b>	<b>0</b>	<b>0</b>	<b>0</b>	<b>0</b>	<b>0</b>

## DARIUS KILGO'S NFL STATISTICS

### REGULAR SEASON

Year	Team			TACKLES						INTERCEPTIONS						FUMBLES			
		GP	GS	Tot	Solo	Asst	Sk	Yds	QBP	TFL	No	Yds	Lg	TD	PD	FF	FR	Yds	SpT
2015	Denver	9	0	6	5	1	0.0	0.0	0	0	0	0	-	0	1	0	0	0	0
2016	DEN/NE	9	0	5	2	3	0.0	0.0	1	0	0	0	-	0	0	0	0	0	0
2017	Jacksonville																		
								Practice Squad											
2018	Tennessee	11	0	5	3	2	0.0	0.0	4	1	0	0	0	0	0	0	0	0	0
<b>NFL Totals</b>		<b>29</b>	<b>0</b>	<b>16</b>	<b>10</b>	<b>6</b>	<b>0.0</b>	<b>0.0</b>	<b>5</b>	<b>1</b>	<b>0</b>	<b>0</b>	<b>0</b>	<b>0</b>	<b>1</b>	<b>0</b>	<b>0</b>	<b>0</b>	<b>0</b>

### Single-Game Highs

Tackles - **3 at Indianapolis (11/18/18)**

Passes Defensed - 1 at Chicago (11/22/15)





# 64 JOSH KLINE

GUARD • 6'3" • 300 LBS • COLLEGE: KENT STATE

ACQUIRED: WAIVERS (NE) - 2016

NFL EXPERIENCE (NFL/TITANS): 6/3 • HOMETOWN: MASON, OHIO

GAMES PLAYED/GAMES STARTED: 79/64 (PLAYOFFS: 6/5)



## Super Bowl: 2014

**PRO:** The Titans claimed Josh Kline off waivers from the New England Patriots prior to the start of 2016 regular season to add competition, experience and depth to the interior of the offensive line. He started 30 of the next 32 games in his first two seasons with the club before signing a contract extension in 2018. The 6-foot-3-inch, 300-pounder spent the first three seasons of his NFL career with the New England Patriots and was a member of their 2014 Super Bowl championship team.

### CAREER HIGHLIGHTS:

- In 2017, Kline recorded 16 starts for the first time in his career—all at right guard.
- In 2016, Kline started 14 games at right guard in his first season with the Titans and was a part of an offensive front that blocked for the NFL's third-ranked rushing attack which averaged 136.7 rush yards per game.
- In 2015, Kline made 13 starts at both guard spots for the Patriots and blocked for the NFL's sixth-ranked offense which averaged 374.4 total yards per game.

### TITANS TIDBITS:

- Kline was a standout wrestler in high school, winning the state title as a senior and finishing with a 45-1 record that year.

### CAREER TRANSACTIONS:

- A native of Mason, Ohio, Kline was originally signed by the New England Patriots as a rookie free agent on May 3, 2013.
- Released by the Patriots on Sept. 2, 2013 and signed to the team's practice squad on Sept. 4, 2013.
- Signed by the Patriots to their active roster from the practice squad on Sept. 7, 2013.
- Released by the Patriots on Sept. 11, 2013 and signed to the team's practice squad on Sept. 13, 2013.
- Signed by the Patriots to their active roster from the practice squad on Nov. 2, 2013.
- Released by the Patriots on Sept. 7, 2016.
- Claimed by the Titans off waivers from the Patriots on Sept. 8, 2016.

### SEASON RECAPS:

**2018 (16/16 - Tennessee):** Started all 16 games at right guard for the second consecutive season.

- At Miami (9/9), started at right guard and was a member of an offensive front that did not allow a sack on 38 pass attempts.
- Against Houston (9/16), started at right guard.
- At Jacksonville (9/23), started at right guard and was a part of an offensive front that opened holes for Titans' rushers to gain 150 yards on the ground.
- Against Philadelphia (9/30), started at right guard and was a part of an offensive line that helped amass 397 total yards.
- At Buffalo (10/7), started at right guard.
- Against Baltimore (10/14), started at right guard.
- At Los Angeles Chargers in London (10/21), started at right guard and helped block for Titans' ball carriers to gain 164 yards on the ground. Left the game late in the fourth quarter with an injury.
- At Dallas (11/5), started at right guard and helped the Titans' offense accumulate 340 total yards.
- Against New England (11/11), started at right guard and was a part of an offensive front that opened holes for Titans' rushers to gain 150 yards on the ground.
- At Indianapolis (11/18), started at right guard.
- At Houston (11/26), started at right guard.

- Against N.Y. Jets (12/2), started at right guard.
- Against Jacksonville (12/6), started at right guard and helped open holes for Titans' ball carriers to gain 264 yards on the ground, including a franchise-best 238 rushing yards by Derrick Henry. Part of an offensive front that allowed just one sack for zero yards on 24 pass attempts.
- At N.Y. Giants (12/16), started at right guard and helped block for Titans' rushers to amass 215 yards, including a 170-yard performance by Derrick Henry.
- Against Washington (12/22), started at right guard.
- Against Indianapolis (12/30), started at right guard and was a member of an offensive front that did not allow a sack on 29 pass attempts.

**2017 (16/16, 2/2 - Tennessee):** Started all 16 games and both postseason contests at right guard in his second campaign with the Titans.

- Against Oakland (9/10), was a part of an offensive line that helped produce 350 total yards and allow just one sack on 41 pass attempts.
- At Jacksonville (9/17), opened holes for a rushing attack that amassed 179 yards on 36 carries (5.0 avg.). Member of a unit that allowed just one sack on 27 pass attempts.
- Against Seattle (9/24), helped block for Titans' ball carriers to collect 195 rushing yards on 35 carries (5.6 avg.). Member of an offensive front that did not allow a sack on 32 pass attempts.
- Against Indianapolis (10/16), was a member of an offensive front that helped produce 473 total yards and allow just one sack for one yard on 32 pass attempts.
- Against Cincinnati (11/12), helped open holes for Titans' rushers to gain 180 yards on the ground.
- Against Houston (12/3), helped open holes for Titans' ball carriers to gain 198 yards on 25 carries with two scores on the ground.
- Against Los Angeles Rams (12/24), was a member of an offensive line that allowed just one sack on 39 pass attempts.
- At Kansas City (1/6), started at right guard and helped open holes for Titans' ball carriers to gain 202 rushing yards on 31 carries (6.5 avg.).

**2016 (14/14 - Tennessee):** Started 14 games at right guard in his first season with the Titans and was a part of an offensive front that blocked for the NFL's third-ranked rushing attack which averaged 136.7 rush yards per game. Was inactive for the first two contests after being acquired off waivers from the Patriots on Sept. 8.

- Against Oakland (9/25), started at right guard and was a part of an offensive line that helped produce 393 total yards and allow just one sack on 33 pass attempts.
- At Miami (10/9), was a member of an offensive front that opened holes for Titans' rushers to gain 235 yards on the ground and did not allow a sack on 29 pass attempts.
- Against Cleveland (10/16), blocked for an offense that compiled a season-high 407 total yards, including 137 rushing yards.
- Against Jacksonville (10/27), opened holes for Titans' ball carriers to accumulate 214 yards on the ground. Was a part of an offensive front that did not allow a sack in 23 pass attempts.
- At San Diego (11/6), was a part of an offensive line that did not allow a sack on 43 pass attempts.
- Against Green Bay (11/13), blocked for an offense that amassed 446 total yards and six touchdowns in a 47-25 victory against the Packers.
- At Chicago (11/27), was a member of an offensive front that did not allow a sack on 23 pass attempts. Blocked for Titans' ball carriers to gain 149 yards on the ground.
- Against Denver (12/11), was a part of an offensive line that opened holes for Titans' rushers to amass 180 rushing yards on 42 carries in a 13-10

victory over the Broncos.

- At Kansas City (12/18), helped pave the way for Titans' ball carriers to gain 148 yards on the ground. Member of an offensive front that allowed just one sack for zero yards on 33 pass attempts.

**2015 (14/13, 2/2 - New England):** Played in 14 regular season games with 13 starts - seven at right guard and six at left guard. Due to injuries and rotations, appeared at both guard spots in several games throughout the season. Started at left guard for both playoff contests. Was inactive due to injury twice.

- Against Washington (11/8), started at right guard and rotated between both guard positions in the win. Despite injuries and changes to the rotation, the Patriots rushed for 161 yards rushing and did not allow a sack in the game.

**2014 (12/4, 2/1 - New England):** Played in 12 regular season games with four starts - two at right guard and two at left guard. Played in two playoff games and made his first career playoff start at right guard in the AFC Championship win. Was inactive for four games.

- At Buffalo (10/12), started his first game of the season at right guard in the win when Ryan Wendell replaced an injured Bryan Stork at center.
- Against Seattle (2/1), dressed but did not play in the Super Bowl XLIX win.

**2013 (7/1, 0/0 - New England):** Played in seven regular-season games with one start. Spent majority of the season on the practice squad with two separate stints on the 53-man roster. Was active but did not play in the postseason.

- Against Pittsburgh (11/3), appeared in his first NFL game coming in at left guard for the final play kneel down.
- At Miami (12/15), came on to play left guard after Nate Solder left with a head injury and Logan Mankins slid over to left tackle.
- At Baltimore (12/22), made the first start of his career at left guard in place of Logan Mankins starting at left tackle for an injured Nate Solder.

#### COLLEGE:

- Appeared at right guard, right tackle and on special teams in four seasons after redshirting as a freshman.
- Named to Phil Steele's All-MAC team and earned second-team All-MAC honors as a senior.
- As a senior, played primarily at left guard. Earned second-team all Mid-American Conference honors as the Golden Flashes had their best season in 40 years, going 11-3 overall, winning the MAC East title and playing in the MAC Championship Game.
- As a junior in 2011, started 12 games making seven starts at right tackle before sliding inside to right guard for the final five games.
- As a sophomore in 2010, started in eight of 12 games.
- Redshirted in 2008 before playing in all 12 games of his redshirt freshman campaign in 2009.
- Majored in history at Kent State.

#### PERSONAL:

- Married his wife, Natalie, during the 2016 offseason.
- Was two-time second-team all-conference pick at Mason (Ohio) High School.
- Played tackle and center, earning second-team All-Greater Miami Conference honors as the Comets' center his senior year.
- Follow Kline on Twitter at @joshkline64.
- Follow Kline on Instagram at @jkline64.
- Born Josh Kline on Dec. 29, 1989 in Hoffman Estates, Ill.

## JOSH KLINE'S NFL STATISTICS

### REGULAR SEASON

Year	Team	GP	GS
2013	New England	7	1
2014	New England	12	4
2015	New England	14	13
2016	Tennessee	14	14
2017	Tennessee	16	16
2018	Tennessee	16	16
NFL Totals		79	64

### PLAYOFFS

Year	Team	GP	GS
2013	New England	0	0
2014	New England	2	1
2015	New England	2	2
2017	Tennessee	2	2
NFL Totals		6	5

### Starts Breakdown:

2013 - LG 1; 2014 - 2 LG, 2 RG (Playoffs - RG 1); 2015 - 7 RG, 6 LG (Playoffs - LG 2); 2016 - RG 14; 2017 - RG 16 (Playoffs - RG 2); 2018 - RG 16

### Additional Career Statistics

Tackles - 1 (2015), 1 (2016), **3 (2018)**



# 58 HAROLD LANDRY III

OUTSIDE LINEBACKER • 6'2" • 252 LBS • COLLEGE: BOSTON COLLEGE  
ACQUIRED: 2ND ROUND - 2018 • NFL EXPERIENCE (NFL/TITANS): ROOKIE  
HOMETOWN: SPRING LAKE, N.C.  
GAMES PLAYED/GAMES STARTED: 15/3 (PLAYOFFS: 0/0)



**PRO:** The Titans traded up to select outside linebacker Harold Landry with the 41st overall pick in the second round of the 2018 NFL Draft. The 6-foot-2-inch, 252-pound defender possesses a unique ability to bend the edge as a pass rusher and use his speed, athleticism and long arms to get to the quarterback. He finished his career at Boston College ranked second in school history with 26 career sacks.

#### CAREER HIGHLIGHTS:

- Landry's 26 career sacks at Boston College were exceeded in school history by only Mathias Kiwanuka (37.5 from 2002-05).
- In 2016, he set a Boston College record and led the nation with 16.5 sacks. His seven forced fumbles also ranked first nationally.

#### TITANS TIDBITS:

- Landry could have entered the NFL Draft following his 16.5-sack junior season at Boston College. However, he chose to stay in school and received his degree in communications in December 2017.
- Landry enjoys traveling. One of his favorite getaways is Destin, Fla.
- He and his son, Greyson, share the same June 5 birthday.

#### CAREER TRANSACTIONS:

- The Spring Lake, N.C., native was selected by the Titans in the second round (41st overall) of the 2018 NFL Draft.

#### SEASON RECAPS:

**2018 (15/3):** Played in 15 games with three starts at outside linebacker as a rookie. Tied for third on the team with 4.5 sacks and tied for second on the squad with 18 quarterback pressures. Collected 46 tackles, two stops for loss, two passes defended and a forced fumble. Notched four special teams tackles on coverage units. Was inactive for the regular season opener. Led or tied for the team lead in sacks four times in 2018 (vs. PHI, at DAL, vs. WAS, vs. IND). Led or tied for the team lead in quarterback pressures three times in 2018 (at IND, at NYG, vs. IND). Tied for the team lead in special teams tackles once in 2018 (at BUF). Saw action in his first career NFL game against Houston (9/16/18). Registered his first career sack against Philadelphia (9/30/18). Made his first career start at N.Y. Giants (12/16/18).

- At Miami (9/9), was inactive.
- Against Houston (9/16), made his NFL debut as a reserve at outside linebacker and tallied a tackle and two quarterback pressures.
- At Jacksonville (9/23), played as a reserve at outside linebacker and posted three tackles and a quarterback pressure. Halted a Jaguars' drive by stonewalling T.J. Yeldon for no gain on a short pass on third-and-10 late in the second quarter.
- Against Philadelphia (9/30), played as a reserve at outside linebacker and notched four tackles, including a sack, a stop for loss, a forced fumble and a quarterback pressure. Dropped Jay Ajayi for a two-yard loss on a short pass in the first quarter. Came off the edge and strip-sacked Carson Wentz and the fumble was recovered by Derrick Morgan at the Eagles' 35-yard line early in the fourth quarter.
- At Buffalo (10/7), saw action as a reserve at outside linebacker and recorded two tackles and a quarterback pressure. Notched a special teams tackle on coverage units.
- Against Baltimore (10/14), played as a reserve at outside linebacker and amassed two tackles and a pass defended. Broke up a pass intended for Mark Andrews in the third quarter.
- At Los Angeles Chargers in London (10/21), saw action as a reserve at outside linebacker and tallied two tackles. Registered a special teams stop

on coverage units.

- At Dallas (11/5), played as a reserve at outside linebacker and posted four tackles, including a sack, a stop for loss and a quarterback pressure. Stuffed Ezekiel Elliott for a two-yard loss on a rush off left tackle in the first stanza. Halted a Cowboys' drive by dropping Dak Prescott for an eight-yard sack in the fourth quarter.
- Against New England (11/11), saw action as a reserve at outside linebacker and notched two tackles and a quarterback pressure.
- At Indianapolis (11/18), played as a reserve at outside linebacker and collected three tackles and a quarterback pressure. Registered a tackle on special teams coverage units.
- At Houston (11/26), saw action as a reserve at outside linebacker and recorded a career-best six tackles, including a half sack. Teamed with Bennie Logan to drop Alfred Blue for a two-yard loss on a rush off right tackle late in the third quarter. Ended a Texans' drive by combining with Brian Orakpo to sack Deshaun Watson for an eight-yard loss on third-and-three late in the third quarter.
- Against N.Y. Jets (12/2), played as a reserve at outside linebacker and tied a career-high with six tackles.
- Against Jacksonville (12/6), saw significant action as a reserve at outside linebacker and amassed a pass defended. Combined with Jurrell Casey to stonewall Leonard Fournette for a four-yard loss on a screen pass late in the first quarter. Batted down a Cody Kessler pass at the line of scrimmage in the third quarter. Registered a special teams tackle on coverage units.
- At N.Y. Giants (12/16), made his first career NFL start at outside linebacker and posted two tackles and a team-best nine quarterback pressures in the Titans' first shutout win since 2000. Stuffed Saquon Barkley for no gain on a rush up the middle in the second quarter.
- Against Washington (12/22), started at outside linebacker and totaled five tackles, including a sack. Came off the edge and dropped Josh Johnson for a 10-yard sack on third-and-nine in the fourth quarter.
- Against Indianapolis (12/30), started at outside linebacker and registered four tackles, including a sack and a quarterback pressure. Halted a Colts' drive by coming off the edge and dropping Andrew Luck for a seven-yard sack on third-and-three early in the fourth quarter.

#### COLLEGE:

- In 46 career games playing defensive end for Boston College, he totaled 160 tackles, 26 sacks, 47.5 tackles for loss, seven passes defended, 10 forced fumbles, one fumble recovery and one interception. His sack total and tackles for loss total ranked second in Eagles history.

**AS A SENIOR (2017),** played and started eight games before a season-ending ankle injury ended his year. Finished second on the team with five sacks and totaled 38 tackles, 8.5 tackles for loss and two passes defended. Named third-team All-ACC and SBNation honorable mention All-American.

- Against Wake Forest (9/9), tallied five tackles, two tackles for loss, one sack and one pass defended.
- At No. 2 Clemson (9/23), posted a season-high eight tackles, including one tackle for loss.
- Against Central Michigan (9/30), registered five tackles, one sack and two tackles for loss.
- Against No. 16 Virginia Tech (10/7), tied his career high with three sacks, becoming the third player in college football since 2014 to have three separate games with at least three sacks, joining Texas A&M's Myles Garrett and Tennessee's Derek Barnett. Moved into sole possession of second place in BC career history in sacks and tackles for loss.

**AS A JUNIOR (2016),** played in all 13 games and recorded 12 starts. Set



the school's single-season record with 16.5 sacks, which led the nation. Recorded seven forced fumbles, which also led the country, while his 22 tackles for loss ranked fifth nationally and ranked second all-time for the Eagles. His numerous honors included Walter Camp second-team All-America, AP second-team All-America, Phil Steele fourth-team All-America, second-team All-ACC (Atlantic Coast Sports Media Association and head coaches), AP and Phil Steele first-team All-ACC, the Division I Gold Helmet of the Year and the George "Bulger" Lowe awards.

- At Massachusetts (9/10), notched 1.5 sacks while recording three total tackles and a forced fumble.
- Against Wagner (9/24), set a career high with three sacks and five tackles for loss.
- Against Clemson (10/7), recorded a sack and his fourth forced fumble with six total tackles.
- At NC State (10/29), recorded a sack and a forced fumble and was named Co-ACC Defensive Lineman of the Week.
- At Florida State (11/11), tallied six solo tackles, including four tackles for loss, two sacks and a forced fumble.
- Against Connecticut (11/19), tallied a sack and his seventh forced fumble of the season.
- At Wake Forest (11/26), recorded a season-high seven tackles, including 4.5 tackles for loss and three sacks, in the victory. Broke the Eagles' single-season sack record and earned ACC Defensive Lineman of the Week recognition.
- In the Quick Lane Bowl victory over Maryland (12/26), notched four tackles, including 1.5 tackles for loss, plus his first career interception with a return of 20 yards. He was part of the defensive line that was voted bowl MVP.

**AS A SOPHOMORE (2015)**, appeared in all 12 games with 11 starts, including the final nine games of the season. Recorded 60 tackles, 15.5 tackles for a loss, 4.5 sacks, three forced fumbles and one fumble recovery. Earned honorable mention All-ACC honors from the league's coaches. He was a member of a defense that was ranked first nationally in total defense (254.3 yards per game). In the ACC, tied for fourth in forced fumbles and tied for eighth in tackles for loss.

- Against Maine (9/5), recorded his first career sack and forced two fumbles.
- Against Florida State (9/18), notched a career-high 11 tackles, including 4.5 tackles for a loss and 1.5 sacks. Earned ACC Defensive Lineman of the Week honors.

- At Louisville (10/24), in addition to five tackles, he forced a fumble and recovered a fumble with a 34-yard return.
- Against Florida State (11/11), tallied six solo tackles, four tackles for loss, two sacks, and his sixth forced fumble of the season.

**AS A FRESHMAN (2014)**, appeared in all 13 games and recorded 11 tackles and 1.5 tackles for a loss.

- Against Pittsburgh (9/5), registered his first career tackles (two solo).
- Against Southern California (9/13), tallied a season-high three stops.
- Graduated from Boston College with a degree in communications in December 2017.

#### PERSONAL:

- He and his wife, Danielle, have a son, Greyson.
- At Pine Forest (Fayetteville, N.C.) High School, earned Semper Fi All-America honors as a senior in 2013. Also garnered Associated Press All-State and first-team All-Conference honors in 2013. Ranked seventh among all high school players in North Carolina by Rivals.com. Named the 2013 Mid-South Defensive Player of the Year. Finished the 2013 campaign with 96 tackles (78 solo), 15 tackles for a loss and 17 sacks.
- Tallied second-team All-Conference honors in 2012.
- List of favorites: (TV show) "Suits"; (movie) "Transformers"; (musicians) 21 Savage and Drake; (song on his pregame playlist) "Dreams and Nightmares" by Meek Mill; (meal) Honeycomb cereal; (dessert) vanilla ice cream; and (throwback jersey) Dwyane Wade's Marquette jersey.
- He is the son of Doreen and Harold Landry.
- Follow Landry on Twitter and Instagram at @haroldlandry.
- Born Harold Antonio Landry III on June 5, 1996 in Spring Lake, N.C.

## HAROLD LANDRY III'S COLLEGE STATISTICS

REGULAR SEASON				TACKLES						INTERCEPTIONS					FUMBLES		
Year	Team	GP	GS	Tot	Solo	Asst	Sk	Yds	TFL	No	Yds	Lg	TD	PD	FF	FR	Yds
2014	Boston College	13	0	11	6	5	0.0	0	1.5	0	0	0	0	0	0	0	0
2015	Boston College	12	11	60	37	23	4.5	38	15.5	0	0	0	0	0	3	1	34
2016	Boston College	13	12	51	34	17	16.5	143	22.0	1	20	20	0	5	7	0	0
2017	Boston College	8	8	38	23	15	5.0	30	8.5	0	0	0	0	2	0	0	0
College Totals		46	31	160	100	60	26.0	211	47.5	1	20	20	0	7	10	1	34

#### Single-Game Highs

Tackles - 11 vs. Florida State (9/18/15)

Tackles for Loss - 5 vs. Wagner (9/24/16)

Sacks - 3 (three times, last vs. Virginia Tech, 10/7/17)

Interceptions - 1 vs. Maryland (12/26/16)

Forced Fumbles - 2 vs. Maine (9/5/15)

Fumble Recovery - 1 at Louisville (10/24/15)



## HAROLD LANDRY III'S DEFENSIVE GAME-BY-GAME

### 2018 Tennessee Titans

Date	Opp	W/L	P/S	Tot	Solo	Asst	Sk	- Yds	QBP	TFL	Int	- Yds	-TD	PD	FF	FR	- Yds	SpT
Sept 9	@ Mia	L	IA															
Sept 16	Hou	W	p	1	0	1	0.0	0.0	2	0	0	0	0	0	0	0	0	0
Sept 23	@ Jax	W	p	3	2	1	0.0	0.0	1	0	0	0	0	0	0	0	0	0
Sept 30	Phi	W	p	4	3	1	1.0	5.0	1	1	0	0	0	0	1	0	0	0
Oct 7	@ Buf	L	p	2	1	1	0.0	0.0	1	0	0	0	0	0	0	0	0	1
Oct 14	Bal	L	p	2	1	1	0.0	0.0	0	0	0	0	0	1	0	0	0	0
Oct 21	@ LAC	L	p	2	0	2	0.0	0.0	0	0	0	0	0	0	0	0	0	1
Nov 5	@ Dal	W	p	4	2	2	1.0	8.0	1	1	0	0	0	0	0	0	0	0
Nov 11	NE	W	p	2	1	1	0.0	0.0	1	0	0	0	0	0	0	0	0	0

Nov 18	@ Ind	L	p	3	2	1	0.0	0.0	1	0	0	0	0	0	0	0	0	1	
Nov 26	@ Hou	L	p	6	4	2	0.5	4.0	0	0	0	0	0	0	0	0	0	0	
Dec 2	NYJ	W	p	6	3	3	0.0	0.0	0	0	0	0	0	0	0	0	0	0	
Dec 6	Jax	W	p	0	0	0	0.0	0.0	0	0	0	0	0	1	0	0	0	1	
Dec 16	@ NYG	W	S	2	1	1	0.0	0.0	9	0	0	0	0	0	0	0	0	0	
Dec 22	Was	W	S	5	3	2	1.0	10.0	0	0	0	0	0	0	0	0	0	0	
Dec 30	Ind	L	S	4	3	1	1.0	7.0	1	0	0	0	0	0	0	0	0	0	
Totals				9-7	15/3	46	26	20	4.5	34.0	18	2	0	0	0	2	1	0	4

## HAROLD LANDRY III'S NFL STATISTICS

### REGULAR SEASON

Year	Team			TACKLES							INTERCEPTIONS						FUMBLES			
		GP	GS	Tot	Solo	Asst	Sk	Yds	QBP	TFL	No	Yds	Lg	TD	PD		FF	FR	Yds	SpT
2018	Tennessee	15	3	46	26	20	4.5	34.0	18	2	0	0	0	0	2		1	0	0	4
<b>NFL Totals</b>		<b>15</b>	<b>3</b>	<b>46</b>	<b>26</b>	<b>20</b>	<b>4.5</b>	<b>34.0</b>	<b>18</b>	<b>2</b>	<b>0</b>	<b>0</b>	<b>0</b>	<b>0</b>	<b>2</b>		<b>1</b>	<b>0</b>	<b>0</b>	<b>4</b>

### Single-Game Highs


Tackles - **6 (Twice, last vs. N.Y. Jets 12/22/18)**

Sacks - **1 (Four times, last vs. Indianapolis 12/30/18)**

Quarterback Pressures - **9 at N.Y. Giants (12/16/18)**

Forced Fumbles - **1 vs. Philadelphia (9/30/18)**

Passes Defensed - **1 (Twice, last vs. Jacksonville 12/6/18)**



# 62 COREY LEVIN

GUARD/CENTER • 6'4" • 307 LBS • COLLEGE: CHATTANOOGA

ACQUIRED: 6TH ROUND - 2017 • NFL EXPERIENCE (NFL/TITANS): 2/2

HOMETOWN: DACULA, GA.

GAMES PLAYED/GAMES STARTED: 16/1 (PLAYOFFS: 0/0)



**PRO:** The Titans selected Corey Levin with the 34th pick of the sixth round (217th overall) of the 2017 NFL Draft. The 6-foot-4-inch, 307-pounder has the versatility to play along the offensive line at both guard and center. The Dacula, Ga., native was a three-time All-American at Chattanooga where he also started 51 career games, including 45 consecutive contests.

## TITANS TIDBITS:

- Levin is the first member of his immediate family to graduate from college.
- A multi-sport athlete in high school, Levin also competed in baseball as a pitcher and third baseman.
- A four-year starter at Chattanooga, Levin first began playing football at age five.

## CAREER TRANSACTIONS:

- The Dacula, Ga., native was selected by the Titans in the sixth round (217th overall) of the 2017 NFL Draft.

## SEASON RECAPS:

**2018 (16/1):** Played in all 16 games with a start at left guard. Saw action in his first career NFL game at Miami (9/9/18). Made his first career NFL start at L.A. Chargers in London (10/21/18).

- At Miami (9/9), made his NFL debut as a reserve on special teams.
- Against Houston (9/16), played as a reserve on special teams.
- At Jacksonville (9/23), saw action as a reserve for two snaps at left guard when Quinton Spain left the game briefly.
- Against Philadelphia (9/30), played as a reserve on field goal and extra point protection units.
- At Buffalo (10/7), saw action as a reserve on special teams.
- Against Baltimore (10/14), entered the game as a reserve at left guard after Quinton Spain left the contest in the third quarter with an injury.
- At Los Angeles Chargers in London (10/21), made his first career NFL start at left guard and helped block for Titans' ball carriers to gain 164 yards on the ground.
- At Dallas (11/5), played as a reserve on special teams.
- Against New England (11/11), saw action as a reserve on special teams.
- At Indianapolis (11/18), saw limited action as a reserve on special teams.
- At Houston (11/26), played as a reserve on special teams.
- Against N.Y. Jets (12/2), entered the game at the start of the third quarter at center.
- Against Jacksonville (12/6), played limited snaps as a reserve at center.
- At N.Y. Giants (12/16), saw action as a reserve on special teams.
- Against Washington (12/22), played limited snaps as an extra offensive lineman and on special teams.
- Against Indianapolis (12/30), entered the game late in the fourth quarter at left guard after Quinton Spain left the contest with an injury.

**2017 (0/0, 0/0):** Did not play in two games and was inactive for 14 contests. Was inactive for both postseason games.

- Against Baltimore (11/5), suited up but did not play.
- Against Cincinnati (11/12), did not play.

## COLLEGE:

- In four seasons at Chattanooga (2013-16), Levin appeared in 52 career games with 51 starts, 45 of which were consecutive. A three-year starter on the offensive line, Levin proved his versatility making starts at left guard and at both left and right tackle. Three of Chattanooga's top five rushing totals in school history came with Levin starting on the offensive line, and he is one of only five three-time All-Americans in school history.

- As a senior (2016), started all 13 games with 12 coming at left guard and one at right tackle. Named first-team All-American by the American Football Coaches Association and earned second-team All-American honors from the Associated Press. Also named first team All-SoCon by the league's coaches and media for the second consecutive year.
- As a junior (2015), started all 13 games with seven starts at left tackle and six at left guard. Named first-team All-American by the AFCA and second-team All-American by the Associated Press. Earned the Jacobs Blocking Award for the second consecutive year and became the first player in Chattanooga history to win that honor twice.
- As a sophomore (2014), started all 14 games with three starts at left tackle and 11 at left guard. Earned the Jacobs Blocking Award given to the top offensive lineman in the Southern Conference and was the first Moc to win the award since 1983. Named first-team All-SoCon by the league's coaches and media and earned third-team All-American honors by Sports Network.
- As a redshirt freshman (2013), appeared in all 12 games with 11 starts at left tackle. Named to the Southern Conference All-Freshman Team as well as the College Sports Journal FCS National All-Freshman Second Team.
- As a freshman (2012), redshirted.
- Graduated from Chattanooga in December 2016 with a degree in exercise science.

## PERSONAL:

- Attended Dacula (Ga.) High School where he was named team captain and made the Gwinnett County All-Star team.
- Son of Grant and Linda Levin.
- Has three older sisters, Jennifer, Heather and Tiffany.
- Father, Grant, played golf at Florida International.
- Follow Levin on Twitter and Instagram at @Coreylevin62.
- List of favorites: (TV show) "Shameless"; (movie) "Varsity Blues"; (musician) Red Hot Chili Peppers; (athlete as a child) Ed Reed; and (food) pizza.
- Born Corey Michael Levin on Aug. 12, 1994 in Dacula, Ga.

## COREY LEVIN'S NFL STATISTICS

### REGULAR SEASON

Year	Team	GP	GS
2017	Tennessee	0	0
2018	Tennessee	16	1
<b>NFL Totals</b>		<b>16</b>	<b>1</b>

### PLAYOFFS

Year	Team	GP	GS
2017	Tennessee	0	0
<b>NFL Totals</b>		<b>0</b>	<b>0</b>

### Starts Breakdown:

2018 - LG 1

### Additional Career Statistics

Tackles - 1 (2018)



# 77 TAYLOR LEWAN

TACKLE • 6'7" • 309 LBS • COLLEGE: MICHIGAN

ACQUIRED: 1ST ROUND - 2014 • NFL EXPERIENCE (NFL/TITANS): 5/5

HOMETOWN: CAVE CREEK, ARIZ.

GAMES PLAYED/GAMES STARTED: 73/68 (PLAYOFFS: 2/2)



**Pro Bowl: 2016, 2017, 2018**

**PRO:** With the 11th overall selection in the 2014 NFL Draft, the Titans selected former Michigan left tackle Taylor Lewan (pronounced leh-WAHN). The 6-foot-7-inch, 309-pound lineman is considered one of the top young tackles in the NFL, evidenced by his Pro Bowl berths following the 2016, 2017 and 2018 campaigns. An outgoing personality off the field, he is tenacious and aggressive on it. At Michigan, he was a four-year starter, anchoring the line at left tackle for 48 career starts. Lewan became the first offensive tackle selected by the Titans/Oilers in the first round since tackle Brad Hopkins (13th overall) in 1993.

### CAREER HIGHLIGHTS:

- In 2017, Lewan was named to his second Pro Bowl after starting every game at left tackle for the second consecutive season. He became the team's first offensive lineman to make multiple Pro Bowls since center Kevin Mawae from 2008–2009.
- In 2016, Lewan was named to his first career Pro Bowl after starting all 16 games at left tackle and blocking for the NFL's third-ranked rushing attack which averaged 136.7 rush yards per game.
- Lewan was named the Big Ten Conference Offensive Lineman of the Year in 2012 and 2013.
- At the conclusion of the 2011 season, during which Lewan helped pave the way for a pair of 1,000-yard rushers (Denard Robinson and Fitzgerald Toussaint), the Wolverines scored an overtime victory over Virginia Tech in the Sugar Bowl.

### TITANS TIDBITS:

- Lewan was the originator of the 2018 Offseason Titan Games, inspired by the popular video game Fortnite. The entire 90-man roster engaged in a contest in which two-man teams could eliminate other players anywhere other than at Saint Thomas Sports Park using foam swords. The contest lasted several weeks, and eventually fellow offensive lineman John Theus was declared the winner.
- Lewan owns a taxidermied beaver named Steve. The fedora-donning stuffed rodent, who was a gift from Lewan's wife, Taylin, makes appearances around the Titans locker room, often appearing at the locker of an unsuspecting rookie.
- Lewan chose to wear jersey number 77 at Michigan and then at the pro level because of the legacy of Wolverine tackles who have donned the number, including Jake Long and Jon Jansen.
- His father, Dave, was a defensive lineman at the University of Minnesota.
- Lewan has a mustache tattooed on his right index finger and a stick figure tattooed on the outside edge of his right hand that he calls his "right-hand man."
- One of Lewan's close friends is former Carolina Panthers defensive end Craig Roh. The two played together as high school seniors and then went to Michigan at the same time.
- At the 2014 NFL Scouting Combine, Lewan ran the 40-yard dash in 4.87 seconds, beating all other offensive linemen in his class and clocking the fourth-fastest time among offensive linemen from 2010-14. He also ranked among the top offensive linemen at the 2014 combine in the broad jump (first at nine feet, nine inches), vertical jump (tied for third at 30.5 inches) and three-cone drill (fourth at 7.39 seconds).

### CAREER TRANSACTIONS:

- A native of Cave Creek, Ariz., Lewan was selected by the Titans in the first round (11th overall) of the 2014 NFL Draft.

### SEASON RECAPS:

**2018 (15/15):** Named to his third consecutive Pro Bowl. Selected to the PFWA's All-AFC team. Started 15 games at left tackle. Was inactive for one contest.

- At Miami (9/9), started at left tackle and was a member of an offensive front that did not allow a sack on 38 pass attempts. Left the game in the third quarter with an injury.
- Against Houston (9/16), was inactive.
- At Jacksonville (9/23), started at left tackle and was a part of an offensive front that opened holes for Titans' rushers to gain 150 yards on the ground.
- Against Philadelphia (9/30), started at left tackle and was a part of an offensive line that helped amass 397 total yards.
- At Buffalo (10/7), started at left tackle but left the game early in the second quarter with an injury.
- Against Baltimore (10/14), started at left tackle.
- At Los Angeles Chargers in London (10/21), started at left tackle and helped block for Titans' ball carriers to gain 164 yards on the ground.
- At Dallas (11/5), started at left tackle and helped the Titans' offense accumulate 340 total yards.
- Against New England (11/11), started at left tackle and was a part of an offensive front that opened holes for Titans' rushers to gain 150 yards on the ground.
- At Indianapolis (11/18), started at left tackle.
- At Houston (11/26), started at left tackle.
- Against N.Y. Jets (12/2), started at left tackle.
- Against Jacksonville (12/6), started at left tackle and helped open holes for Titans' ball carriers to gain 264 yards on the ground, including a franchise-best 238 rushing yards by Derrick Henry. Part of an offensive front that allowed just one sack for zero yards on 24 pass attempts.
- At N.Y. Giants (12/16), started at left tackle and helped block for Titans' rushers to amass 215 yards, including a 170-yard performance by Derrick Henry.
- Against Washington (12/22), started at left tackle.
- Against Indianapolis (12/30), started at left tackle and was a member of an offensive front that did not allow a sack on 29 pass attempts.

**2017 (16/16, 2/2):** Named to his second consecutive Pro Bowl. Started all 16 games and both postseason contests at left tackle.

- Against Oakland (9/10), was a part of an offensive line that helped produce 350 total yards and allow just one sack on 41 pass attempts.
- At Jacksonville (9/17), opened holes for a rushing attack that amassed 179 yards on 36 carries (5.0 avg.). Member of a unit that allowed just one sack on 27 pass attempts.
- Against Seattle (9/24), helped block for Titans' ball carriers to collect 195 rushing yards on 35 carries (5.6 avg.). Member of an offensive front that did not allow a sack on 32 pass attempts.
- Against Indianapolis (10/16), was a member of an offensive front that helped produce 473 total yards and allow just one sack for one yard on 32 pass attempts.
- Against Baltimore (11/5), started at left tackle in his 50th career game.
- Against Cincinnati (11/12), helped open holes for Titans' rushers to gain 180 yards on the ground.
- Against Houston (12/3), helped open holes for Titans' ball carriers to gain 198 yards on 25 carries with two scores on the ground.
- At San Francisco (12/17), was a part of an offensive front that allowed just one sack on 33 pass attempts.
- Against Los Angeles Rams (12/24), was a member of an offensive line that allowed just one sack on 39 pass attempts.
- At Kansas City (1/6), started at left tackle in his first career postseason



game and helped open holes for Titans' ball carriers to gain 202 rushing yards on 31 carries (6.5 avg.).

**2016 (16/16):** Named to the Pro Bowl. Started all 16 games at left tackle for the first time in his career and was a part of an offensive front that blocked for the NFL's third-ranked rushing attack which averaged 136.7 rush yards per game.

- At Detroit (9/18), blocked for an offense that amassed 363 total yards in a 16-15 comeback win.
- Against Oakland (9/25), was a part of an offensive line that helped produce 393 total yards and allow just one sack on 33 pass attempts.
- At Miami (10/9), was a member of an offensive front that opened holes for Titans' rushers to gain 235 yards on the ground and did not allow a sack on 29 pass attempts.
- Against Cleveland (10/16), blocked for an offense that compiled a season-high 407 total yards, including 137 rushing yards.
- Against Indianapolis (10/23), started at left tackle. Gave the Titans a 6-0 lead with his first career reception, a 10-yard touchdown, on a tackle eligible play with 9:14 left to play in the first quarter.
- Against Jacksonville (10/27), opened holes for Titans' ball carriers to accumulate 214 yards on the ground. Was a part of an offensive front that did not allow a sack in 23 pass attempts.
- At San Diego (11/6), was a part of an offensive line that did not allow a sack on 43 pass attempts.
- Against Green Bay (11/13), started at left tackle but was disqualified early in the first quarter for contacting an official.
- At Indianapolis (11/20), started at left tackle but left the game late in the fourth quarter with an injury.
- At Chicago (11/27), was a member of an offensive front that did not allow a sack on 23 pass attempts. Blocked for Titans' ball carriers to gain 149 yards on the ground.
- Against Denver (12/11), was a part of an offensive line that opened holes for Titans' rushers to amass 180 rushing yards on 42 carries in a 13-10 victory over the Broncos.
- At Kansas City (12/18), helped pave the way for Titans' ball carriers to gain 148 yards on the ground. Member of an offensive front that allowed just one sack for zero yards on 33 pass attempts.

**2015 (15/15):** Started 15 games at left tackle. Was inactive for the regular season finale.

- At Tampa Bay (9/13), started at left tackle and was a member of an offensive front that opened holes for Titans rushers to gain 124 yards on the ground.
- At Cleveland (9/20), started at left tackle and helped block for Titans ball carriers to amass 166 rushing yards on 30 carries.
- Against Indianapolis (9/27), started at left tackle and helped protect Marcus Mariota, allowing him to pass for 367 yards.
- At New Orleans (11/8), started at left tackle and was a member of an offensive line that did not allow a sack on 39 pass attempts and allowed Marcus Mariota to throw for 371 yards and four touchdowns.
- Against Jacksonville (12/6), started at left tackle and helped block for a Titans' offense that amassed 467 total yards.

**2014 (11/6):** Named to the *Pro Football Writers of America* All-Rookie team. Appeared in 11 games with six starts at left tackle during his rookie campaign. Was inactive for the final five games because of injury. Made his NFL debut at Kansas City (9/7/14). Made his first career NFL start at left tackle against Jacksonville (10/12/14).

- At Kansas City (9/7), made his NFL debut as a reserve on special teams. Lined up at left tackle late in the fourth quarter.
- Against Jacksonville (10/12), made his first career NFL start at left tackle.
- Against Pittsburgh (11/17), started at left tackle and was a part of an offensive front that did not allow a sack on 24 pass attempts.
- At Philadelphia (11/23), started at left tackle and left the game midway through the fourth quarter with an injury.

#### COLLEGE:

- In four seasons at Michigan, Lewan appeared in 50 games with 48 starts at left tackle. He started the final 41 games of his career.
- As a senior (2013), started all 13 games at left tackle for the third consecutive season. Named first-team All-American by *Sporting News*, second-team All-American by Walter Camp, *Associated Press*, *CBSSports.com* and *SI.com*. Won the Hugh R. Rader Memorial Award for U-M's top offensive lineman and named Big Ten Rimington-Pace Offensive Lineman

of the Year for second consecutive season. Added first-team All-Big Ten (coaches and media), *Sporting News* All-Big Ten, *Athlon Sports* All-Big Ten honors.

- As a junior (2012), started all 13 games at left tackle. Named first-team All-American by Walter Camp, *Associated Press*, *ESPN.com* and *SI.com*. Added Big Ten Rimington-Pace Offensive Lineman of the Year, first-team All-Big Ten (coaches and media), second-team *CBSSports.com* All-American, second-team Phil Steele Postseason All-American, first-team Phil Steele Postseason All-Big Ten, Hugh R. Rader Memorial Award. Against Massachusetts (9/15), scored a touchdown on a fumble recovery to become the first Michigan offensive lineman since 1948 (Bob Erben) to score a touchdown.
- As a sophomore (2011), started all 13 games at left tackle and helped the Wolverines to a Sugar Bowl title. Named second-team All-Big Ten by the league's coaches and honorable mention from the media.
- As a redshirt freshman (2010), appeared in 11 games and started nine contests at left tackle. Named second-team Freshman All-American by *CollegeFootballNews.com*.
- Graduated in December 2013 with a degree in general studies.

#### PERSONAL:

- Married to Taylin, the couple has a daughter, Wynne.
- Attended Chaparral (Scottsdale, Ariz.) High School for his senior year (2009) after spending three years at Cactus Shadows (Phoenix, Ariz.) High School. Played offensive line for the first time as a senior after previously lining up on the defensive line.
- As a senior, started every game and helped lead his team to the 2008 Class 4A-I State Championship Game.
- Senior honors included SuperPrep All-American; Under Armour All-American game participant; Frank Kush Award as the state of Arizona's top interior offensive lineman; *Arizona Republic* and *East Valley Tribune* first-team All-State; and *Desert Sky* first-team All-Region.
- Totaled 96 tackles and seven sacks as a defensive lineman, including 46 tackles and two sacks as a junior.
- List of favorites: (movies) "Animal House," "Wedding Crashers"; (TV show) "Scrubs"; (actor) Vince Vaughn; (music artist) Eric Church; (school subjects) history; (car) Ford; (favorite athlete as a child) John Elway; (video game) Super Smash Bros.; and (food) "Anything chicken."
- Follow Lewan on Twitter at @TaylorLewan77.
- Follow Lewan on Instagram at @taylorlewan.
- Born Taylor Curtis Lewan on July 22, 1991 in Loomis, Calif.

### TAYLOR LEWAN'S NFL STATISTICS

#### REGULAR SEASON

Year	Team	GP	GS
2014	Tennessee	11	6
2015	Tennessee	15	15
2016	Tennessee	16	16
2017	Tennessee	16	16
2018	Tennessee	15	15
<b>NFL Totals</b>		<b>73</b>	<b>68</b>

#### PLAYOFFS

Year	Team	GP	GS
2017	Tennessee	2	2
<b>NFL Totals</b>		<b>2</b>	<b>2</b>

#### Starts Breakdown:

2014 - LT 6; 2015 - LT 15; 2016 - LT 16; 2017 - LT 16 (Playoffs - LT 2); 2018 - LT 15

#### Additional Career Statistics

Misc. Tackles - 2 (2015), 3 (2016), 1 (2018)  
Receptions - 10-yard touchdown vs. Indianapolis (10/23/16)





# 33 DION LEWIS

RUNNING BACK • 5'8" • 195 LBS • COLLEGE: PITTSBURGH  
ACQUIRED: UNRESTRICTED FREE AGENT (NEW ENGLAND) - 2018  
NFL EXPERIENCE (NFL/TITANS): 7/1 • HOMETOWN: ALBANY, N.Y.  
GAMES PLAYED/GAMES STARTED: 70/26 (PLAYOFFS: 6/5)



## Super Bowl: 2016

**PRO:** Early in the 2018 offseason, the Titans signed unrestricted free agent Dion Lewis. The 5-foot-8-inch, 195-pounder brings versatility and veteran leadership to the Titans' running back corps. Lewis is strong runner that can excel between the tackles and a skilled pass catcher that flourishes as a receiver out of the backfield. The University of Pittsburgh product is also a talented kick returner with two career touchdown returns in his first seven seasons. He enjoyed one of his best campaigns with the New England Patriots in 2017 when he led the team with 896 rushing yards and six touchdowns. A former fifth-round draft choice, Lewis spent his first two seasons with the Philadelphia Eagles before stops with the Cleveland Browns, Indianapolis Colts and Patriots.

### CAREER HIGHLIGHTS:

- In 2017, Lewis led the Patriots with 896 rushing yards on 180 carries with six touchdowns. In the last eight games of the campaign, he led the NFL with 625 rushing yards. Compared to all running backs with 150 or more rushing attempts, his per-carry average of 4.98 yards led the NFL.
- In 2016, Lewis returned from injury to play in seven regular season games with five starts and total 64 rushing attempts for 283 yards and 17 receptions for 94 yards. He helped the Patriots capture the Super Bowl title by playing in all three playoff games with two starts. He contributed in all three phases - rushing 25 times for 79 yards and a touchdown, catching five passes for 33 yards and a touchdown and returning five kickoffs for 162 yards and a touchdown.

### TITANS TIDBITS:

- Lewis credits his parents, Leroy (former construction worker) and Linda (social worker) as the biggest influences on his career. "Growing up, they were hard on me and they made sure I stayed out of trouble," Lewis said. "That helped me out a lot later on in life."
- Lewis attended the University of Pittsburgh, but he was offered a scholarship from just two other schools, Miami of Ohio and Tulane.

### CAREER TRANSACTIONS:

- The Albany, N.Y., native was originally selected by the Philadelphia Eagles in the fifth round (149th overall) of the 2011 NFL Draft.
- Traded by the Philadelphia Eagles to the Cleveland Browns in exchange for linebacker Emmanuel Acho on April 11, 2013.
- Released by the Browns on Aug. 30, 2014.
- Signed by the Indianapolis Colts as a free agent on Sept. 10, 2014.
- Released by the Colts on Sept. 16, 2014.
- Signed by the New England Patriots as a free agent on Feb. 6, 2015.
- Signed by the Titans as an unrestricted free agent on March 16, 2018.

### SEASON RECAPS:

**2018 (16/7 - Tennessee):** Played in all 16 games with seven starts at running back in his first season with the Titans. Ranked second on the team with 517 rushing yards on 155 carries with a touchdown. Ranked second on the squad with a career-high 59 receptions and third on the team with a career-best 400 receiving yards with a receiving touchdown. Led the team in rushing yards three times in 2018 (at MIA, at LAC, at DAL). Led or tied for the team lead in receptions five times in 2018 (vs. PHI, vs. BAL, at HOU, at NYG, vs. WAS). Led the team in receiving yards once in 2018 (at DAL).

- At Miami (9/9), played as a reserve at running back in his Titans debut and led the team with 75 rushing yards on 16 carries with a touchdown. Hauled in five receptions for 35 yards. Kickstarted the Titans' touchdown drive with a 26-yard jaunt off left tackle late in the third quarter. Evened the score at

10-10 with a four-yard touchdown run early in the fourth quarter.

- Against Houston (9/16), played as a reserve at running back and carried the ball 14 times for 42 yards. Caught one pass for one yard.
- At Jacksonville (9/23), saw action as a reserve at running back and rushed nine times for 26 yards while catching three passes for 14 yards.
- Against Philadelphia (9/30), played as a reserve at running back and tied for the team lead with a career-best nine catches for 66 yards. Rushed four times for zero yards. Converted a fourth-and-one with a 11-yard catch during the Titans' field goal drive in the fourth quarter. Extended Titans' game-winning drive with a 17-yard grab on a screen on fourth-and-two in overtime.
- At Buffalo (10/7), played as a reserve at running back and rushed 12 times for 34 yards. Hauled in three passes for 14 yards out of the backfield. Extended the Titans' first scoring drive with a two-yard run on third-and-one in the first quarter.
- Against Baltimore (10/14), saw action as a reserve at running back and rushed five times for nine yards. Tied for the team lead with two receptions for five yards.
- At Los Angeles Chargers in London (10/21), played as a reserve at running back and led the team with 91 rushing yards on 13 carries. Hauled in six receptions for 64 yards out of the backfield. Set a career-best with 155 scrimmage yards. Extended the Titans' opening scoring drive with a 14-yard reception on third-and-one in the first quarter. Set up the Titans' first touchdown of the game with a 21-yard rush to the Chargers' 12-yard line in the third quarter. Kickstarted the Titans' final touchdown drive with a pinball-esque 36-yard scamper to the Chargers' 30-yard line late in the fourth quarter.
- At Dallas (11/5), started at running back and led the team with 62 rushing yards on 19 carries. Led the squad with 60 receiving yards on four catches with a touchdown. Gave the Titans a 14-7 lead with an 18-yard touchdown catch on a screen pass in the second quarter. Kickstarted the Titans' final touchdown drive with a 37-yard catch-and-run play to the Dallas 30-yard line.
- Against New England (11/11), started at running back and rushed a game-high 20 times for 57 yards. Snared two receptions for 11 yards out of the backfield. Kept the Titans' opening touchdown drive alive with a three-yard run on third-and-one in the opening quarter.
- At Indianapolis (11/18), started at running back and carried the ball 10 times for 24 yards. Caught one pass for eight yards out of the backfield. In the game, surpassed the 2,000-yard career rushing mark.
- At Houston (11/26), started at running back and carried the ball seven times for eight yards. Led the team with seven receptions for 33 yards. Set a new personal high for catches in a season, topping his previous high of 36 receptions in 2015. Additionally, hit the 1,000-yard receiving mark for his career in the game.
- Against N.Y. Jets (12/2), started at running back and rushed six times for 36 yards. Hauled in two passes for minus-two yards.
- Against Jacksonville (12/6), started at running back and rushed 10 times for 13 yards. Caught five passes for 39 yards out of the backfield. Set up the Titans' first touchdown with a 29-yard reception to the Jaguars' 19-yard line in the first quarter.
- At N.Y. Giants (12/16), saw action as a reserve at running back and carried the ball seven times for 35 yards. Tied for the team lead with three catches for nine yards. Converted a pair of third downs, a three-yard run on third-and-two and a 17-yard scamper on third-and-eight, during the Titans' final scoring drive in the fourth quarter.
- Against Washington (12/22), played as a reserve at running back and carried the ball three times for five yards. Tied for the team lead with three catches for 20 yards. Kept the Titans' second scoring drive alive with an

18-yard catch on third-and-four in the second quarter.

- Against Indianapolis (12/30), saw action as a reserve at running back and grabbed three passes for 23 yards.

**2017 (16/8, 3/3 - New England):** Played in all 16 games with eight starts at running back and led the team with 896 rushing yards on 180 carries with six touchdowns. Caught 32 passes for 214 yards and three touchdowns, while also serving as the team's primary kickoff returner including 23 returns, 570 yards with one touchdown. In the last eight games of the 2017 season, led the NFL in rushing yards (625), with an average of 5.12 yards per carry. Compared to all backs with 150 or more rushing attempts, his per-carry average of 4.98 yards led the NFL in 2017. Started all three postseason games and carried the ball 33 times for 135 yards. Caught 16 passes for 111 yards. Returned six kickoffs for 106 yards.

- Against Carolina (10/1), rushed four times for 18 yards, adding his first touchdown of the season on an eight-yard rush in the fourth quarter to cut the deficit to seven. Also caught one pass for nine yards and handled kickoff return duties, returning one kick for 23 yards.

- At N.Y. Jets (10/15), made his first start of the season and led the team in rushing with 52 yards and a touchdown on 11 carries, while also handling kickoff return duties with one return for 17 yards.

- Against Atlanta (10/22), made his second consecutive start and was a key contributor in the running game, finishing with a game-high 76 yards on just 13 carries. Also added one reception for six yards. His 25-yard second quarter run put the Patriots into Atlanta territory on their first scoring drive of the night while his four carries and 30 yards on the final offensive drive of the night helped seal the win as the Patriots ran the clock out. Also returned one kickoff for 14 yards.

- At Denver (11/12), started at running back and finished with a game-high 55 yards on 14 carries, including an eight-yard touchdown run, while also returning a first quarter kickoff 103 yards for a touchdown in the win. It was the first multi-touchdown game of his regular season career. He earned AFC Special Teams Player of the Week for his efforts.

- At Oakland (11/19), started and totaled 60 yards rushing on 10 carries while also adding four catches for 28 yards, including a 15-yard touchdown reception from Tom Brady that gave the Patriots the early lead in their 33-8 victory in Mexico City's Estadio Azteca. Lewis made three defenders miss after catching the short pass from Brady on the way to his first receiving touchdown of the season.

- Against Miami (11/26), set a career-high with 112 yards rushing on just 15 carries, amassing three carries of 20 or more yards. Also caught one pass for one yard, while handling kickoff return duties with two returns for a total of 35 yards.

- At Pittsburgh (12/17), started and rushed 13 times for 67 yards, while adding an eight-yard touchdown run with 56 seconds left in the game to put the Patriots ahead for good. Also caught one pass for 13 yards and returned four kickoffs for a total of 74 yards.

- Against Buffalo (12/24), set a career-high with 129 yards rushing and a touchdown on 24 carries, while also adding five receptions for 24 yards and a 12-yard touchdown reception that broke the game open in the fourth quarter. Also returned two kickoffs for 43 yards. He earned AFC Offensive Player of the Week for his efforts.

- Against N.Y. Jets (12/31), started at running back and amassed a season-high 26 carries for 93 yards and a touchdown, while also leading the team with six catches out of the backfield for 40 yards and another touchdown. It was the second straight week Lewis has scored two touchdowns in a game and the third time overall in his career.

- Against Tennessee (1/13), finished with 141 yards from scrimmage, consisting of 62 yards on the ground on 15 carries and catching a career-high nine passes for 79 yards in the divisional round victory. Also returned one kickoff for 27 yards.

- Against Philadelphia (2/4), start at running back and rushed nine times for 39 yards, while also handling kickoff return duties with three returns for 45 yards in Super Bowl LII.

**2016 (7/5, 3/2 - New England):** Started the regular season on the reserve/physically unable to perform list before being activated to the 53-man roster on Nov. 12. Appeared in seven regular season games with five starts and totaled 64 rushing attempts for 283 yards and 17 receptions for 94 yards. Also returned two kickoffs for 35 yards. Played in all three playoff games with two starts and rushed 25 times for 79 yards and a touchdown, caught five passes for 33 yards and one touchdown. Also returned five kickoffs for 162 yards and one touchdown.

- Was inactive vs. Seattle (11/13) after being activated to the 53-man roster the day before.

- At San Francisco (11/20), in his season debut, rushed five times for 23 yards and added three catches for 26 yards.

- At Denver (12/18), started at running back and set a career-high with 18 rushing attempts for 95 yards. Also caught two passes for nine yards.

- Against Houston (1/14), became the first player in NFL postseason history to have a rushing touchdown, a receiving touchdown and return a kickoff for a touchdown in a single game. Scored on a 13-yard reception and returned a kick 98 yards for a touchdown in the first quarter before adding a one-yard touchdown run in the fourth quarter. Finished the game with two receptions for 23 yards and 41 rushing yards on 13 attempts. The contest also marked his NFL postseason debut while he scored his first touchdowns of the season in his first postseason game. His 98-yard kickoff return was the first kickoff return for a touchdown in team playoff history. Also became the sixth player in NFL history to score two touchdowns in the first quarter of a divisional playoff game.

**2015 (7/6, 0/0 - New England):** Played in seven regular season games with six starts before suffering a knee injury and was placed on injured reserve on Nov. 9. Finished the season with 49 rushing attempts for 234 yards with two touchdowns and registered 36 receptions for 388 yards with two touchdowns.

- Against Pittsburgh (9/10), made his first career start in season opener, where he recorded 120 yards from scrimmage on 19 touches, totaling 69 rushing yards on 15 carries and 51 receiving yards on four receptions.

- At Buffalo (9/20), rushed seven times for 40 yards and his first Patriots touchdown on a six-yard run in the win. Also caught six passes for a career-high 98 yards, including a 40-yard reception in the second quarter.

- At Dallas (10/11), rushed six times for 34 yards and caught a team-high eight passes for 59 yards, including his first career touchdown reception on a 10-yard pass from Tom Brady in the third quarter.

- Against Miami (10/29), returned to action and rushed five times for 19 yards and caught six passes for 93 yards, including a 16-yard touchdown reception in the second quarter.

- Against Washington (11/8), recorded four rushes for 14 yards and four catches for 39 yards before suffering a knee injury in the third quarter.

**2014 (0/0 - Indianapolis):** Spent training camp with the Cleveland Browns, but was released prior to the start of the regular season. Signed by the Indianapolis Colts in September and spent one week on the active roster before being released.

- Against Philadelphia (9/15), was inactive for the Colts Monday Night Football contest.

**2013 (0/0 - Cleveland):** Acquired by the Browns in a trade with the Eagles in exchange for linebacker Emmanuel Acho on April 11, 2013.

- Suffered a leg injury in the preseason and was placed on season-ending injured reserve on Aug. 26, 2013.

**2012 (9/0 - Philadelphia):** Played in nine games as a reserve running back for the Eagles, carrying the ball 13 times for 69 yards and one touchdown, while also catching two passes for 24 yards.

- At Tampa Bay (9/9), set a then career high by hauling in a 28-yard reception in the win. Also returned his only kickoff of the season 33 yards, tying a then career high.

**2011 (15/0 - Philadelphia):** Played in 15 games as a rookie with the Eagles, rushing 23 times for 102 yards and one touchdown and catching one pass for minus-three yards.

- Served as the primary kickoff returner, taking back 31 kickoffs for 669 yards (21.6 avg.), with a long of 33 yards.

- At St. Louis (9/11), made his NFL debut in the win, rushing twice for 10 yards, catching his first career pass for minus-three yards and returning two kickoffs for 36 yards.

- Against Washington (1/1), set career highs with 12 carries for 58 yards and his first career touchdown in the season finale.

#### COLLEGE:

- Played two seasons at Pittsburgh (2009-10), where he finished fourth on the school's all-time rushing list with 2,860 yards.

- As a sophomore (2010), led the team with 1,061 rushing yards and 13 touchdowns.

- As a freshman (2009), became the first player since Michael Vick (Virginia Tech, 1999) to earn Big East Offensive Player of the Year and Rookie of the Year honors in the same season after rushing 325 times for 1,799 yards

(5.5 avg.) and 18 total touchdowns.

- Earned unanimous first-team All-Big East, Freshman All-American and second-team All-American honors in 2009.
- Broke Tony Dorsett's freshman rushing record (1,686 yards in 1973) and tied his freshman record with 10 100-yard rushing games.
- Broke Craig Heyward's record at Pittsburgh for rushes in a single game with 47 against University of Cincinnati in the Big East Championship game, totaling 194 rushing yards, three touchdowns, as well as five catches for 34 yards.
- Majored in communications at Pittsburgh.

#### **PERSONAL:**

- Attended Albany High School and Albany Academy in Albany, N.Y. before transferring to Blair Academy in Blairstown, N.J.
- Was named the New Jersey Prep Offensive Player of the Year in 2008 after rushing 88 times for 1,243 yards and 23 touchdowns as a senior at Blair Academy (N.J.). Added two punt return touchdowns and one receiving touchdown.
- Helped lead Blair Academy to a 17-1 record in his final two seasons, including two Mid-Atlantic Prep League Championships and a New Jersey Prep state title.

- Had 79 carries for 979 yards and 14 touchdowns as a junior in 2007.
- Was also a three-year letterman in track & field at Blair Academy, where he competed in sprints (11.09 seconds in 100m and 23.06 seconds in 200m), long jump (20'2") and relays (44.29 seconds in 4x100).
- Has two brothers, Lamar and Deavonn, as well as a sister, Shaquana.
- Follow Lewis on Twitter at @DionLewisRB and on Instagram at @d\_lew33.
- Born Dion John Lewis on Sept. 27, 1990 in Albany, N.Y.

# DION LEWIS' GAME-BY-GAME

## 2011 Philadelphia Eagles

Date	Opp	W/L	P/S	RUSHING					RECEIVING				
				Att	Yds	Avg	Lg	TD	No	Yds	Avg	Lg	TD
Sept 11	@ StL	W	p	2	10	5.0	6	0	1	-3	-3.0	-3	0
Sept 18	@ Atl	L	p	0	0	-	0	0	0	0	-	0	0
Sept 25	NYG	L	p	1	3	3.0	3	0	0	0	-	0	0
Oct 2	SF	L	p	0	0	-	0	0	0	0	-	0	0
Oct 9	@ Buf	L	p	2	8	4.0	6	0	0	0	-	0	0
Oct 16	@ Was	W	p	2	10	5.0	7	0	0	0	-	0	0
Oct 30	Dal	W	IA										
Nov 7	Chi	L	p	0	0	-	0	0	0	0	-	0	0
Nov 13	Ari	L	p	1	2	2.0	2	0	0	0	-	0	0
Nov 20	@ NYG	W	p	1	1	1.0	1	0	0	0	-	0	0
Nov 27	NE	L	p	0	0	-	0	0	0	0	-	0	0
Dec 1	@ Sea	L	p	0	0	-	0	0	0	0	-	0	0
Dec 11	@ Mia	W	p	0	0	-	0	0	0	0	-	0	0
Dec 18	NYJ	W	p	2	10	5.0	7	0	0	0	-	0	0
Dec 24	@ Dal	W	p	0	0	-	0	0	0	0	-	0	0
Jan 1	Was	W	p	12	58	4.8	20	1	0	0	-	0	0
<b>Totals</b>		<b>8-8</b>	<b>15/0</b>	<b>23</b>	<b>102</b>	<b>4.4</b>	<b>20</b>	<b>1</b>	<b>1</b>	<b>-3</b>	<b>-3.0</b>	<b>-3</b>	<b>0</b>

## 2012 Philadelphia Eagles

Date	Opp	W/L	P/S	RUSHING					RECEIVING				
				Att	Yds	Avg	Lg	TD	No	Yds	Avg	Lg	TD
Sept 9	@ Cle	W	IA										
Sept 16	Bal	W	IA										
Sept 23	@ Ari	L	IA										
Sept 30	NYG	W	IA										
Oct 7	@ Pit	L	p	0	0	-	0	0	0	0	-	0	0
Oct 14	Det	L	IA										
10/28	Atl	L	IA										
11/05	@ NO	L	DNP										
11/11	Dal	L	p	0	0	-	0	0	0	0	-	0	0
11/18	@ Was	L	p	0	0	-	0	0	0	0	-	0	0
11/26	Car	L	p	5	24	4.8	11	0	0	0	-	0	0
12/02	@ Dal	L	p	2	14	7.0	11	0	0	0	-	0	0
12/09	@ TB	W	p	1	-4	-4.0	-4	-	1	28	28.0	28	0
12/13	Cin	L	p	1	3	3.0	3	0	1	-4	-4.0	-4	0
12/23	Was	L	p	1	17	17.0	17t	1	0	0	-	0	0
12/30	@ NYG	L	p	3	15	5.0	8	0	0	0	-	0	0
<b>2012 Totals</b>		<b>4-12</b>	<b>9/0</b>	<b>13</b>	<b>69</b>	<b>5.3</b>	<b>17t</b>	<b>1</b>	<b>2</b>	<b>24</b>	<b>12.0</b>	<b>28</b>	<b>0</b>

## 2015 New England Patriots

Date	Opp	W/L	P/S	RUSHING					RECEIVING				
				Att	Yds	Avg	Lg	TD	No	Yds	Avg	Lg	TD
Sept 10	Pit	W	S	15	69	4.6	13	0	4	51	12.8	19	0
Sept 20	@ Buf	W	S	7	40	5.7	13	1	6	98	16.3	40	0
Sept 27	Jax	W	S	8	37	4.6	10	1	5	30	6.0	9	0
Oct 11	@ Dal	W	S	6	34	5.7	13	0	8	59	7.4	14	1
Oct 18	@ Ind	W	S	4	21	5.3	8	0	3	18	6.0	12	0
Oct 25	NYJ	W	IA										
Oct 29	Mia	W	p	5	19	3.8	11	0	6	93	15.5	19	1
Nov 8	Was	W	S	4	14	3.5	9	0	4	39	9.8	15	0
Nov 15	@ NYG	Placed on injured reserve on Nov. 9											
<b>Totals</b>		<b>8-0</b>	<b>7/6</b>	<b>49</b>	<b>234</b>	<b>4.8</b>	<b>13</b>	<b>2</b>	<b>36</b>	<b>388</b>	<b>10.8</b>	<b>40</b>	<b>2</b>

## 2016 New England Patriots

2016 New England Patriots				RUSHING					RECEIVING				
Date	Opp	W/L	P/S	Att	Yds	Avg	Lg	TD	No	Yds	Avg	Lg	TD
Oct 30	@ Buf			Activated from PUP on Nov. 12									
Nov 13	Sea	L	IA										
Nov 20	@ SF	W	S	5	23	4.6	12	0	3	26	8.7	9	0

Nov 27	@ NYJ	W	p	6	24	4.0	15	0	4	34	8.5	16	0
Dec 4	LAR	W	S	5	27	5.4	9	0	4	11	2.8	16	0
Dec 12	Balt	W	p	3	14	4.7	8	0	1	5	5.0	5	0
Dec 18	@ Den	W	S	18	95	5.3	14	0	2	9	4.5	5	0
Dec 24	NYJ	W	S	16	52	3.3	9	0	1	5	5.0	5	0
Jan 1	@ Mia	W	S	11	48	4.4	12	0	2	4	2.0	4	0
<b>Totals</b>		<b>8-1</b>	<b>7/5</b>	<b>64</b>	<b>283</b>	<b>4.4</b>	<b>15</b>	<b>0</b>	<b>17</b>	<b>94</b>	<b>5.5</b>	<b>16</b>	<b>0</b>

### Playoffs

Jan 14	Hou	W	S	13	41	3.2	9	1	2	23	11.5	13t	1
Jan 22	Pit	W	p	6	11	1.8	8	0	2	8	4.0	5	0
Feb 5	Atl	W	S	6	27	4.5	13	0	1	2	2.0	2	0
<b>Totals</b>		<b>3-0</b>	<b>3/2</b>	<b>25</b>	<b>79</b>	<b>3.2</b>	<b>13</b>	<b>1</b>	<b>5</b>	<b>33</b>	<b>6.6</b>	<b>13t</b>	<b>1</b>

## 2017 New England Patriots

Date	Opp	W/L	P/S	RUSHING					RECEIVING				
				Att	Yds	Avg	Lg	TD	No	Yds	Avg	Lg	TD
Sept 7	KC	L	p	2	9	4.5	5	0	0	0	-	0	0
Sept 17	@ NO	W	p	4	14	3.5	13	0	1	11	11.0	11	0
Sept 24	Hou	W	p	2	5	2.5	3	0	3	12	4.0	5	0
Oct 1	Car	L	p	4	18	4.5	8t	1	1	9	9.0	9	0
Oct 5	@ TB	W	p	7	53	7.6	31	0	2	10	5.0	7	0
Oct 15	@ NYJ	W	S	11	52	4.7	11	1	0	0	-	0	0
Oct 22	Atl	W	S	13	76	5.8	25	0	1	6	6.0	6	0
Oct 29	LAC	W	S	15	44	2.9	10	0	2	10	5.0	11	0
Nov 12	@ Den	W	S	14	55	3.9	9	1	0	0	-	0	0
Nov 19	@ Oak	W	S	10	60	6.0	20	0	4	28	7.0	15t	1
Nov 26	Mia	W	p	15	112	7.5	25	0	1	1	1.0	1	0
Dec 3	@ Buf	W	p	15	92	6.1	44	0	0	0	-	0	0
Dec 11	@ Mia	L	p	5	17	3.4	11	0	5	50	10.0	20	0
Dec 17	@ Pit	W	S	13	67	5.2	12	1	1	13	13.0	13	0
Dec 24	Buf	W	S	24	129	5.4	16	1	5	24	4.8	12t	1
Dec 31	NYJ	W	S	26	93	3.6	17	1	6	40	6.7	10	1
<b>Totals</b>		<b>13-3</b>	<b>16/8</b>	<b>180</b>	<b>896</b>	<b>5.0</b>	<b>44</b>	<b>6</b>	<b>32</b>	<b>214</b>	<b>6.7</b>	<b>20</b>	<b>3</b>

### Playoffs

Jan 13	Ten	W	S	15	62	4.1	10	0	9	79	8.8	31	0
Jan 21	Jax	W	S	9	34	3.8	18	0	7	32	4.6	20	0
Feb 4	Phi	L	S	9	39	4.3	8	0	0	0	-	0	0
<b>Totals</b>		<b>2-1</b>	<b>3/3</b>	<b>33</b>	<b>135</b>	<b>4.1</b>	<b>18</b>	<b>0</b>	<b>16</b>	<b>111</b>	<b>6.9</b>	<b>31</b>	<b>0</b>

## 2018 Tennessee Titans

Date	Opp	W/L	P/S	RUSHING					RECEIVING				
				Att	Yds	Avg	Lg	TD	No	Yds	Avg	Lg	TD
Sept 9	@ Mia	L	p	16	75	4.7	26	1	5	35	7.0	13	0
Sept 16	Hou	W	p	14	42	3.0	13	0	1	1	1.0	1	0
Sept 23	@ Jax	W	p	9	26	2.9	9	0	3	14	4.7	7	0
Sept 30	Phi	W	p	4	0	0.0	2	0	9	66	7.3	17	0
Oct 7	@ Buf	L	p	12	34	2.8	15	0	3	14	4.7	10	0
Oct 14	Bal	L	p	5	9	1.8	7	0	2	5	2.5	5	0
Oct 21	@ LAC	L	p	13	91	7.0	36	0	6	64	10.7	21	0
Nov 5	@ Dal	W	S	19	62	3.3	13	0	4	60	15.0	37	1
Nov 11	NE	W	S	20	57	2.9	12	0	2	11	5.5	8	0
Nov 18	@ Ind	L	S	10	24	2.4	11	0	1	8	8.0	8	0
Nov 26	@ Hou	L	S	7	8	1.1	7	0	7	33	4.7	11	0
Dec 2	NYJ	W	S	6	36	6.0	11	0	2	-2	-1.0	2	0
Dec 6	Jax	W	S	10	13	1.3	5	0	5	39	7.8	29	0
Dec 16	@ NYG	W	p	7	35	5.0	17	0	3	9	3.0	7	0
Dec 22	Was	W	p	3	5	1.7	3	0	3	20	6.7	18	0
Dec 30	Ind	L	S	0	0	-	0	0	3	23	7.7	11	0
<b>Totals</b>		<b>9-7</b>	<b>16/7</b>	<b>155</b>	<b>517</b>	<b>3.3</b>	<b>36</b>	<b>1</b>	<b>59</b>	<b>400</b>	<b>6.8</b>	<b>37</b>	<b>1</b>



## DION LEWIS' NFL STATISTICS

### REGULAR SEASON

Year	Team			RUSHING					RECEIVING				
		GP	GS	Att	Yds	Avg	Lg	TD	No	Yds	Avg	Lg	TD
2011	Philadelphia	15	0	23	102	4.4	20	1	1	-3	-3.0	-3	0
2012	Philadelphia	9	0	13	69	5.3	17t	1	2	24	12.0	28	0
2013	Cleveland	0	0										
2014	Indianapolis	0	0	0	0	-	0	0	0	0	-	0	0
2015	New England	7	6	49	234	4.8	13	2	36	388	10.8	40	2
2016	New England	7	5	64	283	4.4	15	0	17	94	5.5	16	0
2017	New England	16	8	180	896	5.0	44	6	32	214	6.7	20	3
2018	Tennessee	16	7	155	517	3.3	36	1	59	400	6.8	37	1
<b>NFL Totals</b>		<b>70</b>	<b>26</b>	<b>484</b>	<b>2,101</b>	<b>4.3</b>	<b>44</b>	<b>11</b>	<b>147</b>	<b>1,117</b>	<b>7.6</b>	<b>40</b>	<b>6</b>

### PUNT RETURNS

Year	Team	No	FC	Yds	Avg	Lg	TD
2011	Philadelphia	0	0	0	-	0	0
2012	Philadelphia	0	0	0	-	0	0
2016	New England	0	0	0	-	0	0
2017	New England	0	0	0	-	0	0
2018	Tennessee	0	0	0	-	0	0
<b>NFL Totals</b>		<b>0</b>	<b>0</b>	<b>0</b>	<b>-</b>	<b>0</b>	<b>0</b>

### KICKOFF RETURNS

Year	Team	No	Yds	Avg	Lg	TD
2011	Philadelphia	31	669	21.6	33	0
2012	Philadelphia	1	33	33.0	33	0
2016	New England	2	35	17.5	23	0
2017	New England	23	570	24.8	103t	1
2018	Tennessee	0	0	-	0	0
<b>NFL Totals</b>		<b>57</b>	<b>1,307</b>	<b>22.9</b>	<b>103t</b>	<b>1</b>

### POSTSEASON

Year	Team			RUSHING					RECEIVING				
		GP	GS	Att	Yds	Avg	Lg	TD	No	Yds	Avg	Lg	TD
2015	New England	0	0	0	0	-	0	0	0	0	-	0	0
2016	New England	3	2	25	79	3.2	13	1	5	33	6.6	13t	1
2017	New England	3	3	33	135	4.1	18	0	16	111	6.9	31	0
<b>NFL Totals</b>		<b>6</b>	<b>5</b>	<b>58</b>	<b>214</b>	<b>3.7</b>	<b>18</b>	<b>1</b>	<b>21</b>	<b>144</b>	<b>6.9</b>	<b>31</b>	<b>1</b>

### PUNT RETURNS

Year	Team	No	FC	Yds	Avg	Lg	TD
2015	New England	0	0	0	-	0	0
2016	New England	0	0	0	-	0	0
2017	New England	0	0	0	-	0	0
<b>NFL Totals</b>		<b>0</b>	<b>0</b>	<b>0</b>	<b>-</b>	<b>0</b>	<b>0</b>

### KICKOFF RETURNS

Year	Team	No	Yds	Avg	Lg	TD
2015	New England	0	0	-	0	0
2016	New England	5	162	32.4	98t	1
2017	New England	6	106	17.7	27	0
<b>NFL Totals</b>		<b>11</b>	<b>268</b>	<b>24.4</b>	<b>98t</b>	<b>1</b>

### Single-Game Highs


Rushing Attempts - 26 vs. N.Y. Jets (12/31/17)  
 Rushing Yards - 129 vs. Buffalo (12/24/17)  
 Long Rush - 44 at Buffalo (12/5/17)  
 Rushing Touchdowns - **1 (11 times, last at Miami 9/9/18)**  
 Receptions - **9 vs. Philadelphia (9/30/18)**  
 Receiving Yards - 98 at Buffalo (9/20/15)  
 Long Reception - 40 at Buffalo (9/20/15)  
 Receiving Touchdowns - **1 (Six times, last at Dallas 11/5/18)**  
 Kickoff Returns - 5 at Atlanta (9/18/11)  
 Kickoff Return Yards - 113 at Atlanta (9/18/11)  
 Kickoff Return Long - 103t at Denver (11/12/17)  
 Kickoff Return Touchdowns - 1 at Denver (11/12/17)

### Playoff Single-Game Highs

Rushing Attempts - 15 vs. Tennessee (1/13/18)  
 Rushing Yards - 62 vs. Tennessee (1/13/18)  
 Long Rush - 18 vs. Jacksonville (1/21/18)  
 Rushing Touchdowns - 1 vs. Houston (1/14/17)  
 Receptions - 9 vs. Tennessee (1/13/18)  
 Receiving Yards - 79 vs. Tennessee (1/13/18)  
 Long Reception - 31 vs. Tennessee (1/13/18)  
 Receiving Touchdowns - 1 vs. Houston (1/14/17)  
 Kickoff Returns - 3 (Twice, last vs. Philadelphia 2/4/18)  
 Kickoff Return Yards - 124 vs. Houston (1/14/17)  
 Kickoff Return Long - 98t vs. Houston (1/14/17)  
 Kickoff Return Touchdowns - 1 vs. Houston (1/14/17)

### Additional Career Statistics

Special Teams Tackles - 1 (2011)  
 Fumble Recoveries - 1 (2016), **2 (2018)**



# 28 KENDRICK LEWIS

SAFETY • 6'0" • 205 LBS • COLLEGE: MISSISSIPPI

ACQUIRED: FREE AGENT - 2018 • NFL EXPERIENCE (NFL/TITANS): 8/1

HOMETOWN: NEW ORLEANS, LA.

GAMES PLAYED/GAMES STARTED: 103/84 (PLAYOFFS: 2/2)



**PRO:** The Titans signed free agent Kendrick Lewis late in the 2018 offseason to add experience to the safety position. Prior to his arrival in Tennessee, the 6-foot, 205-pounder spent two seasons with the Baltimore Ravens. Lewis was originally drafted by the Kansas City Chiefs in the fifth round of the 2010 NFL Draft and played his first four NFL seasons with the club. The Ole Miss product also spent one campaign (2014) with the Houston Texans.

## CAREER HIGHLIGHTS:

- In 2014, Lewis established a career-high and led the Texans with 84 tackles and three forced fumbles. Also notched two interceptions, six passes defended and a fumble recovery.
- In 2011, Lewis started all 16 games at safety for the first time in his career and produced 58 tackles, a career-high 10 passes defended and three interceptions.
- As a rookie in 2010, Lewis started 10 games for the Chiefs and tallied career-high-tying three interceptions.

## TITANS TIDBITS:

- Just prior to the start of his high school senior year, Lewis' family relocated to Georgia from New Orleans immediately following Hurricane Katrina.
- Lewis was initially recruited as a wide receiver out of high school. He played receiver during his first year at Ole Miss before making the switch to defense for his final three collegiate seasons.

## CAREER TRANSACTIONS:

- The New Orleans, La., native was originally selected by the Kansas City Chiefs in the fifth round (136th overall) of the 2010 NFL Draft.
- Signed by the Houston Texans as an unrestricted free agent on March 21, 2014.
- Signed by the Baltimore Ravens as an unrestricted free agent on March 17, 2015.
- Released by the Ravens on March 7, 2017.
- Signed by the Titans as a free agent on May 2, 2018.

## SEASON RECAPS:

**2018 (13/3 - Tennessee):** Played in 13 games with three starts at safety in his first season with the Titans and collected 28 tackles, a stop for loss and a pass defended. Notched two special teams tackles on coverage units. Was inactive for the first three games of the season. Led the team in tackles once in 2018 (at NYG). Led the team in special teams tackles once in 2018 (vs. WAS). Played in his 100th career regular season contest against Jacksonville (12/6/18).

- At Miami (9/9), was inactive.
- Against Houston (9/16), was inactive.
- At Jacksonville (9/23), was inactive.
- Against Philadelphia (9/30), returned to the field for the first time after nearly two years and saw significant action as a reserve at safety and notched four tackles.
- At Buffalo (10/7), started at safety and recorded five tackles.
- Against Baltimore (10/14), started at safety and amassed six tackles.
- At Los Angeles Chargers in London (10/21), started at safety and tallied five tackles.
- At Dallas (11/5), played as a reserve on special teams.
- Against New England (11/11), saw action as a reserve on special teams and limited snaps at safety in the fourth quarter.
- At Indianapolis (11/18), played as a reserve on special teams.
- At Houston (11/26), saw action as a reserve on special teams.
- Against N.Y. Jets (12/2), played as a reserve on special teams and

registered a tackle on coverage units.

- Against Jacksonville (12/6), saw action in his 100th career contest playing as a reserve on special teams.
- At N.Y. Giants (12/16), entered the game as a reserve at safety in the first quarter and led the team with eight tackles, including a stop for loss and a pass defended in the Titans' first shutout win since 2000. Dropped Saquon Barkley for a 10-yard loss on a rush up the middle in the first quarter. Ended a Giants' drive by breaking up a third-and-seven pass intended for Sterling Shepard in the second quarter.
- Against Washington (12/22), led the team with a special teams tackle on coverage units.
- Against Indianapolis (12/30), saw action as a reserve on special teams.

**2016 (6/0 - Baltimore):** Appeared as a reserve in the first six games and posted a tackle on defense and five special teams stops on coverage units. Placed on injured reserve with a thigh injury on Oct. 22, 2016.

**2015 (15/15 - Baltimore):** Started 15 games at safety and totaled 60 tackles, five passes defended and a forced fumble for the NFL's eighth-ranked defense (337.4 ypg), which finished No. 2 overall (291.1 ypg) and No. 1 against the pass (183.3 ypg) over the season's final eight games. Was inactive for one contest.

- Against St. Louis (11/22), led the Ravens' secondary with a season-high eight tackles for a defense that held the Rams to 131 net passing yards in the 16-13 victory.
- At Miami (12/6), forced a fourth-quarter fumble and posted five solo tackles for a defense that allowed just eight first downs.
- Against Pittsburgh (12/27), recorded five tackles, including a stop for loss, for a defense that allowed 193 net passing yards and snapped the Steelers' streak of six-straight 30-point performances in the 20-17 victory.

**2014 (16/16 - Houston):** Started all 16 games at safety in his first season with the Texans and notched career-highs with 84 tackles and three forced fumbles. Added two interceptions, including one returned for a touchdown, six passes defended and a fumble recovery.

- At N.Y. Giants (9/21), recorded a career-high 12 tackles to go along with a forced fumble.
- At Dallas (10/5), posted three tackles, an interception, a pass defended and a forced fumble. Forced a DeMarco Murray fumble in the first quarter. Intercepted a Tony Romo pass intended for Dez Bryant early in the fourth quarter.
- At Indianapolis (12/14), produced five tackles, two passes defended and an interception, which he returned 27 yards for a touchdown. Picked off an Andrew Luck pass intended for Colby Fleener and returned it 27 yards for a touchdown.

**2013 (16/15, 1/1 - Kansas City):** Appeared in all 16 games with 15 starts at safety and registered 56 tackles, an interception and four passes defended. Started the postseason contest and collected five tackles and a pass defended.

- At Buffalo (11/3), posted nine tackles, an interception and a pass defended. Picked off a Jeff Tuel pass intended for Scott Chandler in the second quarter.
- At Indianapolis (1/4), posted five tackles and a pass defended in the Wild Card matchup.

**2012 (9/9 - Kansas City):** Started nine games at safety and tallied 26 tackles and two passes defended. Was inactive for seven games with a shoulder injury.

- Against Denver (11/25), netted five solo tackles before leaving with a shoulder injury.

**2011 (16/16 - Kansas City):** Started all 16 games at safety for the first time in his career and tallied 83 tackles, a career-high 11 passes defended and three interceptions.

- At San Diego (9/25), posted four tackles, an interception which he returned 50 yards and a pass defended.
- At Oakland (10/23), registered five tackles, an interception and a pass defended. Intercepted a Kyle Boller pass and raced 59 yards for his first-career touchdown in the first quarter.

**2010 (12/10, 1/1 - Kansas City):** Appeared in 12 games with 10 starts at safety as a rookie and established a career-high with three interceptions. Notched 47 tackles, nine passes defended and a forced fumble. Was inactive for four games. Started his first career postseason contest and posted four tackles.

- At Cleveland (9/19), made his first career start and posted four tackles.
- At Seattle (11/28), recorded three tackles, a pass defended and his first-career interception off Matt Hasselbeck which he returned 22 yards in the second quarter.
- At St. Louis (12/19), established a career-high with two interceptions.

#### **COLLEGE:**

- Played in 44 games with 38 starts at Mississippi, recording 226 tackles, 10 tackles for loss, three sacks for 34 yards, six interceptions, 18 passes defended, four forced fumbles, a fumble recovery and two blocked kicks. Also recovered a blocked punt for a touchdown. Caught five passes for 31 yards at wide receiver before switching to safety prior to his sophomore season.
- As a senior (2009), started all 13 games at free safety and earned All-SEC honors. Posted a team-high 84 tackles, five tackles for loss, a sack, two interceptions, 10 passes defended, three forced fumbles and two blocked kicks.
- As a junior (2008), started all 13 games at free safety and led the team with 85 tackles. Led the squad with four interceptions and tied for team lead with six passes defended. Also notched 2.5 tackles for loss, one sack, one forced fumble and one fumble recovery.
- As a sophomore (2007), in his first season on defense, played in all 12 games with seven starts - six at free safety and one at strong safety. Collected 57 tackles, 2.5 stops for loss and a sack. Also posted two passes defended and two quarterback hurries.
- As a freshman (2006), appeared in six games as a wide receiver and collected five receptions for 31 yards.
- Graduated from Mississippi with a degree in criminal justice.

#### **PERSONAL:**

- Played at O. Perry Walker (New Orleans, La.) High School before moving to Gainesville, Ga.
- Attended Gainesville (Ga.) High School after relocating from New Orleans following Hurricane Katrina, which occurred just prior to the start of his senior year (2005).
- Recorded 41 receptions for 740 yards and nine touchdowns as a senior wide receiver. Earned first-team All-State from the Atlanta Journal-Constitution and District 9-AAAAA Player of the Year honors. Was named to the SuperPrep All-Dixie Team.
- Posted 2,260 total yards and 34 combined touchdowns passing, receiving and rushing as a junior.
- Follow Lewis on Twitter at @klewis.
- Follow Lewis on Instagram at @im\_klewis23.
- Born Kendrick Lewis on June 16, 1988 in New Orleans, La.

# KENDRICK LEWIS' GAME-BY-GAME

## 2010 Kansas City Chiefs

Date	Opp	W/L	P/S	Tot Solo Asst	Sk - Yds	QBP	TFL	Int - Yds -TD	PD	FF	FR - Yds	SpT
Sept 13	SD	W	p	0 0 0	0.0	0	NA	0 0 0 0 1 0 0 0 0	0	0	0	0
Sept 19	@ Cle	W	S	4 2 2	0.0	0	NA	0 0 0 0 0 0 0 0 0	0	0	0	0
Sept 26	SF	W	S	2 1 1	0.0	0	NA	0 0 0 0 0 1 0 0 0	0	0	0	0
Oct 10	@ Ind	L	S	6 2 4	0.0	0	NA	0 0 0 0 0 0 0 0 0	0	0	0	0
Oct 17	@ Hou	L	IA									
Oct 24	Jax	W	S	7 5 2	0.0	0	NA	0 0 0 0 1 0 0 0 0	0	0	0	0
Oct 31	Buf	W	S	6 3 3	0.0	0	NA	1 0 0 0 1 0 0 0 0	0	0	0	0
Nov 7	@ Oak	L	IA									
Nov 14	@ Den	L	IA									
Nov 21	Ari	W	S	6 4 2	0.0	0	NA	0 0 0 0 0 0 0 0 0	0	0	0	0
Nov 28	@ Sea	W	S	3 2 1	0.0	0	NA	0 1 22 0 1 0 0 0	0	0	0	0
Dec 5	Den	W	IA									
Dec 12	@ SD	L	p	4 2 2	0.0	0	NA	0 0 0 0 1 1 0 0 0	0	0	0	0
Dec 19	@ STL	W	S	1 0 1	0.0	0	NA	0 2 24 0 2 0 0 0	0	0	0	0
Dec 26	Ten	W	S	4 1 3	0.0	0	NA	0 0 0 0 1 0 0 0 0	0	0	0	0
Jan 2	Oak	L	S	4 3 1	0.0	0	NA	0 0 0 0 0 0 0 0 0	0	0	0	0
<b>Totals</b>			<b>10-6 12/10</b>	<b>47 25 22</b>	<b>0.0</b>	<b>0</b>	<b>NA</b>	<b>1 3 46 0 9 1 0 0 0</b>	<b>0</b>	<b>0</b>	<b>0</b>	<b>0</b>

## Playoffs

Jan 9	Bal	L	S	4 3 1	0.0	0	NA	0 0 0 0 0 0 0 0 0	0	0	0	0
<b>Totals</b>			<b>0-1 1/1</b>	<b>4 3 1</b>	<b>0.0</b>	<b>0</b>	<b>NA</b>	<b>0 0 0 0 0 0 0 0 0</b>	<b>0</b>	<b>0</b>	<b>0</b>	<b>0</b>

## 2011 Kansas City Chiefs

Date	Opp	W/L	P/S	Tot Solo Asst	Sk - Yds	QBP	TFL	Int - Yds -TD	PD	FF	FR - Yds	SpT
Sept 11	Buf	L	S	5 4 1	0.0	0	NA	0 0 0 0 0 0 0 0 0	0	0	0	0
Sept 18	@ Det	L	S	5 5 0	0.0	0	NA	0 0 0 0 0 0 0 0 0	0	0	0	0
Sept 25	@ SD	L	S	4 2 2	0.0	0	NA	0 1 50 0 1 0 0 0	0	0	0	0
Oct 2	Min	W	S	7 5 2	0.0	0	NA	0 0 0 0 0 0 0 0 1	0	0	0	0
Oct 9	@ Ind	W	S	4 2 2	0.0	0	NA	0 0 0 0 0 0 0 0 1	0	0	0	0
Oct 23	@ Oak	W	S	5 3 2	0.0	0	NA	0 1 59t 1 2 0 0 0	0	0	0	0
Oct 31	SD	W	S	4 2 2	0.0	0	NA	0 1 10 0 1 0 1 0	0	0	0	0
Nov 6	Mia	L	S	6 4 2	0.0	0	NA	0 0 0 0 0 1 0 0 0	0	0	0	0
Nov 13	Den	L	S	8 4 4	0.0	0	NA	0 0 0 0 2 0 0 0 0	0	0	0	0
Nov 21	@ NE	L	S	3 2 1	0.0	0	NA	0 0 0 0 0 0 0 0 0	0	0	0	0
Nov 27	Pit	L	S	5 2 3	0.0	0	NA	0 0 0 0 0 0 0 0 0	0	0	0	0
Dec 4	@ Chi	W	S	7 4 3	0.0	0	NA	0 0 0 0 1 0 0 0 0	0	0	0	0
Dec 11	@ NYJ	L	S	7 5 2	0.0	0	NA	0 0 0 0 0 0 0 0 0	0	0	0	0
Dec 18	GB	W	S	3 2 1	0.0	0	NA	0 0 0 0 1 0 0 0 0	0	0	0	0
Dec 24	Oak	L	S	5 4 1	0.0	0	NA	0 0 0 0 2 0 0 0 0	0	0	0	0
Jan 1	@ Den	W	S	5 3 2	0.0	0	NA	0 0 0 0 0 1 0 0 0	0	0	0	0
<b>Totals</b>			<b>7-9 16/16</b>	<b>83 53 30</b>	<b>0.0</b>	<b>0</b>	<b>NA</b>	<b>0 3 119 1 11 1 1 0 2</b>				

## 2012 Kansas City Chiefs

Date	Opp	W/L	P/S	Tot Solo Asst	Sk - Yds	QBP	TFL	Int - Yds -TD	PD	FF	FR - Yds	SpT
Sept 9	Atl	L	IA									
Sept 16	@ Buf	L	IA									
Sept 23	@ NO	W	IA									
Sept 30	SD	L	IA									
Oct 7	Bal	L	IA									
Oct 14	@ TB	L	S	3 3 0	0.0	0	NA	0 0 0 0 0 0 0 0 0	0	0	0	0
Oct 28	Oak	L	S	5 4 1	0.0	0	NA	0 0 0 0 0 0 0 0 0	0	0	0	0
Nov 1	@ SD	L	S	1 1 0	0.0	0	NA	0 0 0 0 0 0 0 0 0	0	0	0	0
Nov 12	@ Pit	L	S	2 2 0	0.0	0	NA	0 0 0 0 0 0 0 0 0	0	0	0	0
Nov 18	Cin	L	S	2 2 0	0.0	0	NA	0 0 0 0 0 0 0 0 0	0	0	0	0
Nov 25	Den	L	S	5 5 0	0.0	0	NA	0 0 0 0 0 0 0 0 0	0	0	0	0
Dec 2	Car	W	IA									
Dec 9	@ Cle	L	IA									
Dec 16	@ Oak	L	S	0 0 0	0.0	0	NA	0 0 0 0 0 1 0 0 0	0	0	0	0
Dec 23	Ind	L	S	3 3 0	0.0	0	NA	0 0 0 0 0 1 0 0 0	0	0	0	0
Dec 30	@ Den	L	S	5 4 1	0.0	0	NA	0 0 0 0 0 0 0 0 0	0	0	0	0
<b>Totals</b>			<b>2-14 9/9</b>	<b>26 24 2</b>	<b>0.0</b>	<b>0</b>	<b>NA</b>	<b>0 0 0 0 0 2 0 0 0</b>	<b>0</b>	<b>0</b>	<b>0</b>	<b>0</b>

## 2013 Kansas City Chiefs

Date	Opp	W/L	P/S	Tot Solo Asst	Sk - Yds	QBP	TFL	Int - Yds -TD	PD	FF	FR - Yds	SpT
Sept 8	@ Jax	W	S	3 3 0	0.0	0	NA	1 0 0 0 0 0 0 0 0	0	0	0	0
Sept 15	Dal	W	S	2 2 0	0.0	0	NA	1 0 0 0 1 0 0 0 0	0	0	0	0
Sept 19	@ Phi	W	S	3 2 1	0.0	0	NA	0 0 0 0 0 0 0 0 0	0	0	0	0
Sept 29	NYG	W	S	1 1 0	0.0	0	NA	0 0 0 0 0 0 0 0 0	0	0	0	0
Oct 6	@ Ten	W	S	3 3 0	0.0	0	NA	0 0 0 0 0 0 0 0 0	0	0	0	0
Oct 13	Oak	W	S	2 2 0	0.0	0	NA	0 0 0 0 0 0 0 0 0	0	0	0	0
Oct 20	Hou	W	S	4 4 0	0.0	0	NA	1 0 0 0 1 0 0 0 0	0	0	0	0
Oct 27	Cle	W	S	2 2 0	0.0	0	NA	0 0 0 0 0 0 0 0 0	0	0	0	0
Nov 3	@ Buf	W	S	9 6 3	0.0	0	NA	0 1 1 0 1 0 0 0 0	0	0	0	0
Nov 17	@ Den	L	S	5 4 1	0.0	0	NA	0 0 0 0 0 0 0 0 0	0	0	0	0
Nov 24	SD	L	S	4 3 1	0.0	0	NA	0 0 0 0 0 0 0 0 0	0	0	0	0
Dec 1	Den	L	S	1 1 0	0.0	0	NA	0 0 0 0 0 0 0 0 0	0	0	0	0
Dec 8	@ Was	W	S	4 2 2	0.0	0	NA	0 0 0 0 0 0 0 0 0	0	0	0	0
Dec 15	@ Oak	W	S	7 6 1	0.0	0	NA	0 0 0 0 1 0 0 0 0	0	0	0	0
Dec 22	Ind	L	S	4 3 1	0.0	0	NA	0 0 0 0 0 0 0 0 0	0	0	0	0
Dec 29	@ SD	L	p	2 2 0	0.0	0	NA	0 0 0 0 0 0 0 0 0	0	0	0	0
<b>Totals</b>			<b>11-5 16/15</b>	<b>56 46 10</b>	<b>0.0</b>	<b>0</b>	<b>NA</b>	<b>3 1 1 0 4 0 0 0 0</b>				

## Playoffs

Jan 4	@ Ind	L	S	5 3 2	0.0	0	NA	0 0 0 0 0 0 0 0 0	0	0	0	0
<b>Totals</b>			<b>0-1 1/1</b>	<b>5 3 2</b>	<b>0.0</b>	<b>0</b>	<b>NA</b>	<b>0 0 0 0 0 0 0 0 0</b>	<b>0</b>	<b>0</b>	<b>0</b>	<b>0</b>

## 2014 Houston Texans

Date	Opp	W/L	P/S	Tot Solo Asst	Sk - Yds	QBP	TFL	Int - Yds -TD	PD	FF	FR - Yds	SpT
Sept 7	Was	W	S	5 4 1	0.0	0	0	0 0 0 0 0 0 0 0 1	0	0	0	0
Sept 14	@ Oak	W	S	4 3 1	0.0	0	0	1 0 0 0 0 0 0 0 1	0	0	0	0
Sept 21	@ NYG	L	S	12 11 1	0.0	0	0	0 0 0 0 0 0 0 0 1	0	0	0	0
Sept 28	Buf	W	S	6 4 2	0.0	0	0	1 0 0 0 0 0 0 0 0	0	0	0	0
Oct 5	@ Dal	L	S	3 1 2	0.0	0	0	1 1 5 5 1 1 0 0 0	0	0	0	0
Oct 9	Ind	L	S	10 6 4	0.0	0	0	0 0 0 0 0 0 0 0 0	0	0	0	0
Oct 20	@ Pit	L	S	6 3 3	0.0	0	0	0 0 0 0 0 0 0 0 0	0	0	0	0
Oct 26	@ Ten	W	S	3 2 1	0.0	0	0	0 0 0 0 0 1 0 0 0	0	0	0	0
Nov 2	Phi	L	S	6 1 5	0.0	0	0	0 0 0 0 0 0 0 0 0	0	0	0	0
Nov 16	@ Cle	W	S	2 1 1	0.0	0	0	0 0 0 0 0 0 0 0 0	0	0	0	0
Nov 23	Cin	L	S	9 4 5	0.0	0	0	1 0 0 0 0 0 0 0 0	0	0	0	0
Nov 30	Ten	W	S	5 3 2	0.0	0	0	0 0 0 0 0 1 0 0 0	0	0	0	0
Dec 7	@ Jax	W	S	2 2 0	0.0	0	0	0 0 0 0 0 1 0 0 0	0	0	0	0
Dec 14	@ Ind	L	S	5 3 2	0.0	0	0	0 1 27t 27t 2 0 0 0 0	0	0	0	0
Dec 21	Bal	W	S	4 2 2	0.0	0	0	0 0 0 0 0 0 0 0 0	0	0	0	0
Dec 28	Jax	W	S	2 2 0	0.0	0	1	0 0 0 0 0 0 0 0 0	0	0	0	0
<b>Totals</b>			<b>9-7 16/16</b>	<b>84 52 32</b>	<b>0.0</b>	<b>0</b>	<b>1</b>	<b>4 2 32 27t 6 3 1 0 0</b>				

## 2015 Baltimore Ravens

Date	Opp	W/L	P/S	Tot	Solo	Asst	Sk	- Yds	QBP	TFL	Int -	Yds -TD	PD	FF	FR -	Yds	SpT
Sept 13	@ Den	L	S	1	1	0	0.0	0	NA	NA	0	0	0	0	0	0	0
Sept 20	@ Oak	L	S	3	1	2	0.0	0	NA	NA	0	0	0	0	0	0	0
Sept 27	Cin	L	S	1	0	1	0.0	0	NA	NA	0	0	0	1	0	0	0
Oct 1	@ Pit	W	S	2	2	0	0.0	0	NA	NA	0	0	0	0	0	0	0
Oct 11	Cle	L	S	6	5	1	0.0	0	NA	NA	0	0	0	1	0	0	0
Oct 18	@ SF	L	S	1	1	0	0.0	0	NA	NA	0	0	0	0	0	0	0
Oct 26	@ Ari	L	IA														
Nov 1	SD	W	S	6	3	3	0.0	0	NA	NA	0	0	0	0	0	0	0
Nov 15	Jax	L	S	5	2	3	0.0	0	NA	NA	0	0	0	2	0	0	0
Nov 22	StL	W	S	8	4	4	0.0	0	NA	NA	0	0	0	0	0	0	0
Nov 30	@ Cle	W	S	4	4	0	0.0	0	NA	NA	0	0	0	1	0	0	1
Dec 6	@ Mia	L	S	5	5	0	0.0	0	NA	NA	0	0	0	0	1	0	0
Dec 13	Sea	L	S	3	1	2	0.0	0	NA	NA	0	0	0	0	0	0	0
Dec 20	KC	L	S	7	5	2	0.0	0	NA	NA	0	0	0	0	0	0	0
Dec 27	Pit	W	S	5	2	3	0.0	0	NA	NA	0	0	0	0	0	0	0
Jan 3	@ Cin	L	S	3	1	2	0.0	0	NA	NA	0	0	0	0	0	0	0
Totals		5-11	15/15	60	37	23	0.0	0	NA	NA	0	0	0	5	1	0	1



## KENDRICK LEWIS' NFL STATISTICS

### REGULAR SEASON

		TACKLES									INTERCEPTIONS					FUMBLES			
Year	Team	GP	GS	Tot	Solo	Asst	Sk	Yds	QBP	TFL	No	Yds	Lg	TD	PD	FF	FR	Yds	SpT
2010	Kansas City	12	10	47	25	22	0.0	0.0	NA	1	3	46	24	0	9	1	0	0	0
2011	Kansas City	16	16	83	53	30	0.0	0.0	NA	0	3	119	59t	1	11	1	1	0	2
2012	Kansas City	9	9	26	24	2	0.0	0.0	NA	0	0	0	-	0	2	0	0	0	0
2013	Kansas City	16	15	56	46	10	0.0	0.0	NA	3	1	1	1	0	4	0	0	0	0
2014	Houston	16	16	84	52	32	0.0	0.0	1	4	2	32	27t	1	6	3	1	0	0
2015	Baltimore	15	15	60	37	23	0.0	0.0	NA	NA	0	0	-	0	5	1	0	0	1
2016	Baltimore	6	0	1	1	0	0.0	0.0	NA	NA	0	0	-	0	0	0	0	0	5
2018	Tennessee	13	3	28	19	9	0.0	0.0	0	1	0	0	0	0	1	0	0	0	2
<b>NFL Totals</b>		<b>103</b>	<b>84</b>	<b>385</b>	<b>257</b>	<b>128</b>	<b>0.0</b>	<b>0.0</b>	<b>1</b>	<b>9</b>	<b>9</b>	<b>198</b>	<b>59t</b>	<b>2</b>	<b>38</b>	<b>6</b>	<b>2</b>	<b>0</b>	<b>10</b>

### PLAYOFFS

		TACKLES									INTERCEPTIONS					FUMBLES			
Year	Team	GP	GS	Tot	Solo	Asst	Sk	Yds	QBP	TFL	No	Yds	Lg	TD	PD	FF	FR	Yds	SpT
2010	Kansas City	1	1	4	3	1	0.0	0	NA	0	0	0	-	0	0	0	0	0	0
2013	Kansas City	1	1	5	3	2	0.0	0	NA	0	0	0	-	0	0	0	0	0	0
<b>NFL Totals</b>		<b>2</b>	<b>2</b>	<b>9</b>	<b>6</b>	<b>3</b>	<b>0.0</b>	<b>0</b>	<b>NA</b>	<b>0</b>	<b>0</b>	<b>0</b>	<b>-</b>	<b>0</b>	<b>0</b>	<b>0</b>	<b>0</b>	<b>0</b>	<b>0</b>

#### Single-Game Highs

Tackles - 12 at New York Giants (9/21/14)

Interceptions - 2 at St. Louis (12/19/10)

Forced Fumble - 1 (Six times, last at Miami 12/6/15)

Fumble Recovery - 1 (Twice, last vs. Washington 9/7/14)

Passes Defensed - 2 (Six times, last vs. Jacksonville 11/15/15)

#### Playoff Single-Game Highs

Tackles - 5 at Indianapolis (1/4/14)

#### Additional Statistics

Special Teams Forced Fumble - 1 at Cleveland (9/18/16)

Touchdowns - 2 (59-yard interception return at Oakland 10/23/11; 27-yard interception return at Indianapolis 12/14/14)



# 45 LaTROY LEWIS

OUTSIDE LINEBACKER • 6'3" • 255 LBS • COLLEGE: TENNESSEE

ACQUIRED: FREE AGENT - 2018 • NFL EXPERIENCE (NFL/TITANS): 1/1

HOMETOWN: AKRON, OHIO

GAMES PLAYED/GAMES STARTED: 2/0 (PLAYOFFS: 0/0)



**PRO:** The Titans signed outside linebacker LaTroy Lewis to the practice squad during Week 5 of the 2018 season and elevated him to the active roster during the final week of the regular season. The 6-foot-3-inch, 255-pounder originally signed with the Oakland Raiders as a rookie free agent following the 2017 NFL Draft. Prior to his arrival in Tennessee, the Akron, Ohio, native also spent time with the Houston Texans.

#### CAREER HIGHLIGHTS:

- As a rookie in 2017, appeared in two games for the Houston Texans and tallied three tackles, one sack, one quarterback hit and one tackle for loss in two games played.

#### TITANS TIDBITS:

- While at Tennessee, Lewis was a recipient of the Aggregates USA, LLC Athletic Scholarship Fund, the General Bob Neyland Endowment, and the Ragland Family Business Administration Athletic Endowment.

#### CAREER TRANSACTIONS:

- The Akron, Ohio, native originally signed with the Oakland Raiders as a rookie free agent following the 2017 NFL Draft.
- Waived by the Raiders on Sept. 2, 2017.
- Signed by the Houston Texans to the team's practice squad on Sept. 4, 2017.
- Signed to the Texans active roster off of the practice squad on Nov. 29, 2017.
- Waived by the Texans on Sept. 2, 2018.
- Signed by the Titans to their practice squad on Oct. 2, 2018.
- Signed by the Titans to their active roster from the team's practice squad on Dec. 24, 2018.

#### SEASON RECAPS:

**2018 (0/0 - Tennessee):** Was inactive for one contest after being signed the active roster for the regular season finale. Spent 11 games on the team's practice squad after joining the Titans in Week 5.

- Against Indianapolis (12/30), was inactive.

**2017 (2/0 - Houston):** Saw action as a reserve in two games and collected three tackles, one sack, one quarterback hit and one tackle for loss. Spent the first 11 games on the team's practice squad.

- Against San Francisco (12/10), made his NFL debut and notched his first career sack.
- At Jacksonville (12/17), posted a career-high two tackles.

#### COLLEGE:

- During a four-year career at Tennessee (2013-16), Lewis played in 44 games and recorded 10 starts. He totaled 77 tackles, 12 tackles for loss, 4.5 sacks and one forced fumble.
- As a senior (2016), saw action in 12 contests with four starts at defensive end and defensive tackle. Posted career-highs with 36 tackles, four tackles for loss, 2.5 sacks and one fumble recovery.
- Against Appalachian State (9/1), notched a single-game career-high seven tackles.
- Against Kentucky (11/12), made his first career start at defensive tackle and tied his career-high with seven tackles. Also tallied one sack, 1.5 tackles for loss and one fumble recovery.
- As a junior (2015), appeared in 13 games with five starts. Posted 29 tackles, one sack, two tackles for loss, one forced fumble and four quarterback hurries.

- As a sophomore (2014), played in 13 contests with one start. Recorded eight tackles, one sack, five tackles for loss, one pass defended and two quarterback hurries.
- As a redshirt freshman (2013), saw action in six games as a reserve defensive end and made four tackles on the season.
- Against Austin Peay (8/31), made his collegiate debut and notched three tackles.
- As a freshman (2012), redshirted.
- Majored in kinesiology at Tennessee.

#### PERSONAL:

- Attended Archbishop Hoban (Akron, Ohio,) High School, where he was a four-star recruit by ESPN and ranked the 30th overall defensive end.
- Lewis was also a three-star recruit by Rivals and ranked as the 37th overall defensive end.
- He missed majority of his senior season with a foot injury.
- As a junior in 2010, Lewis earned Associated Press Second-Team All-Ohio and First-Team All-Akron accolades after recording 96 tackles and nine sacks.
- Son of La Tonya Lewis-Bector.
- Follow Lewis on Instagram and Twitter at @mrprimetime4.
- Born LaTroy Rayshawn Lewis on Nov. 9, 1993 in Akron, Ohio.

# LaTROY LEWIS' GAME-BY-GAME

## 2017 Houston Texans

Date	Opp	W/L	P/S	Tot	Solo	Asst	Sk	- Yds	QBP	TFL	Int	- Yds	-TD	PD	FF	FR	- Yds	SpT
Dec 3	@ Tenn	L	IA															
Dec 10	SF	L	p	1	1	0	1.0	11.0	1	1	0	0	0	0	0	0	0	0
Dec 17	@ Jax	L	p	2	2	0	0.0	0.0	0	0	0	0	0	0	0	0	0	0
Dec 25	Pit	L	IA															
Dec 31	@ Ind	L	IA															
<b>Totals</b>				<b>4-12</b>	<b>2/0</b>		<b>3</b>	<b>3</b>	<b>0</b>	<b>1.0</b>	<b>11.0</b>	<b>1</b>	<b>1</b>	<b>0</b>	<b>0</b>	<b>0</b>	<b>0</b>	<b>0</b>

## 2018 Tennessee Titans

Date	Opp	W/L	P/S	Tot	Solo	Asst	Sk	- Yds	QBP	TFL	Int	- Yds	-TD	PD	FF	FR	- Yds	SpT
Dec 30	Ind	L	IA															
<b>Totals</b>				<b>0-1</b>	<b>0/0</b>		<b>0</b>	<b>0</b>	<b>0</b>	<b>0.0</b>	<b>0.0</b>	<b>0</b>	<b>0</b>	<b>0</b>	<b>0</b>	<b>0</b>	<b>0</b>	<b>0</b>

# LaTROY LEWIS' NFL STATISTICS

## REGULAR SEASON

Year	Team	REGULAR SEASON		TACKLES							INTERCEPTIONS					FUMBLES			
		GP	GS	Tot	Solo	Asst	Sk	Yds	QBP	TFL	No	Yds	Lg	TD	PD	FF	FR	Yds	SpT
2017	Houston	2	0	3	3	0	1.0	11.0	1	1	0	0	0	0	0	0	0	0	0
2018	Tennessee	0	0	0	0	0	0.0	0.0	0	0	0	0	0	0	0	0	0	0	0
<b>NFL Totals</b>		<b>2</b>	<b>0</b>	<b>3</b>	<b>3</b>	<b>0</b>	<b>1.0</b>	<b>11.0</b>	<b>1</b>	<b>1</b>	<b>0</b>	<b>0</b>	<b>0</b>	<b>0</b>	<b>0</b>	<b>0</b>	<b>0</b>	<b>0</b>	<b>0</b>

## Single-Game Highs

Tackles - 2 at Jacksonville (12/17/17)

Sacks - 1 vs. San Francisco (12/10/17)

Quarterback Pressures - 1 vs. San Francisco (12/10/17)



# 96 BENNIE LOGAN

DEFENSIVE LINE • 6'2" • 315 LBS • COLLEGE: LOUISIANA STATE  
ACQUIRED: UNRESTRICTED FREE AGENT (KANSAS CITY) - 2018  
NFL EXPERIENCE (NFL/TITANS): 6/1 • HOMETOWN: COUSHATTA, LA.  
GAMES PLAYED/GAMES STARTED: 89/63 (PLAYOFFS: 2/1)



**PRO:** The Titans signed unrestricted free agent Bennie Logan during the 2018 offseason to add experience and run-stuffing ability to the interior of the defensive front. Prior to his arrival in Tennessee, the 6-foot-2-inch, 315-pounder spent one season with the Kansas City Chiefs. Logan was originally drafted in the third round of the 2013 NFL Draft and played his first four NFL seasons with the Philadelphia Eagles.

## CAREER HIGHLIGHTS:

- Over his first five seasons in the NFL (2013-17), Logan ranked ninth among defensive linemen in "stuffs" (a tackle for loss on a rushing attempt) with 31, according to STATS, Inc.
- In 2016, Logan posted 33 tackles and a career-best 2.5 sacks.
- In 2015, Logan produced a career-high 67 tackles and nine stops for loss.

## TITANS TIDBITS:

- At Louisiana State, it has become a customary tradition for a player who possesses a selfless attitude to don the prestigious No. 18 jersey. The tradition of the number, which has become synonymous with success both on and off the field, originated in 2003 when LSU quarterback Matt Mauck helped guide the school to its first national championship since 1958. Entering his junior season, Logan was presented with the honor by graduating LSU defensive back Brandon Taylor.
- Logan credits his grandmother, Ella Faye Bonner, and his cousin, Harry Gary, as the two biggest influences in his life. "My grandmother is my hero because when my mother passed away, she took me in and raised me from junior high to high school and even helped me through college," said Logan. "My cousin, Harry, pushed me to work hard and motivated me and stayed on me. He paid for me to go to LSU's camp and that's when I really came onto the scene. Without him helping me by paying for me to go the camp and by pushing me to work hard, I wouldn't be in the place that I am right now."

## CAREER TRANSACTIONS:

- The Coshatta, La., native was originally selected by the Philadelphia Eagles in the third round (67th overall) of the 2013 NFL Draft.
- Signed by the Kansas City Chiefs as an unrestricted free agent on March 13, 2017.
- Signed by the Titans as an unrestricted free agent on April 9, 2018.

## SEASON RECAPS:

**2018 (15/0 - Tennessee):** Played in 15 games as a reserve on the defensive front in his first season with the Titans. Collected 16 tackles and five quarterback pressures. Was inactive for one contest.

- At Miami (9/9), played as a reserve at nose tackle and collected a tackle.
- Against Houston (9/16), saw action as a reserve at nose tackle and tallied a tackle.
- At Jacksonville (9/23), played as a reserve at nose tackle and posted a quarterback pressure.
- Against Philadelphia (9/30), saw action as a reserve at nose tackle and notched two tackles and a quarterback pressure.
- At Buffalo (10/7), played as a reserve at nose tackle and recorded a tackle.
- Against Baltimore (10/14), was inactive.
- At Los Angeles Chargers in London (10/21), saw action as a reserve at nose tackle and tallied two tackles.
- At Dallas (11/5), played as a reserve at nose tackle and posted a tackle and a quarterback pressure.
- Against New England (11/11), saw action as a reserve at nose tackle and notched a tackle.

- At Indianapolis (11/18), played as a reserve on the defensive front and collected a tackle.
- At Houston (11/26), saw action as a reserve on the defensive front and recorded two tackles and a quarterback pressure. Teamed with Harold Landry III to drop Alfred Blue for a two-yard loss on a rush off right tackle late in the third quarter.
- Against N.Y. Jets (12/2), played as a reserve at defensive tackle and tallied a tackle. Stuffed Isaiah Crowell for no gain on a rush off left guard in the first quarter.
- Against Jacksonville (12/6), saw action as a reserve at defensive tackle and amassed two tackles.
- At N.Y. Giants (12/16), played as a reserve on the defensive front in the Titans' first shutout win since 2000.
- Against Washington (12/22), saw action as a reserve on the defensive front and totaled a quarterback pressure.
- Against Indianapolis (12/30), played as a reserve on the defensive front and registered a tackle.

**2017 (15/12, 1/1 - Kansas City):** Saw action in 15 games with 12 starts in his first season with the Chiefs. Tallied 52 tackles, 1.5 sacks, nine stops for loss, three quarterback pressures and a pass defended. Was inactive for the regular season finale. Started the postseason contest and posted a tackle.

- Against Philadelphia (9/17), notched two tackles, including a sack, a quarterback pressure and a pass defended.
- Against Denver (10/30), recorded five tackles, a half sack and a quarterback pressure.
- At N.Y. Jets (12/3), posted six tackles, including two stops for loss.

**2016 (13/13 - Philadelphia):** Started all 13 games he appeared in and collected 33 tackles, 2.5 sacks, six quarterback pressures, five stops for loss, two forced fumbles and a fumble recovery. Was inactive for three contests.

- Against Pittsburgh (9/25), notched three tackles, including a sack and a stop for loss.
- At Detroit (10/9), registered three tackles, a sack and two tackles for loss.
- At Cincinnati (12/4), posted two tackles and forced a fumble which he recovered.
- Against Washington (12/11), amassed six tackles, a half sack and a quarterback pressure.

**2015 (14/14 - Philadelphia):** Started 14 games and registered a career-best 67 tackles, a sack, nine stops for loss and two quarterback pressures. Was inactive for one contest before being placed on injured reserve on Jan. 2, 2016.

- Against Dallas (9/20), recorded season-high seven tackles.
- Against New Orleans (10/11), posted six tackles, three stops for loss and a sack of Drew Brees.
- Against Miami (11/15), notched five tackles, including two stops for loss.

**2014 (16/16 - Philadelphia):** Started all 16 games for the first time in his career and collected 61 tackles, eight stops for loss, a quarterback pressure, a pass defended and a forced fumble.

- At Indianapolis (9/15), tied a career-high eight tackles, including a stop for loss.
- Against Washington (9/21), matched his career-high with eight tackles and a tackle for loss.
- Against Tennessee (11/23), forced a fumble against Bishop Sankey, the first of his career.



**2013 (16/8, 1/0 - Philadelphia):** Saw action in all 16 games with eight starts as a rookie and totaled 43 tackles, two sacks, five quarterback pressures, five stops for loss, a pass defended and a fumble recovery. Played in his first career postseason game and collected five tackles.

- At N.Y. Giants (10/6), recorded two tackles, a sack and a quarterback pressure. Dropped Eli Manning for his first career sack late in the fourth quarter.
- At Tampa Bay (10/13), posted two tackles, a sack and two quarterback pressures.
- At Green Bay (10/10), notched a career-high eight tackles and a quarterback pressure.
- Against Arizona (12/1), produced four tackles and his first career fumble recovery.

#### **COLLEGE:**

- Appeared in 30 games with 25 starts at Louisiana State and totaled 107 tackles, 12.5 tackles for loss and five sacks. Opted to forgo his senior season and enter the 2013 NFL Draft.
- As a junior (2012), played in all 13 games with 12 starts and earned second team All-SEC honors from the Associated Press in what was his second year as a starter on the defensive line for the Tigers. Finished the year with 45 tackles, 5.5 tackles for loss and two sacks. Added a pair of blocked field goals, three pass breakups and a pair of quarterback hurries.
- As a sophomore (2011), played in all 14 games with 13 starts and shined in his first season as a starter on the defensive line. Finished the year ranked sixth on the team with 57 total tackles, including 6.5 tackles for loss and three sacks.
- As a redshirt freshman (2010), played in three games. Posted five tackles against Louisiana-Monroe, including a tackle for a loss.
- Redshirted during his first year with the Tigers in 2009.
- Majored in general studies at Louisiana State.

#### **PERSONAL:**

- Attended Red River High School where he was a four-year starter.
- Earned District 3-2A Defensive MVP and 2A first-team honors as a senior after registering 116 tackles, 30 tackles for loss and 15 sacks.
- Selected as the District 3-2A Defensive Co-MVP and received first-team all-state accolades following a junior season where he posted 93 tackles

and 15 tackles for loss.

- Also participated in track and field (discus, shotput and javelin) and played basketball in high school.
- Has seven siblings - Lacey, Jeremy, Corey, Adrian, Jessica, Carl and Mark.
- Logan's hobbies include horseback riding, fourwheeling, hunting and playing basketball.
- Follow Logan on Twitter and on Instagram at @da\_king\_son18.
- Born Bennie Cordell Logan on Dec. 28, 1989 in Coushatta, La.

# BENNIE LOGAN'S GAME-BY-GAME

## 2013 Philadelphia Eagles

Date	Opp	W/L	P/S	Tot	Solo	Asst	Sk	- Yds	QBP	TFL	Int	- Yds	-TD	PD	FF	FR	- Yds	SpT
Sept 9	@ Was	W	p	0	0	0	0.0	0	0	0	0	0	0	0	0	0	0	0
Sept 15	SD	L	p	2	1	1	0.0	0	0	0	0	0	0	0	0	0	0	0
Sept 19	KC	L	p	0	0	0	0.0	0	0	0	0	0	0	0	0	0	0	0
Sept 29	@ Den	L	p	2	1	1	0.0	0	0	0	0	0	0	0	0	0	0	0
Oct 6	@ NYG	W	p	2	2	0	1.0	4	1	1	0	0	0	0	0	0	0	0
Oct 13	@ TB	W	p	2	2	0	1.0	5	2	1	0	0	0	0	0	0	0	0
Oct 20	Dal	L	p	1	1	0	0.0	0	0	0	0	0	0	0	0	0	0	0
Oct 27	NYG	L	p	2	1	1	0.0	0	0	0	0	0	0	0	0	0	0	0
Nov 3	@ Oak	W	S	4	2	2	0.0	0	0	0	0	0	0	0	0	0	0	0
Nov 10	@ GB	W	S	8	4	4	0.0	0	1	0	0	0	0	0	0	0	0	0
Nov 17	Was	W	S	3	2	1	0.0	0	0	1	0	0	0	0	0	0	0	0
Dec 1	Ari	W	S	4	3	1	0.0	0	0	0	0	0	0	0	0	1	0	0
Dec 8	Det	W	S	5	2	3	0.0	0	0	1	0	0	0	0	0	0	0	0
Dec 15	@ Min	W	S	3	2	1	0.0	0	1	0	0	0	0	1	0	0	0	0
Dec 22	Chi	W	S	2	1	1	0.0	0	0	1	0	0	0	0	0	0	0	0
Dec 29	@ Dal	W	S	3	1	2	0.0	0	0	0	0	0	0	0	0	0	0	0
Totals		10-6	16/8	43	25	18	2.0	9	5	5	0	0	0	1	0	1	0	0

## Playoffs

Jan 4	NO	L	p	5	4	1	0.0	0	0	0	0	0	0	0	0	0	0	0
Totals		0-1	1/0	5	4	1	0.0	0	0	0	0	0	0	0	0	0	0	0

## 2014 Philadelphia Eagles

Date	Opp	W/L	P/S	Tot	Solo	Asst	Sk	- Yds	QBP	TFL	Int -	Yds	-TD	PD	FF	FR -	Yds	SpT
Sept 7	Jax	W	S	2	2	0	0.0	0	0	0	0	0	0	0	0	0	0	0
Sept 15	@ Ind	W	S	8	7	1	0.0	0	0	1	0	0	0	0	0	0	0	0
Sept 21	Was	W	S	8	8	0	0.0	0	0	1	0	0	0	0	0	0	0	0
Sept 28	@ SF	L	S	4	3	1	0.0	0	0	0	0	0	0	0	0	0	0	0
Oct 5	StL	W	S	3	1	2	0.0	0	0	0	0	0	0	0	0	0	0	0
Oct 12	NYG	W	S	2	2	0	0.0	0	0	0	0	0	0	0	0	0	0	0
Oct 26	@ Ari	L	S	4	3	1	0.0	0	1	0	0	0	0	0	0	0	0	0
Nov 2	@ Hou	W	S	3	3	0	0.0	0	0	2	0	0	0	0	0	0	0	0
Nov 10	Car	W	S	5	5	0	0.0	0	0	0	0	0	0	0	0	0	0	0
Nov 16	@ GB	L	S	1	1	0	0.0	0	0	1	0	0	0	0	0	0	0	0
Nov 23	Ten	W	S	1	1	0	0.0	0	0	0	0	0	0	1	1	0	0	0
Nov 27	@ Dal	W	S	5	2	3	0.0	0	0	0	0	0	0	0	0	0	0	0
Dec 7	Sea	L	S	3	2	1	0.0	0	0	0	0	0	0	0	0	0	0	0
Dec 14	Dal	L	S	7	4	3	0.0	0	0	2	0	0	0	0	0	0	0	0
Dec 20	@ Was	L	S	3	3	0	0.0	0	0	0	0	0	0	0	0	0	0	0
Dec 28	@ NYG	W	S	2	2	0	0.0	0	0	1	0	0	0	0	0	0	0	0
Totals		10-6	16/16	61	49	12	0.0	0	1	8	0	0	0	1	1	0	0	0

## 2015 Philadelphia Eagles

Date	Opp	W/L	P/S	Tot	Solo	Asst	Sk	- Yds	QBP	TFL	Int	- Yds	-TD	PD	FF	FR	- Yds	SpT
Sept 14	@ Atl	L	S	6	6	0	0.0	0	0	1	0	0	0	0	0	0	0	0
Sept 20	Dal	L	S	7	5	2	0.0	0	0	0	0	0	0	0	0	0	0	0
Sept 27	@ NYJ	W	S	6	4	2	0.0	0	0	0	0	0	0	0	0	0	0	0
Oct 4	@ Was	L	S	6	6	0	0.0	0	1	0	0	0	0	0	0	0	0	0
Oct 11	NO	W	S	6	4	2	1.0	7	1	3	0	0	0	0	0	0	0	0
Oct 19	NYG	W	S	5	3	2	0.0	0	0	1	0	0	0	0	0	0	0	0
Oct 25	@ Car	L	S	4	3	1	0.0	0	0	0	0	0	0	0	0	0	0	0
Nov 8	@ Dal	W	S	3	3	0	0.0	0	0	0	0	0	0	0	0	0	0	0
Nov 15	Mia	L	S	5	3	2	0.0	0	0	2	0	0	0	0	0	0	0	0
Nov 22	TB	L	S	6	6	0	0.0	0	0	1	0	0	0	0	0	0	0	0
Nov 26	@ Det	L	S	4	4	0	0.0	0	0	1	0	0	0	0	0	0	0	0
Dec 6	@ NE	W	S	1	1	0	0.0	0	0	0	0	0	0	0	0	0	0	0
Dec 13	Buf	W	S	3	2	1	0.0	0	0	0	0	0	0	0	0	0	0	0
Dec 20	Ari	L	S	5	3	2	0.0	0	0	0	0	0	0	0	0	0	0	0
Dec 26	Was	L	IA															
Jan 3	@ NYG	W																
Placed on injured reserve on Jan. 2, 2016																		
Totals		7-9	14/14	67	53	14	1.0	7	2	9	0	0	0	0	0	0	0	0

## 2016 Philadelphia Eagles

Date	Opp	W/L	P/S	Tot	Solo	Asst	Sk	- Yds	QBP	TFL	Int	- Yds	-TD	PD	FF	FR	- Yds	SpT
Sept 11	Cle	W	S	1	0	1	0.0	0	0	0	0	0	0	0	0	0	0	0
Sept 19	@ Chi	W	S	1	1	0	0.0	0	0	0	0	0	0	0	0	1	0	0
Sept 25	Pit	W	S	3	2	1	1.0	8	1	1	0	0	0	0	0	0	0	0
Oct 9	@ Det	L	S	3	3	0	1.0	1	2	2	0	0	0	0	0	0	0	0
Oct 16	@ Was	L	S	2	2	0	0.0	0	0	0	0	0	0	0	0	0	0	0
Oct 23	Min	W	IA															
Oct 30	@ Dal	L	IA															
Nov 6	@ NYG	L	IA															
Nov 13	Atl	W	S	0	0	0	0.0	0	1	0	0	0	0	0	0	0	0	0
Nov 20	@ Sea	L	S	3	1	2	0.0	0	1	0	0	0	0	0	0	0	0	0
Nov 28	GB	L	S	4	0	4	0.0	0	0	0	0	0	0	0	0	0	0	0
Dec 4	@ Cin	L	S	2	1	1	0.0	0	0	0	0	0	0	0	0	1	1	0
Dec 11	Was	L	S	6	4	2	0.5	3	1	0	0	0	0	0	0	0	0	0
Dec 18	@ Bal	L	S	5	4	1	0.0	0	0	2	0	0	0	0	0	0	0	0
Dec 22	NYG	W	S	1	1	0	0.0	0	0	0	0	0	0	0	0	0	0	0
Jan 1	Dal	W	S	2	1	1	0.0	0	0	0	0	0	0	0	0	0	0	0
Totals		7-9	13/13	33	20	13	2.5	12	6	5	0	0	0	0	2	1	0	0

## 2017 Kansas City Chiefs

Date	Opp	W/L	P/S	Tot	Solo	Asst	Sk	- Yds	QBP	TFL	Int	- Yds	-TD	PD	FF	FR	- Yds	SpT
Sept 7	@ NE	W	S	5	2	3	0.0	0	0	0	0	0	0	0	0	0	0	0
Sept 17	Phi	W	S	2	1	1	1.0	9	1	1	0	0	0	1	0	0	0	0
Sept 24	@ LAC	W	S	2	2	0	0.0	0	0	1	0	0	0	0	0	0	0	0
Oct 2	Was	W	S	4	4	0	0.0	0	0	0	0	0	0	0	0	0	0	0
Oct 8	@ Hou	W	P	3	3	0	0.0	0	1	1	0	0	0	0	0	0	0	0
Oct 15	Pit	L	S	3	1	2	0.0	0	0	0	0	0	0	0	0	0	0	0
Oct 19	@ Oak	L	S	6	4	2	0.0	0	0	0	0	0	0	0	0	0	0	0
Oct 30	Den	W	S	5	4	1	0.5	0.5	1	0	0	0	0	0	0	0	0	0
Nov 5	@ Dal	L	S	2	1	1	0.0	0	0	1	0	0	0	0	0	0	0	0
Nov 19	@ NYG	L	S	4	1	3	0.0	0	0	1	0	0	0	0	0	0	0	0
Nov 26	Buf	L	S	6	4	2	0.0	0	0	1	0	0	0	0	0	0	0	0
Dec 3	@ NYJ	L	P	6	4	2	0.0	0	0	2	0	0	0	0	0	0	0	0
Dec 10	Oak	W	S	0	0	0	0.0	0	0	0	0	0	0	0	0	0	0	0
Dec 16	LAC	W	S	2	2	0	0.0	0	0	0	0	0	0	0	0	0	0	0
Dec 24	Mia	W	P	2	2	0	0.0	0	0	1	0	0	0	0	0	0	0	0
Dec 31	@ Den	W	IA															
Totals				10-6	15/12	52	35	17	1.5	9.5	3	9	0	0	1	0	0	0

## Playoffs

Jan 6	Ten	L	S	1	0	1	0.0	0.0	0	0	0	0	0	0	0	0	0	0
Totals		0-1	1/1	1	0	1	0.0	0.0	0	0	0	0	0	0	0	0	0	0

## 2018 Tennessee Titans

Date	Opp	W/L	P/S	Tot	Solo	Asst	Sk	- Yds	QBP	TFL	Int	- Yds	-TD	PD	FF	
------	-----	-----	-----	-----	------	------	----	-------	-----	-----	-----	-------	-----	----	----	--

## BENNIE LOGAN'S NFL STATISTICS

### REGULAR SEASON

		TACKLES									INTERCEPTIONS					FUMBLES			
Year	Team	GP	GS	Tot	Solo	Asst	Sk	Yds	QBP	TFL	No	Yds	Lg	TD	PD	FF	FR	Yds	SpT
2013	Philadelphia	16	8	43	25	18	2.0	9.0	5	5	0	0	0	0	1	0	1	0	0
2014	Philadelphia	16	16	61	49	12	0.0	0.0	1	8	0	0	0	0	1	1	0	0	0
2015	Philadelphia	14	14	67	53	14	1.0	7.0	2	9	0	0	0	0	0	0	0	0	0
2016	Philadelphia	13	13	33	20	13	2.5	12.0	6	5	0	0	0	0	0	2	1	0	0
2017	Kansas City	15	12	52	35	17	1.5	9.5	3	9	0	0	0	0	1	0	0	0	0
2018	Tennessee	15	0	16	8	8	0.0	0.0	5	0	0	0	0	0	0	0	0	0	0
<b>NFL Totals</b>		<b>89</b>	<b>63</b>	<b>272</b>	<b>190</b>	<b>82</b>	<b>7.0</b>	<b>37.5</b>	<b>22</b>	<b>36</b>	<b>0</b>	<b>0</b>	<b>0</b>	<b>0</b>	<b>3</b>	<b>3</b>	<b>2</b>	<b>0</b>	<b>0</b>

### PLAYOFFS

		TACKLES									INTERCEPTIONS					FUMBLES			
Year	Team	GP	GS	Tot	Solo	Asst	Sk	Yds	QBP	TFL	No	Yds	Lg	TD	PD	FF	FR	Yds	SpT
2013	Philadelphia	1	0	5	4	1	0.0	0.0	0	0	0	0	0	0	0	0	0	0	0
2017	Kansas City	1	1	1	0	1	0.0	0.0	0	0	0	0	0	0	0	0	0	0	0
<b>NFL Totals</b>		<b>2</b>	<b>1</b>	<b>6</b>	<b>4</b>	<b>2</b>	<b>0.0</b>	<b>0.0</b>	<b>0</b>	<b>0</b>	<b>0</b>	<b>0</b>	<b>0</b>	<b>0</b>	<b>0</b>	<b>0</b>	<b>0</b>	<b>0</b>	<b>0</b>

### Single-Game Highs

Tackles - 8 (Three times, last vs. Washington 9/21/14)

Sacks - 1.0 (Six times, last vs. Philadelphia 9/17/17)

Tackles for Loss - 2 (Five times, last at New York Jets 12/3/17)

Forced Fumble - 1 (Three times, last at Cincinnati 12/4/16)

Fumble Recovery - 1 (Twice, last at Cincinnati 12/4/16)

Quarterback Pressures - 2 (Twice, last at Detroit 10/9/16)

Passes Defensed - 1 (Three times, last vs. Philadelphia 9/17/17)

### Playoff Single-Game Highs

Tackles - 5 vs. New Orleans (1/4/14)



# 8 MARCUS MARIOTA

QUARTERBACK • 6'4" • 222 LBS • COLLEGE: OREGON

ACQUIRED: 1ST ROUND - 2015 • NFL EXPERIENCE (NFL/TITANS): 4/4

HOMETOWN: HONOLULU, HAWAII

GAMES PLAYED/GAMES STARTED: 56/55 (PLAYOFFS: 2/2)



**Captain: 2015, 2016, 2017, 2018**

**PRO:** The Titans used the second overall pick in the 2015 NFL Draft on Oregon quarterback Marcus Mariota. In his first three NFL seasons, Mariota passed for 9,476 yards and 58 touchdowns, while rushing for 913 yards and nine more scores. His 93.8 passer rating in his first two seasons ranked sixth in NFL history for a player's first two NFL campaigns, trailing only Kurt Warner (107.9), Dan Marino (104.5), Nick Foles (101.0), Russell Wilson (100.6) and Ben Roethlisberger (98.3). As a rookie, the 6-foot-4-inch, 222-pound signal caller validated his draft selection by posting the third-highest passer rating in franchise history (91.5) and the fifth-highest rookie completion percentage in NFL history (62.2). He was the first player in franchise history to open his rookie season in Week 1 as the starting quarterback. He became the second rookie quarterback in NFL history (Peyton Manning) to complete three touchdown passes in four different games and the only NFL rookie to record two games with four touchdown passes and no interceptions. Mariota was the fifth Heisman Trophy winner to be drafted by the Oilers/Titans (Derrick Henry became the sixth in 2016), joining Billy Cannon, Earl Campbell, Mike Rozier and Eddie George.

## CAREER HIGHLIGHTS:

- In 2017, Mariota led the Titans to their first playoff berth in nine years and their first postseason victory since January 2004. He completed 281 of 453 passes for 3,232 yards with 13 touchdowns and tied a career-high with 60 rushes for 312 yards with a career-best five rushing touchdowns. He engineered five game-winning drives, including four in the regular season and one in the postseason.
- In 2016, Mariota completed 276 of 451 passes for 3,426 yards and ranked fourth in the AFC and 10th in the NFL with a 95.6 passer rating and sixth in the AFC and tied for 10th in the NFL with 26 touchdown passes. He was named first alternate for the Pro Bowl but was unable to play because of injury.
- Mariota's 16 games with at least two touchdown passes in his first two NFL seasons tied for third all-time in the NFL, equaling Peyton Manning and Russell Wilson and trailing only Dan Marino (22) and Derek Carr (17).
- Mariota was named AFC Offensive Player of the Month for November 2016 after completing 86 of 130 passes for 1,124 yards with 11 touchdowns and two interceptions for a 115.0 passer rating, in addition to rushing for 89 yards and a score.
- During his rookie season, Mariota completed 230 of his 370 passes for 2,818 yards, 19 touchdowns—all franchise rookie records—while throwing only 10 interceptions. His 91.5 passer rating ranks third in franchise history behind only Steve McNair's 2003 MVP season (100.4) and Pro Football Hall of Famer Warren Moon's 1990 AP Offensive Player of the Year campaign (96.8).
- Mariota set a franchise rookie record by completing 62.2 percent of his passes. That was the fifth-highest percentage by a rookie quarterback in NFL history and the eighth-highest completion percentage in a season by any quarterback in Titans/Oilers history.
- Mariota joined Peyton Manning (1998) as the only rookie quarterbacks in NFL history to complete three touchdown passes in four different games, and he became the lone NFL rookie to ever record two games with four touchdown passes and no interceptions (Sept. 13 at Tampa Bay and Nov. 8 at New Orleans).
- Mariota's 252 rushing yards in 2015 included an 87-yard touchdown run against Jacksonville (Dec. 6), which was the fifth-longest rushing play in franchise history.
- Prior to Mariota in 2015, the last NFL player to record touchdowns of at least 40 yards passing, rushing and receiving in the same season was Walter Payton in 1983.
- At the 2015 NFL Scouting Combine, he finished among the top three

quarterbacks in the 40-yard dash, vertical jump, broad jump, three-cone drill and 20-yard shuttle. His 4.52-second 40-yard dash gave him the fastest quarterback time at the Combine since Robert Griffin III's 4.41 in 2012.

- Mariota earned a 36-5 starting record as a starter at Oregon. He completed at least one touchdown pass in all 41 games during his three seasons there, which ranks second in NCAA history. He became one of four players in FBS history to pass for over 10,000 yards (10,796) and run for over 2,000 yards (2,237) in a career (Dan LeFevour, Robert Griffin III and Colin Kaepernick).
- Mariota was awarded the Heisman Trophy on Dec. 13, 2014. He became the first winner from the University of Oregon and the first player born in Hawaii to receive the honor. In the balloting, he received 2,534 total points, or 90.9 percent of the total points possible. Only one player in Heisman history—Ohio State quarterback Troy Smith in 2006—garnered a higher percentage. Mariota received 788 first-place votes, while the runner-up, Wisconsin running back Melvin Gordon, received 1,250 total points and 37 first-place votes. Alabama wide receiver Amari Cooper finished third with 1,023 points and 49 first-place votes. The point total is reached by a system of three points for a first place vote, two for a second and one for a third.
- As a junior in 2014, Mariota led Oregon to an appearance in the College Football Playoff Championship Game after completing 304 of 445 passes for 4,454 yards with 42 touchdown passes and only four interceptions. He also rushed for 770 yards and 15 touchdowns and even caught a touchdown pass. His 58 total touchdowns in a season (passing, rushing and receiving) shattered the previous Pac-12 record of 41 (Matt Barkley, 2011).

## TITANS TIDBITS:

- In 2016, Mariota launched his Motiv8 Foundation, which serves the communities of Middle Tennessee, Eugene and Honolulu. The Motiv8 Foundation aims to create and support economic and educational programs and athletic activities to provide an alternative outlet for youth of troubled neighborhoods and backgrounds. The Foundation's programming centers around the tools for success that will allow more children to fully matriculate through grade-school and eventually attend college. Since its launch, the Motiv8 Foundation has awarded hundreds of thousands of dollars towards healthy lifestyle programming, and will continue to fulfill its mission through signature programs, strategic partnerships and fundraising initiatives.
- The Motiv8 Foundation puts on two full scale golf tournaments in Honolulu and Portland. Both tournaments are in their second year. The Honolulu tournament is presented by First Hawaiian Bank and features high level sponsors Nissan, Heisman Trophy, Beats by Dre, Nike, See More Putters, Island Insurance and Albert Chong and Associates. The Portland tournament is presented by Dutch Bros. and was held at Langdon Farms Golf Club for the first time in 2018.
- The Motiv8 Foundation has put the spotlight on homelessness and recently fed 5,000 homeless and workers in the homeless field on Oahu and Maui and additionally donated 1,000 pounds of dog food to two dog shelters on Oahu. Motiv8 continues to grow in its work with the homeless and will be hosting a job fair for homeless families and will be also donating a year supply of toiletries to more than 30 shelters across the state of Hawaii.
- Mariota has a special place in his heart for children and remembers the impact attending a game had on him when he was growing up. Annually, Motiv8 gives nearly 2,000 young students a football game experience to remember. Motiv8 sponsors the attendance of 1,200+ kids to a University of Hawaii game, 300+ kids to a Oregon Ducks game and more than a 100



kids to a Tennessee Titans game. The kids are treated to a game ticket, meal at the game, Motiv8 t-shirt and transportation to the game.

- Motiv8 also continues to be a major player in high school football in the state of Hawaii with its presenting sponsorship of the nationally televised Polynesian Bowl featuring the nation's top football players including every nationally ranked Polynesian player in America, Hawaii High School all-star game - Life Champions Bowl and the scholarship generating GPA Showcase Hawaii.

- In 2018, the Motiv8 Foundation launched the Ardel Deppe Community Football Coach Award. The award recognizes three Hawaii football coaches (one top winner) from any level of play who best exemplify Marcus' grandfather's spirit of going the extra mile and giving back to the community. The winners all receive Riddell equipment allowances with the winner receiving \$10,000 in equipment value.

- He is the oldest son of Toa and Alana Mariota. His younger brother, Matthew, is a tight end at Oregon.

- Mariota credits much of his athletic success to playing soccer in his youth. By the time he was eight years old, he was wearing a soccer jersey with the number 8, and he has kept the jersey number ever since then.

- During his time in Eugene, Mariota became a fixture at the Boys and Girls Club of Emerald Valley, spending time on a weekly basis with kids at the center. For his efforts in the community, he was awarded with the inaugural Play It Forward Award at the 63rd Annual Oregon Sports Awards in June 2015.

### CAREER TRANSACTIONS:

- The Honolulu, Hawaii, native was selected by the Titans in the first round (second overall) of the 2015 NFL Draft.

### SEASON RECAPS:

**2018 (14/13):** Played in 14 games with 13 starts and completed 228 of 331 passes for 2,528 yards with 11 touchdowns and eight interceptions for a 92.3 passer rating. Set a career-high with a franchise-best 68.9 completion percentage. Rushed 64 times for a career-best 357 yards and two touchdowns. Caught one pass for 21 yards. Was inactive for one contest and did not play in another game. Has engineered 12 career game-winning drives (including the playoffs), defined as when the team trailed or was tied in the fourth quarter or overtime, including three in 2018 (at JAX, vs. PHI, vs. NYJ). Has registered seven career games with at least 300 passing yards, including two in 2018 (vs. PHI, at HOU). Has posted 16 career games with a 100.0 or better passer rating, including three in 2018 (at DAL, vs. NE, at HOU). Led the team in rushing yards three times in 2018 (vs. PHI, vs. BAL, vs. NYJ). Named AFC Offensive Player of the Week, his fourth such career honor, for his performance against the Eagles (9/30/18). Eclipsed the 10,000-yard career passing mark and the 1,000-yard career rushing mark against Philadelphia (9/30/18), becoming the third player in franchise history to accomplish the feat.

- At Miami (9/9), started at quarterback and completed nine of 16 passes for 103 yards with two interceptions before leaving the game in the third quarter with an injury. Rushed three times for 15 yards. Extended the Titans' first scoring drive with a 17-yard pass to Corey Davis on third-and-six in the first quarter.

- Against Houston (9/16), dressed but did not play.

- At Jacksonville (9/23), entered the game midway through the first quarter and completed 12 of 18 passes for 100 yards while engineering his 10th career comeback performance. Rushed seven times for 51 yards. Extended the Titans' third-quarter scoring drive with a six-yard pass to Taywan Taylor on third-and-three in the third quarter. Kept the Titans' game-winning scoring drive alive with a 12-yard strike to Corey Davis on third-and-five in the fourth quarter. Converted a key third-and-one late in the fourth quarter with a 15-yard scamper on a zone-read play.

- Against Philadelphia (9/30), named AFC Offensive Player of the Week after connecting on a career-best 30 passes for 344 yards with two touchdowns and an interception for a 99.4 passer rating. Led the team with 10 rushes and 46 yards with a rushing score. Produced a career-best 390 combined yards. After his interception just before the half, completed his next 15 passes in the second half and overtime. Kept the Titans' initial scoring drive alive with a 28-yard strike to Corey Davis on third-and-three in the first quarter. Extended the Titans' first touchdown drive with a pair of third-down conversions: a 20-yard pass to Davis on third-and-one and a 16-yard strike to Tajaé Sharpe on third-and-five in the third stanza. Cut the Eagles lead to 17-10 with a two-yard touchdown plunge late in the third stanza. Converted a fourth-and-one with a 11-yard pass to Dion Lewis during the Titans' field goal drive in the fourth quarter. Kickstarted a Titans' touchdown drive with a 51-yard bomb to Davis midway through the

fourth quarter. Gave the Titans a 20-17 lead with an 11-yard touchdown toss to Sharpe with 5:01 left to play in the fourth quarter. Converted a pair of fourth downs during the Titans' game-winning drive: 19-yard strike to Taywan Taylor on fourth-and-15 and a 17-yard screen to Lewis on fourth-and-two in overtime. Gave the Titans' 26-23 overtime victory with a 10-yard touchdown pass to Davis on third-and-10 with five seconds remaining in the extra session.

- At Buffalo (10/7), completed 14 of 26 passes for 129 yards. Rushed twice for 10 yards. Extended the Titans' second scoring drive with an 11-yard pass to Corey Davis on third-and-11 in the second quarter. Converted three third downs: a four-yard pass to Tajaé Sharpe on third-and-three, a 13-yard strike to Sharpe on third-and-eight and a five-yard scramble on third-and-four during the Titans' first scoring drive of the second half.

- Against Baltimore (10/14), completed 10 of 15 passes for 117 yards. Led the team with 25 rushing yards on two rushes.

- At Los Angeles Chargers in London (10/21), started at quarterback and completed 24 of 32 passes for 237 yards with a touchdown and an interception for a 92.8 passer rating. Rushed seven times for 38 yards. Converted a pair of third downs on the Titans' opening scoring drive: a 16-yard pass to Tajaé Sharpe on third-and-10 and a 14-yard pass to Dion Lewis on third-and-one in the first quarter. Kept the Titans' second scoring drive alive with an 18-yard connection to Sharpe on third-and-seven on the first play of the second quarter. Converted a third-and-four with a six-yard pass over the middle to Sharpe during the Titans' final touchdown drive in the fourth quarter. Pulled the Titans to within a point with a one-yard touchdown pass to Luke Stocker on fourth-and-goal with 31 seconds left to play in the game.

- At Dallas (11/5), started at quarterback and completed 21 of 29 passes for 240 yards with two touchdowns for a 119.9 passer rating. Rushed 10 times for 32 yards with a rushing score. Completed six of seven passes for 98 yards with six first downs and a passer rating of 118.8 on third down. Extended the Titans' initial touchdown drive with a pair of third-down completions, 16 yards to Taywan Taylor on third-and-nine and 17 yards to Corey Davis on third-and-nine, and a pair of third-down rushes, 12 yards on third-and-one and a one-yard sneak on third-and-one. Kept the Titans' second touchdown drive alive with a 12-yard connection to Cameron Batson on third-and-seven and a 36-yard strike down the middle to Darius Jennings on third-and-10. Gave the Titans a 14-7 lead with an 18-yard touchdown toss to Dion Lewis in the second quarter. Converted a third-and-one with a two-yard rush during the Titans' third touchdown drive. Gave the Titans a 21-14 lead by executing a perfect run fake and finding Jonnu Smith for a seven-yard touchdown on a shovel pass in the third quarter. Extended the Titans' final touchdown drive with an eight-yard pass to Corey Davis on third-and-six in the final stanza. Increased the Titans lead to 28-14 with a nine-yard touchdown run on third-and-one in the fourth quarter.

- Against New England (11/11), started at quarterback and completed 16 of 24 passes for 228 yards with two touchdowns for a 125.0 passer rating. Rushed twice for 21 yards. Gave the Titans an early 7-0 lead with a four-yard touchdown pass to Jonnu Smith in the back of the end zone in the first quarter. Increased the Titans lead to 14-3 with a 23-yard touchdown toss to Corey Davis midway through the first quarter. Extended the Titans' third touchdown drive with a pair of conversions: a 20-yard pass to Davis on third-and-14 and a 11-yard strike to Anthony Firkser on third-and-two. Kickstarted the Titans' final touchdown drive with a 21-yard reception from Darius Jennings in the fourth quarter.

- At Indianapolis (11/18), made his 50th career start at quarterback and completed 10 of 13 passes for 85 yards with an interception before leaving the game late in the second quarter with an injury. Extended the Titans' initial scoring drive with a four-yard scramble on third-and-three late in the second quarter.

- At Houston (11/26), started at quarterback and completed 22 of 23 passes for 303 yards with two touchdowns for a season-best 147.7 passer rating. Completed 19 consecutive passes to begin the contest. His completion rate of 95.7 percent set a franchise record and was the second-highest single-game completion percentage in NFL history (minimum 20 attempts). Gave the Titans an early 10-0 lead with a 61-yard touchdown pass to Jonnu Smith in the first quarter. Cut the Texans lead to 27-17 with a 48-yard touchdown pass to Corey Davis on third-and-seven late in the third quarter.

- Against N.Y. Jets (12/2), led his 12th career game-winning drive and completed 20 of 35 passes for 282 yards with two touchdowns and an interception for a 90.4 passer rating. Led the team with 43 rushing yards on four carries. Cut the Jets' lead to 16-6 with a 12-yard touchdown pass to Anthony Firkser just before halftime. Set up a Titans' field goal with a 44-yard bomb to Taywan Taylor down the left sideline in the fourth

quarter. Kickstarted a Titans' scoring drive by finding a streaking Taylor for a 55-yard connection in the final stanza. Got the Titans' game-winning touchdown drive started with a 25-yard scramble in the fourth quarter. Gave the Titans a 26-22 lead with an 11-yard touchdown strike to Corey Davis on third-and-seven with 36 seconds remaining in the fourth quarter.

- Against Jacksonville (12/6), started at quarterback and completed 18 of 24 passes for 162 yards with an interception. Rushed four times for 13 yards. Extended the Titans' first touchdown drive with a three-yard sneak on third-and-one in the first quarter. Kept the Titans' initial touchdown drive of the second half alive with a pair of third-down conversions: a 10-yard strike to Anthony Firkser on third-and-eight and a 12-yard scamper on third-and-11 in the third quarter.

- At N.Y. Giants (12/16), connected on 12 of 20 passes for 88 yards and rushed twice for 11 yards. Converted a pair of third downs, an 11-yard strike to Corey Davis on third-and-nine and a 17-yard connection to Davis on third-and-12, during the Titans' opening touchdown drive in the first quarter. On an 11-yard scamper in the first quarter, set a new career high for rushing yards in a season.

- Against Washington (12/22), completed 10 of 13 passes for 110 yards for a 101.4 passer rating before leaving the game late in the second quarter with an injury. Rushed once for seven yards. Extended the Titans' opening touchdown drive with an athletic seven-yard run on third-and-six in the first quarter. Kept the Titans' second scoring drive alive with a pair of third-down conversions: a 12-yard toss to Anthony Firkser on third-and-11 and a 18-yard pass to Dion Lewis on third-and-four in the second quarter.

- Against Indianapolis (12/30), was inactive.

**2017 (15/15, 2/2):** Started 15 games at quarterback and completed 281 of 453 passes for 3,232 yards with 13 touchdowns and 15 interceptions. Tied a career-high with 60 rushes for 312 yards with a career-best five rushing touchdowns. Was inactive for one contest. Started his first two career postseason contests and completed 41 of 68 passes for 459 yards with four touchdowns and an interception. Rushed 12 times for 83 yards. Tied for second on the team with five rushing touchdowns. Has led the team in rushing yards three times in 2017 (at HOU, vs. JAX, at NE). Posted a career-long 75-yard touchdown pass at Pittsburgh (11/16/17). Moved into fifth place in franchise history in career passing yards at Pittsburgh (11/16/17).

- At Jacksonville (9/17), started at quarterback and completed 15 of 27 passes for 215 yards with a touchdown and an interception. Carried the ball six times for 24 yards. Set up the Titans second touchdown of the day with a 42-yard bomb to Taywan Taylor down the left sideline in the third quarter. Gave the Titans a 30-3 lead with a 32-yard touchdown toss to Jonnu Smith with 9:57 remaining in the fourth quarter.

- Against Seattle (9/24), completed 20 of 32 passes for 225 yards with two touchdowns for a 104.3 passer rating. Rushed the ball seven times for 27 yards. Extended the Titans' opening scoring drive with a 17-yard strike to Eric Decker on third-and-15 late in the first quarter. Kept the Titans' second scoring drive alive with a pair of third-down conversions: a six-yard pass to Rishard Matthews on third-and-two and a seven-yard connection to Delanie Walker on third-and-three in the second quarter. Connected on six of seven passes for 47 yards during the Titans' two-minute drive that resulted in a field goal as time expired in the first half. Gave the Titans a 16-14 lead with a 55-yard touchdown pass to Matthews on a wide receiver screen with 7:34 left to play in the third quarter. Increased the Titans lead to 23-14 with a 24-yard touchdown pass to Jonnu Smith with 3:50 left to play in the third quarter.

- At Houston (10/1), started at quarterback but left the game after a half with an injury.

- Against Indianapolis (10/16), started at quarterback and completed 23 of 32 passes for 305 yards with a touchdown for a 99.2 passer rating. Extended the Titans' second scoring drive with an 18-yard pass to DeMarco Murray on third-and-seven in the first quarter. Kept the Titans' second quarter field goal drive alive with an 11-yard toss to Murray on third-and-two in the second stanza. Converted a third-and-six with an eight-yard pass to Eric Decker during a scoring drive in the third quarter. Extended the Titans' initial touchdown drive with a pair of third-down conversions: a one-yard sneak on fourth-and-one and a 16-yard strike to Rishard Matthews on third-and-12 in the fourth quarter. Gave the Titans a 29-22 lead with a 53-yard touchdown bomb to Taywan Taylor with 5:29 left to play in the game.

- At Cleveland (10/22), started at quarterback and completed 21 of 34 passes for 203 yards. Rushed once for eight yards and a first down. Was credited with his sixth career game-winning drive in 33 career starts. Extended the Titans' second scoring drive with a pair of third down conversions: a seven-yard pass to Delanie Walker on third-and-five and

an eight-yard rush on third-and-seven in the second quarter. Kept the Titans' game-winning scoring drive alive with an eight-yard pass to Rishard Matthews on third-and-three in overtime.

- Against Baltimore (11/5), started at quarterback and completed 19 of 28 passes for 218 yards with two touchdowns and an interception for a 100.0 passer rating. Rushed three times for six yards. Kickstarted the Titans' opening scoring drive with a 29-yard pass to Rishard Matthews on the first play of the game. Gave the Titans a 10-3 lead with a 16-yard touchdown toss to Matthews with 1:04 left to play in the opening quarter. With the score reached 50 career touchdown passes and did so in his 34th career game, which ranks second in franchise history. In the first quarter, attempted the 1,000th pass of his three-year career and since 1991, among all quarterbacks attempting their first 1,000 career passes, Mariota's 92.0 passer rating ranked eighth. Extended the Titans' game-winning touchdown drive with a six-yard pass to Derrick Henry on third-and-three in the fourth quarter. Gave the Titans a 23-13 lead with an 11-yard touchdown pass to Eric Decker on third-and-three in the fourth quarter.

- Against Cincinnati (11/12), started at quarterback and engineered his seventh career comeback performance. Completed 25 of a career-high tying 44 pass attempts for 264 yards with a touchdown and an interception. Rushed six times for 51 yards. Kickstarted the Titans' opening touchdown drive with a 28-yard scramble off left end in the first quarter. Extended the Titans' opening touchdown drive with a six-yard toss to Delanie Walker on third-and-four in the first quarter. Kept the Titans' scoring drive just before the half alive with an eight-yard pass to Rishard Matthews on third-and-five. Gave the Titans a 24-20 advantage with the game-winning scoring strike to DeMarco Murray from seven yards out with 36 seconds remaining in the game.

- At Indianapolis (11/26), started at quarterback and completed 17 of 25 passes for 184 yards with a touchdown and two interceptions on his way to orchestrating his eighth career comeback performance. Kept the Titans' opening drive alive with a 17-yard strike to Eric Decker on third-and-six in the first quarter. Cut the Colts' lead to 16-13 with a two-yard touchdown toss to Delanie Walker late in the third quarter.

- At San Francisco (12/17), started at quarterback and completed 23 of 33 passes for 241 yards with two touchdowns for a 110.8 passer rating. Rushed twice for four yards. Kept the Titans' first scoring drive alive with a 21-yard pass to Rishard Matthews on third-and-two late in the first quarter. Cut the 49ers' lead to 16-10 with a four-yard touchdown toss to Delanie Walker with 29 seconds left to play in the first half. Completed five of six passes for 64 yards during the touchdown drive before halftime. Extended the Titans' scoring drive in the third quarter with a 12-yard hookup with Eric Decker on third-and-10. Converted a third-and-four with a 21-yard connection to Matthews during the Titans' second touchdown drive late in the third stanza. Gave the Titans a 20-16 lead with an eight-yard touchdown pass to Matthews on third-and-goal early in the final quarter. Gained a key first down during the Titans' fourth-quarter field goal drive by picking up two yards on a fourth-and-one sneak.

- Against Jacksonville (12/31), started at quarterback and completed 12 of 21 passes for 134 yards with a touchdown. Led the team with 60 rushing yards on a season-high 10 carries. Extended the Titans' touchdown drive with a five-yard pass to Eric Decker on third-and-five late in the first quarter. Gave the Titans a 6-0 lead with a 66-yard touchdown toss to Derrick Henry on a screen pass early in the second quarter. Kept the Titans' third-quarter scoring drive alive with an eight-yard connection to Decker on third-and-five. Helped seal the victory with a clutch 13-yard scramble on third-and-five with 2:00 remaining in the fourth quarter.

- At Kansas City (1/6), started at quarterback in his first career postseason game and completed 19 of 31 passes for 205 yards with two touchdowns and an interception for a 88.8 passer rating. Rushed eight times for 46 yards and added a six-yard touchdown reception. Extended the Titans' first touchdown drive with an 11-yard scramble on third-and-nine in the third quarter. On third-and-goal from the six-yard line in the third quarter, attempted a pass into the end zone, only to have the ball batted by cornerback Darrelle Revis. However, he caught the batted ball on the run and extended to the pylon for a touchdown. Became the first quarterback to catch a touchdown pass in a playoff game since the 1970 AFC-NFC merger. Also became the first quarterback in league history to complete a touchdown pass to himself in the playoffs. Including regular season games, he became the second quarterback in NFL history to complete a touchdown pass to himself. Kept the Titans' second touchdown drive alive with a 14-yard connection to Delanie Walker on third-and-10 on the final play of the third quarter. Converted three critical third downs during the Titans' game-winning touchdown drive in the fourth quarter: a nine-yard toss to Walker on third-and-three, a 17-yard run on third-and-eight and a

10-yard pass to Jonnu Smith on third-and-two. Gave the Titans a 22-21 lead with a 22-yard touchdown strike to Eric Decker with 6:06 remaining in the game. Helped seal the victory with a key block on Derrick Henry's 22-yard run for a first down on third-and-10 with 1:53 remaining in the game. In the second half he completed 12 of 18 passes for 123 yards and two touchdowns (123.1 passer rating) and had six total third-down conversions via pass or run.

- At New England (11/13), started at quarterback and completed 22 of 37 passes for 254 yards with two touchdowns for a 98.3 passer rating. Led the team with 37 rushing yards on four rushes. Kickstarted the Titans' first touchdown drive with a 36-yard pass to Delanie Walker over the middle in the first quarter. Extended the Titans' initial touchdown drive with a pair of third-down conversions: an 11-yard scramble on third-and-seven and an eight-yard pass to Rishard Matthews on third-and-three in the first stanza. Gave the Titans a 7-0 lead with a 15-yard touchdown pass to Corey Davis with 1:14 left to play in the opening quarter. Kept the Titans' final touchdown drive alive with three key conversions: a 12-yard pass to Eric Decker on third-and-four, a 22-yard connection to Decker on third-and-10 and a 17-yard strike to Corey Davis on fourth-and-11. Found Davis in the corner of the end zone for an 11-yard touchdown pass with 1:55 left to play in the fourth quarter.

**2016 (15/15):** Started 15 games at quarterback and ranked fourth in the AFC and 10th in the NFL with a 95.6 passer rating. Ranked sixth in the AFC and tied for 10th in the NFL with 26 touchdown passes. Completed 276 of 451 passes for 3,426 yards. Rushed 60 times for 349 yards with two touchdowns. Completed 50 passes of at least 20 yards in 2016. Placed on injured reserve on Dec. 27, 2016. Has engineered four career comeback performances, defined as a game-winning drive when the team trailed or was tied in the fourth quarter or overtime, including two in 2016 (at DET, at KC). Has posted 10 career games with a 100.0 or better passer rating, including seven in 2016 (at DET, at MIA, vs. CLE, vs. JAX, vs. GB, at IND, at CHI). Has registered three career games with at least 300 passing yards, including one in 2016 (at SD). Named AFC Offensive Player of the Week after connecting on 19 of 26 passes for 295 yards with four touchdowns for a 149.8 passer rating against Green Bay (11/13/16). Named AFC Offensive Player of the Month for November after completing 86 of 130 passes for 1,124 yards with 11 touchdowns and two interceptions for a 115.0 passer rating, in addition to rushing for 89 yards and a score. Became the third quarterback in franchise history to throw at least 25 touchdown passes in a season (George Blanda and Warren Moon).

- Against Minnesota (9/11), started at quarterback and completed 25 of 41 passes for 271 yards with two touchdowns and one interception. Rushed four times for 19 yards. Became the 17th player in franchise history to reach 3,000 career passing yards. Gave the Titans a 10-0 advantage with a six-yard touchdown pass to Murray with 41 seconds left to play in the first half. Found Murray for a four-yard touchdown pass with less than a minute remaining in the game.

- At Detroit (9/18), registered his third career comeback performance on his way to completing 25 of 33 passes for 238 yards with two touchdowns and one interception. Notched a 102.8 passer rating, his fourth career game with a plus 100.0 rating. In the fourth quarter, completed 11 of 13 passes for 107 yards, two touchdowns and a 140.5 passer rating. On the game-winning drive, he completed all nine of his attempts for 74 yards and a touchdown. Cut the Lions' lead to 15-10 with a 30-yard touchdown strike to Delanie Walker on the first play of the fourth quarter. Extended the Titans' game-winning touchdown drive with a pair of third-down conversions: a seven-yard pass to Tajaé Sharpe on third-and-five and a five-yard toss to DeMarco Murray on third-and-one in the fourth quarter. Gave the Titans a 16-15 lead by finding Andre Johnson in the back of the end zone for the game-winning, nine-yard score on fourth-and-four with 1:13 remaining in the fourth quarter.

- At Miami (10/9), completed 20 of 29 passes for 163 yards with three touchdowns for a 117.5 passer rating. Rushed seven times for 60 yards with his first rushing touchdown of the season. Gave the Titans an early 7-0 lead with a five-yard touchdown run with 23 seconds remaining in the opening stanza. Gave the Titans a 14-7 lead with a five-yard touchdown strike to Andre Johnson with 5:30 left to play in the second quarter. Found Delanie Walker for a 20-yard touchdown pass with 47 seconds remaining in the first half. Sealed the Titans' 30-17 victory with a four-yard touchdown toss to Rishard Matthews with 8:23 left to play in the game.

- Against Cleveland (10/16), completed 17 of 24 passes for 284 yards with three touchdowns and an interception for a then season-best 132.6 passer rating. Rushed seven times for 64 yards. Kickstarted the opening touchdown drive with a 41-yard run down the left sideline on the first

play from scrimmage. Gave the Titans a 7-0 advantage with an 11-yard touchdown pass to Rishard Matthews with 10:37 remaining in the first quarter. Increased the Titans lead to 14-6 with a 48-yard touchdown bomb to Kendall Wright early in the second stanza. Gave the Titans a 28-13 lead with a 15-yard touchdown toss to Anthony Fasano with 6:43 left to play in the game. In the first half, reached the 4,000-yard career passing mark, becoming the 13th player in franchise history to total at least 4,000 passing yards.

- Against Indianapolis (10/23), connected on 22 of 37 passes for 232 yards with two touchdowns for a 95.8 passer rating. Rushed twice for 14 yards. Gave the Titans a 6-0 lead with a 10-yard touchdown toss to tackle eligible Taylor Lewan with 9:14 left to play in the first quarter. Evened the score at 20-20 with a seven-yard touchdown pass to Walker on third-and-seven with 12:39 left to play in the fourth quarter.

- Against Jacksonville (10/27), completed 18 of 22 passes for 270 yards with two touchdowns for a season-best 148.1 passer rating. Rushed three times for 11 yards. Gave the Titans a 10-0 advantage with a 36-yard touchdown strike to Kendall Wright on the first play of the second quarter. Converted a third-and-seven during the Titans' third-quarter touchdown drive with a 47-yard hookup with Delanie Walker down the right sideline. Increased the Titans lead to 33-8 with a four-yard touchdown toss to Rishard Matthews on third-and-goal with 6:53 remaining in the third quarter.

- At San Diego (11/6), completed 27 of 43 passes for 313 yards with three touchdowns and two interceptions. Carried the ball three times for 14 yards with a rushing score. Cut the Chargers' lead to 16-7 with a 16-yard touchdown toss to Rishard Matthews with 11:14 left to play in the second quarter. Found Matthews in the left corner of the end zone for his second touchdown of the afternoon, a seven-yard reception, with 14 seconds remaining in the first half. Gave the Titans a 21-19 lead with a 14-yard touchdown run which was capped off with an athletic dive to clip the pylon in the third quarter. Cut the Chargers' lead to 33-28 with an eight-yard touchdown strike to Delanie Walker with 9:51 left to play in fourth quarter.

- Against Green Bay (11/13), named AFC Offensive Player of the Week after connecting on 19 of 26 passes for 295 yards with four touchdowns for a 149.8 passer rating. Accounted for four total touchdowns passing and/or rushing in a game for the sixth time in his career. In NFL history, no player has recorded more four-touchdown performances in his first 22 NFL games. Completed 73.1 percent of his passes (19 of 26) against Green Bay, becoming the first quarterback in NFL history to have three games with a 70.0-plus completion percentage, at least four touchdown passes and no interceptions in his first two seasons. Increased the Titans lead to 21-0 with a nine-yard touchdown toss to Anthony Fasano with eight seconds left to play in the first quarter. Found Rishard Matthews in the end zone for a 32-yard touchdown strike with 8:45 left to play in the second quarter. Extended the Titans advantage to 35-10 with a six-yard touchdown strike to Kendall Wright on third-and-four late in the second quarter. Increased the Titans lead to 41-22 with a 33-yard touchdown pass to Sharpe midway through the third quarter.

- At Indianapolis (11/20), completed 25 of 38 passes for 290 yards with two touchdowns for a 106.2 passer rating. Rushed five times for 29 yards. Set a new franchise record with his seventh consecutive game with multiple touchdown passes, breaking Warren Moon's mark accomplished in 1987. Cut the Colts' lead to 21-7 with a three-yard touchdown pass to DeMarco Murray on third-and-goal with 20 seconds remaining in the first half. Found a streaking Tajaé Sharpe in the end zone for a 34-yard touchdown pass midway through the third quarter.

- At Chicago (11/27), connected on 15 of 23 passes for 226 yards with two touchdowns for a 126.4 passer rating. Rushed four times for 46 yards. Extended his streak to eight consecutive games with at least two touchdown passes, which improved upon his franchise record. Gave the Titans a 14-7 lead with a four-yard touchdown strike to Walker on third-and-goal in the second quarter. Increased the Titans lead to 21-7 with a 29-yard touchdown bomb to Rishard Matthews with 1:15 left to play in the first half.

- Against Denver (12/11), completed six of 20 pass attempts for 88 yards. Rushed a season-high eight times for 38 yards.

- At Kansas City (12/18), connected on 19 of 33 passes for 241 yards with an interception while registering his fourth career comeback performance. Set up the Titans' initial touchdown with a 46-yard pass to Rishard Matthews on a flea-flicker early in the second stanza. Converted a pair of third downs during the Titans' final touchdown drive: a 16-yard pass to Delanie Walker on third-and-five and a 14-yard toss to Walker on third-and-10 in the fourth quarter. Found DeMarco Murray for a 15-yard pass on fourth-and-five during the Titans' final touchdown drive. Set up the Titans' game-winning field goal by connecting with Walker for a 15-yard reception on third-and-four late in the fourth quarter. In the second quarter, he reached the 6,000-



yard passing mark for his career. In doing so, he became the seventh player in NFL history with at least 6,000 passing yards and 600 rushing yards in his first two seasons, joining Jeff Garcia (1999-2000), Cam Newton (2011-2012), Robert Griffin (2012-2013), Russell Wilson (2012-2013), Andrew Luck (2012-2013) and Blake Bortles (2014-2015).

- At Jacksonville (12/24), completed eight of 20 passes for 99 yards with a touchdown before leaving the game in the third quarter with an injury. Cut the Jaguars' lead to 10-7 with a three-yard touchdown pass to Rishard Matthews on third-and-three with 8:59 left to play in the second quarter.

**2015 (12/12):** Started 12 games at quarterback and set franchise rookie records with 230 completions, 370 pass attempts, 2,818 passing yards and 19 passing touchdowns. Finished second on the team with 252 rushing yards with two touchdowns. Was inactive for four contests, including the final two games. Became the only player in NFL history to pass for at least 250 yards with three touchdowns and rush for more than 100 yards in the same game against Jacksonville (12/6/15). Notched four games with at least three touchdown passes, tying Peyton Manning (1998) for the most ever by an NFL rookie. Made his NFL debut and first career start at Tampa Bay (9/13/15) and became the second rookie in NFL history to throw at least three touchdown passes in a season opener. He joined former Vikings quarterback Fran Tarkenton, who passed for four touchdowns on Sept. 17, 1961. Became the first quarterback in NFL history to record six total touchdown passes within the first two games of his career. His 129.9 passer rating was the highest rating by any Super Bowl-era quarterback (since 1966) in his first two career starts. Was named NFL Offensive Rookie of the Month for September after completing 61 of 96 passes for 833 yards with eight touchdowns for a 110.3 passer rating. Was named AFC Offensive Player of the Week after completing 13 of 15 passes for 209 yards with four touchdown passes to record a perfect passer rating of 158.3 at Tampa Bay (9/13/15). He is the first player since at least 1933 with a perfect passer rating in his first game (minimum 10 attempts) and the first player in the Super Bowl era (since 1966) with a perfect rating in his first start (minimum 10 attempts). Received his second AFC Offensive Player of the Week honor after connecting on 28 of 39 passes for 371 yards with four touchdowns in leading the Titans to a 34-28 overtime victory against New Orleans (11/8/15). Broke his own franchise rookie record with 371 passing yards at New Orleans (11/8/15), topping the 367 yards he recorded against the Indianapolis Colts (9/27/15). Rushed for a career-high 112 yards against Jacksonville (12/6/15), the most by a quarterback in franchise history in a single game. His 87-yard touchdown run against Jacksonville (12/6/15) was the longest run in franchise history by a quarterback and the fifth-longest run overall for the team. Since 1960, only two quarterbacks have recorded a run longer than Mariota's 87-yarder (Terrelle Pryor 93-yard touchdown on 10/27/13 and Colin Kaepernick 90-yard touchdown run on 12/20/14). Led the team in rushing twice in 2015 (vs. BUF, vs. JAX).

- At Tampa Bay (9/13), started at quarterback in his NFL debut. Named AFC Offensive Player of the Week after completing 13 of 15 passes for 209 yards with four touchdowns for a perfect passer rating of 158.3. He is the first player since at least 1933 with a perfect passer rating in his first game (minimum 10 attempts) and the first player in the Super Bowl era (since 1966) with a perfect rating in his first start (minimum 10 attempts). He also became the first quarterback in franchise history to start the opening game of his rookie season. Gave the Titans a 7-0 lead with a 52-yard touchdown toss to Kendall Wright with 13:10 left to play in the first quarter. Made the score 21-0 with a 12-yard touchdown toss to Bishop Sankey with 6:49 left to play in the first stanza. Connected with Harry Douglas for a four-yard touchdown on third-and-four in the second quarter. Posted his fourth touchdown pass of the afternoon with a one-yard strike to Walker on third-and-one with 48 seconds remaining in the first half.

- At Cleveland (9/20), started at quarterback and completed 21 of 37 passes for 257 yards with two touchdowns passes for a 96.3 passer rating. Rushed three times for 19 yards. Got the Titans on the scoreboard with a 19-yard touchdown pass to Fasano with 1:36 remaining in the third quarter. Cut the Browns' lead to 21-14 with a 13-yard touchdown strike to Dorial Green-Beckham on fourth-and-six with 6:42 left to play in the game.

- Against Indianapolis (9/27), started at quarterback and completed 27 of 44 passes for 367 yards with two touchdowns and two interceptions. Cut the Colts' lead to 14-10 with a seven-yard touchdown pass to Kendall Wright with 19 seconds remaining in the second quarter. Gave the Titans a 24-14 advantage with a three-yard touchdown toss to Dorial Green-Beckham in the corner of the end zone with 9:36 left to play in the third stanza.

- Against Buffalo (10/11), started at quarterback and completed 21 of 32 passes for 187 yards with an interception. Led the team with 47 rushing yards on five carries.

- Against Miami (10/18), started at quarterback and connected on 21 of 33 passes for 219 yards with a touchdown and two interceptions. Cut the Dolphins' lead to 24-10 with a three-yard touchdown toss to Dexter McCluster on the final play of the third quarter.

- At New Orleans (11/8), returned to the lineup as the starter at quarterback. Named AFC Offensive Player of the Week after completing 28 of 39 passes for franchise rookie record 371 yards with four touchdowns in leading the Titans to a 34-28 overtime victory. Connected on all six passes for 62 yards and a touchdown during the game-winning overtime drive. With four touchdown passes, improved his season total to 13 and broke the franchise's single-season rookie record for touchdown passes. Cut the Saints' lead to 14-10 by lobbing up a pass to Delanie Walker that was deflected, caught and turned into a 61-yard touchdown pass with a minute left to play in the opening stanza. Found Walker for a two-yard touchdown pass in the back of the end zone with 8:08 remaining in the second quarter. Connected with Justin Hunter on an eight-yard touchdown pass and then hooked up with Delanie Walker for a two-point conversion to even the score at 28-28 with 7:06 left to play in the fourth quarter. Extended the Titans' game-winning touchdown drive with a nine-yard pass to Dorial Green-Beckham on third-and-two in overtime. Gave the Titans a 34-28 overtime victory with a five-yard touchdown pass to Anthony Fasano with 9:50 left to play in the extra session.

- Against Carolina (11/15), started at quarterback and completed 16 of 24 passes for 185 yards with an interception. Rushed five times for 24 yards.

- At Jacksonville (11/19), started at quarterback and completed 22 of 35 passes for 231 yards. Rushed five times for 29 yards with his first career rushing touchdown. Gave the Titans a 13-9 lead with a 23-yard touchdown run with 5:22 left to play in the third quarter.

- Against Oakland (11/29), started at quarterback and completed 17 of 37 passes for 218 yards with three touchdowns and two interceptions. Gave the Titans an early 6-0 lead with a 20-yard touchdown pass to Craig Stevens with 5:53 left to play in the opening stanza. Cut the Raiders' lead to 17-14 with a 13-yard touchdown pass to Harry Douglas and a two-point conversion connection with Dorial Green-Beckham with 6:22 left to play in the third quarter. Gave the Titans a 21-17 lead with a one-yard touchdown toss to Jalston Fowler with less than five minutes to play in the fourth quarter. During the fourth quarter, broke Vince Young's franchise record for the most passing yards during a rookie season.

- Against Jacksonville (12/6), started at quarterback and completed 20 of 29 passes for 268 yards with three touchdowns and an interception for a 118.2 passer rating. Rushed nine times for a career-best 112 yards with a touchdown. Became the only player in NFL history to pass for at least 250 yards with three touchdowns and rush for more than 100 yards in the same game. His 112 rushing yards are the most by a quarterback in franchise history in a single game. Gave the Titans a 7-0 lead with a 10-yard touchdown pass to Craig Stevens with 4:15 remaining in the first quarter. Increased the Titans' lead to 14-6 with a seven-yard touchdown pass to Walker on third-and-seven in the second stanza. Gave the Titans a 28-19 lead with a 47-yard touchdown pass to Green-Beckham on the first play of the fourth quarter. Helped the Titans recapture the lead at 35-32 with a record-breaking 87-yard touchdown run on third-and-seven midway through the fourth quarter. The 87-yard touchdown run was the longest run in franchise history by a quarterback, the third longest run by a quarterback in NFL history and the fifth-longest run overall for the team.

- At N.Y. Jets (12/13), started at quarterback and completed 21 of 39 passes for 274 yards with an interception. Collected his first career reception which resulted in a 41-yard touchdown. Scored the Titans only touchdown with a 41-yard touchdown reception down the right sideline from Antonio Andrews with 4:09 left to play in the third quarter. Converted the two-point conversion with a pass to Dexter McCluster. He became the first player since Walter Payton in 1983 to record touchdowns of at least 40 yards passing, rushing and receiving in the same season.

- At New England (12/20), started at quarterback and completed three of six passes for 32 yards before leaving the game in the second quarter with an injury.

#### COLLEGE:

- At Oregon, Mariota broke nearly every major passing record for the school, totaling 10,796 career passing yards and 105 touchdown passes. The three-time All-Pac-12 selection started every game over his three collegiate seasons (2012-14), earned a 36-5 record, completed at least one touchdown pass in every game, and is one of four players in FBS history to pass for 10,000 yards and rush for 2,000 yards (2,237) in a career, joining Dan LeFevour, Robert Griffin III and Colin Kaepernick.
- His career passing statistics included 1,167 attempts, 779 completions,



10,796 yards, 105 touchdowns, 14 interceptions and an efficiency rating of 171.8. Additionally, he rushed 337 times for 2,237 yards and 29 touchdowns and recorded two touchdown receptions.

- He became one of four players in FBS history to pass for over 10,000 yards (10,796) and run for over 2,000 yards (2,237) in a career. He set University of Oregon records for career total offense (13,033 yards), passing yards (10,796), completions (779), touchdown passes (105), rushing yards by a quarterback (2,237), completion percentage (66.8), total touchdowns (136) and total points accounted for (816). He was the 14th player in conference history to eclipse the 10,000-yard barrier in total offense, and he ended his career ranked seventh all-time in Pac-12 career passing yards.
- He completed at least one touchdown pass in all 41 games in which he played, good for second in NCAA history behind Marshall's Rakeem Cato (46).
- From 2012 to 2013, Mariota set the Pac-12 record with 353 consecutive passes without an interception. He became the only player in league history to put together multiple interception-free streaks of 200 attempts or more.
- Mariota became the Pac-12's first quarterback ever to be named first-team All-Conference three times.
- As a junior (2014), started all 15 games en route to the team's appearance in the College Football Playoff Championship Game. Completed 304 of 445 pass attempts for 4,454 yards (third in FBS) with 42 touchdowns (second) and four interceptions. Rushed 135 times for 770 yards and 15 touchdowns. Had the nation's top passer efficiency rating at 181.7.
- Became the Ducks' first Heisman Trophy winner and the first Heisman winner from the state of Hawaii. Also became Oregon's second unanimous first-team All-American of all time. Additional honors included Player of the Year by the Associated Press and the Walter Camp Football Foundation, the Maxwell Award, the Davey O'Brien National Quarterback Award and the Johnny Unitas Golden Arm Award. Named Pac-12 Offensive Player of the Year and 2015 Rose Bowl Offensive MVP.
- His 58 total touchdowns—42 passing, 15 rushing and one receiving—set the single-season conference record, breaking Matt Barkley's (USC) mark of 41 from 2011. His passing touchdowns also marked a new conference best.
- Led the Ducks to No. 2 in the final Associated Press rankings. Directed the third-overall rated offense in the country (547 yards per game) and the 10th-ranked passing offense (312.5).
- Against Florida State (1/1/15), recorded a season-high 26 completions (36 attempts) for 338 yards, scoring two touchdowns through the air and one on the ground in the College Football Playoff Semifinal Rose Bowl victory.
- Against Ohio State (1/12/15) in the inaugural College Football Playoff Championship game, completed 24 passes for 333 yards and two touchdowns, including a 70-yard touchdown toss. Added 39 rushing yards.
- As a sophomore (2013), started all 13 games and was 245-of-386 passing (65.8 percent) for 3,665 yards, 31 touchdowns and four interceptions. Rushed 96 times for 715 yards and nine touchdowns.
- Named first-team All-Pac-12 for the second consecutive season and named Oregon's Most Inspirational Player in a vote of his teammates. Led the Pac-12 in passing efficiency (167.7), passing yards per completion (14.96 avg.) and total points responsible for (240) while ranking seventh in the country in the former two categories and tied for ninth in the latter. Nationally, rated ninth in total offense (336.9), 12th in touchdown passes (31) and 14th in passing yards per game (281.9). Became the first player in school history to eclipse 4,000 yards of total offense in a single season (4,380) and was one of three league players to surpass the previous Pac-12 season record in 2013. Set school records for most points responsible for, completions (245) and most total touchdowns (40), and finished second on the single-season passing yards ledger (3,665). Broke Pac-12 and Oregon pinnacles for consecutive pass attempts without an interception in both a single season (285) and a career (353). Extended his streak of tossing at least one touchdown pass in every game of his career (26).
- As a redshirt freshman (2012), started all 13 games and was 230-of-336 passing for 2,677 yards with 32 touchdowns and six interceptions. Rushed 106 times for 752 yards and five touchdowns. Won honorable mention All-American and Pac-12 Offensive Freshman of the Year honors and became the Pac-12's first freshman quarterback to earn first-team all-league honors in 23 years. Recorded at least one touchdown pass in every game and set a conference freshman record for most touchdown passes in a season.

Led the conference and ranked seventh in the country in passing efficiency (163.23). Led the league in completion percentage (68.45), falling just short of the NCAA freshman record of 69.5 percent (Sam Bradford, Oklahoma, 2007). Finished second on Oregon's single-season total offensive yards list (3,429) and ninth in passing yards (2,677). The Ducks' second-leading rusher (752) also ran for more yards in one year than any other quarterback in school history, including a single-game best 135 yards at Arizona State.

- Also in 2012, threw only one interception over his final seven games, a stretch that included 119 consecutive pass attempts without an interception.
- Redshirted in 2011.
- The second-team academic all-conference choice graduated from Oregon in December 2014 with a degree in general science.

#### **PERSONAL:**

- Splits time between Nashville and Honolulu, Hawaii.
- Attended Saint Louis (Honolulu, Hawaii) High School, where as a senior he threw for 2,597 yards on 165-of-255 passing (64.7%), including 32 touchdowns against only five interceptions. Guided the Crusaders to an 11-1 record and a state title. Also rushed the ball 60 times for 455 yards (7.6 yards per carry) and seven scores.
- Rated a four-star recruit by 247Sports.com and garnered three stars from both Rivals.com and Scout.com. Rated the No. 6 recruiting prospect in the state of Hawaii and No. 12 overall quarterback in the nation by Rivals.com. Named PrepStar Magazine All-West Region, Interscholastic League of Honolulu Offensive Player of the Year and first-team All-ILH. Played in the NUC All-World Gridiron Classic, a high school all-star bowl in Columbia, S.C.
- List of favorites: (movie) "The Longest Yard"; (TV show) "The Fresh Prince of Bel-Air"; (actor) Dwayne Johnson; (pregame playlist) The Green, Drake; (video game) "FIFA"; (food) steak, Kalua pork; (guilty pleasure) Cookies 'n' Cream Pizookie from BJ's Restaurant & Brewhouse; and (athlete as a child) Emmitt Smith.
- Born Marcus Ardel Taulaunui Mariota on Oct. 30, 1993 in Honolulu, Hawaii.

# MARCUS MARIOTA'S GAME-BY-GAME

## 2015 Tennessee Titans

2015 Tennessee Titans				PASSING											RUSHING					COMBINED		RUSH + PASS	
Date	Opp	W/L	P/S	Att	Cmp	Pct	Yds	Yds/Att	TD	Int	Lg	Sk	Lst	Rating	Att	Yds	Avg	Lg	TD	Yards	Touchdowns		
Sept 13	@ TB	W	S	15	13	86.7	209	13.9	4	0	52t	2	24	158.3	2	6	3.0	9	0	215	52, 12, 4, 1		
Sept 20	@ Cle	L	S	37	21	56.8	257	6.9	2	0	33	7	38	96.3	3	19	6.3	12	0	276	19, 13		
Sept 27	Ind	L	S	44	27	61.4	367	8.3	2	2	35	3	22	84.2	0	0	-	0	0	367	7, 3		
Oct 11	Buf	L	S	32	21	65.6	187	5.8	0	1	23	2	8	68.1	5	47	9.4	22	0	234			
Oct 18	Mia	L	S	33	21	63.6	219	6.6	1	2	32	5	37	67.6	0	0	-	0	0	219	3		
Oct 25	Atl	L	IA																				
Nov 1	@ Hou	L	IA																				
Nov 8	@ NO	W	S	39	28	71.8	371	9.5	4	0	61t	0	0	135.7	1	5	5.0	5	0	376	61, 2, 8, 5		
Nov 15	Car	L	S	24	16	66.7	185	7.7	0	1	24	1	7	72.4	5	24	4.8	10	0	209			
Nov 19	@ Jax	L	S	35	22	62.9	231	6.6	0	0	29	4	19	82.0	5	29	5.8	23t	1	260	23r		
Nov 29	Oak	L	S	37	17	45.9	218	5.9	3	2	36	2	13	69.4	1	7	7.0	7	0	225	20, 13, 1		
Dec 6	Jax	W	S	29	20	69.0	268	9.2	3	1	47t	4	11	118.2	9	112	12.4	87t	1	380	10, 7, 47, 87r		
Dec 13	@ NYJ	L	S	39	21	53.8	274	7.0	0	1	51	5	47	65.5	3	3	1.0	3	0	277			
Dec 20	@ NE	L	S	6	3	50.0	32	5.3	0	0	19	3	32	66.0	0	0	-	0	0	32			
Dec 27	Hou	L	IA																				
Jan 3	@ Ind	L	IA																				
Totals		3-13	12/12	370	230	62.2	2,818	7.6	19	10	61t	38	258	91.5	34	252	7.4	87t	2	3,070			

## 2016 Tennessee Titans

2016 Tennessee Titans				PASSING											RUSHING					COMBINED		RUSH + PASS	
Date	Opp	W/L	P/S	Att	Cmp	Pct	Yds	Yds/Att	TD	Int	Lg	Sk	Lst	Rating	Att	Yds	Avg	Lg	TD	Yards	Touchdowns		
Sept 11	Min	L	S	41	25	61.0	271	6.6	2	1	29	2	19	86.5	4	19	4.8	10	0	290	6, 4		
Sept 18	@ Det	W	S	33	25	75.8	238	7.2	2	1	32	3	14	102.8	2	11	5.5	6	0	249	30, 9		
Sept 25	Oak	L	S	33	17	51.5	214	6.5	0	2	26	1	2	46.8	3	22	7.3	9	0	236			
Oct 2	@ Hou	L	S	29	13	44.8	202	7.0	0	1	60	1	6	54.1	4	20	5.0	9	0	222			
Oct 9	@ Mia	W	S	29	20	69.0	163	5.6	3	0	29	0	0	117.5	7	60	8.6	21	1	223	5r, 5, 20, 4		
Oct 16	Cle	W	S	24	17	70.8	284	11.8	3	1	48t	2	14	132.6	7	64	9.1	41	0	348	11, 48, 15		
Oct 23	Ind	L	S	37	22	59.5	232	6.3	2	0	26	3	25	95.8	2	14	7.0	14	0	246	10, 7		
Oct 27	Jax	W	S	22	18	81.8	270	12.3	2	0	47	0	0	148.1	3	11	3.7	7	0	281	36, 4		
Nov 6	@ SD	L	S	43	27	62.8	313	7.3	3	2	48	0	0	88.6	3	14	4.7	14t	1	327	16, 7, 14r, 8		
Nov 13	GB	W	S	26	19	73.1	295	11.3	4	0	41	1	13	149.8	5	0	0.0	6	0	295	9, 32, 6, 33		
Nov 20	@ Ind	L	S	38	25	65.8	290	7.6	2	0	35	5	36	106.3	5	29	5.8	12	0	319	3, 34		
Nov 27	@ Chi	W	S	23	15	65.2	226	9.8	2	0	38	0	0	126.4	4	46	11.5	29	0	272	4, 29		
Dec 11	Den	W	S	20	6	30.0	88	4.4	0	0	26	2	15	45.4	8	38	4.8	13	0	126			
Dec 18	@ KC	W	S	33	19	57.6	241	7.3	0	1	46	1	0	67.9	1	-2	-2.0	-2	0	239			
Dec 24	@ Jax	L	S	20	8	40.0	99	5.0	1	0	18	2	12	72.7	2	3	1.5	4	0	102	3		
Jan 1	Hou	W				Placed on injured reserve on Dec. 27, 2016																	
Totals		9-7	15/15	451	276	61.2	3,426	7.6	26	9	60	23	156	95.6	60	349	5.8	41	2	3,775			

## 2017 Tennessee Titans

2017 Tennessee Titans				PASSING											RUSHING					COMBINED		RUSH + PASS	
Date	Opp	W/L	P/S	Att	Cmp	Pct	Yds	Yds/Att	TD	Int	Lg	Sk	Lst	Rating	Att	Yds	Avg	Lg	TD	Yards	Touchdowns		
Sept 10	Oak	L	S	41	25	61.0	256	6.2	0	0	24	1	1	78.9	3	26	8.7	15	1	282	10r		
Sept 17	@ Jax	W	S	27	15	55.6	215	8.0	1	1	42	1	4	78.5	6	24	4.0	8	0	239	32		
Sept 24	Sea	W	S	32	20	62.5	225	7.0	2	0	55t	0	0	104.3	7	27	3.9	10	0	252	55, 24		
Oct 1	@ Hou	L	S	10	6	60.0	96	9.6	0	2	28	0	0	52.5	4	39	9.8	34t	2	135	34r, 2r		
Oct 8	@ Mia	L	IA																				
Oct 16	Ind	W	S	32	23	71.9	306	9.6	1	1	53t	1	1	99.2	2	0	0.0	1	0	306	53		
Oct 22	@ Cle	W	S	34	21	61.8	203	6.0	0	0	23	2	14	78.4	1	8	8.0	8	0	211			
Nov 5	Bal	W	S	28	19	67.9	218	7.8	2	1	29	3	32	100.0	3	6	2.0	7	0	224	16, 11		
Nov 12	Cin	W	S	44	25	56.8	264	6.0	1	1	20	4	28	72.5	6	51	8.5	28	0	315	7		
Nov 16	@ Pit	L	S	33	22	66.7	306	9.3	1	4	75t	5	42	66.8	5	5	1.0	7t	1	311	7r, 75		
Nov 26	@ Ind	W	S	25	17	68.0	184	7.4	1	2	37	0	0	69.4	3	4	1.3	6	0	188	2		
Dec 3	Hou	W	S	23	15	65.2	150	6.5	1	0	24t	2	4	98.1	3	23	7.7	12	1	173	9r, 24		
Dec 10	@ Ari	L	S	31	16	51.6	159	5.1	0	2	29	3	20	39.6	2	11	5.5	7	0	170			
Dec 17	@ SF	L	S	33	23	69.7	241	7.3	2	0	25	1	3	110.8	2	4	2.0	2	0	245	4, 8		
Dec 24	LAR	L	S	39	22	56.4	275	7.1	0	1	37	1	6	67.8	3	24	8.0	14	0	299			
Dec 31	Jax	W	S	21	12	57.1	134	6.4	1	0	66t	3	18	92.2	10	60	6.0	15	0	194	66		
Totals		9-7	15/15	453	281	62.0	3,232	7.1	13	15	75t	27	173	79.3	60	312	5.2	34t	5	3,544			
Playoffs																							
Jan 6	@ KC	W	S	31	19	61.3	205	6.6	2	1	29	2	10	88.8	8	46	5.8	17	0	251	6, 22		
Jan 13	@ NE	L	S	37	22	59.5	254	6.9	2	0	36	8	52	98.3	4	37	9.3	11	0	291	15, 11		
Totals		1-1	2/2	68	41	60.3	459	6.8	4	1	36	10	62	93.9	12	83	6.9	17	0	542			

## MARCUS MARIOTA'S GAME-BY-GAME CONT.

2018 Tennessee Titans				PASSING											RUSHING					COMBINED		RUSH + PASS	
Date	Opp	W/L	P/S	Att	Cmp	Pct	Yds	Yds/Att	TD	Int	Lg	Sk	Lst	Rating	Att	Yds	Avg	Lg	TD	Yards	Touchdowns		
Sept 9	@ Mia	L	S	16	9	56.3	103	6.4	0	2	31	0	0	36.2	3	15	5.0	7	0	118			
Sept 16	Hou	W	DNP																				
Sept 23	@ Jax	W	p	18	12	66.7	100	5.6	0	0	22	1	8	80.8	7	51	7.3	15	0	151			
Sept 30	Phi	W	S	43	30	69.8	344	8.0	2	1	51	3	17	99.4	10	46	4.6	17	1	390	2r, 11, 10		
Oct 7	@ Buf	L	S	26	14	53.8	129	5.0	0	1	23	2	8	51.6	2	10	5.0	5	0	139			
Oct 14	Bal	L	S	15	10	66.7	117	7.8	0	0	24	11	66	90.1	2	25	12.5	21	0	142			
Oct 21	@ LAC	L	S	32	24	75.0	237	7.4	1	1	21	2	11	92.8	7	38	5.4	11	0	275	1		
Nov 5	@ Dal	W	S	29	21	72.4	240	8.3	2	0	37	4	25	119.9	10	32	3.2	12	1	272	18, 7, 9r		
Nov 11	NE	W	S	24	16	66.7	228	9.5	2	0	29	2	14	125.0	2	21	10.5	20	0	249	4, 23		
Nov 18	@ Ind	L	S	13	10	76.9	85	6.5	0	1	23	4	19	61.4	4	17	4.3	9	0	102			
Nov 26	@ Hou	L	S	23	22	95.7	303	13.2	2	0	61t	6	43	147.7	6	28	4.7	14	0	331	61, 48		
Dec 2	NYJ	W	S	35	20	57.1	282	8.1	2	1	55	3	9	90.4	4	43	10.8	27	0	325	12, 11		
Dec 6	Jax	W	S	24	18	75.0	162	6.8	0	1	29	1	0	75.3	4	13	3.3	12	0	175			
Dec 16	@ NYG	W	S	20	12	60.0	88	4.4	0	0	17	1	8	70.4	2	11	5.5	11	0	99			
Dec 22	Was	W	S	13	10	76.9	110	8.5	0	0	18	2	15	101.4	1	7	7.0	7	0	117			
Dec 30	Ind	L	IA																				
Totals		9-7	14/13	331	228	68.9	2,528	7.6	11	8	61t	42	243	92.3	64	357	5.6	27	2	2,885			

## MARCUS MARIOTA'S NFL STATISTICS

REGULAR SEASON					PASSING									RUSHING					
Year	Team	GP/GS	Att	Cmp	Pct	Yds	Yd/Att	TD	INT	Lg	Sk	Yds	Rat	Att	Yds	Avg	Lg	TD	
2015	TEN	12/12	370	230	62.2	2,818	7.6	19	10	61t	38	258	91.5	34	252	7.4	87t	2	
2016	TEN	15/15	451	276	61.2	3,426	7.6	26	9	60	23	156	95.6	60	349	5.8	41	2	
2017	TEN	15/15	453	281	62.0	3,232	7.1	13	15	75t	27	173	79.3	60	312	5.2	34t	5	
2018	TEN	14/13	331	228	68.9	2,528	7.6	11	8	61t	42	243	92.3	64	357	5.6	27	2	
NFL Totals		56/55	1605	1015	63.2	12,004	7.5	69	42	75t	130	830	89.4	218	1,270	5.8	87t	11	

Regular Season Career record as starter: 27-28 (.491); Playoffs: 1-1 (.500)

PLAYOFFS						PASSING								RUSHING					
Year	Team	GP/GS	Att	Cmp	Pct	Yds	Yd/Att	TD	INT	Lg	Sk	Yds	Rat	Att	Yds	Avg	Lg	TD	
2017	TEN	2/2	68	41	60.3	459	6.8	4	1	36	10	62	93.9	12	83	6.9	17	0	
NFL Totals		2/2	68	41	60.3	459	6.8	4	1	36	10	62	93.9	12	83	6.9	17	0	

### Single-Game Highs

Attempts - 44 (Twice, last vs. Cincinnati 11/12/17)  
 Completions - **30 vs. Philadelphia (9/30/18)**  
 Passing Yards - 371 at New Orleans (11/8/15)  
 Touchdown Passes - 4 (Three times, last at Green Bay 11/13/16)  
 Long Completion - 75t at Pittsburgh (11/16/17)  
 Rushes - **10 (Three times, last at Dallas 11/5/18)**  
 Rushing Yards - 112 vs. Jacksonville (12/6/15)  
 Long Rush - 87t vs. Jacksonville (12/6/15)  
 Rushing Touchdowns - 2 at Houston (10/1/17)

### Playoff Single-Game Highs

Attempts - 37 at New England (1/13/18)  
 Completions - 22 at New England (1/13/18)  
 Passing Yards - 254 at New England (1/13/18)  
 Touchdown Passes - 2 (Twice, last at New England 1/13/18)  
 Long Completion - 36 at New England (1/13/18)  
 Rushes - 8 at Kansas City (1/6/18)  
 Rushing Yards - 46 at Kansas City (1/6/18)  
 Long Rush - 17 at Kansas City (1/6/18)

### Additional Statistics

Receptions - 41-yard touchdown (at N.Y. Jets 12/13/15); 6-yard touchdown (at Kansas City 1/6/18); **21-yard catch (vs. New England 11/11/18)**  
 Fumble Recovery - 2 (2016), **2 (2018)**  
 Misc. Tackles - 2 (2017), **2 (2018)**



# 69 TYLER MARZ

TACKLE • 6'7" • 316 LBS • COLLEGE: WISCONSIN

ACQUIRED: FREE AGENT - 2016 • NFL EXPERIENCE (NFL/TITANS): 2/2

HOMETOWN: SPRINGFIELD, MINN.

GAMES PLAYED/GAMES STARTED: 6/1 (PLAYOFFS: 0/0)



**PRO:** Tyler Marz was originally signed by the Titans as a rookie free agent following the 2016 NFL Draft. The 6-foot-7-inch, 316-pounder participated in training camp and spent the 2016 season as a member of the Titans practice squad. In 2017, Marz began the season on the Titans practice squad. He was signed to the Los Angeles Chargers active roster, where he spent Weeks 3-8, but did not see field action before being waived and resigned to the Titans practice squad for the remainder of the season.

#### TITANS TIDBITS:

- Marz has previously worked with Kids Against Hunger.

#### CAREER TRANSACTIONS:

- The Springfield, Minn., native was originally signed by the Titans as an undrafted free agent on May 9, 2016.
- Waived by the Titans on Sept. 2, 2016.
- Signed by the Titans to their practice squad on Sept. 5, 2016.
- Signed by the Titans to a futures contract on Jan. 2, 2017.
- Waived by the Titans on Sept. 2, 2017 and signed to the team's practice squad a day later.
- Signed by the Los Angeles Chargers to the active roster on Sept. 20, 2017.
- Waived by the Chargers on Nov. 7, 2017.
- Signed by the Titans to the team's practice squad on Nov. 9, 2017.
- Signed by the Titans to a futures contract on Jan. 15, 2018.
- Waived by the Titans on Sept. 1, 2018 and signed to the team's practice squad a day later.
- Signed by the Titans to their active roster from the practice squad on Sept. 15, 2018.

#### SEASON RECAPS:

**2018 (6/1 - Tennessee):** Played in six games with one start at right tackle. Was inactive for nine games. Spent the first week of the season on the team's practice squad. Started in his first career NFL game against Houston (9/16/18).

- Against Houston (9/16), made his NFL debut as a starter at right tackle.
- At Jacksonville (9/23), played as a reserve on special teams.
- Against Philadelphia (9/30), played as a reserve on field goal and extra point protection units.
- At Buffalo (10/7), entered the game as a reserve at left tackle after Taylor Lewan left the game early in the second quarter with an injury.
- Against Baltimore (10/14), was inactive.
- At Los Angeles Chargers in London (10/21), was inactive.
- At Dallas (11/5), was inactive.
- Against New England (11/11), saw action as a reserve on special teams.
- At Indianapolis (11/18), was inactive.
- At Houston (11/26), was inactive.
- Against N.Y. Jets (12/2), was inactive.
- Against Jacksonville (12/6), was inactive.
- At N.Y. Giants (12/16), played as a reserve on special teams.
- Against Washington (12/22), was inactive.
- Against Indianapolis (12/30), was inactive.

**2017 (0/0 - Tennessee, L.A. Chargers):** Spent training camp with the Titans and was signed to the team's practice squad following roster cuts. Was on the practice squad Weeks 1-2 before being signed by the Los Angeles Chargers to the team's active roster. Was inactive for the Chargers Weeks 3-8 before being waived and resigned to the Titans practice squad for the remainder of the season.

**2016 (0/0 - Tennessee):** Signed by the Titans as an undrafted rookie free agent and spent the entire 2016 as a member of the practice squad.

#### COLLEGE:

- Appeared in 51 games with 40 consecutive starts at left tackle for the University of Wisconsin. Lettered all four seasons and helped anchor offensive lines that paved the way for two of the three best single-season rushing performances in school history at 283.8 yards per game in 2013 and a school record 320.1 yards per game in 2014. With Marz at left tackle, Wisconsin allowed 1.07 sacks per game during the 2013-14 seasons, the eight-lowest average in the FBS during that time.
- As a senior (2015), started and played in all 13 games. Anchored an offensive line that helped the Badgers produce 228.3 passing yards per game, the third-best average in program history.
- As a junior (2014), started all 14 games at left tackle. Helped Wisconsin produce 468.9 yards of total offense per game which ranked third-best in school history. The Badgers allowed an average of just 0.93 sacks per game, the sixth-lowest in the FBS.
- As a sophomore (2013), started all 13 games at left tackle. Contributed to an offensive line that paved the way for school record in total offense with 480.8 yards per game, rushing yards with 3,689 and rushing average with 6.62 yards per carry.
- As a redshirt freshman (2012), saw action in 11 games.
- As a freshman (2011), redshirted.
- Received his bachelor's degree in life sciences communication from Wisconsin in May 2015.

#### PERSONAL:

- Attended Springfield (Minn.) High School and was an all-conference player as both a junior and senior.
- His honors include being named a three-star recruit and rated the No. 7 player in Minnesota by Rivals, No. 10 player by Scout and No. 17 player by ESPN/Scouts Inc.
- Also played baseball and basketball in high school.
- Enjoys hunting and fishing.
- Follow Marz on Twitter at @Tylermarz61.
- Follow Marz on Instagram at @Tylermarz.
- Born Tyler Jordan Marz on Sept. 9, 1992 in Springfield, Minn.

## TYLER MARZ'S NFL STATISTICS

### REGULAR SEASON

Year	Team	GP	GS
2016	Tennessee	Practice Squad	
2017	TEN/LAC	0	0
2018	Tennessee	6	1
NFL Totals		6	1

### PLAYOFFS

Year	Team	GP	GS
2017	Tennessee	0	0
NFL Totals		0	0

### Starts Breakdown:

2018 - RT 1





# 30 JEREMY McNICHOLS

RUNNING BACK • 5'9" • 205 LBS • COLLEGE: BOISE STATE

ACQUIRED: FREE AGENT - 2018 • NFL EXPERIENCE (NFL/TITANS): 1/1

HOMETOWN: SANTA MARGARITA, CALIF.

GAMES PLAYED/GAMES STARTED: 3/0 (PLAYOFFS: 0/0)



**PRO:** The Titans signed running back Jeremy McNichols from the Denver Broncos' practice squad in the beginning of December 2018. The 5-foot-9-inch, 205-pounder is a versatile back that also contributes on special teams units. The Boise State product was originally a 2017 fifth-round selection of the Tampa Bay Buccaneers. He has also spent time with the Indianapolis Colts in his brief NFL career.

#### TITANS TIDBITS:

- McNichols was coached by hip-hop artist Snoop Dogg while playing youth football in the Snoop Youth Football League in Los Angeles, Calif. McNichols played both alongside and against numerous NFL players. The SYFL serves children between the ages of five and 13 years old, teaching them the values of teamwork, good sportsmanship, discipline, and self-respect, while also stressing the importance of academics.

#### CAREER TRANSACTIONS:

- The Santa Margarita, Calif., native was originally selected by the Tampa Bay Buccaneers in the fifth round (162nd overall) of the 2017 NFL Draft.
- Waived by the Buccaneers on Sept. 2, 2017.
- Signed by the San Francisco 49ers to the team's practice squad on Sept. 4, 2017.
- Signed by the 49ers to their active roster from the practice squad on Nov. 29, 2017.
- Waived by the 49ers on Sept. 1, 2018.
- Signed by the Indianapolis Colts to the team's practice squad on Sept. 4, 2018.
- Released by the Colts from their practice squad Sept. 13, 2018 and signed back to the Colts' practice squad on Sept. 19, 2018.
- Signed by the Colts to their active roster from the practice squad on Sept. 28, 2018.
- Waived by the Colts on Oct. 2, 2018.
- Signed by the Denver Broncos to the team's practice squad on Oct. 10, 2018.
- Signed by the Titans to their active roster from the Denver Broncos' practice squad on Dec. 3, 2018.

#### SEASON RECAPS:

**2018 (1/0 - Indianapolis; 0/0 - Tennessee):** Was inactive for three games and did not play in another contest for the Titans after being signed off the Broncos' practice squad on Dec. 3. Appeared in one contest with the Colts and carried the ball twice for four yards.

- Against Jacksonville (12/6), was inactive.
- At N.Y. Giants (12/16), was inactive.
- Against Washington (12/22), dressed but did not play.
- Against Indianapolis (12/30), was inactive.

**2017 (2/0 - San Francisco):** Spent the first 11 weeks on the practice squad. Activated from the 49ers' practice squad on Nov. 29. Appeared in two games and registered a special teams tackle. Was inactive for three games.

#### COLLEGE:

- Played in 34 games, while starting the final 25 contests at Boise State (2014-16) and rushed 571 times for 3,205 yards (5.6 avg.) and 44 touchdowns. Caught 103 passes for 1,089 yards and 11 touchdowns. Also returned 28 kickoffs for 554 yards (19.8 avg.).
- Earned second-team All-Mountain West honors in both 2016 and 2015. Declared for the draft following his junior season (2016).

- As a junior (2016), started all 13 games and rushed 314 times for 1,709 yards (5.4 avg.) and 23 touchdowns. Posted 37 receptions for 474 yards (12.8 avg.) and four touchdowns.

- His 1,709 rushing yards and 27 total touchdowns were the third-most in a single season in Boise State history, while his 23 rushing touchdowns were the fourth-most in school history. He ranked second in the NCAA in total touchdowns, while standing third in rushing touchdowns.

- As a sophomore (2015), started 12 games and rushed 240 times for 1,337 yards (5.6 avg.) for 20 touchdowns, while catching 52 passes for 460 yards and six touchdowns.

- His 26 total touchdowns ranked second in the country and he set a Mountain West record for consecutive games with a rushing touchdown (12).

- As a true freshman (2014), played in nine games and rushed 17 times for 159 yards (9.4 avg.) and one touchdown. Snared 15 catches for 155 yards and one touchdown. Returned 19 kickoffs for 393 yards.

#### PERSONAL:

- Attended Santa Margarita (Calif.) High School where he registered 173 carries for 877 yards and nine touchdowns. Also hauled in 72 receptions for 934 yards and 10 touchdowns.

- As a senior (2013), had 163 carries for 798 yards and eight touchdowns and 17 receptions for 191 yards and two touchdowns, earning first-team all-league, all-region and all-state honors.

- As a junior, rushed for 37 yards and a touchdown on three carries and caught 25 passes for 329 yards and three touchdowns.

- As a sophomore (2011), caught 30 passes for 414 yards and five touchdowns and rushed three times for 42 yards.

- Follow McNichols on Twitter and Instagram at @JeremyMcNichols.

- Born Jeremy Theron McNichols on Dec. 26, 1995 in Long Beach, Calif.

## JEREMY McNICHOLS' GAME-BY-GAME

### 2017 San Francisco 49ers

Date	Opp	W/L	P/S	RUSHING					RECEIVING				
				Att	Yds	Avg	Lg	TD	No	Yds	Avg	Lg	TD
Dec 3	@ Chi	W	IA										
Dec 10	@ Hou	W	IA										
Dec 17	Ten	W	p	0	0	-	0	0	0	0	-	0	0
Dec 24	Jax	W	p	0	0	-	0	0	0	0	-	0	0
Dec 31	@ LAR	W	IA										
<b>Totals</b>		<b>5-0</b>	<b>2/0</b>	<b>0</b>	<b>0</b>	<b>-</b>	<b>0</b>	<b>0</b>	<b>0</b>	<b>0</b>	<b>-</b>	<b>0</b>	<b>0</b>

### 2018 Indianapolis Colts

2018 Indianapolis Colts				RUSHING					RECEIVING				
Date	Opp	W/L	P/S	Att	Yds	Avg	Lg	TD	No	Yds	Avg	Lg	TD
Sept 30	Hou	L	p	2	4	2.0	7	0	0	0	-	0	0
Totals		0-1	1/0	2	4	2.0	7	0	0	0	-	0	0

### 2018 Tennessee Titans

2018 Tennessee Titans				RUSHING						RECEIVING				
Date	Opp	W/L	P/S	Att	Yds	Avg	Lg	TD	No	Yds	Avg	Lg	TD	
Dec 6	Jax	W	IA											
Dec 16	@ NYG	W	IA											
Dec 22	Was	W	DNP											
Dec 30	Ind	L	IA											
Totals		3-1	0/0	0	0	-	0	0	0	0	-	0	0	

## JEREMY McNICHOLS' NFL STATISTICS

### REGULAR SEASON

Year	Team	GP	GS	RUSHING					RECEIVING				
				No	Yds	Avg	Lg	TD	Att	Yds	Avg	Lg	TD
2017	San Francisco	2	0	0	0	-	0	0	0	0	-	0	0
2018	IND/TEN	1	0	2	4	2.0	7	0	0	0	-	0	0
<b>NFL Totals</b>		<b>3</b>	<b>0</b>	<b>2</b>	<b>4</b>	<b>2.0</b>	<b>7</b>	<b>0</b>	<b>0</b>	<b>0</b>	<b>-</b>	<b>0</b>	<b>0</b>

### Single-Game Highs

Rushes - 2 vs. Indianapolis (9/30/18)  
 Rushing Yards - 4 vs. Indianapolis (9/30/18)  
 Long Rush - 7 vs. Indianapolis (9/30/18)

### Additional Statistics

Special Teams Tackles - 1 (2017)



# 91 DERRICK MORGAN

OUTSIDE LINEBACKER • 6'4" • 261 LBS

COLLEGE: GEORGIA TECH • ACQUIRED: 1ST ROUND - 2010

NFL EXPERIENCE (NFL/TITANS): 9/9 • HOMETOWN: COATESVILLE, PA.

GAMES PLAYED/GAMES STARTED: 118/106 (PLAYOFFS: 2/2)



**PRO:** Derrick Morgan was drafted by the Titans with the 16th overall pick in the 2010 NFL Draft, and since then, he has become a consistent presence on the defense, first as a defensive end and more recently as a 3-4 outside linebacker. Through the 2018 campaign, Morgan ranked 10th in franchise history with 44.5 career sacks, a total that also led the Titans from 2010–2017. At the end of 2018, Morgan's five total seasons with at least six sacks ranked fourth for the franchise since 1982, behind only Ray Childress (eight seasons), William Fuller (six) and Sean Jones (six). The 6-foot-4-inch, 261-pounder combines with Brian Orakpo to make a formidable duo as the team's starting outside linebackers. The Georgia Tech product has a reputation as a gritty player with a non-stop motor, and he has the ability to play on either side of the defensive line or at outside linebacker.

## CAREER HIGHLIGHTS:

- In 2017, Morgan led the team with 7.5 sacks. It was his fifth career season with at least six sacks. He also set a career high with 59 quarterback pressures.
- In 2016, tallied a team-leading 56 quarterback pressures. Morgan also recorded a career-high nine sacks, which ranked second on the team and tied for ninth in the AFC.
- In his first season at outside linebacker in 2014, Morgan led the team with 6.5 sacks and tied for the team lead and set career-best marks with 26 quarterback pressures and 13 tackles for loss. He also posted a career-high 82 tackles, nine passes defended and two forced fumbles.
- In 2012, Morgan led the team with 6.5 sacks and 19 quarterback pressures, while also posting a then-career-high 66 tackles.
- In 2011, Morgan led the team with 20 quarterback pressures.
- As a rookie in 2010, saw action in four games and amassed 10 tackles and 1.5 sacks before being placed on season-ending injured reserve.
- In 2009, Morgan's junior year at Georgia Tech, he won Conference Defensive Player of the Year honors after leading the ACC with 12.5 sacks and finishing second in the conference with 18.5 tackles for loss.

## TITANS TIDBITS:

- With help from his wife, Chef Charity Morgan ([chefcharitymorgan.com](http://chefcharitymorgan.com); @chefcharitymorgan on Instagram), Derrick sparked a change in many of his teammates that they credit with maximizing their energy and athleticism. After he transitioned to a vegan diet, several teammates followed—particularly on defense—and as of 2017 there were more than 10 Titans players on plant-based diets.
- Morgan is a 2016 graduate of the University of Miami's Executive MBA for Artists and Athletes program.
- As an angel investor, Morgan supports startup businesses he believes in by providing funding in exchange for equity.
- Morgan's entrepreneurial and community interests coalesced with his co-founding of Huddle Ventures, which he launched "to address challenges facing minority entrepreneurs by providing access to influencers in order to design smarter pathways to growing and sustaining wealth." Morgan and his company sent 100 students to South by Southwest in 2017 to help them pursue jobs with tech firms.
- During the 2017 offseason, Morgan hosted his All Pro 2.0 Football and Tech Camp in Nashville, during which participants were "introduced to a new world of imagination and creativity through football and STEM based learning using professional-grade technology and methods that your typical football camp will not have."
- Morgan helped deliver his daughter at home in April 2015.
- Morgan changed his jersey number from 90 to 91 during the 2012 offseason. He is familiar with the number 91, having worn it during his three seasons at Georgia Tech. Former Titans defensive lineman Jason Jones

wore 91 in Morgan's first two seasons with the club.

- Morgan credits his mother, Pamela Sweigart, as his primary role model in life. He also says that she should be credited with his football success, since, even as a single parent, she managed to take him to every practice and every game during his youth.

## CAREER TRANSACTIONS:

- The Coatesville, Pa., native was selected by the Titans in the first round (16th overall) of the 2010 NFL Draft.

## SEASON RECAPS:

**2018 (13/12):** Played in 13 games with 12 starts at outside linebacker and collected 37 tackles, a half sack, 11 quarterback pressures, a fumble recovery and three passes defended. Was inactive for three games. Ranks 10th in franchise history with 44.5 career sacks. Led the team in quarterback pressures once in 2018 (at JAX). Tied for the team lead in passes defended twice in 2018 (at JAX, at BUF). Made his 100th career start at Indianapolis (11/18/18).

- At Miami (9/9), played as a reserve at outside linebacker and collected two tackles.
- Against Houston (9/16), started at outside linebacker and tallied five tackles and a quarterback pressure. Teamed with Adoree' Jackson to stuff Lamar Miller for a two-yard loss on a short pass in the first quarter.
- At Jacksonville (9/23), started at outside linebacker and posted two tackles, three quarterback pressures and a pass defended. Deflected a pass intended for T.J. Yeldon in the third quarter.
- Against Philadelphia (9/30), started at outside linebacker and notched two tackles, three quarterback pressures and a fumble recovery. Recovered a Carson Wentz fumble at the Eagles' 35-yard line after a Harold Landry strip-sack early in the fourth quarter. Teamed with DaQuan Jones to stop Jay Ajayi for no gain on a rush off right tackle in the fourth quarter.
- At Buffalo (10/7), started at outside linebacker and recorded two tackles and a pass defended. Halted a Bills' drive by batting down a third-and-three pass intended for Kelvin Benjamin in the second quarter.
- Against Baltimore (10/14), started at outside linebacker before leaving in the game in the second quarter with an injury.
- At Los Angeles Chargers in London (10/21), was inactive.
- At Dallas (11/5), was inactive.
- Against New England (11/11), was inactive.
- At Indianapolis (11/18), returned to the lineup and made his 100th career start and collected two tackles.
- At Houston (11/26), started at outside linebacker and recorded four tackles, including a half sack. Halted a Texans' drive by combining with Jayon Brown to drop Deshaun Watson for an 11-yard sack on third-and-two in the first quarter.
- Against N.Y. Jets (12/2), started at outside linebacker and tallied three tackles. Helped halt a Jets' drive by slowing down Trenton Cannon for no gain on a run off right end late in the fourth quarter.
- Against Jacksonville (12/6), started at outside linebacker and amassed six tackles and a quarterback pressure.
- At N.Y. Giants (12/16), started at outside linebacker and posted two tackles and two quarterback pressures in the Titans' first shutout win since 2000.
- Against Washington (12/22), started at outside linebacker and totaled five tackles and a quarterback pressure.
- Against Indianapolis (12/30), started at outside linebacker and registered two tackles and a pass defended. Knocked down a pass intended for Nyheim Hines in the second quarter.

**2017 (14/14, 2/2):** Started 14 games at outside linebacker and led the team with 7.5 sacks while ranking second on the squad with a career-best 59 quarterback pressures. Posted 40 tackles, seven stops for loss, two passes defended and two fumble recoveries. Was inactive for two contests. Started his first two career postseason contests and recorded eight tackles, a team-high-tying six quarterback pressures and a stop for loss. With 1.5 sacks at Cleveland (10/22/17), became the ninth player in franchise history to reach 40.0 career sacks. In the "Titans era" (1999–present), only Morgan and Jevon Kearse (52.0) have accomplished the feat. Moved ahead of former defensive end Kyle Vanden Bosch (38.5 career sacks) for ninth place on the team's all-time sack list at Houston (10/1/17). Led or tied for the team lead in quarterback pressures seven times (vs. OAK, at JAX, at HOU, vs. BAL, at IND, vs. LAR, at KC). Led or tied for the team lead in sacks five times (vs. OAK, at JAX, at HOU, at CLE, at PIT). Played in his 100th career regular season game against Cincinnati (11/12/17).

- Against Oakland (9/10), posted four tackles, a sack, a team-best five quarterback pressures and a team-high two stops for loss. Ended a Raiders' drive by sacking Derek Carr for a seven-yard loss on third-and-13 in the second quarter. Stuffed Marshawn Lynch for a two-yard loss on a third-and-two rush late in the fourth quarter.
- At Jacksonville (9/17), collected four tackles, a sack, a stop for loss, four quarterback pressures and a pass defended. Batted down a pass intended for Ben Koyack in the first quarter. Combined with Kevin Byard to stonewall Leonard Fournette for no gain on a rush off left end in the second quarter. Ended a Jaguars' drive with dropping Blake Bortles for a five-yard sack on third-and-19 in the third quarter. The sack tied Morgan with former Titans defensive end Kyle Vanden Bosch (38.5) for ninth on the team's all-time sack list.
- At Houston (10/1), tallied two tackles, a sack, a team-best five quarterback pressures and a stop for loss. Dropped Tom Savage for an eight-yard sack in the fourth quarter. The sack moved him ahead of former defensive end Kyle Vanden Bosch (38.5 career sacks) for ninth place on the team's all-time sack list.
- At Cleveland (10/22), posted three tackles, including 1.5 sacks, a stop for loss and five quarterback pressures. Became the ninth player in franchise history to reach 40.0 career sacks. In the "Titans era" (1999–present), only Morgan and Jevon Kearse (52.0) have accomplished the feat. Dropped Cody Kessler for a five-yard sack in the fourth quarter. Ended a Browns' drive in overtime by combining with Brian Orakpo to sack Cody Kessler for a 12-yard loss on third-and-eight.
- Against Baltimore (11/5), collected three tackles, including a half sack and three quarterback pressures. Halted a Ravens' drive by combining with Karl Klug to sack Joe Flacco for a four-yard loss on third-and-11 late in the second quarter.
- Against Cincinnati (11/12), started at outside linebacker in his 100th career regular season game and recorded a career-best two fumble recoveries. Halted a Bengals' drive by recovering an Andy Dalton fumble after a Brian Orakpo strip-sack on third-and-11 in the second quarter. Collected his second fumble recovery of the afternoon by pouncing on a Dalton aborted snap late in the second quarter.
- At Pittsburgh (11/16), notched four tackles, including a sack, a stop for loss and four quarterback pressures. Ended a Steelers' drive by dropping Ben Roethlisberger for a six-yard sack on third-and-11 in the second quarter.
- At Indianapolis (11/26), registered five tackles, including a sack, a stop for loss and a team-best eight quarterback pressures. Halted a Colts' drive by combining with Jayon Brown to sack Jacoby Brissett for a three-yard sack on third-and-12 in the first quarter. Combined with Brian Orakpo to sack Jacoby Brissett for an eight-yard loss in the second quarter.
- Against Houston (12/3), produced four tackles, including a half sack and six quarterback pressures. Teamed with Jurrell Casey to stop Alfred Blue for no gain on a rush off right guard in the second quarter. Ended the game by combining with Brian Orakpo to sack Tom Savage for a 19-yard loss.
- At Kansas City (1/6), started at outside linebacker and recorded seven tackles, including a sack, a team-best four quarterback pressures and a stop for loss in his first career postseason game. Dropped Alex Smith for a sack on third-and-nine during the Chiefs' final drive in the fourth quarter.

**2016 (15/15):** Started 15 games at outside linebacker and ranked second on the squad and tied for ninth in the AFC with a career-best nine sacks. Led the squad with 56 quarterback pressures. Compiled 50 tackles, including four stops for loss and a pass defended. Was inactive for one contest. Led or tied for the team lead in sacks six times (at MIA, vs. CLE, vs. IND, vs. JAX, at IND, vs. DEN). Led or tied for the team lead in quarterback pressures eight times (vs. CLE, vs. IND, at SD, vs. GB, at

IND, at CHI, at JAX, vs. HOU). Registered a career-high nine quarterback pressures at Indianapolis (11/20/16) and at Jacksonville (12/24/16).

- At Miami (10/9), started at outside linebacker and registered four tackles, including two sacks and two quarterback pressures. Dropped Ryan Tannehill for a seven-yard sack in the first quarter. Sacked Tannehill for a two-yard loss midway through the third quarter.
- Against Cleveland (10/16), started at outside linebacker and notched three tackles, including a sack and a team-best and career-high five quarterback pressures. Shot through the line and dropped Cody Kessler for a 10-yard sack late in the fourth quarter.
- Against Indianapolis (10/23), started at outside linebacker and collected four tackles, 1.5 sacks, three quarterback pressures and a tackle for loss. Dropped Andrew Luck for a six-yard sack late in the second quarter. Forced a Colts' field goal by combining with Karl Klug to sack Andrew Luck for a six-yard loss in the third quarter.
- Against Jacksonville (10/27), started at outside linebacker and posted a sack and a quarterback pressure. Ended a Jaguars' drive by dropping Blake Bortles for a six-yard sack on third-and-20, marking his fourth consecutive game with at least one sack.
- At San Diego (11/6), started at outside linebacker and tallied four tackles, including a stop for loss and a team-best four quarterback pressures. Stonewalled Melvin Gordon for a four-yard loss on a rush up the middle in the second quarter.
- Against Green Bay (11/13), started at outside linebacker and notched two tackles, including a sack, and tied the team lead with four quarterback pressures. Sacked Aaron Rodgers for a nine-yard loss in the fourth quarter.
- At Indianapolis (11/20), started at outside linebacker and recorded four tackles, 1.5 sacks and a career-best nine quarterback pressures. Combined with Wesley Woodyard to stuff Frank Gore for no gain on a rush up the middle in the second stanza. Dropped Andrew Luck for a five-yard sack early in the third quarter. Halted a Colts' drive by stonewalling Gore for no gain on a third-and-one rush up the middle in the third quarter. Teamed with Austin Johnson to sack Luck for a six-yard loss in the fourth quarter.
- Against Denver (12/11), started at outside linebacker and collected a tackle, a sack and three quarterback pressures. Ended the Broncos' first drive by sacking Trevor Siemian for a six-yard sack on third-and-one.
- At Jacksonville (12/24), started at outside linebacker and posted six tackles, including a stop for loss and a career-best-tying nine quarterback pressures. Stuffed Chris Ivory for a five-yard loss on a rush off right end in the third quarter.

**2015 (10/9):** Played in 10 games with nine starts at outside linebacker and registered 34 tackles, 4.5 sacks, 13 quarterback pressures, six tackles for loss, two passes defended and a forced fumble. Was inactive for three games before being placed on injured reserve on Dec. 17, 2015. Led or tied for the team lead in sacks three times in 2015 (at TB, at CLE, vs. BUF). Tied for the team lead in quarterback pressures twice (vs. BUF, at HOU). Tied for the team lead in passes defended twice (vs. IND, at HOU). Tied a career-high with two sacks at Tampa Bay (9/13/15) and became the third player in the Titans era (1999–present) to reach 25 sacks with the club.

- At Tampa Bay (9/13), started at outside linebacker and tied a career-high with two sacks. Collected seven tackles, two quarterback pressures and two tackles for loss. Pushed a Bucs offensive lineman into Jameis Winston and notched a 14-yard sack in the third quarter. Dropped Winston for a two-yard sack in the third quarter.
- At Cleveland (9/20), started at outside linebacker and amassed seven tackles, including a sack, forced fumble and a stop for loss. Combined with Da'Norris Searcy to stop Duke Johnson for no gain on a rush off right guard in the third quarter. Halted a Cleveland drive by sacking Johnny Manziel and forcing a fumble that was recovered by the Browns on third-and-five on the final play of the third quarter.
- Against Indianapolis (9/27), started at outside linebacker and totaled a tackle, a quarterback pressure and a pass defended. Ended a Colts' drive by knocking down a third-and-four pass intended for Tyler Varga late in the third quarter.
- Against Buffalo (10/11), started at outside linebacker and posted three tackles, including 1.5 sacks, two quarterback pressures and a stop for loss. Halted a Bills' drive by teaming with Jurrell Casey to drop Tyrod Taylor for a five-yard sack on third-and-10 in the second quarter. Ended a Bills' drive by sacking Taylor for an 11-yard loss late in the fourth quarter.
- Against Atlanta (10/25), started at outside linebacker and amassed three tackles, including a stop for loss and two quarterback pressures. Stuffed Tevin Coleman for a one-yard loss on a rush off right tackle in the first



quarter.

- At Houston (11/1), started at outside linebacker and registered three tackles, including three quarterback pressures and a pass defended. Batted down a pass intended for DeAndre Hopkins on the first play from scrimmage. Combined with DaQuan Jones to stop Alfred Blue for no gain on a rush off right tackle in the second quarter.

**2014 (16/16):** Started all 16 games at outside linebacker and led the team with 6.5 sacks. Tied for the team lead and set career-best marks with 26 quarterback pressures and 13 tackles for loss. Posted a career-high 82 tackles, nine passes defended and two forced fumbles. Led or tied for the team lead in tackles twice in 2014 (at PHI, at JAX). Led or tied for the team lead in quarterback pressures eight times in 2014 (at KC, vs. DAL, at IND, vs. CLE, vs. JAX, at WAS, at BAL, at JAX). Led or tied for the team lead in sacks five times in 2014 (at WAS, at BAL, at PHI, vs. NYJ, at JAX). Tied for the team lead in passes defended three times in 2014 (at KC, at BAL, at JAX).

- At Kansas City (9/7), started at outside linebacker and collected four tackles. Tied for the team lead with a career-high tying four quarterback pressures and two passes defended. Knocked down a pass intended for Travis Kelce in the second quarter. Batted down a pass intended for Donnie Avery in the final stanza.

- Against Dallas (9/14), started at outside linebacker and notched five solo tackles and a team-best two quarterback pressures. Stuffed DeMarco Murray for no gain on a rush off right tackle in the second quarter. Teamed with Wesley Woodyard to stop Murray for no gain on a rush off left guard in the third quarter. Stopped DeMarco Murray for no gain on a rush off right guard in the fourth quarter.

- Against Jacksonville (10/12), started at outside linebacker and totaled two tackles, a team-high four quarterback pressures and a pass defended. Batted down a pass intended for Cecil Shorts III on the final drive in the fourth quarter.

- At Washington (10/19), started at outside linebacker and collected seven tackles, including a sack, a forced fumble, two quarterback pressures and two stops for loss. Strip-sacked Kirk Cousins and the fumble was recovered by Avery Williamson in the first quarter. Stonewalled Roy Helu for a three-yard loss on a short pass in the second quarter. Stuffed Roy Helu for a one-yard loss on a rush off right guard late in the fourth quarter.

- At Baltimore (11/9), started at outside linebacker and tallied five tackles, including a sack, a stop for loss, two quarterback pressures and a pass defended. Deflected a pass intended for Crockett Gilmore in the second stanza. Dropped Joe Flacco for an eight-yard sack on the final play of the first half.

- Against Pittsburgh (11/17), started at outside linebacker and notched six tackles, including a half sack and a pass defended. Teamed with Avery Williamson to sack Ben Roethlisberger for a one-yard loss in the second quarter.

- At Philadelphia (11/23), started at outside linebacker and led the team with a career-high 13 tackles, including a sack, three stops for loss and two quarterback pressures. Dropped LeSean McCoy for a one-yard loss on a rush off right end in the third stanza. Sacked Marck Sanchez for a two-yard loss in the fourth quarter. Stuffed Chris Polk for a two-yard loss on the third-and-five run late in the fourth quarter.

- At Houston (11/30), started at outside linebacker and notched six tackles, including two stops for loss and a quarterback pressure. Pounced on Ryan Fitzpatrick for a four-yard loss on a rush up the middle in the first quarter. Teamed with Avery Williamson to stop Damaris Johnson for a seven-yard loss on a reverse in the fourth quarter.

- Against N.Y. Jets (12/14), started at outside linebacker and collected six tackles, including a sack, a stop for loss and a quarterback pressure. Dropped Geno Smith for a nine-yard sack in the fourth quarter.

- At Jacksonville (12/18), started at outside linebacker and tied for the team lead with six tackles, including two sacks, a forced fumble, a stop for loss, a pass defended and a quarterback pressure. Came off the edge and strip-sacked Blake Bortles for a six-yard loss but the fumble was recovered by the Jaguars in the second quarter. Deflected a pass intended for Allen Hurns late in the second quarter. Ended a Jaguars' drive by dropping Bortles for a six-yard sack on third-and-10 in the fourth quarter.

- Against Indianapolis (12/28), started at outside linebacker and tallied seven tackles, including a team-high three stops for loss and a quarterback pressure. Stuffed Dan Herron for no gain on a rush off right tackle in the third quarter. Tackled Zurlon Tipton for no gain on a third-and-one rush in the fourth quarter. On the next play, stonewalled Tipton for a one-yard loss on a fourth-and-one rush. Nailed Tipton for no gain on a rush off right guard in the final stanza.

**2013 (15/14):** Played in 15 games with 14 starts at defensive end and ranked second on the team with six sacks and eight quarterback pressures. Registered 54 tackles, including three stops for loss, a pass defended, a forced fumble and a fumble recovery. Led or tied for the team lead in sacks five times in 2013 (at HOU, vs. JAX, vs. IND, at JAX, vs. HOU). Led or tied for the team lead in quarterback pressures six times in 2013 (at PIT, at HOU, vs. SD, vs. NYJ, vs. JAX, vs. IND).

- At Pittsburgh (9/8), started at defensive end and tallied four tackles, including a sack and two quarterback pressures. Dropped Ben Roethlisberger for a five-yard sack on the final play of the first half.

- At Houston (9/15), started at defensive end and compiled four tackles, including a sack, a stop for loss and a quarterback pressure. Stonewalled Arian Foster for a three-yard loss on a rush off left tackle in the third quarter. Dropped Matt Schaub for a seven-yard sack in the fourth quarter.

- Against N.Y. Jets (9/29), started at defensive end and posted four tackles, including a stop for loss and two quarterback pressures. Combined with Michael Griffin to stonewall Alex Green for a two-yard loss on a fourth-and-one toss in the fourth quarter.

- At St. Louis (11/3), started at defensive end and collected two tackles and a fumble recovery. Recovered a Kellen Clemens fumble at the Rams' 19-yard line after a Jurrell Casey strip-sack in the fourth quarter.

- Against Jacksonville (11/10), started at defensive end and notched eight tackles, a sack, a tackle for loss and a quarterback pressure. Stuffed Maurice Jones-Drew for no gain on a rush up the middle in the second quarter. Teamed with Sammie Hill to stuff Jones-Drew for a two-yard loss on a carry off left tackle in the second quarter. Halted a Jaguars' drive by dropping Chad Henne for a nine-yard sack on third-and-six in the fourth quarter. Combined with Michael Griffin to stuff Jones-Drew for a two-yard loss on a rush off right end in the fourth quarter.

- Against Indianapolis (11/14), started at defensive end and compiled five tackles, including a sack and a quarterback pressure. Forced the Colts to settle for a field goal by dropping Andrew Luck for a three-yard sack on third-and-five late in the second quarter.

- At Indianapolis (12/1), started at defensive end and amassed three tackles and a forced fumble. During a Jurrell Casey sack forced an Andrew Luck fumble but the ball was recovered by the Colts in the second quarter.

- At Jacksonville (12/22), started at defensive end and tied for the team lead with a career-high nine tackles, including a sack. Sacked Chad Henne for a seven-yard loss in the third quarter.

- Against Houston (12/29), started at defensive end and tallied four tackles, including a sack. Dropped Matt Schaub for a six-yard sack in the fourth quarter.

**2012 (16/16):** Started all 16 games at defensive end for the first time in his career. Led the team with 6.5 sacks and 19 quarterback pressures. Also posted a career-high 66 tackles, five tackles for loss, five passes defended, a forced fumble and a fumble recovery. Tied a career-best with eight tackles against New England (9/9/12). Led or tied for the team lead in sacks three times in 2012 (at SD, vs. PIT, vs. JAX). Led or tied for the team lead in quarterback pressures seven times in 2012 (vs. DET, vs. PIT, vs. CHI, at MIA, at JAX, vs. NYJ, at GB). Tied for the team lead in passes defended once in 2012 (at BUF).

- Against New England (9/9), started at defensive end and tied a career-high with eight tackles, including a stop for loss. Stopped Stevan Ridley for a one-yard loss on a rush off right end early in the third quarter. Stuffed Brandon Bolden for no gain on a rush off left tackle late in the fourth quarter.

- At San Diego (9/16), started at defensive end and totaled five tackles, including a sack, a tackle for loss and a quarterback pressure. Teamed with Robert Johnson to stop Curtis Brinkley for a third-yard loss on a rush off right end in the first stanza. Stopped Eddie Royal for a two-yard loss on a short pass in the second quarter. Ended a Chargers' drive by sacking Philip Rivers for a five-yard loss on third-and-four late in the second quarter.

- Against Pittsburgh (10/11), started at defensive end and posted two tackles, including a sack, a stop for loss, two quarterback pressures and a pass defended. Knocked down a pass intended for Antonio Brown in the second quarter. Ended a Steelers' drive by sacking Ben Roethlisberger for a seven-yard loss on third-and-six in the second quarter. Teamed with Kamerion Wimbley to stop Baron Batch for no gain on a rush up the middle early in the fourth quarter. Stonewalled Batch for a one-yard loss on a rush up the middle in the fourth quarter.

- At Buffalo (10/21), started at defensive end and posted five tackles, a fumble recovery and a pass defended. Teamed with Kamerion Wimbley to stuff C.J. Spiller for a three-yard loss on a rush off right guard in the second

stanza. Batted down a pass intended for Fred Jackson in the second quarter. Pounced on a fumble at the Buffalo 32-yard line after Kamerion Wimbley came off the edge and strip-sacked Ryan Fitzpatrick early in the third quarter. Helped get the Titans' offense the ball back late in the fourth quarter by pressuring Ryan Fitzpatrick on a third-and-seven pass that was then intercepted by Jason McCourty along the sideline.

- Against Indianapolis (10/28), started at defensive end and tallied two tackles, a half sack, a forced fumble, a quarterback pressure and a pass defended. Batted down a pass intended for Reggie Wayne at the line of scrimmage in the second quarter. Combined with Kamerion Wimbley to drop Andrew Luck for a four-yard sack and forced a fumble that was recovered by the Colts in the second quarter.
- At Miami (11/11), started at defensive end and recorded three tackles, a team-best four quarterback pressures, a tackle for loss and a pass defended. Stonewalled Reggie Bush for a three-yard loss on a rush off right tackle in the first quarter. Batted down a pass at the line of scrimmage that was intended for Lamar Miller in the second quarter.
- At Indianapolis (12/9), started at defensive end and tallied three tackles, including a sack. Halted a Colts' drive by dropping Andrew Luck for a eight-yard sack on third-and-seven in the second quarter.
- Against N.Y. Jets (12/17), started at defensive end and registered four tackles, including a sack and two quarterback pressures. Sacked Mark Sanchez for a seven-yard loss in the second quarter.
- Against Jacksonville (12/30), started at defensive end and recorded three tackles, including two sacks. Stonewalled Keith Toston for no gain on a Wildcat run in the first quarter. Combined with Kamerion Wimbley to sack Chad Henne for a seven-yard loss in the second quarter. Ended a Jaguars' drive by sacking Chad Henne for a six-yard loss on third-and-five late in the second quarter. Halted a Jaguars' drive by teaming with Akeem Ayers to drop Chad Henne for a six-yard sack on third-and-12 in the fourth quarter.

**2011 (15/10):** Appeared in 15 games with 10 starts and led the team with 20 quarterback pressures. Added 47 tackles, 2.5 sacks, three tackles for loss and two passes defended. Tied for the team lead in tackles once in 2011 (at IND). Tied for the team lead in sacks twice in 2011 (vs. BAL, at CLE). Led or tied for the team lead in quarterback pressures six times in 2011 (at PIT, vs. IND, vs. CIN, at BUF, vs. NO, vs. JAX). Made his first career start against Indianapolis (10/30/11). Was inactive for the season opener at Jacksonville (9/11).

- Against Baltimore (9/18), returned to the lineup as a reserve defensive end and tallied three tackles, a sack and two quarterback pressures. Dropped Joe Flacco for a five-yard sack on the final play of the game.
- Against Denver (9/25), played in a reserve role at defensive end and notched three tackles, including a stop for loss and a quarterback pressure. Completed a four-play goalline stand by stuffing Willis McGahee for a one-yard loss on a fourth-and-one rush in the final stanza.
- At Cleveland (10/2), played in a reserve role at defensive end and collected three solo tackles, including a sack and a quarterback pressure. Dropped Colt McCoy for a sack late in the fourth quarter.
- Against Indianapolis (10/30), made his first career start at defensive end and posted four tackles, three quarterback pressures and a pass defended. Batted down a pass intended for Pierre Garcon at the line of scrimmage late in the fourth quarter.
- Against Cincinnati (11/6), started at defensive end and notched three tackles, including a stop for loss and a team-best three quarterback pressures. Dropped Cedric Benson for a one-yard loss on a rush off right guard early in the third quarter.
- At Indianapolis (12/18), started at defensive end and tied for the team lead with eight tackles.
- Against Jacksonville (12/24), started at defensive end and totaled seven tackles, a team-best three quarterback pressures, a stop for loss and a pass defended. Stuffed Maurice Jones-Drew for a three-yard loss on a rush off right tackle in the first quarter. Batted down a pass intended for Jarett Dilliard at the line of scrimmage in the second quarter.
- At Houston (1/1), started at defensive end and collected three tackles, including a half sack and a quarterback pressure. Teamed with Jurrell Casey to drop T.J. Yates for a five-yard sack on the Texans' first play from scrimmage.

**2010 (4/0):** Appeared in four games as a reserve defensive end and collected 10 tackles and 1.5 sacks. Placed on injured reserve on Oct. 5, 2010 with a knee injury. Collected his first career sack in his first career game against Oakland (9/12/10). Tied for the team lead in sacks once in 2010 (vs. OAK).

- Against Oakland (9/12), played in a reserve role at defensive end in his

first NFL contest and posted a sack and a pass defended. Registered his first career sack by dropping Jason Campbell for an eight-yard loss in the first quarter. Batted down a pass intended for Darren McFadden in the fourth quarter.

- Against Pittsburgh (9/19), played in a reserve role at defensive end and collected five tackles, including a half sack. Halted a Steelers' drive by combining with Tony Brown to sack Charlie Batch for a five-yard loss on third-and-15 in the third quarter.
- Against Denver (10/3), played in a reserve role at defensive end before leaving the game in the second quarter with an injury.

#### COLLEGE:

- In three seasons at Georgia Tech, Morgan totaled 115 tackles, 19.5 sacks, 29.5 tackles for loss, five passes defended, six fumble recoveries and two forced fumbles in 39 games. He played in 12 games as a reserve defensive end during his freshman season and then started all 27 of the team's games during his sophomore and junior seasons at left defensive end. His 19.5 sacks ranked seventh in Georgia Tech history.
- As a junior (2009), named the ACC Defensive Player of the Year after leading the conference (eighth in nation) with 12.5 sacks, which tied for fourth on school's single-season record list. During his team's ACC Championship season, his career-best 55 tackles ranked fifth on the squad. With 18.5 tackles for losses, he ranked second in the ACC and also tied for seventh on Tech's annual record chart. He added one pass defended, two fumble recoveries and two forced fumbles in 14 games. Earned first-team All-American honors from The NFL Draft Report, Associated Press and American Football Coaches Association, and added second-team honors from Walter Camp, *Sports Illustrated* and *The Sporting News*.
- As a sophomore (2008), started all 13 games and ranked second on the team (eighth in ACC) with seven sacks. Also led the team's defensive linemen with 51 tackles and added 9.5 tackles for loss, three passes defended, four fumble recoveries (tied for second in nation) and one blocked field goal.
- As a freshman (2007), saw action in 12 of 13 games as a reserve and registered nine tackles, 1.5 tackles for loss and one pass defended.
- Enrolled in January 2007 and participated in spring practice.
- Majored in business management.

#### PERSONAL:

- Married and has a son and a daughter.
- Listed by Rivals.com and SuperPrep as the first-overall prospect in Pennsylvania when he was coming out of Coatesville (Pa.) High School. He earned first-team All-State and league Defensive Player of the Year honors after collecting seven sacks, six tackles for loss and 47 tackles as a senior defensive end. He also recorded 523 yards and eight touchdowns as a running back.
- Member of Kappa Alpha Psi fraternity.
- List of favorites: (movie) "Boyz n the Hood"; (TV show) "The Fresh Prince of Bel Air"; (actor) Will Smith; (music artist) The Notorious B.I.G.; (school subject) entrepreneurship; (video game) Call of Duty; (food) pizza; (sports hero) Jerry Rice; and (sports team as a child) San Francisco 49ers.
- Follow Morgan on Twitter and on Instagram at @dmorg91.
- Born Derrick Lee Morgan on Jan. 6, 1989 in Lancaster, Pa.

# DERRICK MORGAN'S GAME-BY-GAME

## 2010 Tennessee Titans

Date	Opp	W/L	P/S	Tot Solo Asst	Sk - Yds	QBP	TFL	Int - Yds -TD	PD	FF	FR - Yds	SpT
Sept 12	Oak	W	p	1 1 0	1.0 8.0	1	0	0 0 0 0 1	0	0	0 0	0 0
Sept 19	Pit	L	p	5 2 3	0.5 2.5	0	0	0 0 0 0 0 0 0	0	0	0 0	0 0
Sept 26	@ NYG	W	p	4 3 1	0.0 0.0	0	0	0 0 0 0 0 0 0	0	0	0 0	0 0
Oct 3	Den	L	p	0 0 0	0.0 0.0	0	0	0 0 0 0 0 0 0	0	0	0 0	0 0
Oct 10	@ Dal	Placed on injured reserve on Oct. 5, 2010										
Totals		2-2	4/0	10 6 4	1.5 10.5	1	0	0 0 0 0 1	0	0	0 0	0 0

## 2011 Tennessee Titans

Date	Opp	W/L	P/S	Tot Solo Asst	Sk - Yds	QBP	TFL	Int - Yds -TD	PD	FF	FR - Yds	SpT
Sept 11	@ Jax	L	IA									
Sept 18	Bal	W	p	3 3 0	1.0 5.0	2	0	0 0 0 0 0 0 0	0	0	0 0	0 0
Sept 25	Den	W	p	3 1 2	0.0 0.0	1	1	0 0 0 0 0 0 0	0	0	0 0	0 0
Oct 2	@ Cle	W	p	3 3 0	1.0 1.0	1	0	0 0 0 0 0 0 0	0	0	0 0	0 0
Oct 9	@ Pit	L	p	2 0 2	0.0 0.0	2	0	0 0 0 0 0 0 0	0	0	0 0	0 0
Oct 23	Hou	L	p	1 0 1	0.0 0.0	0	0	0 0 0 0 0 0 0	0	0	0 0	0 0
Oct 30	Ind	W	S	4 2 2	0.0 0.0	3	0	0 0 0 1 0 0 0	0	0	0 0	0 0
Nov 6	Cin	L	S	3 1 2	0.0 0.0	3	1	0 0 0 0 0 0 0	0	0	0 0	0 0
Nov 13	@ Car	W	S	3 2 1	0.0 0.0	0	0	0 0 0 0 0 0 0	0	0	0 0	0 0
Nov 20	@ Atl	L	S	2 1 1	0.0 0.0	0	0	0 0 0 0 0 0 0	0	0	0 0	0 0
Nov 27	TB	W	S	0 0 0	0.0 0.0	0	0	0 0 0 0 0 0 0	0	0	0 0	0 0
Dec 4	@ Buf	W	S	1 0 1	0.0 0.0	2	0	0 0 0 0 0 0 0	0	0	0 0	0 0
Dec 11	NO	L	S	4 1 3	0.0 0.0	2	0	0 0 0 0 0 0 0	0	0	0 0	0 0
Dec 18	@ Ind	L	S	8 4 4	0.0 0.0	0	0	0 0 0 0 0 0 0	0	0	0 0	0 0
Dec 24	Jax	W	S	7 5 2	0.0 0.0	3	1	0 0 0 1 0 0 0	0	0	0 0	0 0
Jan 1	@ Hou	W	S	3 0 3	0.5 2.5	1	0	0 0 0 0 0 0 0	0	0	0 0	0 0
Totals		9-7	15/10	47 23 24	2.5 8.5	20	3	0 0 0 2 0	0	0	0 0	0 0

## 2012 Tennessee Titans

Date	Opp	W/L	P/S	Tot Solo Asst	Sk - Yds	QBP	TFL	Int - Yds -TD	PD	FF	FR - Yds	SpT
Sept 9	NE	L	S	8 7 1	0.0 0.0	0	1	0 0 0 0 0 0 0	0	0	0 0	0 0
Sept 16	@ SD	L	S	5 3 2	1.0 6.0	1	1	0 0 0 0 0 0 0	0	0	0 0	0 0
Sept 23	Det	W	S	5 3 2	0.0 0.0	2	0	0 0 0 0 0 0 0	0	0	0 0	0 0
Sept 30	@ Hou	L	S	4 3 1	0.0 0.0	1	1	0 0 0 0 0 0 0	0	0	0 0	0 0
Oct 7	@ Min	L	S	6 2 4	0.0 0.0	0	0	0 0 0 0 0 0 0	0	0	0 0	0 0
Oct 11	Pit	W	S	2 1 1	1.0 7.0	2	1	0 0 0 1 0 0 0	0	0	0 0	0 0
Oct 21	@ Buf	W	S	5 1 4	0.0 0.0	0	0	0 0 0 1 0 1 0	0	0	0 0	0 0
Oct 28	Ind	L	S	2 0 2	0.5 2.0	1	0	0 0 0 1 1 0 0	0	0	0 0	0 0
Nov 4	Chi	L	S	5 1 4	0.0 0.0	1	0	0 0 0 1 0 0 0	0	0	0 0	0 0
Nov 11	@ Mia	W	S	3 1 2	0.0 0.0	4	1	0 0 0 1 0 0 0	0	0	0 0	0 0
Nov 25	@ Jax	L	S	3 3 0	0.0 0.0	1	0	0 0 0 0 0 0 0	0	0	0 0	0 0
Dec 2	Hou	L	S	5 3 2	0.0 0.0	1	0	0 0 0 0 0 0 0	0	0	0 0	0 0
Dec 9	@ Ind	L	S	3 3 0	1.0 8.0	0	0	0 0 0 0 0 0 0	0	0	0 0	0 0
Dec 17	NYJ	W	S	4 1 3	1.0 7.0	2	0	0 0 0 0 0 0 0	0	0	0 0	0 0
Dec 23	@ GB	L	S	3 2 1	0.0 0.0	3	0	0 0 0 0 0 0 0	0	0	0 0	0 0
Dec 30	Jax	W	S	3 1 2	2.0 12.5	0	0	0 0 0 0 0 0 0	0	0	0 0	0 0
Totals		6-10	16/16	66 35 31	6.5 42.5	19	5	0 0 0 5 1	1	1	0 0	0 0

## 2013 Tennessee Titans

Date	Opp	W/L	P/S	Tot Solo Asst	Sk - Yds	QBP	TFL	Int - Yds -TD	PD	FF	FR - Yds	SpT
Sept 8	@ Pit	W	S	4 3 1	1.0 5.0	2	0	0 0 0 0 0 0 0	0	0	0 0	0 0
Sept 15	@ Hou	L	S	4 3 1	1.0 7.0	1	1	0 0 0 0 0 0 0	0	0	0 0	0 0
Sept 22	SD	W	S	4 1 3	0.0 0.0	1	0	0 0 0 0 0 0 0	0	0	0 0	0 0
Sept 29	NYJ	W	S	4 3 1	0.0 0.0	2	1	0 0 0 0 0 0 0	0	0	0 0	0 0
Oct 6	KC	L	S	2 1 1	0.0 0.0	0	0	0 0 0 0 0 0 0	0	0	0 0	0 0
Oct 13	@ Sea	L	p	0 0 0	0.0 0.0	0	0	0 0 0 0 1 0 0	0	0	0 0	0 0
Oct 20	SF	L	IA									
Nov 3	@ StL	W	S	2 1 1	0.0 0.0	0	0	0 0 0 0 0 0 1	0	0	0 0	0 0
Nov 10	Jax	L	S	8 6 2	1.0 9.0	1	1	0 0 0 0 0 0 0	0	0	0 0	0 0
Nov 14	Ind	L	S	5 3 2	1.0 3.0	1	0	0 0 0 0 0 0 0	0	0	0 0	0 0
Nov 24	@ Oak	W	S	2 1 1	0.0 0.0	0	0	0 0 0 0 0 0 0	0	0	0 0	0 0
Dec 1	@ Ind	L	S	3 0 3	0.0 0.0	0	0	0 0 0 0 0 1 0	0	0	0 0	0 0
Dec 8	@ Den	L	S	2 0 2	0.0 0.0	0	0	0 0 0 0 0 0 0	0	0	0 0	0 0
Dec 15	Ari	L	S	1 1 0	0.0 0.0	0	0	0 0 0 0 0 0 0	0	0	0 0	0 0
Dec 22	@ Jax	W	S	9 5 4	1.0 7.0	0	0	0 0 0 0 0 0 0	0	0	0 0	0 0
Dec 29	Hou	W	S	4 3 1	1.0 6.0	0	0	0 0 0 0 0 0 0	0	0	0 0	0 0
Totals		7-9	15/14	54 31 23	6.0 37.0	8	3	0 0 0 1 1	1	1	0 0	0 0

## 2014 Tennessee Titans

Date	Opp	W/L	P/S	Tot Solo Asst	Sk - Yds	QBP	TFL	Int - Yds -TD	PD	FF	FR - Yds	SpT
Sept 7	@ KC	W	S	4 3 1	0.0 0.0	4	0	0 0 0 0 2 0 0	0	0	0 0	0 0
Sept 14	Dal	L	S	5 5 0	0.0 0.0	2	0	0 0 0 0 0 0 0	0	0	0 0	0 0
Sept 21	@ Cin	L	S	2 1 1	0.0 0.0	0	0	0 0 0 0 0 0 0	0	0	0 0	0 0
Sept 28	@ Ind	L	S	1 0 1	0.0 0.0	3	0	0 0 0 0 1 0 0	0	0	0 0	0 0
Oct 5	Cle	L	S	5 4 1	0.0 0.0	2	0	0 0 0 0 1 0 0	0	0	0 0	0 0
Oct 12	Jax	W	S	2 1 1	0.0 0.0	4	0	0 0 0 0 1 0 0	0	0	0 0	0 0
Oct 19	@ Was	L	S	7 6 1	1.0 8.0	2	2	0 0 0 0 1 0 0	0	0	0 0	0 0
Oct 26	Hou	L	S	4 2 2	0.0 0.0	0	0	0 0 0 0 1 0 0	0	0	0 0	0 0
Nov 9	@ Bal	L	S	5 2 3	1.0 8.0	2	1	0 0 0 0 1 0 0	0	0	0 0	0 0
Nov 17	Pit	L	S	6 1 5	0.5 0.5	0	0	0 0 0 0 1 0 0	0	0	0 0	0 0
Nov 23	@ Phi	L	S	13 9 4	1.0 2.0	2	3	0 0 0 0 0 0 0	0	0	0 0	0 0

Nov 30	@ Hou	L	S	6 4 2	0.0 0.0	1	2	0 0 0 0 0 0 0	0	0	0 0	0 0
Dec 7	NYG	L	S	3 1 2	0.0 0.0	2	0	0 0 0 0 0 0 0	0	0	0 0	0 0
Dec 14	NYJ	L	S	6 3 3	1.0 9.0	1	1	0 0 0 0 0 0 0	0	0	0 0	0 0
Dec 18	@ Jax	L	S	6 5 1	2.0 8.0	1	1	0 0 0 0 1 1 0	0	0	0 0	0 0
Dec 28	Ind	L	S	7 5 2	0.0 0.0	1	3	0 0 0 0 0 0 0	0	0	0 0	0 0
Totals		2-14	16/16	82 52 30	6.5 35.5	27	13	0 0 0 0 9	2	0	0 0	0 0

## 2015 Tennessee Titans

Date	Opp	W/L	P/S	Tot Solo Asst	Sk - Yds	QBP	TFL	Int - Yds -TD	PD	FF	FR - Yds	SpT
Sept 13	@ TB	W	S	7 4 3	2.0 16.0	2	2	0 0 0 0 0 0 0	0	0	0 0	0 0
Sept 20	@ Cle	L	S	7 5 2	1.0 4.0	0	1	0 0 0 0 0 1 0	0	0	0 0	0 0
Sept 27	Ind	L	S	1 1 0	0.0 0.0	1	0	0 0 0 0 0 0 0	0	0	0 0	0 0
Oct 11	Buf	L	S	3 1 2	1.5 13.5	2	1	0 0 0 0 0 0 0	0	0	0 0	0 0
Oct 18	Mia	L	S	5 4 1	0.0 0.0	0	0	0 0 0 0 0 0 0	0	0	0 0	0 0
Oct 25	Atl	L	S	3 2 1	0.0 0.0	2	1	0 0 0 0 0 0 0	0	0	0 0	0 0
Nov 1	@ Hou	L	S	3 1 2	0.0 0.0	3	0	0 0 0 0 1 0 0	0	0	0 0	0 0
Nov 8	@ NO	W	S	0 0 0	0.0 0.0	1	0	0 0 0 0 0 0 0	0	0	0 0	0 0
Nov 15	Car	L	S	4 2 2	0.0 0.0	1	1	0 0 0 0 0 0 0	0	0	0 0	0 0
Nov 19	@ Jax	L	p	1 0 1	0.0 0.0	1	0	0 0 0 0 0 0 0	0	0	0 0	0 0
Nov 29	Oak	L	IA									
Dec 6	Jax	W	IA									
Dec 13	@ NYJ	L	IA									
Dec 20	@ NE	Placed on injured reserve on Dec. 17, 2015										
Totals		3-10	10/9	34 20 14	4.5 33.5	13	6	0 0 0 0 2	1	0	0 0	0 0

## 2016 Tennessee Titans

Date	Opp	W/L	P/S	Tot	Solo	Asst	Sk	- Yds	QBP	TFL	Int	- Yds	-TD	PD	FF	FR	- Yds	SpT
Sept 11	Min	L	S	4	2	2	0.0	0.0	0	0	0	0	0	0	0	0	0	0
Sept 18	@ Det	W	IA															
Sept 25	Oak	L	S	2	2	0	0.0	0.0	0	0	0	0	0	0	0	0	0	0
Oct 2	@ Hou	L	S	0	0	0	0.0	0.0	3	0	0	0	0	0	0	0	0	0
Oct 9	@ Mia	W	S	4	4	0	2.0	9.0	2	0	0	0	0	0	0	0	0	0
Oct 16	Cle	W	S	3	2	1	1.0	10.0	5	0	0	0	0	0	0	0	0	0
Oct 23	Ind	L	S	4	2	2	1.5	9.0	3	1	0	0	0	0	0	0	0	0
Oct 27	Jax	W	S	1	1	0	1.0	6.0	1	0	0	0	0	0	0	0	0	0
Nov 6	@ SD	L	S	4	2	2	0.0	0.0	4	1	0	0	0	0	0	0	0	0
Nov 13	GB	W	S	2	2	0	1.0	9.0	4	0	0	0	0	0	0	0	0	0
Nov 20	@ Ind	L	S	4	2	2	1.5	8.0	9	0	0	0	0	0	0	0	0	0
Nov 27	@ Chi	W	S	2	2	0	0.0	0.0	3	1	0	0	0	1	0	0	0	0
Dec 11	Den	W	S	1	1	0	1.0	6.0	3	0	0	0	0	0	0	0	0	0
Dec 18	@ KC	W	S	6	1	5	0.0	0.0	2	0	0	0	0	0	0	0	0	0
Dec 24	@ Jax	L	S	6	2	4	0.0	0.0	9	1	0	0	0	0	0	0	0	0
Jan 1	Hou	W	S	7	4	3	0.0	0.0	8	0	0	0	0	0	0	0	0	0
Totals		9-7	15/15	50	29	21	9.0	57.0	56	4	0	0	0	1	0	0	0	0

## DERRICK MORGAN'S GAME-BY-GAME CONT.

### 2018 Tennessee Titans

Date	Opp	W/L	P/S	Tot	Solo	Asst	Sk	- Yds	QBP	TFL	Int-	Yds	-TD	PD	FF	FR	- Yds	SpT
Sept 9	@ Mia	L	p	2	1	1	0.0	0.0	0	0	0	0	0	0	0	0	0	0
Sept 16	Hou	W	S	5	3	2	0.0	0.0	1	0	0	0	0	0	0	0	0	0
Sept 23	@ Jax	W	S	2	2	0	0.0	0.0	3	0	0	0	0	1	0	0	0	0
Sept 30	Phi	W	S	2	0	2	0.0	0.0	3	0	0	0	0	0	0	1	0	0
Oct 7	@ Buf	L	S	2	1	1	0.0	0.0	0	0	0	0	0	1	0	0	0	0
Oct 14	Bal	L	S	0	0	0	0.0	0.0	0	0	0	0	0	0	0	0	0	0
Oct 21	@ LAC	L	IA															
Nov 5	@ Dal	W	IA															
Nov 11	NE	W	IA															

Nov 18	@ Ind	L	S	2	1	1	0.0	0.0	0	0	0	0	0	0	0	0	0	0
Nov 26	@ Hou	L	S	4	3	1	0.5	5.5	0	0	0	0	0	0	0	0	0	0
Dec 2	NYJ	W	S	3	3	0	0.0	0.0	0	0	0	0	0	0	0	0	0	0
Dec 6	Jax	W	S	6	5	1	0.0	0.0	1	0	0	0	0	0	0	0	0	0
Dec 16	@ NYG	W	S	2	1	1	0.0	0.0	2	0	0	0	0	0	0	0	0	0
Dec 22	Was	W	S	5	3	2	0.0	0.0	1	0	0	0	0	0	0	0	0	0
Dec 30	Ind	L	S	2	2	0	0.0	0.0	0	0	0	0	0	1	0	0	0	0
<b>Totals</b>				<b>9-7</b>	<b>13/12</b>	<b>37</b>	<b>25</b>	<b>12</b>	<b>0.5</b>	<b>5.5</b>	<b>11</b>	<b>0</b>	<b>0</b>	<b>0</b>	<b>0</b>	<b>3</b>	<b>0</b>	<b>1</b>

## DERRICK MORGAN'S NFL STATISTICS

### REGULAR SEASON

Year	Team	GP	GS	TACKLES							INTERCEPTIONS					FUMBLES			
				Tot	Solo	Asst	Sk	Yds	QBP	TFL	No	Yds	Lg	TD	PD	FF	FR	Yds	SpT
2010	Tennessee	4	0	10	6	4	1.5	10.5	1	0	0	0	0	0	1	0	0	0	0
2011	Tennessee	15	10	47	23	24	2.5	8.5	20	3	0	0	0	0	2	0	0	0	0
2012	Tennessee	16	16	66	35	31	6.5	42.5	19	5	0	0	0	0	5	1	1	0	0
2013	Tennessee	15	14	54	31	23	6.0	37.0	8	3	0	0	0	0	1	1	1	0	0
2014	Tennessee	16	16	82	52	30	6.5	35.5	27	13	0	0	0	0	9	2	0	0	0
2015	Tennessee	10	9	34	20	14	4.5	33.5	13	6	0	0	0	0	2	1	0	0	0
2016	Tennessee	15	15	50	29	21	9.0	57.0	56	4	0	0	0	0	1	0	0	0	0
2017	Tennessee	14	14	40	23	17	7.5	54.0	59	7	0	0	0	0	2	0	2	0	0
2018	Tennessee	13	12	37	25	12	0.5	5.5	11	0	0	0	0	0	3	0	1	0	0
<b>NFL Totals</b>		<b>118</b>	<b>106</b>	<b>420</b>	<b>244</b>	<b>176</b>	<b>44.5</b>	<b>284.0</b>	<b>214</b>	<b>41</b>	<b>0</b>	<b>0</b>	<b>0</b>	<b>0</b>	<b>26</b>	<b>5</b>	<b>5</b>	<b>0</b>	<b>0</b>

### PLAYOFFS

Year	Team	GP	GS	TACKLES							INTERCEPTIONS					FUMBLES			
				Tot	Solo	Asst	Sk	Yds	QBP	TFL	No	Yds	Lg	TD	PD	FF	FR	Yds	SpT
2017	Tennessee	2	2	8	6	2	1.0	0.0	6	1	0	0	0	0	0	0	0	0	0
<b>NFL Totals</b>		<b>2</b>	<b>2</b>	<b>8</b>	<b>6</b>	<b>2</b>	<b>1.0</b>	<b>0.0</b>	<b>6</b>	<b>1</b>	<b>0</b>	<b>0</b>	<b>0</b>	<b>0</b>	<b>0</b>	<b>0</b>	<b>0</b>	<b>0</b>	<b>0</b>

### Single-Game Highs

Tackles - 13 at Philadelphia (11/23/14)  
 Sacks - 2 (Four times, last at Miami 10/9/16)  
 Quarterback Pressures - 9 (Twice, last at Jacksonville (12/24/16)  
 Fumble Recovery - 2 vs. Cincinnati (11/12/17)  
 Forced Fumble - 1 (Four times, last at Jacksonville 12/18/14)  
 Tackles For Loss - 3 (Twice, last vs. Indianapolis 12/28/14)

### Playoff Single-Game Highs

Tackles - 7 at Kansas City (1/6/18)  
 Sacks - 1 at Kansas City (1/6/18)  
 Quarterback Pressures - 4 at Kansas City (1/6/18)  
 Tackle For Loss - 1 at Kansas City (1/6/18)





# 98 BRIAN ORAKPO

OUTSIDE LINEBACKER • 6'4" • 257 LBS • COLLEGE: TEXAS  
ACQUIRED: UNRESTRICTED FREE AGENT (WASHINGTON) - 2015  
NFL EXPERIENCE (NFL/TITANS): 10/4 • HOMETOWN: HOUSTON, TEXAS  
GAMES PLAYED/GAMES STARTED: 132/132 (PLAYOFFS: 2/2)



**Captain: 2015, 2016, 2017**



**Pro Bowl: 2009, 2010, 2013, 2016**

**PRO:** The Titans entered the 2015 NFL free agency period looking to add pass rushing talent from the outside linebacker spot in their 3-4 defensive alignment. The club found just that when they signed Brian Orakpo as an unrestricted free agent on March 13, 2015. The 6-foot-4-inch, 257-pounder arrived in Tennessee as a three-time Pro Bowl selection, having registered 40 career sacks and 156 quarterback pressures in six seasons (2009-14) with the Washington Redskins. In his first campaign with the Titans, Orakpo tied for the team lead with seven sacks. In 2016, he earned his fourth Pro Bowl berth while leading the team with 10.5 sacks and ranking second on the squad with 49 quarterback pressures, and in 2017, he posted seven sacks and a career-high 73 quarterback pressures. The University of Texas product was originally drafted by the Redskins in the first round (13th overall) of the 2009 NFL Draft.

## CAREER HIGHLIGHTS:

- In 2017, Orakpo led the team with a career-best 73 quarterback pressures, while racking up seven sacks and 10 tackles for loss.
- In 2016, Orakpo was named to his fourth Pro Bowl after leading the team and tying for sixth in the AFC in sacks with 10.5. He also ranked second on the team with 49 quarterback pressures.
- In 2015, Orakpo started all 16 games in his first season with the Titans and tied for the team lead with seven sacks. He also led the squad with 12 tackles for loss and 37 quarterback pressures.
- In 2013, Orakpo earned his third career Pro Bowl berth after leading the Redskins with 10 sacks.
- Orakpo led or tied for the team lead in sacks in each of his first three seasons with the Redskins.
- In 2009, Orakpo was selected to his second consecutive Pro Bowl after leading the squad with 8.5 sacks.
- In 2009, Orakpo earned a Pro Bowl berth and was named to the PFWA/ PFWA All-Rookie Team after setting a Redskins rookie record and leading all NFL rookies with 11 sacks.

## TITANS TIDBITS:

- Orakpo annually hosts The Brian Orakpo Leukemia Golf Classic to raise money for the National Capital Area Chapter of the Leukemia and Lymphoma Society.
- Orakpo is a good friend with former Titans safety Michael Griffin. The two played together for three seasons at the University of Texas and Griffin was an integral part in helping recruit Orakpo to Nashville.
- In 2018, Orakpo and Griffin opened a Gigi's Cupcakes shop in Bee Cave, Texas which is located just outside of Austin. The teammates were very hands-on leading up to the grand opening. They had their own two-a-day trainings, which involved working from 6:00 a.m. to 8:00 p.m. for three consecutive weeks while learning how to open the shop, bake and decorate cupcakes, be the cashier and close the shop. Orakpo and Griffin plan for this to be the first of several business ventures they pursue.

## CAREER TRANSACTIONS:

- The Houston, Texas, native was selected by the Washington Redskins in the first round (13th overall) of the 2009 NFL Draft.
- Signed by the Redskins as their franchise player on March 27, 2014.
- Signed by the Titans as an unrestricted free agent on March 13, 2015.

## SEASON RECAPS:

**2018 (13/13 - Tennessee):** Started 13 games at outside linebacker and ranked fourth on the team with 15 quarterback pressures. Collected 40 tackles, 1.5 sacks, three tackles for loss, a forced fumble, a fumble recovery and three passes defended. Was inactive for the final three

games of the season. Tied for the team lead in sacks once in 2018 (at DAL). Tied for the team lead in quarterback pressures twice in 2018 (at IND, vs. NYJ). Tied for the team lead in passes defended three times in 2018 (at JAX, at DAL, vs. NYJ).

- At Miami (9/9), started at outside linebacker and collected three tackles, including a stop for loss.
- Against Houston (9/16), started at outside linebacker and tallied a tackle and two quarterback pressures.
- At Jacksonville (9/23), started at outside linebacker and posted two tackles, a pass defended and a fumble recovery. Stuffed Corey Grant for no gain on a rush up the middle in the second quarter. Batted down a pass intended for Grant in the third stanza. Recovered a Donte Moncrief fumble on a desperation lateral during the final play.
- Against Philadelphia (9/30), started at outside linebacker and notched five tackles and a forced fumble. Teamed with Jayon Brown to stuff Wendell Smallwood for a three-yard loss on a short pass late in the second stanza. Forced a Nelson Agholor fumble that just rolled out of bounds in the third quarter.
- At Buffalo (10/7), started at outside linebacker and recorded six tackles, including a stop for loss.
- Against Baltimore (10/14), started at outside linebacker and amassed seven tackles and three quarterback pressures. Combined with Rashawn Evans to stuff Alex Collins for a one-yard loss on a rush off right end in the first quarter.
- At Los Angeles Chargers in London (10/21), started at outside linebacker and tallied a tackle and two quarterback pressures.
- At Dallas (11/5), started at outside linebacker and posted two tackles, including a sack, three quarterback pressures and a pass defended. Batted down a pass intended for Rod Smith in the second quarter. Chased Dak Prescott out of bounds for a two-yard sack in the final stanza.
- Against New England (11/11), started at outside linebacker and notched four tackles, including a stop for loss and a quarterback pressure. Dropped James White for a five-yard loss on a rush off left tackle late in the third quarter.
- At Indianapolis (11/18), started at outside linebacker and collected a tackle and a quarterback pressure.
- At Houston (11/26), started at outside linebacker and recorded six tackles, including a half sack. Ended a Texans' drive by combining with Harold Landry III to sack Deshaun Watson for an eight-yard loss on third-and-three late in the third quarter.
- Against N.Y. Jets (12/2), started at outside linebacker and tallied a quarterback pressure and a pass defended. Batted down a pass intended for Quincy Enunwa at the line of scrimmage early in the third quarter.
- Against Jacksonville (12/6), started at outside linebacker and amassed two tackles and two quarterback pressures.
- At N.Y. Giants (12/16), was inactive missing his first start and his first game since joining the Titans in 2015.
- Against Washington (12/22), was inactive.
- Against Indianapolis (12/30), was inactive.

**2017 (16/16, 2/2 - Tennessee):** Started all 16 games at outside linebacker and led the team with 73 quarterback pressures. Ranked second on the squad with seven sacks and 10 tackles for loss. Registered 60 tackles, two passes defended and three forced fumbles. Started his first two career postseason games and tallied five tackles, a team-best 1.5 sacks, a team-high-tying six quarterback pressures and a stop for loss. Became the first Titans player since Jevon Kearse (1999-2001) to record at least seven sacks in three consecutive seasons. Led or tied for the team lead in quarterback pressures eight times in 2017 (at JAX, vs. SEA, at MIA, at

CLE, vs. CIN, at PIT, vs. HOU, vs. JAX). Led or tied for the team lead in sacks four times in 2017 (at JAX, vs. CIN, vs. JAX, at KC). Posted his 60th career sack against Cincinnati (11/12/17).

- Against Oakland (9/10), started at outside linebacker and posted five tackles, a pass defended, a forced fumble and a quarterback pressure. Deflected a pass intended Amari Cooper in the end zone late in the first quarter. Forced a Derek Carr fumble that went out of bounds in the third quarter.
- At Jacksonville (9/17), started at outside linebacker and collected five tackles, a sack, a forced fumble, four quarterback pressures and a stop for loss. Stuffed Chris Ivory for no gain on a rush off left end in the first quarter. Came off the edge and strip-sacked Blake Bortles for a seven-yard loss and the loose ball was recovered by Erik Walden in the second quarter.
- Against Seattle (9/24), started at outside linebacker and notched two tackles, a stop for loss, a team-best 10 quarterback pressures and a pass defended. Stonewalled Chris Carson for no gain on a rush off right guard in the first quarter. Batted down a pass intended for Paul Richardson in the opening quarter.
- At Cleveland (10/22), started at outside linebacker and posted six tackles, including a half sack, a stop for loss and a team-best seven quarterback pressures. Ended a Browns' drive by stuffing Isaiah Crowell for no gain on a third-and-one rush off left guard in the first quarter. Ended a Browns' drive in overtime by combining with Derrick Morgan to sack Cody Kessler for a 12-yard loss on third-and-eight.
- Against Cincinnati (11/12), started at outside linebacker and recorded two tackles, including a sack, a forced fumble, a stop for loss and a team-high six quarterback pressures. Notched his 60th career sack and halted a Bengals' drive by coming off the edge and strip-sacking Andy Dalton with the loose ball being recovered by Derrick Morgan on third-and-11 in the second quarter.
- At Indianapolis (11/26), started at outside linebacker and registered five tackles, 1.5 sacks and four quarterback pressures. Combined with Derrick Morgan to sack Jacoby Brissett for an eight-yard loss in the second quarter. Ended a Colts' drive by sacking Brissett for a nine-yard loss on third-and-three in the third quarter.
- Against Houston (12/3), started at outside linebacker and produced five tackles, including a sack and a team-best eight quarterback pressures. Halted a Texans' drive by teaming with DaQuan Jones to sack Tom Savage for a eight-yard loss on third-and-10 late in the second quarter. Ended the game by combining with Derrick Morgan to sack Tom Savage for a 19-yard loss.
- At Arizona (12/10), started at outside linebacker and tallied two tackles, including a sack, a stop for loss and three quarterback pressures. Forced the Cardinals to settle for a field goal by sacking Blaine Gabbert for a nine-yard loss on third-and-seven in the third quarter.
- Against Jacksonville (12/31), started at outside linebacker and tallied three tackles, including a sack, a quarterback pressure and a team-best 10 quarterback pressures. Came off the edge and sacked Blake Bortles for a 10-yard loss late in the fourth quarter.
- At Kansas City (1/6), started at outside linebacker and recorded three tackles, including a team-high 1.5 sacks, three quarterback pressures and a stop for loss in his first career postseason game. Teamed with Wesley Woodyard to drop Alex Smith for an eight-yard sack in the second quarter. Dropped Smith for a sack during the Chiefs' final drive in the fourth quarter.
- At New England (1/13), started at outside linebacker and registered two tackles and three quarterback pressures. Combined with Sylvester Williams to stuff Jacob Hollister for no gain on a short pass in the fourth quarter.

**2016 (16/16 - Tennessee):** Named to the Pro Bowl. Started all 16 games at outside linebacker and led the team and tied for sixth in the AFC with 10.5 sacks. Ranked second on the team with 49 quarterback pressures. Registered 55 tackles, including four stops for loss, a forced fumble and five passes defended. Tied for the team lead in tackles once in 2016 (at MIA). Led or tied for the team lead in sacks eight times in 2016 (at DET, vs. OAK, at HOU, at MIA, vs. CLE, vs. GB, vs. DEN, at KC). Led or tied for the team lead in quarterback pressures six times in 2016 (at DET, vs. OAK, at HOU, vs. GB, vs. DEN, at KC). Tied for the team lead in passes defended once in 2016 (vs. HOU). Tied a career-high with eight tackles at Miami (10/9/16).

- At Detroit (9/18), started at outside linebacker and posted five tackles, including two sacks, a team-high four quarterback pressures and two stops for loss. Dropped Matthew Stafford for a one-yard sack early in the third quarter. Came off the edge and sacked Stafford for a nine-yard loss during the Lions' final drive in the fourth quarter.
- Against Oakland (9/25), started at outside linebacker and tallied two

tackles, including a sack and a team-best three quarterback pressures. Ended a Raiders' drive by dropping Derek Carr for a four-yard sack on third-and-nine late in the third quarter.

- At Houston (10/2), started at outside linebacker and recorded four tackles, a sack, four quarterback pressures and a pass defended. Combined with Al Woods to stop Lamar Miller for no gain on a rush off left tackle in the first quarter. Sacked Brock Osweiler for a 10-yard loss in the first quarter. Broke up a pass intended for DeAndre Hopkins in the second quarter.
- At Miami (10/9), started at outside linebacker and tied a career-high with eight tackles, including two sacks, three quarterback pressures and a stop for loss. Became the third player in franchise history to record six or more sacks in the first five games of a season since individual sacks became an official statistic in 1982. Stuffed Dominique Jones for a one-yard loss on a short pass in the left flat in the third quarter. Dropped Ryan Tannehill for a nine-yard sack midway through the fourth quarter. Two plays later, sacked Tannehill for a 10-yard loss on third-and-10.
- Against Cleveland (10/16), started at outside linebacker and notched four tackles, including a sack and three quarterback pressures. Dropped Cody Kessler for a nine-yard sack midway through the third quarter. The play gave Orakpo five consecutive games with at least one sack, marking the eighth time in franchise history a player accomplished the feat.
- Against Green Bay (11/13), started at outside linebacker and notched four tackles, including a team-best two sacks and tied for the club lead with four quarterback pressures. Sacked Aaron Rodgers for an 11-yard loss late in the third quarter. Registered his second sack of the afternoon by dropping Rodgers for an eight-yard loss late in the fourth quarter.
- At Indianapolis (11/20), started at outside linebacker and recorded five tackles, five quarterback pressures and a pass defended. Batted down a screen pass intended for Jordan Todman in the second quarter.
- Against Denver (12/11), started at outside linebacker in his 100th career NFL game and collected four tackles, a sack and a team-high six quarterback pressures. Dropped Trevor Siemian for a five-yard sack late in the third quarter.
- At Kansas City (12/18), started at outside linebacker and tallied five tackles, a half sack, four quarterback pressures and a pass defended. Ended a Chiefs drive by batting down a third-and-nine pass intended for Jeremy Maclin late in the first quarter. Teamed with DaQuan Jones to drop Alex Smith for a four-yard sack in the third quarter.
- Against Houston (1/1), started at outside linebacker and registered a tackle for loss, three quarterback pressures and a team-best two passes defended. Batted down a pass intended for Will Fuller on third-and-eight late in the third quarter. Sealed the victory by batting down a fourth-down pass intended for Will Fuller late in the fourth quarter.

**2015 (16/16 - Tennessee):** Started all 16 games at outside linebacker in his first season with the Titans and tied for the team lead with seven sacks. Led the squad with 12 tackles for loss and 37 quarterback pressures. Registered 64 tackles, five passes defended, a forced fumble and a blocked field goal. With his sack at Jacksonville (11/19/15), tied a career high with his fourth consecutive game with at least one sack. Led or tied for the team lead in sacks five times in 2015 (vs. MIA, at HOU, at NO, vs. CAR, at JAX). Led or tied for the team lead in quarterback pressures 11 times in 2015 (at TB, at CLE, vs. MIA, vs. ATL, at HOU, at NO, at JAX, vs. JAX, at NE, vs. HOU, at IND). Led or tied for the team lead in tackles for loss four times in 2015 (vs. IND, at NO, vs. OAK, at IND). Tied for the team lead in passes defended four times in 2015 (at HOU, at NO, at JAX, vs. HOU).

- At Tampa Bay (9/13), started at outside linebacker in his Titans debut and led the team with four quarterback pressures. Collected a tackle.
- Against Indianapolis (9/27), started at outside linebacker and totaled a sack, a tackle for loss and a quarterback pressure. Halted a Colts drive and registered his first sack with the Titans by dropping Andrew Luck for a six-yard loss on third-and-three in the second quarter.
- Against Miami (10/18), started at outside linebacker and tallied five tackles, including a sack, a stop for loss and a quarterback pressure. Ended a Dolphins' drive by sacking Ryan Tannehill for a two-yard loss on third-and-eight late in the third quarter.
- Against Atlanta (10/25), started at outside linebacker and amassed five tackles and three quarterback pressures.
- At Houston (11/1), started at outside linebacker and registered three tackles, including a sack, two tackles for loss, three quarterback pressures and a pass defended. Stuffed Chris Polk for no gain on a rush off right end in the second quarter. Dropped Brian Hoyer for a seven-yard sack late in the second quarter. Ended a Texans' drive by breaking up a pass intended for Garrett Graham on third-and-eight in the final stanza.
- At New Orleans (11/8), started at outside linebacker and totaled

five tackles, including two sacks, two tackles for loss, five quarterback pressures and a pass defended. Broke up a pass intended for Willie Snead in the first quarter. Dropped Drew Brees for a four-yard sack in the second quarter. Sacked Brees for an eight-yard loss late in the fourth quarter. Deflected Kai Forbath's potential 46-yard game-winning field goal with less than a minute to play in the fourth quarter.

- Against Carolina (11/15), started at outside linebacker and tallied six tackles, including a sack, a stop for loss and a quarterback pressure. Teamed with Daimion Stafford to stuff Greg Olsen for a six-yard loss on a short pass in the second quarter. Ended a Panthers' drive by sacking Cam Newton for a six-yard loss on third-and-18 early in the third quarter.
- At Jacksonville (11/19), started at outside linebacker and collected four tackles, a sack, a forced fumble, a team-best four quarterback pressures, a stop for loss and a pass defended. Knocked down a pass intended for Julius Thomas on the Jaguars' first play from scrimmage. Forced a Blake Bortles fumble on a third-and-one rush that was recovered by David Bass at the Titans' 45-yard line in the second stanza. Made the Jaguars attempt a field goal by sacking Bortles for a nine-yard loss on third-and-three in the second quarter. With his sack, he tied a career high with his fourth consecutive game with at least one sack.
- At Indianapolis (1/3), started at outside linebacker and recorded four tackles with a team-high five quarterback pressures and a stop for loss. Stuffed Frank Gore for a one-yard loss on a rush up the middle in the first quarter. Teamed with Coty Sensabaugh to stuff Trey Williams for no gain on a rush off right end in the fourth quarter.

**2014 (7/7 - Washington):** Started seven games and made 28 tackles, a half sack, nine quarterback pressures, a tackle for loss and a pass defended prior to being placed on injured reserve on Oct. 21, 2014.

- Against Seattle (10/6), tied a career high with eight tackles.

**2013 (15/15 - Washington):** Started 15 games one season removed from injury, earning his third career Pro Bowl berth after leading the team with 10.0 sacks. Also added the first interception and first touchdown of his career. Was inactive for one game.

- At Green Bay (9/15), registered five tackles with one sack, pushing him past the 30-sack milestone for his career.
- At Oakland (9/29), posted four tackles, two passes defended and two sacks.
- Against Chicago (10/20), collected four tackles and added the first interception of his career, which he returned 29 yards for his first career touchdown. The pick was the first of his life at any level.
- At Denver (10/27), recovered a Peyton Manning fumble to set up a Redskins touchdown.
- At Philadelphia (11/17), posted five tackles, including 1.5 sacks.
- Against N.Y. Giants (12/1), notched six tackles and two sacks.
- At Atlanta (12/15), tallied a team-high eight tackles, including 1.5 sacks and a fumble recovery.

**2012 (2/2 - Washington):** Started two games before suffering a season-ending injury to his pectoral. Posted eight tackles, including a sack, three quarterback pressures, a tackle for loss, a forced fumble and three passes defended. Placed on injured reserve on Sept. 18, 2012.

- At New Orleans (9/9), produced two solo tackles and three passes defended in a season-opening win.
- At St. Louis (9/16), registered three tackles and a strip-sack before leaving the game with an injury.

**2011 (16/16 - Washington):** Started all 16 games and notched nine sacks, which led the team for the third consecutive season. Finished with 66 tackles, 35 quarterback pressures, seven tackles for loss, five passes defended and three forced fumbles.

- Against Arizona (9/18), finished with one solo tackle, one sack and a forced fumble.
- At St. Louis (10/2), earned NFC Defensive Player of the Week honors after recording five tackles, 2.5 sacks and one forced fumble.
- At Carolina (10/23), recorded seven tackles and one sack.
- Against San Francisco (11/6), posted five tackles and one sack.
- At Seattle (11/27), notched four tackles, one sack and one pass defended.
- At N.Y. Giants (12/18), tallied two tackles, one sack and one pass defended.

**2010 (15/15 - Washington):** Started 15 games in his second campaign and amassed 78 tackles, a team-best 8.5 sacks, 47 quarterback pressures, nine tackles for loss and one forced fumble. Named to his second Pro

Bowl. Was inactive for one contest.

- Against Dallas (9/12), recorded two tackles, as well as three quarterback pressures. Forced a holding penalty which negated what would have been the game tying touchdown with time expiring in the fourth quarter.
- Against Houston (9/19), totaled six tackles and a sack. His sack of quarterback Matt Schaub marked the 12th of his career.
- At St. Louis (9/26), had seven tackles and one sack.
- Against Green Bay (10/10), collected five tackles and two sacks.
- Against Indianapolis (10/17), totaled three tackles, one sack, four quarterback pressures and one forced fumble.
- At Chicago (10/24), registered six tackles, two sacks and three quarterback pressures. It marked the third consecutive game in which he recorded a sack, the first time in his career he accomplished the feat.
- Against Philadelphia (11/15), posted nine tackles and half a sack.
- Against Minnesota (11/28), amassed six tackles and one sack.

**2009 (16/16 - Washington):** Started all 16 regular season games and totaled 61 tackles, 11 sacks, 13 tackles for loss and 20 quarterback pressures. Named to the Pro Bowl and finished fourth in balloting for the *Associated Press* Defensive Rookie of the Year award. Set a Redskins rookie record for sacks (11), surpassing the previous high of six shared by Dean Hamel (1985) and Andre Collins (1990). Led all NFL rookies, finished tied for fourth in the NFC and tied for seventh in the NFL with 11 sacks. Became the first Redskins rookie to have at least a half-sack in four straight games.

- Against Detroit (9/27), recorded his first career sack.
- At Atlanta (11/8), posted two sacks, marking the first multi-sack game of his career.
- At Oakland (12/23), tied a Redskins record with a career-high four sacks and became the first NFL rookie to record four sacks in a game since Cornelius Bennett on Dec. 27, 1987.

#### COLLEGE:

- Won the Nagurski Trophy (nation's top defensive player), Lombardi Award (nation's top lineman), Hendricks Award (nation's top defensive end) and was a finalist for the Lott Trophy (defensive IMPACT player of the year) in 2008.
- Was a unanimous first-team All-America selection by the American Football Coaches Association, Associated Press, Football Writers Association of America, Sporting News and Walter Camp Football Foundation.
- Was the consensus Big 12 Defensive Player of the Year and unanimous first-team All-Big 12 selection.
- Named to the Playboy All-American team as a senior in 2008.
- Posted 132 career tackles, 22 sacks (tied for 10th on Texas' all-time list), 38 tackles for a loss, 62 pressures, six passes defended, six forced fumbles and one fumble recovery during his career.
- As a senior (2008), posted 42 tackles and led the team with 11.5 sacks (sixth in NCAA), 19 tackles for loss (tied for seventh NCAA), 30 pressures and four forced fumbles (tied-12th NCAA).
- As a junior (2007), appeared in nine games, starting eight, and tallied 37 tackles, nine tackles for loss, 5.5 sacks, 12 pressures, two passes defended and a forced fumble.
- As a sophomore (2006), played in all 13 games, recording 26 tackles, six tackles for loss, 4.5 sacks and two passes defended.
- As a redshirt freshman (2005), was named Defensive Freshman of the Year and first-team Freshman All-America by *The Sporting News*. Earned Big 12 Defensive Freshman of the Year from the league's coaches and *The Sporting News* after recording 27 tackles and four tackles for loss.
- Graduated from Texas with a degree in youth and community studies in December 2008.

#### PERSONAL:

- Married to Bitura, and the couple has one son, Brian Jr. and two daughters, Brianna and Brea.
- Played for Lamar (Texas) High School and was a three-year letterman and starter at defensive end as a sophomore, junior and senior. Was a two-time first-team all-district selection and was part of a Lamar squad that posted at least nine victories all three years (29-8 record).
- Posted 36 tackles, 12 tackles for loss and nine sacks and was tabbed second-team All-Greater Houston and first-team all-district 18-5A as a junior and senior.
- Also played high school basketball during his freshman through junior years.
- Was a member of University of Texas' Athletic Director's Honor Roll (Spring 2008) and was a prep honor roll student who posted better than a



3.0 GPA.

- Has a brother, Michael, who played collegiately at Colorado State and Texas State, and a sister, Jennifer.
- Follow Orakpo on Twitter at @rak98.
- Follow Orakpo on Instagram at @orakpo98.
- Born Brian Ndubisi Orakpo on July 31, 1986 in Houston, Texas.

## BRIAN ORAKPO'S GAME-BY-GAME

### 2009 Washington Redskins

Date	Opp	W/L	P/S	Tot	Solo	Asst	Sk	- Yds	QBP	TFL	Int	- Yds	-TD	PD	FF	FR	- Yds	SpT
Sept 13	@ NYG	L	S	2	2	0	0.0	0.0	NA	NA	0	0	0	0	0	0	0	0
Sept 20	StL	W	S	1	0	1	0.0	0.0	NA	NA	0	0	0	0	0	0	0	0
Sept 27	@ Det	L	S	5	4	1	1.0	8.0	NA	NA	0	0	0	0	0	0	0	0
Oct 4	TB	W	S	7	5	2	1.0	2.0	NA	NA	0	0	0	0	0	0	0	0
Oct 11	@ Car	L	S	5	1	4	0.5	4.0	NA	NA	0	0	0	0	0	0	0	0
Oct 18	KC	L	S	6	4	2	1.0	6.0	NA	NA	0	0	0	0	0	0	0	0
Oct 26	Phi	L	S	2	0	2	0.0	0.0	NA	NA	0	0	0	0	0	0	0	0
Nov 8	@ Atl	L	S	5	3	2	2.0	10.0	NA	NA	0	0	0	0	0	0	0	0
Nov 15	Den	W	S	6	5	1	1.5	14.0	NA	NA	0	0	0	0	0	0	0	0
Nov 22	@ Dal	L	S	4	1	3	0.0	0.0	NA	NA	0	0	0	0	0	0	0	0
Nov 29	@ Phi	L	S	3	3	0	0.0	0.0	NA	NA	0	0	0	1	0	0	0	0
Dec 6	NO	L	S	3	2	1	0.0	0.0	NA	NA	0	0	0	0	0	0	0	0
Dec 13	@ Oak	W	S	6	5	1	4.0	44.0	NA	NA	0	0	0	0	1	0	0	0
Dec 21	NYG	L	S	1	1	0	0.0	0.0	NA	NA	0	0	0	0	0	0	0	0
Dec 27	Dal	L	S	3	2	1	0.0	0.0	NA	NA	0	0	0	0	0	0	0	0
Jan 3	@ SD	L	S	2	2	0	0.0	0.0	NA	NA	0	0	0	0	0	0	0	0
Totals			4-12 16/16	61	40	21	11.0	83.5	20	13	0	0	0	1	1	0	0	0

### 2010 Washington Redskins

Date	Opp	W/L	P/S	Tot	Solo	Asst	Sk	- Yds	QBP	TFL	Int	- Yds	-TD	PD	FF	FR	- Yds	SpT
Sept 12	Dal	W	S	2	2	0	0.0	0.0	NA	NA	0	0	0	1	0	0	0	0
Sept 19	Hou	L	S	6	6	0	1.0	3.0	NA	NA	0	0	0	1	0	0	0	0
Sept 26	@ StL	L	S	7	6	1	1.0	3.0	NA	NA	0	0	0	0	0	0	0	0
Oct 3	@ Phi	W	S	6	6	0	0.0	0.0	NA	NA	0	0	0	0	0	0	0	0
Oct 10	GB	W	S	5	5	0	2.0	12.0	NA	NA	0	0	0	0	0	0	0	0
Oct 17	Ind	L	S	3	3	0	1.0	8.0	NA	NA	0	0	0	0	1	0	0	0
Oct 24	@ Chi	W	S	6	5	1	2.0	9.0	NA	NA	0	0	0	0	0	0	0	0
Oct 31	@ Det	L	S	6	3	3	0.0	0.0	NA	NA	0	0	0	0	0	0	0	0
Nov 15	Phi	L	S	9	6	3	0.5	0.5	NA	NA	0	0	0	0	0	0	0	0
Nov 21	@ Ten	W	S	7	6	1	0.0	0.0	NA	NA	0	0	0	0	0	0	0	0
Nov 28	Min	L	S	6	6	0	1.0	4.0	NA	NA	0	0	0	0	0	0	0	0
Dec 5	@ NYG	L	S	6	4	2	0.0	0.0	NA	NA	0	0	0	0	0	0	0	0
Dec 12	TB	L	S	3	1	2	0.0	0.0	NA	NA	0	0	0	0	0	0	0	0
Dec 19	@ Dal	L	S	2	0	2	0.0	0.0	NA	NA	0	0	0	0	0	0	0	0
Dec 26	@ Jax	W	IA															
Jan 2	NYG	L	S	4	3	1	0.0	0.0	NA	NA	0	0	0	0	0	0	0	0
Totals			6-10 15/15	78	62	16	8.5	39.5	47	9	0	0	0	2	1	0	0	0

### 2011 Washington Redskins

Date	Opp	W/L	P/S	Tot	Solo	Asst	Sk	- Yds	QBP	TFL	Int	- Yds	-TD	PD	FF	FR	- Yds	SpT
Sept 11	NYG	W	S	3	2	1	0.0	0.0	NA	NA	0	0	0	0	0	0	0	0
Sept 18	Ari	W	S	1	1	0	1.0	8.0	NA	NA	0	0	0	1	1	0	0	0
Sept 26	@ Dal	L	S	2	2	0	0.0	0.0	NA	NA	0	0	0	0	0	0	0	0
Oct 2	@ StL	W	S	5	4	1	2.5	13.0	NA	NA	0	0	0	0	1	0	0	0
Oct 16	Phi	L	S	6	3	3	0.0	0.0	NA	NA	0	0	0	1	0	0	0	0
Oct 23	@ Car	L	S	7	3	4	1.0	7.0	NA	NA	0	0	0	0	0	0	0	0
Oct 30	@ Buf	L	S	6	4	2	0.0	0.0	NA	NA	0	0	0	0	0	1	0	0
Nov 6	SF	L	S	5	4	1	1.0	5.0	NA	NA	0	0	0	0	0	0	0	0
Nov 13	@ Mia	L	S	2	2	0	0.0	0.0	NA	NA	0	0	0	0	0	0	0	0
Nov 20	Dal	L	S	6	4	2	0.0	0.0	NA	NA	0	0	0	0	0	0	0	0
Nov 27	@ Sea	W	S	4	3	1	0.5	4.5	NA	NA	0	0	0	1	0	0	0	0
Dec 4	NYJ	L	S	4	3	1	0.0	0.0	NA	NA	0	0	0	1	0	0	0	0
Dec 11	NE	L	S	1	1	0	0.0	0.0	NA	NA	0	0	0	0	0	0	0	0
Dec 18	@ NYG	W	S	2	0	2	1.0	3.0	NA	NA	0	0	0	1	0	0	0	0
Dec 24	Min	L	S	9	3	6	0.0	0.0	NA	NA	0	0	0	0	0	0	0	0
Jan 1	@ Phi	L	S	3	1	2	2.0	20.0	NA	NA	0	0	0	0	1	0	0	0
Totals			5-11 16/16	66	40	26	9.0	60.5	35	7	0	0	0	5	3	1	0	0

### 2012 Washington Redskins

Date	Opp	W/L	P/S	Tot	Solo	Asst	Sk	- Yds	QBP	TFL	Int	- Yds	-TD	PD	FF	FR	- Yds	SpT
Sept 9	@ NO	W	S	3	2	1	0.0	0.0	NA	NA	0	0	0	3	0	0	0	0
Sept 16	@ StL	L	S	5	4	1	1.0	2.0	NA	NA	0	0	0	0	1	0	0	0
Sept 23	Cin	L		Placed on injured reserve on Sept. 18, 2012														
Totals			1-2 2/2	8	6	2	1.0	2.0	3	1	0	0	0	3	1	0	0	0

### 2013 Washington Redskins

Date	Opp	W/L	P/S	Tot	Solo	Asst	Sk	- Yds	QBP	TFL	Int	- Yds	-TD	PD	FF	FR	- Yds	SpT
Sept 9	Phi	L	S	3	2	1	0.0	0.0	NA	NA	0	0	0	0	0	0	0	0
Sept 15	@ GB	L	S	5	5	0	1.0	12.0	NA	NA	0	0	0	0	0	0	0	0
Sept 22	Det	L	S	6	3	3	0.0	0.0	NA	NA	0	0	0	0	1	0	0	0
Sept 29	@ Oak	W	S	6	3	3	2.0	10.0	NA	NA	0	0	0	0	1	0	0	0
Oct 13	@ Dal	L	S	3	1	2	0.0	0.0	NA	NA	0	0	0	0	0	0	0	0
Oct 20	Chi	W	S	3	2	1	0.0	0.0	NA	NA	1	29	1	1	0	0	0	0
Oct 27	@ Den	L	S	2	0	2	0.0	0.0	NA	NA	0	0	0	1	0	1	0	0
Nov 3	SD	W	S	5	3	2	0.0	0.0	NA	NA	0	0	0	0	0	0	0	0
Nov 7	@ Min	L	S	3	2	1	1.0	5.0	NA	NA	0	0	0	0	0	0	0	0
Nov 17	@ Phi	L	S	6	5	1	1.5	9.0	NA	NA	0	0	0	0	0	0	0	0
Nov 25	SF	L	S	5	4	1	1.0	4.0	NA	NA	0	0	0	1	0	0	0	0
Dec 1	NYG	L	S	6	4	2	2.0	17.0	NA	NA	0	0	0	0	0	0	0	0
Dec 8	KC	L	S	7	4	3	0.0	0.0	NA	NA	0	0	0	0	0	0	0	0
Dec 15	@ Atl	L	S	8	7	1	1.5	10.0	NA	NA	0	0	0	0	0	1	0	0
Dec 22	Dal	L	S	2	2	0	0.0	0.0	NA	NA	0	0	0	0	0	0	0	0
Dec 29	@ NYG	L	IA															
Totals			3-13 15/15	70	47	23	10.0	67.0	42	15	1	29	1	5	0	2	0	0

### 2014 Washington Redskins

Date	Opp	W/L	P/S	Tot	Solo	Asst	Sk	- Yds	QBP	TFL	Int	- Yds	-TD	PD	FF	FR	- Yds	SpT
Sept 7	@ Hou	L	S	6	1	5	0.0	0.0	NA	NA	0	0	0	0	0	0	0	0
Sept 14	Jax	W	S	4	2	2	0.5	5.5	NA	NA	0	0	0	0	0	0	0	0
Sept 21	@ Phi	L	S	3	3	0	0.0	0.0	NA	NA	0	0	0	0	0	0	0	0
Sept 25	NYG	L	S	2	2	0	0.0	0.0	NA	NA	0	0	0	0	0	0	0	0
Oct 6	Sea	L	S	7	5	2	0.0	0.0	NA	NA	0	0	0	0	0	0	0	0
Oct 12	@ Ari	L	S	4	3	1	0.0	0.0	NA	NA	0	0	0	0	1	0	0	0
Oct 19	Ten	W	S	2	2	0	0.0	0.0	NA	NA	0	0	0	0	0	0	0	0
Oct 27	@ Dal	W		Placed on injured reserve on Oct. 21, 2014														
Totals			2-5 7/7	28	18	10	0.5	5.5	9	1	0	0	0	1	0	0	0	0

### 2015 Tennessee Titans

Date	Opp	W/L	P/S	Tot	Solo	Asst	Sk	- Yds	QBP	TFL	Int	- Yds	TD	PD	FF	FR	- Yds	SpT
Sept 13	@ TB	W	S	1	1	0	0.0	0.0	4	0	0	0	0	0	0	0	0	0
Sept 20	@ Cle	L	S	5	4	1	0.0	0.0	2	1	0	0	0	0	0	0	0	0
Sept 27	Ind	L	S	1	1	0	1.0	6.0	1	1	0	0	0	0	0	0	0	0
Oct 11	Buf	L	S	1	1	0	0.0	0.0	0	0	0	0	0	0	0	0	0	0
Oct 18	Mia	L	S	5	4	1	1.0	2.0	1	1	0	0	0	0	0	0	0	0
Oct 25	Atl	L	S	5	4	1	0.0	0.0	3	0	0	0	0	0	0	0	0	0
Nov 1	@ Hou	L	S	3	2	1	1.0	7.0	3	2	0	0	0	1	0	0	0	0
Nov 8	@ NO	W	S	5	3	2	2.0	12.0	5	2	0	0	0	1	0	0	0	0
Nov 15	Car	L	S	6	5	1	1.0	6.0	1	1	0	0	0	0	0	0	0	0
Nov 19	@ Jax	L	S	4	2	2	1.0	9.0	4	1	0	0	0	1	1	0	0	0
Nov 29	Oak	L	S	6	4	2	0.0	0.0	0	1	0	0	0	0	0	0	0	0
Dec 6	Jax	W	S	5	4	1	0.0	0.0	2	0	0	0	0	1	0	0	0	0
Dec 13	@ NYJ	L	S	3	0	3	0.0	0.0	0	0	0	0	0	0	0	0	0	0
Dec 20	@ NE	L	S	5	4	1	0.0	0.0	3	1	0	0	0	0	0	0	0	0
Dec 27	Hou	L	S	5	3	2	0.0	0.0	3	0	0	0	0	1	0	0	0	0
Jan 3	@ Ind	L	S	4	2	2	0.0	0.0	5	1	0	0	0	0	0	0	0	0
Totals		3-13	16/16	64	44	20	7.0	42.0	37	12	0	0	0	5	1	0	0	0



## BRIAN ORAKPO'S GAME-BY-GAME CONT.

### 2016 Tennessee Titans

Date	Opp	W/L	P/S	Tot Solo Asst	Sk - Yds	QBP	TFL	Int - Yds -TD	PD	FF	FR - Yds	SpT
Sept 11	Min	L	S	0 0 0	0.0 0.0	0	0	0 0 0 0 0 0 0	0	0	0	0
Sept 18	@ Det	W	S	5 4 1	2.0 10.0	4	2	0 0 0 0 0 0 0	0	0	0	0
Sept 25	Oak	L	S	2 2 0	1.0 4.0	3	0	0 0 0 0 0 0 0	0	0	0	0
Oct 2	@ Hou	L	S	4 1 3	1.0 10.0	4	0	0 0 0 0 1 0 0	0	0	0	0
Oct 9	@ Mia	W	S	8 5 3	2.0 19.0	3	1	0 0 0 0 0 0 0	0	0	0	0
Oct 16	Cle	W	S	4 2 2	1.0 9.0	3	0	0 0 0 0 0 0 0	0	0	0	0
Oct 23	Ind	L	S	2 0 2	0.0 0.0	0	0	0 0 0 0 0 0 0	0	0	0	0
Oct 27	Jax	W	S	0 0 0	0.0 0.0	3	0	0 0 0 0 0 0 0	0	0	0	0
Nov 6	@ SD	L	S	3 3 0	0.0 0.0	3	0	0 0 0 0 0 0 0	0	0	0	0
Nov 13	GB	W	S	4 4 0	2.0 19.0	4	0	0 0 0 0 0 0 0	0	0	0	0
Nov 20	@ Ind	L	S	5 5 0	0.0 0.0	5	0	0 0 0 0 1 0 0	0	0	0	0
Nov 27	@ Chi	W	S	3 2 1	0.0 0.0	2	0	0 0 0 0 0 0 0	0	0	0	0
Dec 11	Den	W	S	4 3 1	1.0 5.0	6	0	0 0 0 0 0 0 0	0	0	0	0
Dec 18	@ KC	W	S	5 4 1	0.5 2.0	4	0	0 0 0 0 1 0 0	0	0	0	0
Dec 24	@ Jax	L	S	5 4 1	0.0 0.0	2	0	0 0 0 0 0 1 0	0	0	0	0
Jan 1	Hou	W	S	1 1 0	0.0 0.0	3	1	0 0 0 0 2 0 0	0	0	0	0
<b>Totals</b>				<b>9-7 16/16</b>	<b>55 40 15 10.5 78.0</b>	<b>49</b>	<b>4</b>	<b>0 0 0 0 5 1 0 0 0</b>				

### 2017 Tennessee Titans

Date	Opp	W/L	P/S	Tot Solo Asst	Sk - Yds	QBP	TFL	Int - Yds -TD	PD	FF	FR - Yds	SpT
Sept 10	Oak	L	S	5 1 4	0.0 0.0	1	0	0 0 0 0 1 1 0	0	0	0	0
Sept 17	@ Jax	W	S	5 4 1	1.0 7.0	4	1	0 0 0 0 0 1 0	0	0	0	0
Sept 24	Sea	W	S	2 2 0	0.0 0.0	10	1	0 0 0 0 1 0 0	0	0	0	0
Oct 1	@ Hou	L	S	5 4 1	0.0 0.0	4	0	0 0 0 0 0 0 0	0	0	0	0
Oct 8	@ Mia	L	S	3 3 0	0.0 0.0	4	1	0 0 0 0 0 0 0	0	0	0	0
Oct 16	Ind	W	S	2 1 1	0.0 0.0	1	0	0 0 0 0 0 0 0	0	0	0	0
Oct 22	@ Cle	W	S	6 3 3	0.5 6.0	7	1	0 0 0 0 0 0 0	0	0	0	0
Nov 5	Bal	W	S	5 2 3	0.0 0.0	2	1	0 0 0 0 0 0 0	0	0	0	0
Nov 12	Cin	W	S	2 2 0	1.0 10.0	6	1	0 0 0 0 0 1 0	0	0	0	0
Nov 16	@ Pit	L	S	3 3 0	0.0 0.0	5	1	0 0 0 0 0 0 0	0	0	0	0
Nov 26	@ Ind	W	S	5 2 3	1.5 13.0	4	0	0 0 0 0 0 0 0	0	0	0	0
Dec 3	Hou	W	S	5 2 3	1.0 13.5	8	0	0 0 0 0 0 0 0	0	0	0	0
Dec 10	@ Ari	L	S	2 2 0	1.0 9.0	3	1	0 0 0 0 0 0 0	0	0	0	0

Dec 17	@ SF	L	S	1	0	1	0.0	0.0	2	0	0	0	0	0	0	0	0	0
Dec 24	LAR	L	S	6	5	1	0.0	0.0	2	1	0	0	0	0	0	0	0	0
Dec 31	Jax	W	S	3	3	0	1.0	10.0	10	1	0	0	0	0	0	0	0	0
Totals				9-7	16/16	60	39	21	7.0	68.5	73	10	0	0	0	2	3	0

### Playoffs

Jan 6	@ KC	W	S	3	2	1	1.5	4.0	3	1	0	0	0	0	0	0	0
Jan 13	@ NE	L	S	2	1	1	0.0	0.0	3	0	0	0	0	0	0	0	0
Totals			1-1	2/2	5	3	2	1.5	4.0	6	1	0	0	0	0	0	0

### 2018 Tennessee Titans

Date	Opp	W/L	P/S	Tot Solo Asst	Sk - Yds	QBP	TFL	Int - Yds	TD	PD	FF	FR - Yds	SpT
Sept 9	@ Mia	L	S	3 1 2	0.0 0.0	0	1	0 0 0 0 0 0 0	0	0	0	0	0
Sept 16	Hou	W	S	1 1 0	0.0 0.0	2	0	0 0 0 0 0 0 0	0	0	0	0	0
Sept 23	@ Jax	W	S	2 2 0	0.0 0.0	0	0	0 0 0 0 0 1 0	0	0	0	0	0
Sept 30	Phi	W	S	5 3 2	0.0 0.0	0	0	0 0 0 0 0 1 0	0	0	0	0	0
Oct 7	@ Buf	L	S	6 5 1	0.0 0.0	0	1	0 0 0 0 0 0 0	0	0	0	0	0
Oct 14	Bal	L	S	7 3 4	0.0 0.0	3	0	0 0 0 0 0 0 0	0	0	0	0	0
Oct 21	@ LAC	L	S	1 1 0	0.0 0.0	2	0	0 0 0 0 0 0 0	0	0	0	0	0
Nov 5	@ Dal	W	S	2 1 1	1.0 2.0	3	0	0 0 0 0 1 0 0	0	0	0	0	0
Nov 11	NE	W	S	4 3 1	0.0 0.0	1	1	0 0 0 0 0 0 0	0	0	0	0	0
Nov 18	@ Ind	L	S	1 0 1	0.0 0.0	1	0	0 0 0 0 0 0 0	0	0	0	0	0
Nov 26	@ Hou	L	S	6 3 3	0.5 4.0	0	0	0 0 0 0 0 0 0	0	0	0	0	0
Dec 2	NYJ	W	S	0 0 0	0.0 0.0	1	0	0 0 0 0 1 0 0	0	0	0	0	0
Dec 6	Jax	W	S	2 1 1	0.0 0.0	2	0	0 0 0 0 0 0 0	0	0	0	0	0
Dec 16	@ NYG	W	IA										
Dec 22	Was	W	IA										
Dec 30	Ind	L	IA										
Totals		9-7	13/13	40 24 16	1.5 6.0	15 3	0	0 0 0 0 3	1	1	0	0	0

## BRIAN ORAKPO'S NFL STATISTICS

### REGULAR SEASON

Year	Team	GP		TACKLES							INTERCEPTIONS					FUMBLES				
		GS	Tot	Solo	Asst	Sk	Yds	QBP	TFL	No	Yds	Lg	TD	PD	FF	FR	Yds	SpT		
2009	Washington	16	16	61	40	21	11.0	83.5	20	13	0	0	0	0	1	1	0	0	0	
2010	Washington	15	15	78	62	16	8.5	39.5	47	9	0	0	0	0	2	1	0	0	0	
2011	Washington	16	16	66	40	26	9.0	60.5	35	7	0	0	0	0	5	3	1	0	0	
2012	Washington	2	2	8	6	2	1.0	2.0	3	1	0	0	0	0	3	1	0	0	0	
2013	Washington	15	15	70	47	23	10.0	67.0	42	15	1	29	29t	1	5	0	2	0	0	
2014	Washington	7	7	28	18	10	0.5	5.5	9	1	0	0	0	0	1	0	0	0	0	
2015	Tennessee	16	16	64	44	20	7.0	42.0	37	12	0	0	0	0	5	1	0	0	0	
2016	Tennessee	16	16	55	40	15	10.5	78.0	49	4	0	0	0	0	5	1	0	0	0	
2017	Tennessee	16	16	60	39	21	7.0	68.5	73	10	0	0	0	0	2	3	0	0	0	
2018	Tennessee	13	13	40	24	16	1.5	6.0	15	3	0	0	0	0	3	1	1	0	0	
NFL Totals		132	132	530	360	170	66.0	452.5	330	75	1	29	29t	1	32	12	4	0	0	

### PLAYOFFS

PLAYOFFS		TACKLES									INTERCEPTIONS					FUMBLES			
Year	Team	GP	GS	Tot	Solo	Asst	Sk	Yds	QBP	TFL	No	Yds	Lg	TD	PD	FF	FR	Yds	SpT
2017	Tennessee	2	2	5	3	2	1.5	4.0	6	1	0	0	0	0	0	0	0	0	0
NFL Totals		2	2	5	3	2	1.5	4.0	6	1	0	0	0	0	0	0	0	0	0

### Single-Game Highs

Tackles - 8 (Four times, last at Miami 10/9/16)  
 Sacks - 4 at Oakland (12/13/09)  
 Interceptions - 1 vs. Chicago (10/20/13)  
 Forced Fumble - **1 (12 times, last vs. Philadelphia 9/30/18)**  
 Fumble Recovery - 1 (Three times, last at Atlanta 12/15/13)  
 Passes Defensed - 3 at New Orleans (9/9/12)

### Playoff Single-Game Highs

Tackles - 3 at Kansas City (1/6/18)  
 Sacks - 1.5 at Kansas City (1/6/18)  
 Quarterback Pressures - 3 (Twice, last at New England (1/13/18)  
 Tackle For Loss - 1 at Kansas City (1/6/18)

### Additional Statistics

Touchdowns - 1 - 29-yard interception return vs. Chicago (10/20/13)  
 Blocked Field Goal - 1 vs. N.Y. Giants (9/11/11), 1 at New Orleans (11/8/15)



# 66 KEVIN PAMPHILE

GUARD/TACKLE • 6'5" • 315 LBS • COLLEGE: PURDUE

ACQUIRED: UNRESTRICTED FREE AGENT (TB) - 2018

NFL EXPERIENCE (NFL/TITANS): 5/1 • HOMETOWN: MIAMI, FLA.

GAMES PLAYED/GAMES STARTED: 56/35 (PLAYOFFS: 0/0)



**PRO:** The Titans signed Kevin Pamphile during the 2018 free agency period to bring versatility, starting experience and competition to the offensive line. The 6-foot-5-inch, 315-pounder was originally selected by the Tampa Bay Buccaneers in the fifth round of the 2014 NFL Draft. The Purdue University product is a versatile player, having started contests at guard, tackle and as an extra tight end in his first four seasons with the Buccaneers.

#### CAREER HIGHLIGHTS:

- In his last two seasons in Tampa Bay (2016-17), Pamphile appeared in 30 games with 29 starts. He started 28 games at left guard and one contest at right tackle.
- In 2017, Pamphile played in all 16 games with 15 starts at left guard and was a part of a line that helped block for an offensive unit that produced 5,816 total yards, the third-most for a single season in team history.

#### TITANS TIDBITS:

- Pamphile has been active in sending school supplies and hygiene kits to students in his parents' homeland of Haiti. In February of 2017, he made his first trip to Haiti to donate goods and spend time with children and families battling challenging circumstances.
- In July 2017, Pamphile returned to Haiti to host a youth football camp for about 250 children.
- For his work in the Tampa area and in Haiti, Pamphile was the Buccaneers' 2016 winner of the Ed Block Courage Award.

#### CAREER TRANSACTIONS:

- A native of Miami, Fla., Pamphile was originally selected by the Tampa Bay Buccaneers in the fifth round (149th overall) of the 2014 NFL Draft.
- Signed by the Titans as an unrestricted free agent on March 29, 2018.

#### SEASON RECAPS:

**2018 (3/2 - Tennessee):** Saw action in three games with two starts, one at left tackle and one at right tackle, in his first season with the Titans. Placed on injured reserve on Sept. 25, 2018.

- At Miami (9/9), played as a reserve at left tackle in his Titans debut after Taylor Lewan left the contest in the third quarter with an injury. Was a member of an offensive front that did not allow a sack on 38 pass attempts.
- Against Houston (9/16), made his first career start at left tackle.
- At Jacksonville (9/23), started at right tackle and was a part of an offensive front that opened holes for Titans' rushers to gain 150 yards on the ground.

**2017 (16/15 - Tampa Bay):** Played in all 16 games with 15 starts at left guard. Member of an offensive front that helped amass 5,816 total yards, the third-most in a single season in team history and 38 touchdowns, the sixth-most in a single season in team history.

- Against Chicago (9/17), part of an offensive line that blocked for 117 rushing yards and did not allow any pass pressures in 35 pass attempts.
- At Arizona (10/15), started at left guard and was a part of an offensive line that helped block for 414 yards and only allow one sack and hurry in 49 pass blocking attempts.

**2016 (14/14 - Tampa Bay):** Started all 14 games in which he played - 13 games at left guard and one contest at right tackle. Was inactive for two games.

- At Atlanta (9/11), started at left guard as part of an offensive line that did not allow a sack.
- Against Los Angeles Rams (9/25), part of an offensive unit that totaled

472 yards of offense, the 10th-most in a single game in team history.

- At San Francisco (10/23), started and was part of an offensive line that helped the team total 513 total yards of offense, tied for the fourth-most in a single game in team history, including 249 rushing yards, the fourth-most in a single game in franchise history.
- Against Seattle (11/27), returned to action as part of an offensive line that blocked for 118 rushing yards and did not allow a sack against the Seahawks, who entered the game tied for the league lead in sacks.
- At New Orleans (12/24), with injuries to Demar Dotson and Gosder Cherilus, moved from left guard and started at right tackle.

**2015 (16/2 - Tampa Bay):** Appeared in all 16 games with two starts. Helped block for an offense that finished the season ranked fifth in the league in total offense (375.9 ypg) and fifth in rushing (134.9 ypg), while tying for the league lead in rushing average (4.8). Part of a unit that helped the offense to a franchise-record 6,014 net yards on the year, while also recording 2,162 rushing yards for the second-most in a single season in team history. Part of an offensive line that allowed only 27 sacks over the season, the third-fewest since 1983 when sacks became an official statistic.

- Against Jacksonville (10/11), recorded his first start of the season, serving as left guard for an injured Logan Mankins. Was part of a unit that helped Doug Martin rush for 123 yards with two rushing touchdowns against the Jaguars' No. 4-ranked run defense. The team's 183 rushing yards against Jacksonville are the most this season and tied for the most in the past two seasons (also vs. New Orleans, 12/28/14).
- Against New York Giants (11/8), started as a sixth offensive lineman. Helped the team to 136 rushing yards, marking the fifth consecutive game with at least 100 yards on the ground, the longest streak for the franchise since 2010 (seven games).

- At Philadelphia (11/22), helped the team to a historic 283 rushing yards, the most in team history, including 235 rushing yards for running back Doug Martin, marking the second-most single-game rushing yards for a player in team history. Part of a unit that aided in a collection of 216 yards in the first half, the most by an NFL team in a first half since 2006 (Jacksonville, 251 vs. Indianapolis, 12/10/06).

- Against Atlanta (12/6), saw action as a reserve on the offensive front, where he helped the team to 166 rushing yards and 388 yards from scrimmage, marking the team's fifth game this season with at least 375 yards.

**2014 (7/2 - Tampa Bay):** Played in seven games with two starts as an extra tight end. Was inactive for nine games.

- At Cleveland (11/2), made his NFL and Buccaneers debut, seeing seven snaps on offense and five on special teams.
- Against Atlanta (11/9), saw time as a reserve at both right and left tackle.
- At Carolina (12/14), made his first career start as a tight end, logging 18 snaps on offense and three on special teams.
- Against New Orleans (12/28), played a season-high 45 snaps as a reserve on the offensive front.

#### COLLEGE:

- Played in 35 games at Purdue (2009-13), with 21 starts on the offensive line.
- As a senior (2013), started all 12 games at left tackle for the Boilermakers.
- As a junior (2012), played in all 13 games making nine starts. Was a part of an offensive line that helped block for a single-game school record 9.2 rushing average, with 392 rushing yards on 42 attempts against Eastern Michigan (9/15/12).
- As a sophomore (2011), made the switch from defense to offense in the

fall, playing in four games.

- As a redshirt freshman (2010), played in six games on the defensive line.
- Redshirted in 2009.
- Majored in communications at Purdue.

#### **PERSONAL:**

- Attended Miami (Fla.) Central High School and in his only season as a prep football player registered 31 tackles and 12 sacks.
- Named All-Dade County and invited to play in the Nike South Florida All-Star Game following his senior season.
- Also played basketball, averaging 19 points and 10 rebounds per game as a junior and 20 points and 11 rebounds as a senior.
- Nicknamed 'Big Kev.'
- Follow Pamphile on Twitter at @KevinPamphile64 and on Instagram at @kevin\_pamphile64.
- Born Kevin Serge Pamphile on Nov. 27, 1990, in Miami, Fla.

## **KEVIN PAMPHILE'S NFL STATISTICS**

### **REGULAR SEASON**

<b>Year</b>	<b>Team</b>	<b>GP</b>	<b>GS</b>
2014	Tampa Bay	7	2
2015	Tampa Bay	16	2
2016	Tampa Bay	14	14
2017	Tampa Bay	16	15
2018	Tennessee	3	2
<b>NFL Totals</b>		<b>56</b>	<b>35</b>

### **Starts Breakdown:**

2014 - TE 2; 2015 - LG 1, TE 1; 2016 - LG 13, RT 1; 2017 - LG 15; 2018 - LT 1, RT 1

### **Additional Career Statistics**

Tackles - 3 (2016)



# 68 AUSTIN PASZTOR

OFFENSIVE LINE • 6'7" • 305 LBS • COLLEGE: VIRGINIA

ACQUIRED: FREE AGENT - 2018 • NFL EXPERIENCE (NFL/TITANS): 6/1

HOMETOWN: TILLONSBURG, ONTARIO

GAMES PLAYED/GAMES STARTED: 67/43 (PLAYOFFS: 0/0)



**PRO:** The Titans signed Austin Pasztor in December 2018 to bring versatility, starting experience and depth to the offensive front. The University of Virginia product is a resourceful player, having started contests at both guard and tackle during his NFL career. The 6-foot-7-inch, 305-pounder entered the NFL as a rookie free agent with the Minnesota Vikings in 2012. Prior to his arrival in Tennessee, Pasztor spent time with the Jacksonville Jaguars, Cleveland Browns and Atlanta Falcons.

#### CAREER HIGHLIGHTS:

- In 2016, he started all 16 games for the first time in his career as a member of the Cleveland Browns.

#### TITANS TIDBITS:

- Pasztor moved to the United States from Canada as a high school senior to attend Fork Union (Va.) Military Academy.

#### CAREER TRANSACTIONS:

- A native of Tillonsburg, Ontario, Pasztor was originally signed by the Minnesota Vikings as an undrafted free agent on May 4, 2012.
- Waived by the Vikings on Aug. 31, 2012.
- Signed by the Jacksonville Jaguars to their practice squad on Sept. 17, 2012.
- Signed by the Jaguars to their active roster from the practice squad on Dec. 14, 2012.
- Waived by the Jaguars on Sept. 5, 2015.
- Claimed by the Cleveland Browns off waivers on Sept. 6, 2015.
- Signed by the Atlanta Falcons as a free agent on Aug. 19, 2017.
- Released by the Falcons on Aug. 31, 2018.
- Signed by the Falcons as a free agent on Oct. 24, 2018.
- Released by the Falcons on Nov. 8, 2018.
- Signed by the Titans as a free agent Dec. 12, 2018.

#### SEASON RECAPS:

**2018 (0/0 - Atlanta; 2/0 - Tennessee):** Played in two games as a reserve with the Titans. Was inactive for his first contest in Tennessee after signing with the team on Dec. 12. Was inactive for two contests with the Falcons earlier in the season.

- At N.Y. Giants (12/16), was inactive.
- Against Washington (12/22), made his Titans debut as a reserve on special teams.
- Against Indianapolis (12/30), saw limited action as an extra tackle and on special teams.

**2017 (7/0, 0/0 - Atlanta):** Saw action as a reserve in seven games. Was inactive for the remaining nine contests. Was inactive for both postseason contests.

**2016 (16/16 - Cleveland):** Started all 16 games for the first time in his career. Started the first 15 games of the season at right tackle. Moved to the starter at right guard for the season finale.

**2015 (16/4 - Cleveland):** Appeared in all 16 games with four starts at left guard.

- Against San Francisco (12/13), started his first game as a member of the Browns and helped the team record 230 rushing yards, team's most since 2010.

- At Kansas City (12/27), helped the Browns rush for season-high 232 yards, the third-most since 1999. Marked Cleveland's second 200-yard

rushing game in three contests.

**2014 (8/8 - Jacksonville):** Started eight games at right tackle. Injured his hand in the second preseason game and missed the first four regular season games. Was placed on injured reserve with a hamstring injury on Dec. 3.

- Against Pittsburgh (10/5), made his 2014 debut with start at right tackle.
- Against Cleveland (10/19), helped the club rush for a season-high 185 yards.

**2013 (15/12 - Jacksonville):** Played in 15 games with 12 starts at right tackle. Was inactive for one contest.

- At St. Louis (10/6), made his first start of the season and first career start at right tackle.
- Against San Francisco (10/27), started at right tackle and was a part of an offensive line that did not allow a sack for the first time in a span of 51 games.

**2012 (3/3 - Jacksonville):** Started three games at left guard as a rookie. Spent the preseason with the Minnesota Vikings before being waived on final cuts. Spent 12 weeks on Jaguars' practice squad before he was signed to 53-man roster on Dec. 14.

- At Miami (12/16), made his first NFL start and played every snap at left guard.

#### COLLEGE:

- Was a four-year starter at Virginia (2008-11) and appeared in 49 career games with 45 starts.
- Started all 13 games as a senior and earned second-team Associated Press All-America honors and was first-team All-ACC selection.
- One of seven players to start all 12 games as a junior. Appeared on 922 total plays and helped anchor an offensive line that allowed only two sacks over a 22-quarter period. Part of an offensive line that boasted the ACC's fourth-ranked pass offense.
- Started all 12 games as a sophomore and saw time on 787 offensive plays.
- As a true freshman, broke into the lineup, starting the final eight games at left guard. Helped the team lead the ACC in fewest sacks allowed (16). Became first true freshman to play on the Cavaliers offensive line since Branden Albert in 2005.

#### PERSONAL:

- Attended Fork Union (Va.) Military Academy as a senior after playing his first three high school seasons in Ontario.
- Named to the Junior Ontario Varsity Football League all-star team in his final season in Canada.
- Enjoys sporting clays in his free time.
- Completed coursework towards a master's degree during the 2016 offseason.
- Follow Pasztor on Twitter and Instagram at @APsixseven.
- Born Austin William Pasztor on Nov. 26, 1990 in Tillonsburg, Ontario.



## AUSTIN PASZTOR'S NFL STATISTICS

### REGULAR SEASON

Year	Team	GP	GS
2012	Jacksonville	3	3
2013	Jacksonville	15	12
2014	Jacksonville	8	8
2015	Cleveland	16	4
2016	Cleveland	16	16
2017	Atlanta	7	0
2018	Tennessee	2	0
NFL Totals		67	43

### PLAYOFFS

Year	Team	GP	GS
2017	Atlanta	0	0
NFL Totals		0	0

### Starts Breakdown:

2012 - LG 3; 2013 - RT 12; 2014 - RT 8; 2015 - LG 4; 2016 - RT 15, RG 1

### Additional Career Statistics

Fumble Recovery - 1 (2016)

Tackles - 1 (2015)



# 85 MyCOLE PRUITT

TIGHT END • 6'2" • 245 LBS • COLLEGE: SOUTHERN ILLINOIS

ACQUIRED: FREE AGENT - 2018 • NFL EXPERIENCE (NFL/TITANS): 3/1

HOMETOWN: SOUTH BEND, IND.

GAMES PLAYED/GAMES STARTED: 36/4 (PLAYOFFS: 1/1)



**PRO:** The Titans signed MyCole Pruitt from the Houston Texans' practice squad following Week 1 of the 2018 season to add competition and depth to the tight end position. The 6-foot-2-inch, 245-pounder appeared in 21 games with three starts in his first three NFL seasons. The Southern Illinois product was originally selected by the Minnesota Vikings in the fifth round of the 2015 NFL Draft and has also spent time with the Chicago Bears, Buffalo Bills and Houston Texans.

#### CAREER HIGHLIGHTS:

- As a rookie in 2015, Pruitt saw action in all 16 games and grabbed 10 receptions for 189 yards.

#### CAREER TRANSACTIONS:

- The South Bend, Ind., native was originally selected by the Minnesota Vikings in the fifth round (143rd overall) of the 2015 NFL Draft.
- Waived by the Vikings on Nov. 8, 2016 and signed to the team's practice squad two days later.
- Signed by the Chicago Bears to their active roster from the Vikings' practice squad on Dec. 13, 2016.
- Waived by the Bears on Sept. 2, 2017.
- Signed by the Buffalo Bills to their practice squad on Sept. 4, 2017.
- Waived from the Bills practice squad on Sept. 14, 2017.
- Signed by the Houston Texans to their practice squad on Sept. 16, 2017.
- Signed by the Texans to their active roster from the practice squad on Dec. 5, 2017.
- Waived by the Texans on Sept. 2, 2018 and signed to the team's practice squad two days later.
- Signed by the Titans to their active roster from the Texans' practice squad on Sept. 10, 2018.

#### SEASON RECAPS:

**2018 (15/1 - Tennessee):** Played in 15 games with one start at tight end in his first season with the Titans. Registered nine receptions for a career-best 102 yards with a touchdown. Joined the Titans in Week 2 from the Texans' practice squad. Registered his first career touchdown reception against Washington (12/22/18).

- Against Houston (9/16), saw limited snaps as a reserve on special teams in his Titans debut.
- At Jacksonville (9/23), played as a reserve at tight end and on special teams.
- Against Philadelphia (9/30), saw limited action as a reserve at tight end and on special teams.
- At Buffalo (10/7), saw limited snaps as a reserve at tight end and on special teams.
- Against Baltimore (10/14), played as a reserve at tight end and on special teams.
- At Los Angeles Chargers in London (10/21), saw action as a reserve at tight end and on special teams.
- At Dallas (11/5), played as a reserve at tight end and on special teams.
- Against New England (11/11), saw action as a reserve at tight end and on special teams.
- At Indianapolis (11/18), played as a reserve at tight end and caught one pass for 19 yards. Set up the Titans' touchdown with an acrobatic 19-yard catch down to the Colts' one-yard line in the fourth quarter.
- At Houston (11/26), saw action as a reserve at tight end and caught one pass for 13 yards.
- Against N.Y. Jets (12/2), played as a reserve at tight end and caught one pass for four yards.
- Against Jacksonville (12/6), saw action as a reserve at tight end and

snared one reception for nine yards.

- At N.Y. Giants (12/16), played as a reserve at tight end and hauled in one reception for two yards.
- Against Washington (12/22), started at tight end and snared two receptions for 29 yards with a touchdown. Kickstarted a Titans' scoring drive with a 27-yard catch over the middle late in the third quarter. Gave the Titans a 19-16 lead with his first career touchdown catch, a two-yard play-action reception for the winning score, in the final stanza.
- Against Indianapolis (12/30), played as a reserve at tight end and caught two passes for 26 yards.

**2017 (1/0 - Houston):** Saw action in one game as a reserve tight end. Was inactive for one contest before being placed on injured reserve on Dec. 19, 2017. Spent 10 weeks on the Texans' practice squad. Spent the first week on the Buffalo Bills' practice squad.

**2016 (2/0 - Minnesota; 2/0 - Chicago):** Appeared in two games as a reserve with the Vikings and caught one pass for seven yards. Was inactive for six games. Spent five weeks on the Vikings' practice squad before signing to the Bears' active roster. Saw action in two games as a reserve with the Bears and snared one reception for six yards. Was inactive for one contest.

- Against N.Y. Giants (10/3), caught one pass for a seven-yard gain as a member of the Vikings.
- At Minnesota (1/1), recorded one reception for six yards in the season finale as a member of the Bears.

**2015 (16/3, 1/1 - Minnesota):** Played in all 16 games as a rookie and logged three starts. Hauled in 10 receptions for 189 yards. Started his first career postseason game and amassed two receptions for 22 yards.

- At Arizona (12/10), tied a career-high two receptions for a career-high 36 receiving yards.

#### COLLEGE:

- Played four seasons (2011-14) at Southern Illinois and finished his career as the Missouri Valley Football Conference's all-time leader in career receptions (211), receiving yards (2,601) and receiving touchdowns (25) among tight ends. Named the best tight end in the history of the Missouri Valley Football Conference as part of the conference's 30-year anniversary.
- Named a consensus First-Team All-American following the 2013 and 2014 seasons. Was twice named the CFPA's FCS Tight End of the Year (2013, 2014).
- Holds the Southern Illinois career record with 221 receptions and the Southern Illinois single-season record with 81 receptions.
- As a senior (2014), named first-team All-American by the Associated Press, AFCA, ADA, The Sports Network and Walter Camp Foundation and was a first-team All-MVFC selection. Posted a school record 81 receptions and led MVFC with 81 receptions. Had 13 touchdown receptions, including at least one in every MVFC game.
- As a junior (2013), started 10 games, but missed the final two games of the season after playing the second half against Missouri State with a broken leg. Led the MVFC and was third in the nation with 48 receptions by a tight end. Led the MVFC and was second in the nation with 601 receiving yards by a tight end. Finished third in the MVFC with 4.8 receptions per game.
- As a sophomore (2012), started all 11 games at tight end and led the team with 49 receptions, 577 receiving yards and four touchdown receptions.
- As a redshirt freshman (2011), started eight games, including the final seven games of the season and led the team in receptions, receiving yards and receiving touchdowns.

- Graduated in December 2014 from Southern Illinois with a bachelor's degree in industrial technology.

- Born MyCole Pruitt on March 24, 1992 in South Bend, Ind.

#### PERSONAL:

- Attended Kirkwood (Mo.) High School and named all-conference three times as a defensive end and as a tight end as a senior.
- As a senior, caught 30 passes for 397 yards and six touchdowns and posted 50 tackles, 14 tackles for a loss and six sacks.
- His team advanced to the second round of the playoffs in his junior season, and went 10-1 and made the state playoffs during his sophomore year.
- Played volleyball, track and field and basketball in high school, leading his basketball team to a 2008-09 district title.
- Follow Pruitt on Twitter and on Instagram at @flyycole\_x4.

## MyCOLE PRUITT'S TITANS GAME-BY-GAME

2018 Tennessee Titans																	
Date	Opp.	W/L	P/S	No	Yds	Avg	Lg	TD									
Sept 16	Hou	W	p	0	0	-	0	0	Dec 6	Jax	W	p	1	9	9.0	9	0
Sept 23	@ Jax	W	p	0	0	-	0	0	Dec 16	@ NYG	W	p	1	2	2.0	2	0
Sept 30	Phi	W	p	0	0	-	0	0	Dec 22	Was	W	S	2	29	14.5	27	1
Oct 7	@ Buf	L	p	0	0	-	0	0	Dec 30	Ind	L	p	2	26	13.0	17	0
Oct 14	Bal	L	p	0	0	-	0	0	Totals		9-6	15/1	9	102	11.3	27	1
Oct 21	@ LAC	L	p	0	0	-	0	0									
Nov 5	@ Dal	W	p	0	0	-	0	0									
Nov 11	NE	W	p	0	0	-	0	0									
Nov 18	@ Ind	L	p	1	19	19.0	19	0									
Nov 26	@ Hou	L	p	1	13	13.0	13	0									
Dec 2	NYJ	W	p	1	4	4.0	4	0									

## MyCOLE PRUITT'S NFL STATISTICS

REGULAR SEASON				RECEIVING					RUSHING				
Year	Team	GP	GS	No	Yds	Avg	Lg	TD	Att	Yds	Avg	Lg	TD
2015	Minnesota	16	3	10	89	8.9	32	0	0	0	-	0	0
2016	MIN/CHI	4	0	2	13	6.5	7	0	0	0	-	0	0
2017	Houston	1	0	0	0	-	0	0	0	0	-	0	0
2018	Tennessee	15	1	9	102	11.3	27	1	0	0	-	0	0
NFL Totals		36	4	21	204	9.7	32	1	0	0	-	0	0

PLAYOFFS				RECEIVING					RUSHING				
Year	Team	GP	GS	No	Yds	Avg	Lg	TD	Att	Yds	Avg	Lg	TD
2015	Minnesota	1	1	2	22	11.0	18	0	0	0	-	0	0
NFL Totals		1	1	2	22	11.0	18	0	0	0	-	0	0

#### Single-Game Highs

Receptions - **2 (Five times, vs. Indianapolis 12/30/18)**  
 Receiving Yards - 36 at Arizona (12/10/15)  
 Long Reception - 32 at Arizona (12/10/15)  
 Touchdowns - **1 vs. Washington (12/22/18)**

#### Playoff Single-Game Highs

Receptions - 2 vs. Seattle (1/10/16)  
 Receiving Yards - 22 vs. Seattle (1/10/16)  
 Long Reception - 18 vs. Seattle (1/10/16)

#### Additional Statistics

Special Teams Tackles - 1 (2015), 1 (2016)  
 Kickoff Returns - 1 for 12 yards (2015)



# 26 LOGAN RYAN

CORNERBACK • 5'11" • 195 LBS • COLLEGE: RUTGERS

ACQUIRED: UNRESTRICTED FREE AGENT (NEW ENGLAND) - 2017

NFL EXPERIENCE (NFL/TITANS): 6/2 • HOMETOWN: VOORHEES, N.J.

GAMES PLAYED/GAMES STARTED: 93/69 (PLAYOFFS: 12/7)



**Super Bowl: 2014, 2016**

**PRO:** The Titans entered the 2017 NFL free agency period looking to add leadership and experience to their secondary. The club found just that when they signed two-time Super Bowl Champion Logan Ryan as an unrestricted free agent on March 11, 2017. The 5-foot-11-inch, 195-pounder collected 13 total interceptions in four seasons (2013-16) with the New England Patriots and his first campaign with the Titans, a total that ranked 10th in the NFL among all cornerbacks. The Rutgers product was originally drafted by the Patriots in the third round (83rd overall) of the 2013 NFL Draft.

#### CAREER HIGHLIGHTS:

- Ryan set a career high in 2017 with 15 starts during the regular season.
- Ryan is a two-time Super Bowl champion, having captured the title with the New England Patriots in 2014 and 2016.
- In 2016, Ryan posted 92 tackles, two interceptions, a sack, 11 passes defended, three quarterback pressures and a forced fumble. He started all three postseason games and collected 22 tackles, an interception, a sack, four passes defended and a quarterback hit.
- In 2015, Ryan collected 82 tackles, a team-high four interceptions and 14 passes defended.
- In 2013, Ryan led all rookies and finished tied for the AFC lead with five interceptions.

#### TITANS TIDBITS:

- Logan and his wife, Ashley, are the founders of The Ryan Animal Rescue Foundation ([ryananimalfoundation.org](http://ryananimalfoundation.org)). RARF works with animal welfare organizations to promote adoption and provide grants and educational opportunities.
- Every month on the 26th—the day corresponding to his jersey number—he posts a photo on social media with a dog that is in need of adoption along with the hashtag [#ryansmonthlyrescue](https://twitter.com/ryansmonthlyrescue).
- During Super Bowl weekend in February 2018, RARF partnered with Animal Planet in the first-ever Dog Bowl, which featured adoptable adult and senior dogs.
- During the 2018 offseason, Ryan and several other Titans defensive backs spent extensive time training in the Nashville area. Ryan also spent some time working with former running back Eddie George and George's long-time boxing coach.
- In 2017, while taking wedding photos in the St. Lucian town of Soufriere, Logan and Ashley came across a group of stray dogs. One dog in particular followed them through the streets and impacted the newlyweds. Determined to help the dog, the couple donated to HelpAWS (@helpaws), a St. Lucian-based dog rescue, and encouraged all friends and family to donate rather than give wedding gifts. After the couple posted a photo on social media, HelpAWS found the particular dog, named her Logan, and part of the donation paid for her spay.
- During the 2017 and 2018 offseasons, Ryan and N.Y. Giants cornerback Eli Apple funded and hosted their #ThursdayNightLights Football Camp at Eastern High School in Voorhees, N.J., where they both attended. The free event for kids was filled with football, celebrity guests and music.
- In June 2017, Ryan surprised his big brother, Jordan, by paying off his student loans for his 29th birthday. Logan cut a check for \$82,000 to the American Education Services to cover Jordan's loans from earning his engineering degree from Drexel University. "My man got accepted to college, graduated with honors, and now works as an engineer. He did everything the right way and still lived with a ridiculous amount of student loan debt. The system is broke and makes no sense. I'm fortunate and blessed to be able to take care of that for him."
- When Ryan decided to leave Rutgers and enter the NFL Draft after his

redshirt junior season in 2012, he made a promise to his parents that after his rookie year, he would return to school and earn his degree. Ryan kept his promise and graduated in the spring of 2014 with a degree in labor relations and a minor in psychology. "I committed to Rutgers, not only as a football player, but as a student, so I was going to make sure I finished that end too. It's a big accomplishment in my life. I held my word to my parents and stuck with it and I'm fortunate. It took a lot of work, but I was able to go back and finish and walk in graduation."

#### CAREER TRANSACTIONS:

- The Voorhees, N.J., native was originally selected by the New England Patriots in the third round (83rd overall) of the 2013 NFL Draft.
- Signed by the Titans as a unrestricted free agent on March 11, 2017.

#### SEASON RECAPS:

**2018 (14/14 - Tennessee):** Started 14 games at cornerback and ranked fourth on the team with 85 tackles and eight passes defended. Collected four sacks, a stop for loss and a quarterback pressure. Placed on injured reserve on Dec. 18, 2018 and missed the final two games. Led the team in tackles twice in 2018 (at HOU, vs. JAX). Led or tied for the team lead in passes defended four times in 2018 (vs. PHI, at LAC, vs. NYJ, at NYG). Tied for the team lead in sacks once in 2018 (at NYG).

- At Miami (9/9), started at cornerback and collected seven tackles.
- Against Houston (9/16), started at cornerback and tallied seven tackles, including a sack. Posted his first sack with the Titans by dropping Deshaun Watson for a seven-yard loss on a cornerback blitz in the first quarter.
- At Jacksonville (9/23), started at cornerback and posted nine tackles.
- Against Philadelphia (9/30), started at cornerback and notched two tackles and a pass defended. Broke up a pass intended for Nelson Agholor in the second quarter.
- At Buffalo (10/7), started at cornerback and recorded five tackles, including a stop for loss. Stuffed Chris Ivory for no gain on a rush off right guard on the first play of the second stanza.
- Against Baltimore (10/14), started at cornerback and amassed seven tackles and a pass defended. Stopped Alex Collins for no gain on a rush off left end in the first quarter. Deflected a Joe Flacco pass intended for Willie Snead that was then intercepted by Kevin Byard late in the second quarter. Stuffed Snead for no gain on a short pass in the third quarter.
- At Los Angeles Chargers in London (10/21), started at cornerback and tallied six tackles and a team-best two passes defended. Forced the Chargers to settle for a field goal by batting down a third-and-seven pass intended for Mike Williams late in the first quarter. Broke up a third-and-six pass intended for Mike Williams in the end zone in the final stanza.
- At Dallas (11/5), started at cornerback and posted five tackles and a quarterback pressure.
- Against New England (11/11), started at cornerback and notched seven tackles, a sack and a pass defended. Dropped Tom Brady for a seven-yard sack on the final play of the first half. Ended a Patriots' drive by breaking up a fourth-and-six pass intended for Julian Edelman in the fourth quarter.
- At Indianapolis (11/18), started at cornerback and collected three tackles.
- At Houston (11/26), started at cornerback and led the team with nine tackles.
- Against N.Y. Jets (12/2), started at cornerback and tallied six tackles and a pass defended. Ended a Jets' drive by breaking up a third-and-eight pass intended for Chris Herndon in the third quarter.
- Against Jacksonville (12/6), started at cornerback and led the team with nine tackles, including a sack. Combined with Austin Johnson to stuff Leonard Fournette for no gain on a second-and-goal rush from the one-yard line in the second quarter. Ended a Jaguars' drive by dropping Cody



Kessler for a 14-yard sack on fourth-and-nine late in the fourth quarter.

- At N.Y. Giants (12/16), started at cornerback and posted three tackles, including a sack and two passes defended in the Titans' first shutout win since 2000. Left the game early in the fourth quarter with an injury. Ended a Giants' drive by breaking up a deep pass intended for Sterling Shepard on third-and-eight in the first quarter. Halted a Giants' drive by dropping Eli Manning for a four-yard sack on third-and-10 in the second quarter. Ended a Giants' drive by deflecting a third-and-three pass intended for Shepard late in the third quarter.

**2017 (15/15, 2/2 - Tennessee):** Started 15 games at cornerback in his first season with the Titans and ranked third on the team with 14 passes defended. Registered 73 tackles, two quarterback pressures, two stops for loss and a forced fumble. Was inactive for one contest. Started at cornerback in both postseason contests and tallied 12 tackles, a pass defended and a stop for loss. Led or tied for the team lead in passes defended three times (vs. SEA, vs. IND, vs. HOU). Led the team in tackles once (at NE).

- Against Oakland (9/10), started at cornerback in his Titans debut and posted four tackles and a forced fumble. Forced an Amari Cooper fumble that went out of bounds in the third quarter.

- Against Seattle (9/24), notched eight tackles and a team-high three passes defended. Broke up a first-and-goal pass intended for Doug Baldwin late in the second quarter. Batted down a pass intended for Jimmy Graham in the end zone in the fourth quarter. Knocked down a third-and-six pass intended for Tyler Lockett in the fourth quarter.

- At Miami (10/8), totaled two tackles, including a stop for loss. Ended a Dolphins' drive by stopping Jakeem Grant for a one-yard loss on a short, third-and-17 yard pass in the third stanza.

- Against Indianapolis (10/16), recorded three tackles, a team-high two passes defended and a stop for loss. Halted a Colts' drive by knocking down a third-and-six pass intended for T.Y. Hilton in the third quarter. Stonewalled Robert Turbin for a three-yard loss on a rush up the middle in the fourth quarter. Broke up a pass intended for Jack Doyle late in the final stanza.

- Against Baltimore (11/5), collected seven tackles and three passes defended. Broke up a deep pass intended for Breshad Perriman in the opening quarter. Jarred loose a pass intended for Perriman and the ball was corralled by Kevin Byard for an interception in the first stanza.

- Against Cincinnati (11/12), recorded five tackles and a pass defended. Ended a Bengals' drive by breaking up a pass intended for A.J. Green on third-and-11 in the third quarter.

- At Pittsburgh (11/16), notched seven tackles and two passes defended. Broke up a deep pass intended for Martavis Bryant in the second quarter.

- At Indianapolis (11/26), started at cornerback in his 75th career game and registered four tackles and two quarterback pressures.

- Against Houston (12/3), produced six tackles and a team-best three passes defended before leaving the game in the third quarter with an injury. Broke up a pass intended for DeAndre Hopkins in the end zone in the first quarter. Deflected a deep pass intended for Hopkins in the third quarter.

- At San Francisco (12/17), posted four tackles before leaving the game in the second quarter with an injury.

- At Kansas City (1/6), recorded a stop for loss in a Wild Card victory.

- At New England (1/13), started at cornerback and led the team with 11 tackles and a pass defended. Combined with Johnathan Cyprien to stuff Dion Lewis for a one-yard loss on a rush off right guard in the first quarter.

**2016 (16/13, 3/3 - New England):** Saw action in all 16 games with 13 starts and amassed 92 tackles, two interceptions, a sack, 11 passes defended, three quarterback pressures and a forced fumble. Started all three postseason games and collected 22 tackles, an interception, a sack, four passes defended and a quarterback hit.

- Against Miami (9/18), finished second on the team with seven tackles and a forced fumble at the Miami 46 that was recovered by Chris Long in the win.

- Against Buffalo (10/2), led the team with a career-best 17 tackles.

- At San Francisco (11/20), recorded three tackles and two passes defended starting at right cornerback in the win.

- At N.Y. Jets (11/27), led the team with seven tackles and added two passes defended in the win.

- Against Los Angeles (12/4), sacked quarterback Jared Goff for a loss of 12.5 yards in the second quarter of the win for his first sack since he recorded 1.5 sacks as a rookie in 2013.

- At Denver (12/18), led the team with seven tackles while also adding an interception and a pass defended in the win.

- At Miami (1/1), started at cornerback and had a team-leading seven tackles to go along with an interception and a pass defended in the win.

- Against Houston (1/14), picked off Brock Osweiler for a 23-yard return in the fourth quarter of the Divisional Round game. Added a five-yard sack of Osweiler to go along with seven total tackles and three passes defended.

- Against Pittsburgh (1/22), started at cornerback and led the team with nine tackles, while also contributing a pass defense in the AFC Championship game.

- Against Atlanta (2/5), started at cornerback and tied for the team lead with six tackles in the victory over the Falcons in Super Bowl LI.

**2015 (16/14, 2/2 - New England):** Played in all 16 regular season contests with 14 starts at cornerback and accumulated 82 tackles, a team-high four interceptions and 14 passes defended. Started both playoff games and accumulated 14 tackles and one pass defended.

- At Buffalo (9/20), registered four tackles and an interception late in the fourth quarter that helped New England seal the victory.

- At Indianapolis (10/18), started at right cornerback, and played every defensive snap in the win while recording a single-game, career-high 11 tackles and one pass defended.

- Against Miami (10/29), started at right cornerback and recorded eight tackles, one pass defended and an interception that set up a Patriots field goal in the win.

- Against Kansas City (1/16), made his first postseason start and recorded nine tackles in the Divisional playoff victory.

**2014 (16/6, 3/0 - New England):** Played all 16 regular season games with six starts and compiled 36 tackles, two interceptions, six passes defended, one forced fumble and eight special teams tackles. Appeared in all three playoff games as a reserve and made four tackles, one pass defended and forced one fumble.

- At Miami (9/7), rotated in at defensive back in the season opener and forced his second career fumble that was recovered by Darrelle Revis in Patriots territory to prevent a Miami scoring drive.

- At Minnesota (9/14), started at cornerback and recorded his first interception of the season off Matt Cassel that led to a Patriots field goal in the win.

- Against Detroit (11/23), intercepted a Matthew Stafford pass intended for Golden Tate in the win.

- Against Baltimore (1/10), posted one tackle and forced a fumble in the AFC Divisional win.

- Against Seattle (2/1), posted one tackle and one pass defended in the Super Bowl XLIX win.

**2013 (16/7, 2/0 - New England):** Played all 16 regular season games with seven starts and posted 41 tackles, 1.5 sacks, five interceptions for 82 return yards and one touchdown, 10 passes defended and one forced fumble. Played in both postseason games as a reserve and registered 12 tackles. Led all NFL rookies and tied for the AFC lead with a team-high five interceptions.

- Against New Orleans (10/13), made his first career start.

- At N.Y. Jets (10/20), returned his first career interception 79 yards for a touchdown. Also collected four tackles.

- Against Miami (10/27), forced a fumble on his first NFL sack. Strip-sacked Ryan Tannehill, forcing a fumble that was recovered by Rob Ninkovich deep in Miami territory. New England scored a touchdown three plays later. Finished the game with four tackles, 1.5 sacks for 18 yards, one pass defended and one forced fumble.

- Against Denver (11/24), started as the nickel cornerback and intercepted a Peyton Manning pass early in the fourth quarter that led to a touchdown. Also posted four tackles.

- At Houston (12/1), intercepted a pass for the second straight game and made three tackles.

- At Baltimore (12/22), picked off two passes for the first two interception game of his career. The offense turned the interceptions into 10 points en route to a 41-7 win.

#### COLLEGE:

- Started 27 of 37 games at cornerback for Rutgers and recorded 170 career tackles with a half sack, 11 stops for losses of 49 yards and a quarterback pressure. Also forced two fumbles and recovered four others, returning one 18 yards. Deflected 39 passes and made seven interceptions for 73 yards in returns, including one touchdown.

- Earned first team All-American honors (Pro Football Weekly) and second-team All-America accolades from The NFL Draft Report, All-Big East

Conference.

- As a junior (2012), started all 13 games, recording 94 tackles, 17 pass breakups and four interceptions. Named to All-Big East first team at cornerback and was named a semifinalist for the Jim Thorpe Award, given annually to college football's top defensive back. Earned Axe Player of the Year at RU banquet. Was a three-time member of the Big East All-Academic Football Team.
- As a sophomore (2011), started all 13 games and recorded 67 tackles, including 5.5 tackles for loss and a half sack. Named All-Big East second team for his efforts. Was a member of the Big East All-Academic Football Team.
- As a redshirt freshman (2010), appeared in 11 games at cornerback and posted nine tackles. Named a member of the Big East All-Academic Football Team.
- In 2009, reshirted in his first year with the Scarlet Knights.
- Majored in labor studies at Rutgers.

#### PERSONAL:

- He and his wife, Ashley, have a daughter, Avery, and a son, Otto.
- Played both quarterback and cornerback at Eastern High School. Was rated the No. 1 cornerback in New Jersey by Rivals.com and ranked as

the No. 9 overall prospect in New Jersey by Rivals.com and the No. 15 cornerback prospect nationally by ESPN.com.

- As a senior, threw for 1,070 yards and eight touchdowns and rushed for 699 yards and nine touchdowns while running a spread offense. Also tallied 43 tackles, two tackles for loss and five interceptions in earning South Jersey Player of the Year Defensive honors from the Philadelphia Inquirer.
- During his final two scholastic campaigns, Ryan threw for more than 2,500 yards and accounted for 35 total touchdowns in guiding Eastern to a 16-5 record and consecutive state playoff berths.
- Follow Ryan on Twitter and on Instagram at @realloganryan.
- Born Logan Daniel Ryan on Feb. 9, 1991 in Berlin, N.J.

## LOGAN RYAN'S GAME-BY-GAME

### 2013 New England Patriots

Date	Opp	W/L	P/S	Tot Solo Asst	Sk - Yds	QB	TFL	Int - Yds	TD	PD	FF	FR - Yds	SpT
Sept 8	@ Buf	W	p	0 0 0	0.0 0.0	NA	NA	0 0 0	0 0 0	0 0 0	0 0 0	0 0 0	0
Sept 12	NYJ	W	p	0 0 0	0.0 0.0	NA	NA	0 0 0	0 0 0	0 0 0	0 0 0	0 0 0	0
Sept 22	TB	W	p	3 2 1	0.0 0.0	NA	NA	0 0 0	0 0 0	0 0 0	0 0 0	0 0 0	0
Sept 29	@ Atl	W	p	3 2 1	0.0 0.0	NA	NA	0 0 0	0 0 0	0 0 0	0 0 0	0 0 0	0
Oct 6	@ Cin	L	p	3 2 1	0.0 0.0	NA	NA	0 0 0	0 0 0	0 0 0	0 0 0	0 0 0	0
Oct 13	NO	W	S	0 0 0	0.0 0.0	NA	NA	0 0 0	0 0 0	0 0 0	0 0 0	0 0 0	0
Oct 20	@ NYJ	L	S	4 4 0	0.0 0.0	NA	NA	1 79 1	1 1 0	0 0 0	0 0 0	0 0 0	0
Oct 27	Mia	W	p	4 4 0	1.5 14.0	NA	NA	0 0 0	1 1 0	0 0 0	0 0 0	0 0 0	0
Nov 3	Pit	W	p	3 3 0	0.0 0.0	NA	NA	0 0 0	0 0 0	0 0 0	0 0 0	0 0 0	0
Nov 18	@ Car	L	p	0 0 0	0.0 0.0	NA	NA	0 0 0	1 0 0	0 0 0	0 0 0	0 0 0	0
Nov 24	Den	W	S	4 3 1	0.0 0.0	NA	NA	1 0 0	1 0 0	0 0 0	0 0 0	0 0 0	0
Dec 1	@ Hou	W	S	3 3 0	0.0 0.0	NA	NA	1 2 0	2 0 0	0 0 0	0 0 0	0 0 0	0
Dec 8	Cle	W	S	5 3 2	0.0 0.0	NA	NA	0 0 0	0 0 0	0 0 0	0 0 0	0 0 0	0
Dec 15	@ Mia	L	p	2 1 1	0.0 0.0	NA	NA	0 0 0	1 0 0	0 0 0	0 0 0	0 0 0	0
Dec 22	@ Bal	W	S	1 0 1	0.0 0.0	NA	NA	2 1 0	3 0 0	0 0 0	0 0 0	0 0 0	0
Dec 29	Buf	W	S	6 6 0	0.0 0.0	NA	NA	0 0 0	0 0 0	0 0 0	0 0 0	0 0 0	0
<b>Totals</b>				<b>12-4 16/7</b>	<b>41 33 8 1.5 14.0</b>	<b>NA</b>	<b>NA</b>	<b>5 82 1 10 1</b>	<b>0 0 0</b>	<b>1 0 0</b>	<b>0 0 0</b>	<b>0 0 0</b>	<b>0</b>
<b>Playoffs</b>													
Jan 11	Ind	W	p	4 4 0	0.0 0.0	NA	NA	0 0 0	0 0 0	0 0 0	0 0 0	0 0 0	0
Jan 19	@ Den	L	p	8 5 3	0.0 0.0	NA	NA	0 0 0	0 0 0	0 0 0	0 0 0	0 0 0	0
<b>Totals</b>				<b>1-1 2/0</b>	<b>12 9 3 0.0 0.0</b>	<b>NA</b>	<b>NA</b>	<b>0 0 0 0 0 0</b>	<b>0 0 0</b>	<b>0 0 0</b>	<b>0 0 0</b>	<b>0 0 0</b>	<b>0</b>

### 2014 New England Patriots

Date	Opp	W/L	P/S	Tot Solo Asst	Sk - Yds	QB	TFL	Int - Yds	TD	PD	FF	FR - Yds	SpT
Sept 7	@ Mia	L	p	1 1 0	0.0 0.0	NA	NA	0 0 0	0 0 0	0 0 0	0 0 0	0 0 0	1
Sept 14	@ Min	W	S	2 2 0	0.0 0.0	NA	NA	1 0 0	2 0 0	0 0 0	0 0 0	0 0 0	1
Sept 21	Oak	W	S	4 3 1	0.0 0.0	NA	NA	0 0 0	1 0 0	0 0 0	0 0 0	0 0 0	0
Sept 29	@ KC	L	S	2 2 0	0.0 0.0	NA	NA	0 0 0	0 0 0	0 0 0	0 0 0	0 0 0	0
Oct 5	Cin	W	p	1 1 0	0.0 0.0	NA	NA	0 0 0	0 0 0	0 0 0	0 0 0	0 0 0	3
Oct 12	@ Buf	W	p	0 0 0	0.0 0.0	NA	NA	0 0 0	0 0 0	0 0 0	0 0 0	0 0 0	0
Oct 16	NYJ	W	p	4 2 2	0.0 0.0	NA	NA	0 0 0	0 0 0	0 0 0	0 0 0	0 0 0	0
Oct 26	Chi	W	S	4 3 1	0.0 0.0	NA	NA	0 0 0	0 0 0	0 0 0	0 0 0	0 0 0	0
Nov 2	Den	W	p	0 0 0	0.0 0.0	NA	NA	0 0 0	0 0 0	0 0 0	0 0 0	0 0 0	1
Nov 16	@ Ind	W	p	3 2 1	0.0 0.0	NA	NA	0 0 0	2 0 0	0 0 0	0 0 0	0 0 0	0

Nov 23	Det	W	p	1 0 1	0.0 0.0	NA	NA	1 0 0	1 0 0	0 0 0	0 0 0	0 0 0	0
Nov 30	@ GB	L	S	3 2 1	0.0 0.0	NA	NA	0 0 0	0 0 0	0 0 0	0 0 0	0 0 0	0
Dec 7	@ SD	W	p	0 0 0	0.0 0.0	NA	NA	0 0 0	0 0 0	0 0 0	0 0 0	0 0 0	1
Dec 14	Mia	W	p	2 2 0	0.0 0.0	NA	NA	0 0 0	0 0 0	0 0 0	0 0 0	0 0 0	0
Dec 21	@ NYJ	W	p	4 2 2	0.0 0.0	NA	NA	0 0 0	0 0 0	0 0 0	0 0 0	0 0 0	1
Dec 28	Buf	L	S	5 2 3	0.0 0.0	NA	NA	0 0 0	0 0 0	0 0 0	0 0 0	0 0 0	0
<b>Totals</b>				<b>12-4 16/6</b>	<b>36 24 12 0.0 0.0</b>	<b>NA</b>	<b>NA</b>	<b>2 0 0 0 6 0 0</b>	<b>0 0 0</b>	<b>0 0 0</b>	<b>0 0 0</b>	<b>0 0 0</b>	<b>8</b>
<b>Playoffs</b>													
Jan 10	Bal	W	p	1 1 0	0.0 0.0	NA	NA	0 0 0	0 0 0	1 0 0	0 0 0	0 0 0	0
Jan 18	Ind	W	p	2 2 0	0.0 0.0	NA	NA	0 0 0	0 0 0	0 0 0	0 0 0	0 0 0	0
Feb 1	Sea	W	p	1 1 0	0.0 0.0	NA	NA	0 0 0	0 0 0	1 0 0	0 0 0	0 0 0	0
<b>Totals</b>				<b>3-0 3/0</b>	<b>4 4 0 0.0 0.0</b>	<b>NA</b>	<b>NA</b>	<b>0 0 0 0 1 1 0</b>	<b>0 0 0</b>	<b>0 0 0</b>	<b>0 0 0</b>	<b>0 0 0</b>	<b>0</b>

### 2015 New England Patriots

Date	Opp	W/L	P/S	Tot Solo Asst	Sk - Yds	QB	TFL	Int - Yds	TD	PD	FF	FR - Yds	SpT
Sept 10	Pit	W	p	0 0 0	0.0 0.0	NA	NA	0 0 0	0 0 0	0 0 0	0 0 0	0 0 0	0
Sept 20	@ Buf	W	p	4 3 1	0.0 0.0	NA	NA	1 0 0	1 0 0	0 0 0	0 0 0	0 0 0	0
Sept 27	Jax	W	S	4 4 0	0.0 0.0	NA	NA	0 0 0	0 0 0	0 0 0	0 0 0	0 0 0	0
Oct 11	@ Dal	W	S	5 4 1	0.0 0.0	NA	NA	1 25 0	1 0 0	0 0 0	0 0 0	0 0 0	0
Oct 18	@ Ind	W	S	11 6 5	0.0 0.0	NA	NA	0 0 0	1 0 0	0 0 0	0 0 0	0 0 0	0
Oct 25	NYJ	W	S	5 4 1	0.0 0.0	NA	NA	0 0 0	0 0 0	0 0 0	0 0 0	0 0 0	0
Oct 29	Mia	W	S	8 6 2	0.0 0.0	NA	NA	1 1 0	1 0 0	0 0 0	0 0 0	0 0 0	0
Nov 8	Was	W	S	6 6 0	0.0 0.0	NA	NA	1 13 0	2 0 0	0 0 0	0 0 0	0 0 0	0
Nov 15	@ NYG	W	S	3 3 0	0.0 0.0	NA	NA	0 0 0	1 0 0	0 0 0	0 0 0	0 0 0	0
Nov 23	Buf	W	S	9 7 2	0.0 0.0	NA	NA	0 0 0	1 0 0	0 0 0	0 0 0	0 0 0	0
Nov 29	@ Den	L	S	5 2 3	0.0 0.0	NA	NA	0 0 0	4 0 0	0 0 0	0 0 0	0 0 0	0
Dec 6	Phi	L	S	3 2 1	0.0 0.0	NA	NA	0 0 0	0 0 0	0 0 0	0 0 0	0 0 0	0
Dec 13	@ Hou	W	S	5 3 2	0.0 0.0	NA	NA	0 0 0	2 0 0	0 0 0	0 0 0	0 0 0	0
Dec 20	Ten	W	S	7 6 1	0.0 0.0	NA	NA	0 0 0	0 0 0	0 0 0	0 0 0	0 0 0	0
Dec 27	@ NYJ	L	S	4 3 1	0.0 0.0	NA	NA	0 0 0	0 0 0	0 0 0	0 0 0	0 0 0	0
Jan 3	@ Mia	L	S	3 3 0	0.0 0.0	NA	NA	0 0 0	0 0 0	0 0 0	0 0 0	0 0 0	0
<b>Totals</b>				<b>12-4 16/14</b>	<b>82 62 20 0.0 0.0</b>	<b>NA</b>	<b>NA</b>	<b>4 39 0 14 0 0</b>	<b>0 0 0</b>	<b>0 0 0</b>	<b>0 0 0</b>	<b>0 0 0</b>	<b>0</b>
<b>Playoffs</b>													
Jan 16	KC	W	S	9 8 1	0.0 0.0	NA	NA	0 0 0	0 0 0	0 0 0	0 0 0	0 0 0	0
Jan 24	@ Den	L	S	5 5 0	0.0 0.0	NA	NA	0 0 0	1 0 0	0 0 0	0 0 0	0 0 0	0
<b>Totals</b>				<b>1-1 2/2</b>	<b>14 13 1 0.0 0.0</b>	<b>NA</b>	<b>NA</b>	<b>0 0 0 0 1 0 0</b>	<b>0 0 0</b>	<b>0 0 0</b>	<b>0 0 0</b>	<b>0 0 0</b>	<b>0</b>

## LOGAN RYAN'S GAME-BY-GAME

### 2016 New England Patriots

Date	Opp	W/L	P/S	Tot Solo Asst	Sk - Yds	QBP	TFL	Int - Yds -TD	PD	FF	FR - Yds	SpT
Sept 11	@ Ari	W	S	6 4 2	0.0 0.0	NA	NA	0 0 0	1	0	0	0
Sept 18	Mia	W	S	7 7 0	0.0 0.0	NA	NA	0 0 0	0	1	0	0
Sept 22	Hou	W	S	4 3 1	0.0 0.0	NA	NA	0 0 0	1	0	0	0
Oct 2	Buf	L	S	17 14 3	0.0 0.0	NA	NA	0 0 0	0	0	0	0
Oct 9	@ Cle	W	S	2 2 0	0.0 0.0	NA	NA	0 0 0	0	0	0	0
Oct 16	Cin	W	S	5 5 0	0.0 0.0	NA	NA	0 0 0	0	0	0	0
Oct 23	@ Pit	W	p	4 3 1	0.0 0.0	NA	NA	0 0 0	1	0	0	0
Oct 30	@ Buf	W	p	4 3 1	0.0 0.0	NA	NA	0 0 0	0	0	0	0
Nov 13	Sea	L	S	3 2 1	0.0 0.0	NA	NA	0 0 0	1	0	0	0
Nov 20	@ SF	W	S	3 2 1	0.0 0.0	NA	NA	0 0 0	2	0	0	0
Nov 27	@ NYJ	W	S	7 5 2	0.0 0.0	NA	NA	0 0 0	2	0	0	0
Dec 4	LA	W	S	5 5 0	1.0 12.0	NA	NA	0 0 0	0	0	0	0
Dec 12	Bal	W	S	7 5 2	0.0 0.0	NA	NA	0 0 0	0	0	0	0
Dec 18	@ Den	W	S	7 7 0	0.0 0.0	NA	NA	1 46 0	1	0	0	0
Dec 24	NYJ	W	p	4 1 3	0.0 0.0	NA	NA	0 0 0	1	0	0	0
Jan 1	@ Mia	W	S	7 6 1	0.0 0.0	NA	NA	1 0 0	0	1	0	0
<b>Totals</b>				<b>14-2 16/13</b>	<b>92 74 18</b>	<b>1.0 12.0</b>	<b>NA NA</b>	<b>2 46 0</b>	<b>11 1</b>	<b>1</b>	<b>0</b>	<b>0</b>

### Playoffs

Jan 14	Hou	W	S	7 4 3	1.0 5.0	NA	NA	1 23 0	3	0	0	0
Jan 22	Pit	W	S	9 8 1	0.0 0.0	NA	NA	0 0 0	1	0	0	0
Feb 5	Atl	W	S	6 4 2	0.0 0.0	NA	NA	0 0 0	0	0	0	0
<b>Totals</b>				<b>3-0 3/3</b>	<b>22 16 6</b>	<b>1.0 5.0</b>	<b>NA NA</b>	<b>1 23 0</b>	<b>4 0</b>	<b>0</b>	<b>0</b>	<b>0</b>

### 2017 Tennessee Titans

Date	Opp	W/L	P/S	Tot Solo Asst	Sk - Yds	QBP	TFL	Int - Yds -TD	PD	FF	FR - Yds	SpT
Sept 10	Oak	L	S	4 1 3	0.0 0.0	0	0	0 0 0	0	1	0	0
Sept 17	@ Jax	W	S	8 8 0	0.0 0.0	0	0	0 0 0	0	0	0	0
Sept 24	Sea	W	S	8 5 3	0.0 0.0	0	0	0 0 0	3	0	0	0
Oct 1	@ Hou	L	S	6 6 0	0.0 0.0	0	0	0 0 0	0	0	0	0
Oct 8	@ Mia	L	S	2 2 0	0.0 0.0	0	1	0 0 0	0	0	0	0
Oct 16	Ind	W	S	3 2 1	0.0 0.0	0	1	0 0 0	2	0	0	0
Oct 22	@ Cle	W	S	2 1 1	0.0 0.0	0	0	0 0 0	0	0	0	0
Nov 5	Bal	W	S	7 5 2	0.0 0.0	0	0	0 0 0	3	0	0	0
Nov 12	Cin	W	S	5 4 1	0.0 0.0	0	0	0 0 0	1	0	0	0

Nov 16	@ Pit	L	S	7 5 2	0.0 0.0	0	0	0 0 0	0	0	0	0
Nov 26	@ Ind	W	S	4 2 2	0.0 0.0	2	0	0 0 0	0	0	0	0
Dec 3	Hou	W	S	6 5 1	0.0 0.0	0	0	0 0 0	0	3	0	0
Dec 10	@ Ari	L	S	7 6 1	0.0 0.0	0	0	0 0 0	0	0	0	0
Dec 17	@ SF	L	S	4 2 2	0.0 0.0	0	0	0 0 0	0	0	0	0
Dec 24	LAR	L	IA									
Dec 31	Jax	W	S	0 0 0	0.0 0.0	0	0	0 0 0	0	0	0	0
<b>Totals</b>				<b>9-7 15/15</b>	<b>73 54 19</b>	<b>0.0 0.0</b>	<b>2 2</b>	<b>0 0</b>	<b>0 0</b>	<b>14 1</b>	<b>0</b>	<b>0</b>

### Playoffs

Jan 6	@ KC	W	S	1 1 0	0.0 0.0	0	1	0 0 0	0	0	0	0
Jan 13	@ NE	L	S	11 9 2	0.0 0.0	0	0	0 0 0	0	1	0	0
<b>Totals</b>				<b>1-1 2/2</b>	<b>12 10 2</b>	<b>0.0 0.0</b>	<b>0 1</b>	<b>0 0</b>	<b>0 0</b>	<b>1 0</b>	<b>0</b>	<b>0</b>

### 2018 Tennessee Titans

Date	Opp	W/L	P/S	Tot Solo Asst	Sk - Yds	QBP	TFL	Int - Yds -TD	PD	FF	FR - Yds	SpT
Sept 9	@ Mia	L	S	7 4 3	0.0 0.0	0	0	0 0 0	0	0	0	0
Sept 16	Hou	W	S	7 4 3	1.0 7.0	0	0	0 0 0	0	0	0	0
Sept 23	@ Jax	W	S	9 4 5	0.0 0.0	0	0	0 0 0	0	0	0	0
Sept 30	Phi	W	S	2 2 0	0.0 0.0	0	0	0 0 0	1	0	0	0
Oct 7	@ Buf	L	S	5 4 1	0.0 0.0	0	1	0 0 0	0	0	0	0
Oct 14	Bal	L	S	7 4 3	0.0 0.0	0	0	0 0 0	1	0	0	0
Oct 21	@ LAC	L	S	6 5 1	0.0 0.0	0	0	0 0 0	2	0	0	0
Nov 5	@ Dal	W	S	5 5 0	0.0 0.0	1	0	0 0 0	0	0	0	0
Nov 11	NE	W	S	7 5 2	1.0 7.0	0	0	0 0 0	1	0	0	0
Nov 18	@ NYG	L	S	3 2 1	0.0 0.0	0	0	0 0 0	0	0	0	0
Nov 26	@ Hou	L	S	9 3 6	0.0 0.0	0	0	0 0 0	0	0	0	0
Dec 2	NYJ	W	S	6 4 2	0.0 0.0	0	0	0 0 0	1	0	0	0
Dec 6	Jax	W	S	9 6 3	1.0 14.0	0	0	0 0 0	0	0	0	0
Dec 16	@ NYG	W	S	3 2 1	1.0 4.0	0	0	0 0 0	2	0	0	0
Dec 22	Was											
Dec 30	Ind											
<b>Totals</b>				<b>8-6 14/14</b>	<b>85 54 31</b>	<b>4.0 32.0</b>	<b>1 1</b>	<b>0 0</b>	<b>0 0</b>	<b>8 0</b>	<b>0</b>	<b>0</b>

Placed on injured reserve on Dec. 18, 2018

## LOGAN RYAN'S NFL STATISTICS

### REGULAR SEASON

Year	Team	GP	GS	TACKLES				Yds	QBP	TFL	INTERCEPTIONS					FUMBLES			
				Tot	Solo	Asst	Sk				No	Yds	Lg	TD	PD	FF	FR	Yds	SpT
2013	New England	16	7	41	33	8	1.5	14.0	NA	NA	5	82	79t	1	10	1	0	0	0
2014	New England	16	6	36	24	12	0.0	0.0	NA	NA	2	0	0	0	6	1	0	0	8
2015	New England	16	14	82	62	20	0.0	0.0	NA	NA	4	39	25	0	14	0	0	0	0
2016	New England	16	13	92	74	18	1.0	12.0	NA	NA	2	46	46	0	11	1	0	0	0
2017	Tennessee	15	15	73	54	19	0.0	0.0	2	2	0	0	0	0	14	1	0	0	0
2018	Tennessee	14	14	85	54	31	4.0	32.0	1	1	0	0	0	0	8	0	0	0	0
<b>NFL Totals</b>		<b>93</b>	<b>69</b>	<b>409</b>	<b>301</b>	<b>108</b>	<b>6.5</b>	<b>58.0</b>	<b>3</b>	<b>3</b>	<b>13</b>	<b>167</b>	<b>79t</b>	<b>1</b>	<b>63</b>	<b>4</b>	<b>0</b>	<b>0</b>	<b>8</b>

### PLAYOFFS

Year	Team	GP	GS	TACKLES				Yds	QBP	TFL	INTERCEPTIONS					FUMBLES			
				Tot	Solo	Asst	Sk				No	Yds	Lg	TD	PD	FF	FR	Yds	SpT
2013	New England	2	0	12	9	3	0.0	0.0	NA	NA	0	0	0	0	0	0	0	0	0
2014	New England	3	0	4	4	0	0.0	0.0	NA	NA	0	0	0	0	1	1	0	0	0
2015	New England	2	2	14	13	1	0.0	0.0	NA	NA	0	0	0	0	1	0	0	0	0
2016	New England	3	3	22	16	6	1.0	5.0	NA	NA	1	23	23	0	4	0	0	0	0
2017	Tennessee	2	2	12	10	2	0.0	0.0	0	1	0	0	0	0	1	0	0	0	0
<b>Playoff Totals</b>		<b>12</b>	<b>7</b>	<b>64</b>	<b>52</b>	<b>12</b>	<b>1.0</b>	<b>5.0</b>	<b>0</b>	<b>1</b>	<b>1</b>	<b>23</b>	<b>23</b>	<b>0</b>	<b>7</b>	<b>1</b>	<b>0</b>	<b>0</b>	<b>0</b>

### Single-Game Highs


Tackles - 17 vs. Buffalo (10/2/16)  
 Interceptions - 2 at Baltimore (12/22/13)  
 Interception Long - 79t at N.Y. Jets (10/20/13)  
 Sacks - 1.5 vs. Miami (10/27/13)  
 Passes Defensed - 4 at Denver (11/29/15)  
 Forced Fumble - 1 (Four times, last vs. Oakland 9/10/17)

### Playoff Single-Game Highs

Tackles - 11 at New England (1/13/18)  
 Interceptions - 1 vs. Houston (1/14/17)  
 Interception Long - 23 vs. Houston (1/14/17)  
 Sacks - 1 vs. Houston (1/14/17)  
 Passes Defensed - 3 vs. Houston (1/14/17)  
 Forced Fumble - 1 vs. Baltimore (1/10/14)

### Additional Statistics

Touchdowns - 1, 79-yard interception return at N.Y. Jets (10/20/13)



# 19 TAJAÉ SHARPE

WIDE RECEIVER • 6'2" • 194 LBS • COLLEGE: MASSACHUSETTS

ACQUIRED: 5TH ROUND - 2016 • NFL EXPERIENCE (NFL/TITANS): 3/3

HOMETOWN: PISCATAWAY, N.J.

GAMES PLAYED/GAMES STARTED: 32/23 (PLAYOFFS: 0/0)



**PRO:** The Titans selected Tajaé Sharpe in the fifth round (140th overall) of the 2016 NFL Draft. The 6-foot-2-inch, 194-pounder is known for his precise route-running and he shows excellent body control and concentration when the ball is in the air. Sharpe led the nation with 111 receptions as a senior and finished his career as the University of Massachusetts all-time leader in receptions, receiving yards and catches in a single game. As a rookie in 2016, he totaled 41 receptions for 522 yards and a pair of touchdowns.

### CAREER HIGHLIGHTS:

- He appeared in all 16 games with 10 starts as a rookie in 2016, and became one of four rookies in the "Titans era" (1999-present) to tally at least 500 receiving yards. Finished the season ranked fourth on the team with 41 receptions and third on the team with 522 receiving yards.
- In 2015, Sharpe enjoyed a stellar senior campaign by being named a Walter Camp All-American and first-team All-Mid-American Conference selection. Sharpe led the nation with 111 receptions and led the Minutemen with 1,319 receiving yards and five touchdowns. He topped 100 receiving yards in six games and recorded at least 11 receptions in six games.
- Sharpe caught at least one pass in all 47 career games in which he appeared at Massachusetts.
- In 2014, Sharpe was selected All-MAC first team after leading all Minutemen with 85 receptions, 1,281 receiving yards and seven touchdown receptions.

### TITANS TIDBITS:

- Sharpe's grandmother, Cozy Little, is a breast cancer survivor who was initially diagnosed in 2001. She was honored as the 12th Titan prior to a 2016 home game against the Cleveland Browns in conjunction with the team's Breast Cancer Awareness Month efforts.
- Sharpe was so excited to get into football mode that he brought his own football to the first day of the Titans rookie minicamp. He says he usually goes to sleep with it and carries one around as much as he can, just because.
- Sharpe's family members nicknamed him "Show," which is short for "Showtime."

### CAREER TRANSACTIONS:

- The Piscataway, N.J., native was selected by the Titans in the fifth round (140th overall) the 2016 NFL Draft.

### SEASON RECAPS:

- 2018 (16/13):** Played in all 16 games with 13 starts at wide receiver and ranked fourth on the team with 26 receptions and 316 receiving yards. Collected two receiving touchdowns. Rushed the ball once for 16 yards. Led the team in receiving yards twice in 2018 (vs. BAL, at LAC). Led or tied for the team lead in receptions three times in 2018 (vs. BAL, at LAC, vs. NYJ). Has one career 100-yard receiving performance which came in 2018 (at LAC).
- At Miami (9/9), started at wide receiver and caught one pass for 17 yards.
  - Against Houston (9/16), started at wide receiver and registered one reception for 14 yards. Extended the Titans' initial scoring drive in the fourth quarter with a leaping, 14-yard reception on third-and-three in the fourth quarter.
  - At Jacksonville (9/23), started at wide receiver and carried the ball once for 16 yards on a jet sweep during a Titans' scoring drive early in the third quarter.
  - Against Philadelphia (9/30), saw action as a reserve at wide receiver and hauled in two receptions for 27 yards with a touchdown. Extended the

Titans' first touchdown drive with a 16-yard grab on third-and-five in the third stanza. Gave the Titans a 20-17 lead with an 11-yard touchdown grab with 5:01 left to play in the fourth quarter.

- At Buffalo (10/7), started at wide receiver and caught three passes for 30 yards. Converted a pair of third downs: a four-yard reception on third-and-three and a 13-yard grab on third-and-eight during the Titans' first scoring drive of the second half.
- Against Baltimore (10/14), started at wide receiver and tied for the team lead with two catches for a team-best 33 receiving yards.
- At Los Angeles Chargers in London (10/21), started at wide receiver and led the team with a career-high-tying seven catches and a career-best 101 receiving yards, his first career 100-yard receiving performance. All seven receptions resulted in first downs and five of them converted third downs. Extended the Titans' opening scoring drive with a 16-yard reception on third-and-10 in the first quarter. Kept the Titans' second scoring drive alive with an 18-yard grab on third-and-seven on the first play of the second quarter. Converted a third-and-four with a six-yard catch over the middle during the Titans' final touchdown drive in the fourth quarter.
- At Dallas (11/5), started at wide receiver and caught one pass for no gain.
- Against New England (11/11), started at wide receiver.
- At Indianapolis (11/18), started at wide receiver and hauled in five receptions for 37 yards. Extended the Titans' touchdown drive with a 14-yard catch on third-and-six in the fourth quarter. Made a diving reception in the corner of the end zone for a one-yard touchdown late in the fourth quarter.
- At Houston (11/26), started at wide receiver.
- Against N.Y. Jets (12/2), started at wide receiver and snared three receptions for 51 yards. Hauled in two receptions for 48 yards during the Titans' touchdown drive in the third quarter.
- Against Jacksonville (12/6), started at wide receiver.
- At N.Y. Giants (12/16), started at wide receiver and caught one pass for six yards.
- Against Washington (12/22), saw limited action as a reserve at wide receiver.
- Against Indianapolis (12/30), play limited snaps as a reserve at wide receiver.

**2017 (0/0):** Suffered a foot injury in the preseason and was placed on injured reserve on Sept. 2 where he spent the entire season.

**2016 (16/10):** Played in all 16 games with 10 starts at wide receiver as a rookie and ranked fourth on the team with 41 receptions and third on the squad with 522 receiving yards. Collected two receiving touchdowns. Joined Kenny Britt (2009), Kendall Wright (2012) and Dorial Green-Beckham (2015) as the only rookies in the "Titans era" (1999-present) with at least 500 receiving yards. Led the team in receptions once in 2016 (vs. MIN). Led or tied for the team lead in receiving yards twice in 2016 (vs. MIN, at JAX). Collected his first career touchdown against Green Bay (11/13/16). Appeared in his first career NFL game as the starter at wide receiver and became the team's first rookie wide receiver to start a season opener in the "Titans era" (1999-present) against Minnesota (9/11/16).

- Against Minnesota (9/11), made his NFL debut as a starter at wide receiver and led the team with seven receptions and 76 receiving yards. Became the team's first rookie wide receiver to start a season opener in the "Titans era" (1999-present). In franchise history, only one rookie—Sid Blanks in 1964—had more receptions in a season opener. Hauled in his first career reception with a 12-yard catch from Marcus Mariota in the first quarter. Extended the Titans' first touchdown drive with an eight-yard catch on third-and-eight late in the second quarter.



- At Detroit (9/18), started at wide receiver and hauled in four receptions for 33 yards. Extended the Titans' game-winning touchdown drive with a seven-yard catch on third-and-five in the fourth quarter.
- Against Oakland (9/25), started at wide receiver and registered three receptions for 48 yards. Hauled in a 23-yard pass and a 19-yard reception during the final drive in the fourth quarter.
- Against Indianapolis (10/23), saw action as a reserve at wide receiver and hauled in four passes for 59 yards. Extended the Titans' final touchdown drive with a 16-yard catch on third-and-15 late in the third quarter.
- At San Diego (11/6), saw action as a reserve at wide receiver and snared four receptions for 58 yards. Extended the Titans' second touchdown drive with a 29-yard reception along the left sideline on third-and-one late in the second quarter. Hauled in three receptions for 29 yards during the Titans' go-ahead touchdown drive to open the third quarter.
- Against Green Bay (11/13), started at wide receiver and collected three receptions for 68 yards with his first career receiving touchdown. Kept the Titans' second touchdown drive alive with a leaping, 22-yard catch on third-and-14 in the first quarter. Registered his first career NFL touchdown with a 33-yard catch from Marcus Mariota midway through the third quarter.
- At Indianapolis (11/20), started at wide receiver and caught four passes for 68 yards with a touchdown. Got open deep in the end zone for a 34-yard touchdown pass midway through the third quarter.
- At Jacksonville (12/24), played as a reserve at wide receiver and recorded three receptions for 48 yards. Extended the Titans' initial touchdown drive by hauling in a 13-yard reception on third-and-12 early in the second quarter.

#### COLLEGE:

- In four seasons at Massachusetts (2012-15), Sharpe appeared in 47 games with 43 starts and finished his career as the school's all-time leader with 277 receptions and 3,486 receiving yards. The two-time All-MAC first team performer ended his collegiate career ranked third in Minuteman history with 16 touchdowns and sixth with 3,497 all-purpose yards.
- As a senior (2015), was a 2015 Walter Camp All-American and first-team All-Mid-American Conference honoree. Started all 12 games and for the second consecutive season led the team in receptions (111), receiving yards (1,319), touchdown catches (five) and yards per game (109.9). Caught at least one pass in all 47 career games in which he appeared.
- Against Florida International (10/3), set a school record and career-best with 15 receptions for 159 receiving yards with a score.
- As a junior (2014), named All-MAC first team wide receiver after starting all 12 games and leading all Minutemen with 1,281 receiving yards, 85 catches, seven touchdown receptions and 106.8 yards receiving per game. Was on the midseason Biletnikoff Award watch list and named a Phil Steele first team All-MAC wide receiver. Ranked ninth nationally among NCAA Division I FBS competitors in receiving yards per game (106.8) 10th for total receiving yards (1,281) and 11th in receptions per game (7.1). Finished first in the Mid-American Conference in receptions per game and second for receiving yards and receiving yards per game.
- Against Ball State (11/12), set a personal best with 239 receiving

- yards and tied the single game program record for the third time with 13 receptions. The 239 receiving yards he put up against Ball State were the most by a MAC player in 2014 and third-highest total in NCAA Division I.
- As a sophomore (2013), started 11 of 12 games at wide receiver and led the team with 61 receptions, 680 receiving yards (680) and four touchdowns. Finished second on the team with 680 all-purpose yards. Finished ninth in the MAC and 64th nationally with his 5.1 receptions per game.
- As a freshman (2012), played in 11 games with eight starts at wide receiver. Caught 20 passes for 206 yards and made four grabs for 20 or more yards. Had at least one catch in each contest.
- Majored in communications at Massachusetts.

#### PERSONAL:

- Attended Piscataway Township (N.J.) High School and was MSG Athlete of the Year. Was selected second team all-state selection and first team all-county and all-area teams.
- Served as team captain as a senior while playing wide receiver and safety. Led Piscataway High School to a pair of state championship titles in 2010 and 2011.
- Also played basketball in high school.
- List of favorites: (TV show) "Martin"; (movie) "Friday"; (musician) Meek Mill; (athlete as a child) Allen Iverson and LeBron James; (food) seafood; and (guilty pleasure) M&Ms.
- Follow Sharpe on Twitter and on Instagram at @Show19ine.
- Follow Sharpe on Snapchat at @godsgift23.
- Born Tajaé Lamar Sharpe on Dec. 23, 1994 in Newark, N.J.

## TAJAÉ SHARPE'S GAME-BY-GAME

### 2016 Tennessee Titans

2010 Tennessee Titans				RECEIVING					
Date	Opp.	W/L	P/S	No	Yds	Avg	Lg	TD	
Sept 11		Min	L	S	7	76	10.9	17	0
Sept 18	@	Det	W	S	4	33	8.3	12	0
Sept 25		Oak	L	S	3	48	16.0	23	0
Oct 2	@	Hou	L	S	2	15	7.5	10	0
Oct 9	@	Mia	W	S	2	17	8.5	9	0
Oct 16		Cle	W	p	0	0	-	0	0
Oct 23		Ind	L	p	4	59	14.8	21	0
Oct 27		Jax	W	p	1	11	11.0	11	0
Nov 6	@	SD	L	p	4	58	14.5	29	0
Nov 13		GB	W	S	3	68	22.7	33t	1
Nov 20	@	Ind	L	S	4	68	17.0	34t	1
Nov 27	@	Chi	W	S	2	11	5.5	6	0
Dec 11		Den	W	S	0	0	-	0	0
Dec 18	@	KC	W	S	2	10	5.0	6	0
Dec 24	@	Jax	L	p	3	48	16.0	24	0
Jan 1		Hou	W	p	0	0	-	0	0
Totals		9-7	16/10	41	522	12.7	34t	2	

### 2018 Tennessee Titans

RECEIVING				PASSING					
Date	Opp.	W/L	P/S	No	Yds	Avg	Lg	TD	
Sept 9	@ Mia	L	S	1	17	17.0	17	0	
Sept 16	Hou	W	S	1	14	14.0	14	0	
Sept 23	@ Jax	W	S	0	0	-	0	0	
Sept 30	Phi	W	p	2	27	13.5	16	1	
Oct 7	@ Buf	L	S	3	30	10.0	13	0	
Oct 14	Bal	L	S	2	33	16.5	17	0	
Oct 21	@ LAC	L	S	7	101	14.4	19	0	
Nov 5	@ Dal	W	S	1	0	0.0	0	0	
Nov 11	NE	W	S	0	0	-	0	0	
Nov 18	@ Ind	L	S	5	37	7.4	19	1	
Nov 26	@ Hou	L	S	0	0	-	0	0	
Dec 2	NYJ	W	S	3	51	17.0	28	0	
Dec 6	Jax	W	S	0	0	-	0	0	
Dec 16	@ NYG	W	S	1	6	6.0	6	0	
Dec 22	Was	W	p	0	0	-	0	0	
Dec 30	Ind	L	p	0	0	-	0	0	
Totals		9-7	16/13	26	316	12.2	28	2	

## TAJAÉ SHARPE'S NFL STATISTICS


### REGULAR SEASON

				RECEIVING					RUSHING				
Year	Team	GP	GS	No	Yds	Avg	Lg	TD	Att	Yds	Avg	Lg	TD
2016	Tennessee	16	10	41	522	12.7	34t	2	1	1	1.0	1	0
2017	Tennessee	0	0	Injured Reserve									
2018	Tennessee	16	13	26	316	12.2	28	2	1	16	16	16	0
NFL Totals		32	23	67	838	12.5	34t	4	2	17	8.5	16	0

### Single-Game Highs

Receptions - **7** (Twice, last at L.A. Chargers 10/21/18)  
 Receiving Yards - **101** at L.A. Chargers (10/21/18)  
 Long Reception - 34t at Indianapolis (11/20/16)  
 Touchdowns - **1** (Four times, last at Indianapolis 11/18/18)

Rushes - **1** (Twice, last at Jacksonville 9/23/18)  
 Rushing Yards - **16** at Jacksonville (9/23/18)  
 Rushing Long - **16** at Jacksonville (9/23/18)



# 36 LeSHAUN SIMS

CORNERBACK • 6'0" • 203 LBS • COLLEGE: SOUTHERN UTAH

ACQUIRED: 5TH ROUND - 2016 • NFL EXPERIENCE (NFL/TITANS): 3/3

HOMETOWN: LAS VEGAS, NEV.

GAMES PLAYED/GAMES STARTED: 42/9 (PLAYOFFS: 0/0)



**PRO:** LeShaun Sims was selected by the Titans in the fifth round of the 2016 NFL Draft. The six-foot, 203-pounder saw action in 26 games over his first two seasons and registered 51 tackles, two interceptions, two stops for loss, 11 passes defended and 13 special teams tackles. Sims' presence adds more youth and athleticism to an already-competitive defensive back unit. With the reputation as a tough and physical corner and a willing tackler, he possesses the physical tools to match up with NFL receivers after a successful four-year career at Southern Utah.

## CAREER HIGHLIGHTS:

- In 2017, Sims saw action in 13 games with five starts before being placed on injured reserve with a hamstring injury. His season totals included a career-high 33 tackles, one interception, five passes defended, and a career-high seven special teams tackles.
- As a rookie in 2016, Sims played in 13 games with two starts at cornerback and registered 18 tackles, an interception, a stop for loss and six passes defended.
- In 2015, Sims was a first-team All-Big Sky performer at Southern Utah, finishing the campaign with a pair of interceptions and 54 tackles. He helped the Thunderbirds win the conference title.

## TITANS TIDBITS:

- He was commonly referred to as "Swis" in college because for his first college game the name on the back of his jersey was upside down. The nickname stuck.
- Prior to Sims, no prior student-athlete from Andre Agassi Prep in Las Vegas, Nev., had ever earned an athletic scholarship. When he was a high school freshman, the Stars played eight-man football in the public charter school's first year with a football team. They moved to 11-man football during his sophomore year, and by his senior season, the team won a league title.
- Sims is a movie buff who lists "Training Day" among his all-time favorites.

## CAREER TRANSACTIONS:

- The Las Vegas, Nev., native was selected by the Titans in the fifth round (157th overall) of the 2016 NFL Draft.

## SEASON RECAPS:

**2018 (16/2):** Played in all 16 games for the first time in his career with two starts at cornerback. Collected 21 tackles, a quarterback pressure, a stop for loss and six special teams tackles. Tied for the team lead in special teams tackles four times in 2018 (at JAX, at BUF, at DAL, vs. NYJ).

- At Miami (9/9), played as a reserve on special teams and at cornerback. Collected a solo tackle on defense.
- Against Houston (9/16), saw action as a reserve on special teams and notched a tackle on coverage units.
- At Jacksonville (9/23), saw significant action as a reserve at cornerback after Adoree' Jackson left the game in the second quarter with an injury and posted a tackle. Notched a special teams tackle on coverage units. Snuffed out a fake punt and stopped Corey Grant short of the first down in the first quarter.
- Against Philadelphia (9/30), played as a reserve on special teams and limited snaps at cornerback.
- At Buffalo (10/7), saw action as a reserve on special teams and recorded a stop on coverage units.
- Against Baltimore (10/14), played as a reserve on special teams.
- At Los Angeles Chargers in London (10/21), saw action as a reserve on special teams.

- At Dallas (11/5), played as a reserve on special teams and tied for the team lead with a tackle on coverage units.
- Against New England (11/11), saw action as a reserve on special teams and limited snaps at cornerback in the fourth quarter. Notched a special teams stop on coverage units.
- At Indianapolis (11/18), played as a reserve on special teams.
- At Houston (11/26), played significant snaps at cornerback after Malcolm Butler left the contest in the second quarter with an injury and recorded five tackles.
- Against N.Y. Jets (12/2), saw action as a reserve at cornerback and tallied a tackle. Registered a special teams tackle on coverage units.
- Against Jacksonville (12/6), played as a reserve on special teams. Saw limited action at cornerback and amassed a tackle.
- At N.Y. Giants (12/16), saw action as a reserve at cornerback and posted two tackles in the Titans' first shutout win since 2000.
- Against Washington (12/22), made his first start of the season as the nickelback and totaled six tackles, including a stop for loss and a quarterback pressure. Stonewalled Adrian Peterson for a one-yard loss on a rush up the middle in the fourth quarter.
- Against Indianapolis (12/30), started as the nickelback and registered four tackles.

**2017 (13/5):** Played in 13 games with five starts at cornerback and tallied a career-high 33 tackles, an interception, a forced fumble, a stop for loss and five passes defended. Notched seven special teams tackles on coverage units. Placed on injured reserve on Dec. 22, 2017. Tied for the team lead in special teams tackles three times in 2017 (at HOU, vs. IND, at CLE).

- At Jacksonville (9/17), made his season debut as a reserve cornerback and collected two tackles and a forced fumble.
- Against Seattle (9/24), started at cornerback as the team opened in a nickel package and notched two tackles and two passes defended. Ended a Seahawks' drive by breaking up a third-and-10 pass intended for Paul Richardson in the second quarter.
- At Houston (10/1), played as a reserve at cornerback and tied a career-high with four tackles. Tied for the team lead with a special teams tackle.
- At Miami (10/8), started at cornerback as the team opened the game in a nickel package and totaled two tackles. Registered a special teams tackle on coverage units. Pinned the Dolphins deep in their own territory by downing Brett Kern's 48-yard punt at the Miami three-yard line in the opening stanza.
- Against Indianapolis (10/16), started at cornerback as the team opened the game in a nickel package and recorded a stop for loss. Led the team with two special teams tackles on coverage units. Stuffed Marlon Mack for a four-yard loss on a rush off right end in the first quarter.
- At Cleveland (10/22), played as a reserve at cornerback and posted three tackles. Tied for the team lead with a special teams tackle on coverage units.
- Against Cincinnati (11/12), started at cornerback as the team opened the game in a nickel package and recorded two tackles.
- At Pittsburgh (11/16), started at cornerback as the team opened the game in a nickel package and notched two tackles and a pass defended. Broke up a deep pass intended for JuJu Smith-Schuster in the third quarter.
- Against Houston (12/3), played as a reserve at cornerback and produced two tackles and an interception. Helped seal the victory by intercepting a Tom Savage pass intended for DeAndre Hopkins in the end zone late in the fourth quarter.

**2016 (13/2):** Played in 13 games with two starts at cornerback as a rookie and registered 18 tackles, an interception, a stop for loss and six passes

defensed. Collected six special teams tackles and two fumble recoveries on coverage units. Was inactive for the first three contests. Led or tied for the team lead in passes defensed twice in 2016 (vs. DEN, at KC). Tied for the team lead in special teams tackles four times in 2016 (at HOU, vs. JAX, at SD, at JAX). Collected his first career interception at Kansas City (12/18/16). Appeared in his first career NFL game at Houston (10/2/16). Registered his first career NFL start at Jacksonville (12/24/16).

- At Houston (10/2), made his NFL debut as a reserve on special teams and recorded a tackle on coverage units.
- Against Jacksonville (10/27), played one snap as a reserve in the secondary. Tied for the team lead with a special teams tackle. Recovered a muffed punt by Marquise Lee at the Jaguars' 35-yard line late in the third quarter to set up a Ryan Succop field goal.
- Against Green Bay (11/13), played as a reserve on special teams and saw limited action at cornerback. Notched two tackles on defense. Recovered a Trevor Davis muffed punt at the Packers' 24-yard line in the second quarter. Registered a special teams stop on coverage units.
- Against Denver (12/11), played a significant role as a reserve at cornerback and collected four tackles, a team-high two passes defensed and a stop for loss. Broke up a pass intended for Jordan Taylor in the end zone late in the third quarter. Two plays later, defensed a third-and-goal pass intended for Demaryius Thomas in the end zone.
- At Kansas City (12/18), saw significant action as a reserve at cornerback and tallied a tackle, his first career interception and another pass defensed. Notched a special teams tackle on coverage units. Collected his first career interception by picking off an Alex Smith pass intended for Jeremy Maclin in the end zone during the third quarter.
- At Jacksonville (12/24), made his first career NFL start at cornerback and posted four tackles before leaving the game in the third quarter with an injury. Tied for the team lead with a special teams tackle on coverage units.
- Against Houston (1/1), started at cornerback and registered three tackles and a pass defensed.

#### **COLLEGE:**

- In four seasons at Southern Utah, he appeared in 47 total games with 46 starts, including starts in every game during his final three seasons. His career totals included 220 tackles, eight interceptions, 27 passes defensed, one forced fumble, five fumble recoveries and four tackles for loss.
- As a senior (2015), started all 12 games for the Thunderbirds and finished the season with two interceptions (one returned for a touchdown), 12 passes defensed, 54 tackles, 2.5 tackles for loss and one forced fumble. Named first-team All-Big Sky Conference at cornerback. Played in the East-West Shrine Game following the season's conclusion.
- As a junior (2014), appeared in all 12 games and tallied 67 total tackles, two fumble recoveries and nine pass breakups. Named third-team All-Big Sky.

- As a sophomore (2013), started all 13 games at cornerback. Led the team's corners with 62 tackles and tied for second on the team with three interceptions and four passes defensed. Added two fumble recoveries and 1.5 tackles for loss.
- As a redshirt freshman (2012), played in 10 games with nine starts, missing one contest due to injury. Tallied 37 tackles and tied for the team lead with three interceptions. Added two passes defensed and recovered a fumble.
- As a freshman (2011), redshirted.
- Graduated in April 2016 with a degree in exercise science.

#### **PERSONAL:**

- Single, splits time between Nashville and Las Vegas, Nev.
- Attended Andre Agassi Prep (Las Vegas, Nev.), where he earned second-team all-state honors as a wide receiver and defensive back. As a senior, he tallied 52 tackles and a team-leading six interceptions on defense. On offense, he produced more than 400 receiving yards and five receiving touchdowns while rushing for 170 yards and another score.
- Follow Sims on Twitter at @LeshawnSims.
- List of favorites: (movie) "Training Day"; (musician or band) J. Cole; (food) spaghetti; (guilty pleasure) Oreo McFlurry; and (athlete as a child) Allen Iverson.
- Born LeShaun V. Sims on Sept. 18, 1993 in Las Vegas, Nev.



## LeSHAUN SIMS' GAME-BY-GAME

### 2016 Tennessee Titans

Date	Opp	W/L	P/S	Tot	Solo	Asst	Sk	- Yds	QBP	TFL	Int - Yds	-TD	PD	FF	FR - Yds	SpT
Sept 11	Min	L	IA													
Sept 18	@ Det	W	IA													
Sept 25	Oak	L	IA													
Oct 2	@ Hou	L	p	0	0	0	0.0	0.0	0	0	0	0	0	0	0	1
Oct 9	@ Mia	W	p	0	0	0	0.0	0.0	0	0	0	0	0	0	0	0
Oct 16	Cle	W	p	0	0	0	0.0	0.0	0	0	0	0	0	0	0	0
Oct 23	Ind	L	p	0	0	0	0.0	0.0	0	0	0	0	0	0	0	0
Oct 27	Jax	W	p	0	0	0	0.0	0.0	0	0	0	0	0	0	0	1
Nov 6	@ SD	L	p	0	0	0	0.0	0.0	0	0	0	0	0	0	0	1
Nov 13	GB	W	p	2	2	0	0.0	0.0	0	0	0	0	0	0	0	1
Nov 20	@ Ind	L	p	0	0	0	0.0	0.0	0	0	0	0	0	0	0	0
Nov 27	@ Chi	W	p	4	4	0	0.0	0.0	0	0	0	0	1	0	0	0
Dec 11	Den	W	p	4	4	0	0.0	0.0	0	1	0	0	2	0	0	0
Dec 18	@ KC	W	p	1	0	1	0.0	0.0	0	0	1	0	2	0	0	1
Dec 24	@ Jax	L	S	4	4	0	0.0	0.0	0	0	0	0	0	0	0	1
Jan 1	Hou	W	S	3	3	0	0.0	0.0	0	0	0	0	1	0	0	0
<b>Totals</b>			<b>9-7</b>	<b>13/2</b>	<b>18</b>	<b>17</b>	<b>1</b>	<b>0.0</b>	<b>0.0</b>	<b>0</b>	<b>1</b>	<b>1</b>	<b>0</b>	<b>6</b>	<b>0</b>	<b>6</b>

### 2017 Tennessee Titans

Date	Opp	W/L	P/S	Tot	Solo	Asst	Sk	- Yds	QBP	TFL	Int - Yds	-TD	PD	FF	FR - Yds	SpT
Sept 10	Oak	L	IA													
Sept 17	@ Jax	W	p	2	2	0	0.0	0.0	0	0	0	0	0	1	0	0
Sept 24	Sea	W	S	2	2	0	0.0	0.0	0	0	0	0	2	0	0	0
Oct 1	@ Hou	L	p	4	4	0	0.0	0.0	0	0	0	0	0	0	0	1
Oct 8	@ Mia	L	S	2	1	1	0.0	0.0	0	0	0	0	0	0	0	1
Oct 16	Ind	W	S	1	1	0	0.0	0.0	0	1	0	0	0	0	0	2
Oct 22	@ Cle	W	p	3	3	0	0.0	0.0	0	0	0	0	0	0	0	1
Nov 5	Bal	W	p	1	1	0	0.0	0.0	0	0	0	0	0	0	0	2

Nov 12	Cin	W	S	2	1	1	0.0	0.0	0	0	0	0	0	0	0	0
Nov 16	@ Pit	L	S	2	2	0	0.0	0.0	0	0	0	0	0	1	0	0
Nov 26	@ Ind	W	p	1	1	0	0.0	0.0	0	0	0	0	0	0	0	0
Dec 3	Hou	W	p	2	1	1	0.0	0.0	0	0	1	0	0	1	0	0
Dec 10	@ Ari	L	p	6	4	2	0.0	0.0	0	0	0	0	0	0	0	0
Dec 17	@ SF	L	p	5	5	0	0.0	0.0	0	0	0	0	0	1	0	0
Dec 24	LAR	Placed on injured reserve on Dec. 22, 2017														
Dec 31	Jax															
<b>Totals</b>			<b>8-6</b>	<b>13/5</b>	<b>33</b>	<b>28</b>	<b>5</b>	<b>0.0</b>	<b>0.0</b>	<b>0</b>	<b>1</b>	<b>1</b>	<b>0</b>	<b>5</b>	<b>1</b>	<b>0</b>

### 2018 Tennessee Titans

Date	Opp	W/L	P/S	Tot	Solo	Asst	Sk	- Yds	QBP	TFL	Int - Yds	-TD	PD	FF	FR - Yds	SpT
Sept 9	@ Mia	L	p	1	1	0	0.0	0.0	0	0	0	0	0	0	0	0
Sept 16	Hou	W	p	0	0	0	0.0	0.0	0	0	0	0	0	0	0	1
Sept 23	@ Jax	W	p	1	1	0	0.0	0.0	0	0	0	0	0	0	0	1
Sept 30	Phi	W	p	0	0	0	0.0	0.0	0	0	0	0	0	0	0	0
Oct 7	@ Buf	L	p	0	0	0	0.0	0.0	0	0	0	0	0	0	0	1
Oct 14	Bal	L	p	0	0	0	0.0	0.0	0	0	0	0	0	0	0	0
Oct 21	@ LAC	L	p	0	0	0	0.0	0.0	0	0	0	0	0	0	0	0
Nov 5	@ Dal	W	p	0	0	0	0.0	0.0	0	0	0	0	0	0	0	1
Nov 11	NE	W	p	0	0	0	0.0	0.0	0	0	0	0	0	0	0	1
Nov 18	@ Ind	L	p	0	0	0	0.0	0.0	0	0	0	0	0	0	0	0
Nov 26	@ Hou	L	p	5	3	2	0.0	0.0	0	0	0	0	0	0	0	0
Dec 2	NYJ	W	p	1	1	0	0.0	0.0	0	0	0	0	0	0	0	1
Dec 6	Jax	W	p	1	1	0	0.0	0.0	0	0	0	0	0	0	0	0
Dec 16	@ NYG	W	p	2	2	0	0.0	0.0	0	0	0	0	0	0	0	0
Dec 22	Was	W	S	6	3	3	0.0	0.0	1	1	0	0	0	0	0	0
Dec 30	Ind	L	S	4	3	1	0.0	0.0	0	0	0	0	0	0	0	0
<b>Totals</b>			<b>9-7</b>	<b>16/2</b>	<b>21</b>	<b>15</b>	<b>6</b>	<b>0.0</b>	<b>0.0</b>	<b>1</b>	<b>1</b>	<b>0</b>	<b>0</b>	<b>0</b>	<b>0</b>	<b>6</b>

## LeSHAUN SIMS' NFL STATISTICS

### REGULAR SEASON

Year	Team	GP	GS	TACKLES				Yds	QBP	TFL	INTERCEPTIONS					FUMBLES			
				Tot	Solo	Asst	Sk				No	Yds	Lg	TD	PD	FF	FR	Yds	SpT
2016	Tennessee	13	2	18	17	1	0.0	0.0	0	1	1	0	0	0	6	0	0	0	6
2017	Tennessee	13	5	33	28	5	0.0	0.0	0	1	1	0	0	0	5	1	0	0	7
2018	Tennessee	16	2	21	15	6	0.0	0.0	1	1	0	0	0	0	0	0	0	0	6
<b>NFL Totals</b>		<b>42</b>	<b>9</b>	<b>72</b>	<b>60</b>	<b>12</b>	<b>0.0</b>	<b>0.0</b>	<b>1</b>	<b>3</b>	<b>2</b>	<b>0</b>	<b>0</b>	<b>0</b>	<b>11</b>	<b>1</b>	<b>0</b>	<b>0</b>	<b>19</b>

### Single-Game Highs

Tackles - 6 (Twice, last vs. Washington 12/22/18)  
 Interceptions - 1 (Twice, last vs. Houston 12/3/17)  
 Passes Defensed - 2 (Three times, last vs. Seattle 9/24/17)  
 Forced Fumble - 1 at Jacksonville (9/17/17)  
 Special Teams Tackles - 2 (Twice, last vs. Baltimore (10/16/17)

### Additional Career Statistics

Special Teams Fumble Recovery - 2 (1 vs. Jacksonville, 10/27/16; 1 vs. Green Bay 11/13/16)



# 81 JONNU SMITH

TIGHT END • 6'3" • 248 LBS • COLLEGE: FLORIDA INTERNATIONAL  
ACQUIRED: 3RD ROUND - 2017 • NFL EXPERIENCE (NFL/TITANS): 2/2  
HOMETOWN: OCALA, FLA.  
GAMES PLAYED/GAMES STARTED: 29/25 (PLAYOFFS: 2/1)



**PRO:** The Titans selected Jonnu Smith in the third round (100th overall) of the 2017 NFL Draft. The 6-foot-3-inch, 248-pound tight end participated in every game as a rookie and ranked fifth among rookie tight ends in receptions (18). Smith was a prolific passer catcher in his four seasons at Florida International. Smith concluded his career as FIU's all-time leader for tight ends in receptions and receiving yards and his 18 career receiving touchdowns ranked third in the school's record books. Smith possesses the ability to flash after the catch and has the speed to attack all three levels of the field. He is also known for his strength and willingness to block in the run game.

#### CAREER HIGHLIGHTS:

- During the 2017 regular season, Smith was one of three rookie tight ends to appear in all 16 games (Gerald Everett and David Njoku) and one of two rookie tight ends with at least 13 starts (O.J. Howard). His 18 receptions, which resulted in 157 yards and two touchdowns, ranked fifth among all rookie tight ends.
- Smith finished his career as Florida International's all-time leader for tight ends in receptions and receiving yards. Smith ended his career ranking fourth on the school's career receptions list and fifth on the program's receiving yardage list. His 18 career receiving touchdowns rank third in school annals.
- As a sophomore (2014), led all college tight ends with 61 receptions, 710 receiving yards and eight touchdown catches.

#### TITANS TIDBITS:

- Smith credits his mother, Karen, for his successes. Jonnu's father passed away as a result of a tow truck accident when he was four years old and his mother raised all six children by herself. "My mother is my rock. It was tough, but we always got what we needed—not necessarily what we wanted all the time—but what we needed. She was so strong all the time."
- Smith endured a lot of challenges as a youngster in Philadelphia and after his brother was arrested and one of his friends was killed on the streets, a decision needed to be made. His family didn't have the financial means to just uproot, so for his own safety Jonnu moved in with his mother's sister and brother-in-law, Darla and Mike Kirkland, in Ocala, Fla. He started playing high school football and even though he was far from a touted recruit, he earned a scholarship to Florida International where his play took off.
- Smith's best friend Willie "Quasim" Jefferson tragically died from a gun shot in October 2016. Jonnu gave his son the middle name Quasim in honor of him.

#### CAREER TRANSACTIONS:

- The Philadelphia, Pa., native was selected by the Titans in the third round (100th overall) of the 2017 NFL Draft.

#### SEASON RECAPS:

**2018 (13/12):** Played in 13 games with 12 starts at tight end and snared 20 receptions for 258 yards. Finished second on the team with three receiving touchdowns. Placed on injured reserve on Dec. 11, 2018 and missed the final three games. Led the team in receptions once in 2018 (at IND). Tied for the team lead in receiving yards once in 2018 (at IND).

- At Miami (9/9), started at tight end and caught one pass for 12 yards. Extended the Titans' final scoring drive with a 12-yard catch on third-and-10 late in the fourth quarter.
- Against Houston (9/16), started at tight end.
- At Jacksonville (9/23), started at tight end and caught one pass for nine

yards.

- Against Philadelphia (9/30), started at tight end.
- At Buffalo (10/7), started at tight end.
- Against Baltimore (10/14), started at tight end and caught one pass for 12 yards.
- At Los Angeles Chargers in London (10/21), started at tight end and snared two passes for 11 yards.
- At Dallas (11/5), started at tight end and snared two receptions for 33 yards with a touchdown. Hauled in a 26-yard pass early in the third quarter. Gave the Titans a 21-14 lead with a seven-yard touchdown on a shovel pass in the third quarter.
- Against New England (11/11), started at tight end and collected three receptions for a career-best 45 yards with a touchdown. Gave the Titans an early 7-0 lead with a four-yard touchdown reception in the back of the end zone in the first quarter. Got the Titans' third scoring drive started with a 29-yard reception down the right sideline.
- At Indianapolis (11/18), started at tight end and led the team with a career-high six catches for a team-high-tying 44 receiving yards.
- At Houston (11/26), started at tight end and grabbed two receptions for 63 yards with a touchdown. Gave the Titans an early 10-0 lead with a 61-yard touchdown reception in the first quarter.
- Against N.Y. Jets (12/2), played as a reserve at tight end and caught two passes for 29 yards.
- Against Jacksonville (12/6), started at tight end and left the game midway through the second quarter with an injury.

**2017 (16/13, 2/1):** Played in all 16 games with 13 starts at tight end in his rookie campaign and snared 18 receptions for 157 yards with a pair of touchdowns. Saw action in both postseason contests with one start and grabbed three passes for 19 yards. Led or tied for the team lead in receptions twice (at MIA, vs. JAX). Registered his first career receiving touchdown at Jacksonville (9/17/17). Appeared in his first career NFL game and made his first career start against Oakland (9/10/17).

- Against Oakland (9/10), started at tight end in his NFL debut.
- At Jacksonville (9/17), started at tight end and snared two receptions for 30 yards, including his first career receiving touchdown. Gave the Titans a 30-3 lead with a 32-yard touchdown on a screen pass with 9:57 remaining in the fourth quarter.
- Against Seattle (9/24), started at tight end and caught a 24-yard touchdown pass. Helped block for Titans' ball carriers to collect 195 rushing yards on 35 carries (5.6 avg.). Increased the Titans lead to 23-14 with a 24-yard touchdown catch on a wheel route with 3:50 left to play in the third quarter.
- At Miami (10/8), started at tight end and led the team with five catches for 21 yards.
- Against Jacksonville (12/31), started at tight end and tied for the team lead with three receptions for 12 yards.
- At Kansas City (1/6), started at tight end and grabbed two receptions for 15 yards in his first career postseason game. Converted a critical third down with a 10-yard catch on third-and-two during the Titans' game-winning touchdown drive in the fourth quarter.
- At New England (1/13), played as a reserve at tight end and notched one catch for four yards before leaving the game late in the third quarter with an injury.

#### COLLEGE:

- In four seasons at Florida International (2013-16), Smith appeared in 43 career games and tallied 178 receptions for 2,001 yards with 18 touchdowns.

- As a senior (2016), started in 11 games for the Panthers and was a second team, All-Conference USA honoree. Caught 42 passes for 506 yards and four touchdowns. Became the fifth player in Florida International history to register over 2,000 yards receiving during a career (2,001 yards). Finished his career registering at least one reception in every game he played (43-straight – second-most in school history).
- As a junior (2015), started eight games for the Panthers and recorded 36 catches for 397 yards and four touchdowns. Finished fourth on the team in receptions, third in receiving yards and second in receiving touchdowns. Missed the final four games of the season due to injury.
- As a sophomore (2014), appeared and started in all 12 games for the Panthers and earned first team All-Conference USA honors. Led Florida International with 710 yards on 61 catches and eight touchdowns. Also led all tight ends nationally in touchdowns, receiving yards and receptions. Set the school record for tight ends in receiving yards, touchdowns and receptions and his eight receiving touchdowns broke the previous school season-best of seven set by T.Y. Hilton (2008, 2011) and Cory McKinney (2002). The 710 receiving yards ranked seventh all-time at FIU for a season and his 61 catches were tied for fourth in a single year.
- As a freshman (2013), started all 12 games as a true freshman and earned All-Conference USA honorable mention honors as well as a spot on the league's All-Freshmen team. Led all Florida International players with 39 receptions for 388 yards and was the only FIU receiver to have a catch in all 12 games. Either led or tied for the team-lead in receptions or receiving yards in eight of 12 games. Was the first true freshman to lead the team in receptions and receiving yards since T.Y. Hilton in 2008.
- Majored in liberal studies at Florida International.

#### PERSONAL:

- Has a son, Jaiyen.

- Attended West Port (Ocala, Fla.) High School and was named to the 2012 Ocala Star Banner All-County first team and the 2012 Florida Athletic Coaches Association All-District 7 Football team.
- As a senior, posted a team leading 34 catches for 517 yards and two touchdowns.
- As a junior, notched nine receptions for 101 yards and two touchdowns.
- Also competed in weightlifting, finishing second in the county in the 219-pound weight class.
- List of favorites: (movie) all the "Halloween" Michael Myers' films; (TV show) "Stranger Things"; (musician or band) Meek Mill; (food) chicken and shrimp alfredo; (guilty pleasure) Swedish fish; (sports team as a child) Philadelphia Eagles and (athlete as a child) LeBron James.
- Follow Smith on Twitter at @EasyMoney\_87.
- Follow Smith on Instagram at @jonnu-smith87.
- Born Jonnu Andre Smith on Aug. 22, 1995 in Philadelphia, Pa.

## JONNU SMITH'S GAME-BY-GAME

### 2017 Tennessee Titans

Date	Opp.	W/L	P/S	RECEIVING					
No	Yds	Avg	Lg	TD					
Sept 10	Oak	L	S	0	0	-	0	0	
Sept 17	@ Jax	W	S	2	30	15.0	32t	1	
Sept 24	Sea	W	S	1	24	24.0	24t	1	
Oct 1	@ Hou	L	S	0	0	-	0	0	
Oct 8	@ Mia	L	S	5	21	4.2	9	0	
Oct 16	Ind	W	p	1	10	10.0	10	0	
Oct 22	@ Cle	W	S	2	22	11.0	14	0	
Nov 5	Bal	W	S	0	0	-	0	0	
Nov 12	Cin	W	S	2	20	10.0	12	0	
Nov 16	@ Pit	L	p	0	0	-	0	0	
Nov 26	@ Ind	W	S	0	0	-	0	0	
Dec 3	Hou	W	S	0	0	-	0	0	
Dec 10	@ Ari	L	S	0	0	-	0	0	
Dec 17	@ SF	L	p	1	5	5.0	5	0	
Dec 24	LAR	L	S	1	13	13.0	13	0	
Dec 31	Jax	W	S	3	12	4.0	5	0	
<b>Totals</b>		<b>9-7</b>	<b>16/13</b>	<b>18</b>	<b>157</b>	<b>8.7</b>	<b>32t</b>	<b>2</b>	
<b>Playoffs</b>									
Jan 6	@ KC	W	S	2	15	7.5	10	0	
Jan 13	@ NE	L	p	1	4	4.0	4	0	
<b>Totals</b>		<b>1-1</b>	<b>2/1</b>	<b>3</b>	<b>19</b>	<b>6.3</b>	<b>10</b>	<b>0</b>	

### 2018 Tennessee Titans

Date	Opp.	W/L	P/S	RECEIVING					
No	Yds	Avg	Lg	TD					
Sept 9	@ Mia	L	S	1	12	12.0	12	0	
Sept 16	Hou	W	S	0	0	-	0	0	
Sept 23	@ Jax	W	S	1	9	9.0	9	0	
Sept 30	Phi	W	S	0	0	-	0	0	
Oct 7	@ Buf	L	S	0	0	-	0	0	
Oct 14	Bal	L	S	1	12	12.0	12	0	
Oct 21	@ LAC	L	S	2	11	5.5	8	0	
Nov 5	@ Dal	W	S	2	33	16.5	26	1	
Nov 11	NE	W	S	3	45	15.0	29	1	
Nov 18	@ Ind	L	S	6	44	7.3	9	0	
Nov 26	@ Hou	L	S	2	63	31.5	61t	1	
Dec 2	NYJ	W	p	2	29	14.5	18	0	
Dec 6	Jax	W	S	0	0	-	0	0	
Dec 16	@ NYG	Placed on injured reserve on Dec. 11, 2018							
Dec 22	Was								
Dec 30	Ind								
<b>Totals</b>		<b>7-6</b>	<b>13/12</b>	<b>20</b>	<b>258</b>	<b>12.9</b>	<b>61t</b>	<b>3</b>	

## JONNU SMITH'S NFL STATISTICS

### REGULAR SEASON

					RECEIVING				RUSHING				
Year	Team	GP	GS	No	Yds	Avg	Lg	TD	Att	Yds	Avg	Lg	TD
2017	Tennessee	16	13	18	157	8.7	32t	2	0	0	-	0	0
2018	Tennessee	13	12	20	258	12.9	61t	3	0	0	-	0	0
NFL Totals		29	25	38	415	10.9	61t	5	0	0	-	0	0

### PLAYOFFS

					RECEIVING				RUSHING				
Year	Team	GP	GS	No	Yds	Avg	Lg	TD	Att	Yds	Avg	Lg	TD
2017	Tennessee	2	1	3	19	6.3	10	0	0	0	-	0	0
NFL Totals		2	1	3	19	6.3	10	0	0	0	-	0	0

### Single-Game Highs

Receptions - **6 at Indianapolis (11/18/18)**  
 Receiving Yards - **63 at Houston (11/26/18)**  
 Long Reception - **61t at Houston (11/26/18)**  
 Touchdowns - **1 (Five times, last at Houston 11/26/18)**

### Playoff Single-Game Highs

Receptions - 2 at Kansas City (1/6/18)  
 Receiving Yards - 15 at Kansas City (1/6/18)  
 Long Reception - 10 at Kansas City (1/6/18)

### Additional Career Statistics

Misc. Tackles - 1 (2017), **1 (2018)**





# 67 QUINTON SPAIN

GUARD • 6'4" • 330 LBS • COLLEGE: WEST VIRGINIA

ACQUIRED: FREE AGENT - 2015 • NFL EXPERIENCE (NFL/TITANS): 4/4

HOMETOWN: PETERSBURG, VA.

GAMES PLAYED/GAMES STARTED: 50/48 (PLAYOFFS: 2/2)



**PRO:** Quinton Spain was one of two rookie free agents to make the Titans' 53-man roster out of training camp in 2015. After playing sparingly at the beginning of his rookie campaign, he started the final six games at left guard and became a full-time contributor in 2016-18 with 42 starts at left guard. The 6-foot-4-inch, 330-pounder has the versatility to play both guard and tackle on the pro level. The Petersburg, Va., native was a two-time All-Big 12 selection during his tenure at West Virginia University.

## CAREER HIGHLIGHTS:

- In 2017, Spain started a career-high 14 games and started his first two career postseason contests.
- In 2016, he made 13 starts at left guard and appeared in a career-high 14 games while blocking for the NFL's third-ranked rushing attack.
- Spain started the final six games of his 2015 rookie season at left guard.
- Spain recorded his first NFL start 11 games into his rookie season on Nov. 29, 2015 against the Oakland Raiders.
- He made his professional debut against Buffalo on Oct. 11, 2015.

## TITANS TIDBITS:

- Spain has hosted a Football Skills Camp the last three years in his hometown of Petersburg, Va. During his camp on July 1, 2017, Petersburg Mayor Sam Parham gave Spain a proclamation and officially declared it Quinton Spain Day.

## CAREER TRANSACTIONS:

- The Petersburg, Va., native was signed by the Titans as an undrafted free agent on May 11, 2015.

## SEASON RECAPS:

**2018 (15/15):** Started 15 games at left guard in his fourth season with the Titans. Was inactive for one contest.

- At Miami (9/9), started at left guard and was a member of an offensive front that did not allow a sack on 38 pass attempts.
- Against Houston (9/16), started at left guard.
- At Jacksonville (9/23), started at left guard and was a part of an offensive front that opened holes for Titans' rushers to gain 150 yards on the ground.
- Against Philadelphia (9/30), started at left guard and was a part of an offensive line that helped amass 397 total yards.
- At Buffalo (10/7), started at left guard.
- Against Baltimore (10/14), started at left guard before leaving the game in the third quarter with an injury.
- At Los Angeles Chargers in London (10/21), was inactive.
- At Dallas (11/5), started at left guard and helped the Titans' offense accumulate 340 total yards.
- Against New England (11/11), started at left guard and was a part of an offensive front that opened holes for Titans' rushers to gain 150 yards on the ground.
- At Indianapolis (11/18), started at left guard.
- At Houston (11/26), started at left guard.
- Against N.Y. Jets (12/2), started at left guard and played the first half.
- Against Jacksonville (12/6), started at left guard and helped open holes for Titans' ball carriers to gain 264 yards on the ground, including a franchise-best 238 rushing yards by Derrick Henry. Part of an offensive front that allowed just one sack for zero yards on 24 pass attempts.
- At N.Y. Giants (12/16), started at left guard and helped block for Titans' rushers to amass 215 yards, including a 170-yard performance by Derrick Henry.
- Against Washington (12/22), started at left guard.

- Against Indianapolis (12/30), started at left guard and was a member of an offensive front that did not allow a sack on 29 pass attempts. Left the contest late in the fourth quarter with an injury.

**2017 (14/14, 2/2):** Started 14 games and both postseason contests at left guard. Was inactive for two regular season games.

- Against Oakland (9/10), started at left guard and was a part of an offensive line that helped produce 350 total yards and allow just one sack on 41 pass attempts.
- At Jacksonville (9/17), started at left guard and opened holes for a rushing attack that amassed 179 yards on 36 carries (5.0 avg.). Member of a unit that allowed just one sack on 27 pass attempts.
- Against Seattle (9/24), started at left guard and helped block for Titans' ball carriers to collect 195 rushing yards on 35 carries (5.6 avg.). Member of an offensive front that did not allow a sack on 32 pass attempts.
- Against Indianapolis (10/16), started at left guard and was a member of an offensive front that helped produce 473 total yards and allow just one sack for one yard on 32 pass attempts.
- At Indianapolis (11/26), started at left guard and was a part of an offensive front that did not allow a sack on 25 pass attempts.
- Against Houston (12/3), started at left guard and helped open holes for Titans' ball carriers to gain 198 yards on 25 carries with two scores on the ground.
- At San Francisco (12/17), started at left guard and was a part of an offensive front that allowed just one sack on 33 pass attempts.
- Against Los Angeles Rams (12/24), started at left guard and was a member of an offensive line that allowed just one sack on 39 pass attempts.
- At Kansas City (1/6), started at left guard in his first career postseason game and helped open holes for Titans' ball carriers to gain 202 rushing yards on 31 carries (6.5 avg.).

**2016 (14/13):** Played in a career-high 14 games with 13 starts at left guard and was a part of an offensive front that blocked for the NFL's third-ranked rushing attack which averaged 136.7 rush yards per game. Was inactive for two contests (vs. JAX, at SD).

- At Detroit (9/18), started at left guard and blocked for an offense that amassed 363 total yards in a 16-15 comeback win.
- Against Oakland (9/25), started at left guard and was a part of an offensive line that helped produce 393 total yards and allow just one sack on 33 pass attempts.
- At Miami (10/9), started at left guard and was a member of an offensive front that opened holes for Titans' rushers to gain 235 yards on the ground and did not allow a sack on 29 pass attempts.
- Against Cleveland (10/16), started at left guard and blocked for an offense that compiled a season-high 407 total yards, including 137 rushing yards.
- Against Indianapolis (10/23), started at left guard before leaving the game early in the second quarter with an injury.
- Against Green Bay (11/13), saw limited action as a reserve tackle.
- At Chicago (11/27), started at left guard and was a member of an offensive front that did not allow a sack on 23 pass attempts. Blocked for Titans' ball carriers to gain 149 yards on the ground.
- Against Denver (12/11), started at left guard and was a part of an offensive line that opened holes for Titans' rushers to amass 180 rushing yards on 42 carries in a 13-10 victory over the Broncos.
- At Kansas City (12/18), started at left guard and helped pave the way for Titans' ball carriers to gain 148 yards on the ground. Member of an offensive front that allowed just one sack for zero yards on 33 pass attempts.

**2015 (7/6):** Played in seven games with six starts at left guard as a rookie. Was inactive for eight games and did not play in another contest. Made his first career NFL start at Oakland (11/29/15). Made his NFL debut as a reserve against Buffalo (10/11/15).

- Against Buffalo (10/11), played in his first career NFL game as a reserve at left guard when Taylor Lewan left the game briefly with an injury.
- Against Oakland (11/29), made his first career NFL start at left guard.
- Against Jacksonville (12/6), started at left guard and helped block for a Titans' offense that amassed 467 total yards.
- Against Houston (12/27), started at left guard. Moved to right tackle for one snap when Byron Bell left the game with an injury.

#### **COLLEGE:**

- Played in 50 career games with 38 starts at West Virginia and was a two-time All-Big 12 team honoree.
- As a senior (2014), started 12 games at left guard and was named All-Big 12 first team by ESPN.com, All-Big 12 second team by Associated Press and All-Big 12 honorable mention by the coaches. Was used on 1,084 plays, including 1,009 offensive plays. Helped pave the way for the offense to average 499.8 yards per game of total offense, 33.5 points per game, 182.8 rushing yards and 317.0 passing yards.
- As a junior (2013), named All-Big 12 Conference third team by Phil Steele and All-Big 12 Conference honorable mention by the coaches. Started all 12 games, the first four at left tackle and the final eight contests at left guard. Was used on 791 offensive plays, the second most on the offense.
- As a sophomore (2012), started all 13 games at left tackle. Also saw action at guard. Saw action in 967 of 998 offensive plays in 2012 and finished year No. 2 on the line with 57.5 knockdowns.
- As a redshirt freshman (2011), added depth at both tackle positions. Played in 13 games with one start and saw action on 266 plays. Only allowed one sack the entire season. Saw action in 30 or more plays in four games.
- As a freshman (2010), redshirted.

#### **PERSONAL:**

- Has a son, Kingston Lamar Spain.
- Attended Petersburg (Va.) High School and played in the U.S. Army All-American game.
- As a senior, scored four touchdowns as a fullback on goal line packages. Collected 103 tackles as a defensive tackle and forced seven fumbles and recovered five fumbles. Also recorded 23 tackles for loss, five sacks and had seven games with 10 or more tackles.
- Follow Spain on Twitter at @quinton\_spain.
- Follow Spain on Instagram at @mr.undrafted.
- Born Quinton Lamar Spain on Aug. 7, 1991 in Petersburg, Va.

## **QUINTON SPAIN'S NFL STATISTICS**

### **REGULAR SEASON**

Year	Team	GP	GS
2015	Tennessee	7	6
2016	Tennessee	14	13
2017	Tennessee	14	14
2018	Tennessee	15	15
<b>NFL Totals</b>		<b>50</b>	<b>48</b>

### **PLAYOFFS**

Year	Team	GP	GS
2017	Tennessee	2	2
<b>NFL Totals</b>		<b>2</b>	<b>2</b>

### **Starts Breakdown:**

2015 - LG 6; 2016 - LG 13; 2017 - LG 14 (Playoffs - LG 2);  
2018 - LG 15

### **Additional Statistics**

Misc. Tackles - 1 (2015), 1 (2017)



# 61 AARON STINNIE

GUARD • 6'3" • 312 LBS • COLLEGE: JAMES MADISON  
ACQUIRED: FREE AGENT - 2018 • NFL EXPERIENCE: ROOKIE  
HOMETOWN: CHARLOTTESVILLE, VA.  
GAMES PLAYED/GAMES STARTED: 1/0 (PLAYOFFS: 0/0)



**PRO:** The Titans signed Aaron Stinnie as a rookie free agent following the 2018 NFL Draft. The 6-foot-3-inch, 312-pounder played primarily at tackle collegiately but will work on the interior offensive front with the Titans. The Charlottesville, Va., native was a two-time, first-team All-CAA offensive lineman at James Madison where he also started 42 consecutive contests.

#### TITANS TIDBITS:

- Stinnie did not play organized football until his junior year of high school, focusing on basketball until that point.
- Stinnie was a defensive lineman in his first two seasons at James Madison before transitioning to the offensive line as a redshirt sophomore in 2015.
- His father, Phil, played forward for the Virginia Commonwealth University basketball team and finished seventh on the school's career scoring list.
- Stinnie went to the same high school, St. Anne's-Belfield School in Charlottesville, Va., as NFL players Chris and Kyle Long.

#### CAREER TRANSACTIONS:

- The Charlottesville, Va., native was signed by the Titans as an undrafted free agent on May 11, 2018.

#### SEASON RECAPS:

**2018 (1/0):** Played in one contest as a rookie. Was inactive for 14 games and did not play in another contest. Saw action in his first career NFL game at L.A. Chargers in London (10/21/18).

- At Miami (9/9), was inactive.
- Against Houston (9/16), dressed but did not play.
- At Jacksonville (9/23), was inactive.
- Against Philadelphia (9/30), was inactive.
- At Buffalo (10/7), was inactive.
- Against Baltimore (10/14), was inactive.
- At Los Angeles Chargers in London (10/21), made his NFL debut as a reserve on special teams.
- At Dallas (11/5), was inactive.
- Against New England (11/11), was inactive.
- At Indianapolis (11/18), was inactive.
- At Houston (11/26), was inactive.
- Against N.Y. Jets (12/2), was inactive.
- Against Jacksonville (12/6), was inactive.
- At N.Y. Giants (12/16), was inactive.
- Against Washington (12/22), was inactive.
- Against Indianapolis (12/30), was inactive.

#### COLLEGE:

- Appeared in 54 games with 42 starts over four seasons at James Madison. Started 42 consecutive games from 2015-17.
- As a senior (2017), started all 15 games at left tackle and was named team captain. Was part of an offensive line that helped James Madison lead the CAA and rank 15<sup>th</sup> nationally in scoring with 34.3 points per game. Helped the Dukes produce four games with 40+ points including a season-high 75 points against Norfolk State (9/16). Earned Associated Press first team All-America, STATS FCS first team All-American, first team All-CAA Offensive Lineman and JMU Offensive Lineman of the Year honors.
- As a junior (2016), started all 15 games at left tackle. Part of an offensive line that set James Madison and CAA single-season records in scoring with 700 points, rushing offense with 4,125 yards, total offense with 7,612 yards and first downs with 380. Earned HERO Sports FCS second team All-American, first team All-CAA Offensive Lineman and JMU Offensive

Lineman of the Year honors.

- As a sophomore (2015), started all 12 games and was part of an offensive line that ranked second nationally in FCS in scoring with 44.3 points per game and in total offense with 528.8 yards per game. The Dukes offense led the nation on third-down conversion percentage with 54 percent. Transitioned from defensive line to offensive line during spring practice.
- As a redshirt freshman (2014), saw action in 12 games as a defensive lineman and totaled 11 tackles, 1.5 sacks and one quarterback pressure.
- As a true freshman (2013), redshirted.
- Graduated from James Madison University in 2017 with a degree in kinesiology.

#### PERSONAL:

- Attended St. Anne's-Belfield (Va.) High School where he played organized football for only two seasons.
- Played on both sides of the ball and earned first team All-State VISAA Division 2 recognition on both offensive and defensive line his senior season.
- Was also named second team All-Central Virginia and second team All-ODFC as a defensive lineman.
- Also played basketball in high school.
- Son of Phil and Julia Stinnie.
- Follow Stinnie on Twitter and Instagram at @lil\_stinnie.
- Born Aaron Phillip Stinnie on Feb. 18, 1994 in Charlottesville, Va.

## AARON STINNIE'S NFL STATISTICS

### REGULAR SEASON

Year	Team	GP	GS
2018	Tennessee	1	0
NFL Totals		1	0





# 88 LUKE STOCKER

TIGHT END • 6'5" • 253 LBS • COLLEGE: TENNESSEE

ACQUIRED: FREE AGENT - 2017 • NFL EXPERIENCE (NFL/TITANS): 8/2

HOMETOWN: BEREA, KY.

GAMES PLAYED/GAMES STARTED: 99/69 (PLAYOFFS: 2/0)



**PRO:** The Titans signed Luke Stocker in December 2017 to add competition and depth to the tight end position. The 6-foot-5-inch, 253-pounder is a physical presence known for his blocking in the run game. The University of Tennessee product was selected by the Tampa Bay Buccaneers in the fourth round of the 2011 NFL Draft. Stocker appeared in 80 games with 56 starts in his seven seasons with the Buccaneers (2011-17) and recorded 52 receptions for 400 yards and three touchdowns.

### CAREER HIGHLIGHTS:

- In 2012, Stocker saw action in all 16 games for the only time of his career and posted career-highs with 16 receptions and 165 receiving yards.

### TITANS TIDBITS:

- Stocker played in the 2010 Music City Bowl and in the process set a Tennessee record for position players by competing in all 52 games of his collegiate career.
- He is an avid bass fisherman and has participated in several small, local fishing tournaments. His goal is to be on the professional circuit after his NFL playing career is finished.

### CAREER TRANSACTIONS:

- The Berea, Ky., native was originally selected by the Tampa Bay Buccaneers in the fourth round (104th overall) of the 2011 NFL Draft.
- Released by the Buccaneers on Nov. 28, 2017.
- Signed by the Titans as a free agent on Dec. 4, 2017.

### SEASON RECAPS:

**2018 (16/11 - Tennessee):** Played in all 16 games with 11 starts at tight end. Tied a career-best with 165 receiving yards on 15 catches with a career-high two touchdown catches. Rushed once for zero yards.

- At Miami (9/9), played as a reserve at tight end and snared two receptions for 37 yards. Hauled in a 31-yard reception from Marcus Mariota in the first quarter.
- Against Houston (9/16), started at tight end and snared two receptions for 15 yards. Kickstarted the Titans' initial scoring drive in the fourth quarter with an 11-yard reception along the sideline.
- At Jacksonville (9/23), started at tight end and snared one pass for 11 yards.
- Against Philadelphia (9/30), started at tight end.
- At Buffalo (10/7), started at tight end.
- Against Baltimore (10/14), started at tight end.
- At Los Angeles Chargers in London (10/21), started at tight end and caught two passes for 11 yards with a touchdown. Pulled the Titans to within a point with a one-yard touchdown grab on fourth-and-goal with 31 seconds left to play in the game.
- At Dallas (11/5), played as a reserve at tight end and caught one pass for five yards.
- Against New England (11/11), saw action as a reserve at tight end and helped open holes for Titans' ball carriers to gain 150 rushing yards.
- At Indianapolis (11/18), played as a reserve at tight end and collected two receptions for 16 yards.
- At Houston (11/26), started at tight end and caught one pass for 14 yards. Carried the ball once for no gain.
- Against N.Y. Jets (12/2), started at tight end.
- Against Jacksonville (12/6), played as a reserve at tight end and snagged one reception for seven yards.
- At N.Y. Giants (12/16), started at tight end and hauled in two catches for 27 yards. Helped block for Titans' rushers to amass 215 yards, including a 170-yard performance by Derrick Henry.

- Against Washington (12/22), started at tight end.
- Against Indianapolis (12/30), started at tight end and hauled in a 22-yard touchdown pass. Cut the Colts' lead to 24-17 with a 22-yard touchdown down the left sideline with 1:47 left to play in the third quarter.

**2017 (9/4 - Tampa Bay; 3/2, 2/0 - Tennessee):** Played in nine games with four starts as a member of the Buccaneers and registered three catches for 18 yards. Released by Tampa Bay on Nov. 28, 2017. Signed by the Titans on Dec. 4, 2017. Saw action in three games with two starts at tight end and grabbed one reception for 12 yards. Posted a special teams tackle. Was inactive for one game. Played as a reserve in his first two career postseason contests.

- At New Orleans (11/5), caught two passes for 13 yards, with an eight-yard touchdown catch as a member of the Buccaneers.
- At Arizona (12/10), was inactive in his first week with the Titans.
- At San Francisco (12/17), played as a reserve at tight end in his first game in a Titans uniform.
- Against Los Angeles Rams (12/24), started at tight end.
- Against Jacksonville (12/31), started at tight end and caught one pass for 12 yards. Notched a special teams tackle on coverage units.
- At Kansas City (1/6), played as a reserve at tight end and helped the team amass 202 rushing yards on 31 carries (6.5 avg.) in his first career postseason game.
- At New England (1/13), saw action as a reserve at tight end and on special teams.

**2016 (12/10 - Tampa Bay):** Played in 12 games with 10 starts and collected five receptions for 23 yards. Was inactive for four games.

- At San Francisco (10/23), started at tight end and assisted an offense totaling 513 total yards, tied for the fourth-most in a single game in team history, including 249 rushing yards, the fourth-most in a single game in franchise history.
- Against Oakland (10/30), caught two passes for eight yards.
- Against Chicago (11/13), caught one pass for 11 yards.

**2015 (14/13 - Tampa Bay):** Saw action in 14 games with 13 starts and notched nine receptions for 61 yards with a touchdown. Was inactive for two games.

- At Washington (10/25), started at tight end and tied a career-high with three receptions for 22 yards.
- At St. Louis (12/17), caught three passes for 29 yards and one touchdown. Recovered a key fumble near the goal line, keeping the Buccaneers offense on the field and proceeded to catch the three-yard scoring reception on the next play.

**2014 (13/7 - Tampa Bay):** Appeared in 13 games with seven starts and amassed seven receptions for 41 yards. Was inactive for three games.

- At Atlanta (9/18), finished with two catches for 15 yards.
- At Detroit (12/7), finished with one reception for four yards, two miscellaneous tackles and one forced fumble, which was recovered by Tampa Bay and led to a Buccaneers touchdown.
- Against Green Bay (12/21), started at tight end and tallied two receptions for eight yards.

**2013 (2/2 - Tampa Bay):** Started the first two games of the season. Was inactive for one contest before being placed on injured reserve on Sept. 23.

**2012 (16/11 - Tampa Bay):** Appeared in all 16 games with 11 starts and posted career-highs with 16 receptions and 165 yards with one touchdown.



- At Dallas (9/23), recorded his first NFL touchdown on a one-yard pass from Josh Freeman.
- Against New Orleans (10/21), notched a career-long 33-yard reception.
- At New Orleans (12/16), tallied three receptions for 23 yards.
- At Atlanta (12/30), posted three receptions for a career-high 50 yards.

**2011 (14/9 - Tampa Bay):** Played in 14 games with nine starts for the Buccaneers and posted 12 receptions for 92 yards. Was inactive for two games.

- At Minnesota (9/18), recorded his first career NFL reception for 17 yards.
- Against Atlanta (9/25), caught two passes for 33 yards.
- At Carolina (12/24), registered three catches for 14 yards.

#### **COLLEGE:**

- Started in 38 of 52 games played, including his last 38 games during his Tennessee career (2007-10) and recorded 85 receptions for 956 yards and eight touchdowns.
- Named team captain as a senior and finished the season by collecting 39 receptions for 417 yards to rank third on team in both categories, while adding two touchdowns.
- One of 10 players to start every 2010 game for Tennessee and only Volunteer with reception in every game, including 11 contests with multiple catches.
- Named 2010 Mackey Award Semifinalist (nation's top tight end), All-SEC second-team by Phil Steele and was selected to the 2011 Senior Bowl.
- As a junior, recorded 29 catches for 389 yards and finished second on the team with five touchdowns.
- Shared Tennessee's 2010 Fourth Quarter Award presented to players who compete with intangible values that provide foundation of UT Football Program: attitude, discipline, toughness, effort and team.
- Graduated with a degree in sport management and had begun work on second degree in recreation and leisure studies.

#### **PERSONAL:**

- He and his wife, Daine, have three children: son Liam and daughters Collins and Laurel.
- Attended Madison Southern High School (Berea, Ky.), where he was an honor student and three-year starter for head coach Doug Carter.
- Named two-time All-Conference and Class 3A All-District VII, 2006 Class of the Commonwealth and 2005 All-State. Played in Kentucky-Tennessee

All-Star Game.

- As a senior, caught 36 passes for 560 yards and five touchdowns on offense and also made 48 tackles on defensive line, including 21 tackles for loss and 14 sacks.
- Also a standout basketball player, averaging 17 points as junior forward, making All-District and All-Region.
- Was named Academic All-State in football and basketball.
- Follow Stocker on Twitter and on Instagram at @LukeStocker88.
- Born Lucas Aaron Stocker on July 17, 1988 in Berea, Ky.

# LUKE STOCKER'S GAME-BY-GAME

## 2011 Tampa Bay Buccaneers

		RECEIVING							
Date	Opp.	W/L	P/S	No	Yds	Avg	Lg	TD	
Sept 11	Det	L	S	0	0	-	0	0	
Sept 18	@ Min	W	S	1	17	17.0	17	0	
Sept 25	Atl	W	S	2	33	16.5	24	0	
Oct 3	Ind	W	S	2	9	4.5	5	0	
Oct 9	@ SF	L	IA						
Oct 16	NO	W	IA						
Oct 23	Chi	L	p	2	14	7.0	10	0	
Nov 6	@ NO	L	S	0	0	-	0	0	
Nov 13	Hou	L	S	0	0	-	0	0	
Nov 20	@ GB	L	p	1	1	1.0	1	0	
Nov 27	@ Ten	L	p	0	0	-	0	0	
Dec 4	Car	L	p	0	0	-	0	0	
Dec 11	@ Jax	L	S	0	0	-	0	0	
Dec 17	Dal	L	S	1	4	4.0	4	0	
Dec 24	@ Car	L	S	3	14	4.7	9	0	
Jan 1	@ Atl	L	p	0	0	-	0	0	
<b>Totals</b>		<b>4-12</b>	<b>14/9</b>	<b>12</b>	<b>92</b>	<b>7.7</b>	<b>24</b>	<b>0</b>	

## 2012 Tampa Bay Buccaneers

		RECEIVING							
Date	Opp.	W/L	P/S	No	Yds	Avg	Lg	TD	
Sept 9	Car	W	S	0	0	-	0	0	
Sept 16	@ NYG	L	S	0	0	-	0	0	
Sept 23	@ Dal	L	p	1	1	1.0	1t	1	
Sept 30	Was	L	S	1	5	5.0	5	0	
Oct 14	KC	W	p	0	0	-	0	0	
Oct 21	NO	L	p	1	33	33.0	33	0	
Oct 25	@ Min	W	S	0	0	-	0	0	
Nov 4	@ Oak	W	p	1	2	2.0	2	0	
Nov 11	SD	W	p	1	11	11.0	11	0	
Nov 18	@ Car	W	S	0	0	-	0	0	
Nov 25	Atl	L	S	1	5	5.0	5	0	
Dec 2	@ Den	L	S	2	19	9.5	11	0	
Dec 9	Phi	L	S	0	0	-	0	0	
Dec 16	@ NO	L	S	3	23	7.7	15	0	
Dec 23	StL	L	S	2	16	8.0	10	0	
Dec 30	@ Atl	W	S	3	50	16.7	26	0	
<b>Totals</b>		<b>7-9</b>	<b>16/11</b>	<b>16</b>	<b>165</b>	<b>10.3</b>	<b>33</b>	<b>1</b>	

## 2013 Tampa Bay Buccaneers

		RECEIVING							
Date	Opp.	W/L	P/S	No	Yds	Avg	Lg	TD	
Sept 8	@ NYJ	L	S	0	0	-	0	0	
Sept 15	NO	L	S	0	0	-	0	0	
Sept 22	@ NE	L	IA						
Sept 29	Ari	L	Placed on injured reserve on Sept. 23, 2017						
<b>Totals</b>		<b>0-4</b>	<b>2/2</b>	<b>0</b>	<b>0</b>	<b>0.0</b>	<b>0</b>	<b>0</b>	

## 2014 Tampa Bay Buccaneers

		RECEIVING							
Date	Opp.	W/L	P/S	No	Yds	Avg	Lg	TD	
Sept 7	Car	L	p	1	8	8.0	8	0	
Sept 14	StL	L	S	0	0	-	0	0	
Sept 21	@ Atl	L	S	2	15	7.5	11	0	
Sept 28	@ Pit	W	p	0	0	-	0	0	
Oct 5	@ NO	L	p	0	0	-	0	0	
Oct 19	Bal	L	p	0	0	-	0	0	
Oct 27	Min	L	S	0	0	-	0	0	
Nov 2	@ Cle	L	p	0	0	-	0	0	
Nov 9	Atl	L	IA						
Nov 16	@ Was	W	IA						
Nov 23	@ Chi	L	p	1	6	6.0	6	0	
Nov 27	Cin	L	IA						
Dec 7	@ Det	L	S	1	4	4.0	4	0	
Dec 14	@ Car	L	S	0	0	-	0	0	
Dec 21	GB	L	S	2	8	4.0	8	0	
Dec 28	NO	L	S	0	0	-	0	0	
<b>Totals</b>		<b>2-14</b>	<b>13/7</b>	<b>7</b>	<b>41</b>	<b>5.9</b>	<b>11</b>	<b>0</b>	

## 2015 Tampa Bay Buccaneers

		RECEIVING							
Date	Opp.	W/L	P/S	No	Yds	Avg	Lg	TD	
Sept 13	Ten	L	S	0	0	-	0	0	
Sept 20	@ NO	W	S	0	0	-	0	0	
Sept 27	@ Hou	L	p	0	0	-	0	0	
Oct 4	Car	L	IA						
Oct 11	Jax	W	IA						
Oct 25	@ Was	L	S	3	22	7.3	11	0	
Nov 1	@ Atl	W	S	0	0	-	0	0	
Nov 8	NYG	L	S	0	0	-	0	0	
Nov 15	Dal	W	S	0	0	-	0	0	
Nov 22	@ Phi	W	S	0	0	-	0	0	
Nov 29	@ Ind	L	S	0	0	-	0	0	
Dec 6	Atl	W	S	1	4	4.0	4	0	
Dec 13	NO	L	S	0	0	-	0	0	
Dec 17	@ StL	L	S	3	25	8.3	14	1	
Dec 27	Chi	L	S	1	7	7.0	7	0	
Jan 3	@ Car	L	S	1	3	3.0	3	0	
<b>Totals</b>		<b>6-10</b>	<b>14/13</b>	<b>9</b>	<b>61</b>	<b>6.8</b>	<b>14</b>	<b>1</b>	

## LUKE STOCKER'S GAME-BY-GAME

### 2016 Tampa Bay Buccaneers

2016 Tampa Bay Buccaneers					RECEIVING				
Date	Opp.	W/L	P/S	No	Yds	Avg	Lg	TD	
Sept 11	@ Atl	W	S	0	0	-	0	0	
Sept 18	@ Ari	L	S	0	0	-	0	0	
Sept 25	LAR	L	IA						
Oct 2	Den	L	IA						
Oct 10	@ Car	W	IA						
Oct 23	@ SF	W	S	0	0	-	0	0	
Oct 30	Oak	L	S	2	8	4.0	10	0	
Nov 3	Atl	L	S	0	0	-	0	0	
Nov 13	Chi	W	S	1	11	11.0	11	0	
Nov 20	@ KC	W	S	0	0	-	0	0	
Nov 27	Sea	W	S	1	3	3.0	3	0	
Dec 4	@ SD	W	S	0	0	-	0	0	
Dec 11	NO	W	IA						
Dec 18	@ Dal	L	S	0	0	-	0	0	
Dec 24	@ NO	L	S	0	0	-	0	0	
Jan 1	Car	W	S	1	1	1.0	1	0	
Totals		9-7	12/10	5	23	4.6	11	0	

### 2017 Tampa Bay Buccaneers/Tennessee Titans

2017 Tampa Bay Buccaneers/Tennessee Titans				RECEIVING				
Date	Opp.	W/L	P/S	No	Yds	Avg	Lg	TD
Sept 17	Chi	W	S	0	0	-	0	0
Sept 24	@ Min	L	p	0	0	-	0	0
Oct 1	NYG	W	S	0	0	-	0	0
Oct 5	NE	L	p	0	0	-	0	0
Oct 15	@ Ari	L	p	1	5	5.0	5	0
Oct 22	@ Buf	L	p	0	0	-	0	0
Oct 29	Car	L	p	0	0	-	0	0
Nov 5	@ NO	L	S	2	13	6.5	8t	1
Nov 12	NYJ	W	S	0	0	-	0	0
Nov 19	@ Mia	W	IA					

Nov 26 @ Atl L IA

Released by the Buccaneers on Nov. 28, 2017

Dec 10	@ Ari	L	IA					
Dec 17	@ SF	L	p	0	0	-	0	0
Dec 24	LAR	L	S	0	0	-	0	0
Dec 31	Jax	W	S	1	12	12.0	12	0
<b>Totals</b>		<b>4-9</b>	<b>12/6</b>	<b>4</b>	<b>30</b>	<b>7.5</b>	<b>12</b>	<b>1</b>
<b>Playoffs</b>								
Jan 6	@ KC	W	p	0	0	-	0	0
Jan 13	@ NE	L	p	0	0	-	0	0
<b>Totals</b>		<b>1-1</b>	<b>2/0</b>	<b>0</b>	<b>0</b>	<b>0.0</b>	<b>0</b>	<b>0</b>

### 2018 Tennessee Titans

2018 Tennessee Titans					RECEIVING				
Date		Opp.	W/L	P/S	No	Yds	Avg	Lg	TD
Sept 9	@	Mia	L	p	2	37	18.5	31	0
Sept 16		Hou	W	S	2	15	7.5	11	0
Sept 23	@	Jax	W	S	1	11	11.0	11	0
Sept 30		Phi	W	S	0	0	-	0	0
Oct 7	@	Buf	L	S	0	0	-	0	0
Oct 14		Bal	L	S	0	0	-	0	0
Oct 21	@	LAC	L	S	2	11	5.5	10	1
Nov 5	@	Dal	W	p	1	5	5.0	5	0
Nov 11		NE	W	p	0	0	-	0	0
Nov 18	@	Ind	L	p	2	16	8.0	11	0
Nov 26	@	Hou	L	S	1	14	14.0	14	0
Dec 2		NYJ	W	S	0	0	-	0	0
Dec 6		Jax	W	p	1	7	7.0	7	0
Dec 16	@	NYG	W	S	2	27	13.5	15	0
Dec 22		Was	W	S	0	0	-	0	0
Dec 30		Ind	L	S	1	22	22.0	22t	1
Totals			9-7	16/11	15	165	11.0	31	2

## LUKE STOCKER'S NFL STATISTICS

### REGULAR SEASON

REGULAR SEASON				RECEIVING					RUSHING				
Year	Team	GP	GS	No	Yds	Avg	Lg	TD	Att	Yds	Avg	Lg	TD
2011	Tampa Bay	14	9	12	92	7.7	24	0	0	0	-	0	0
2012	Tampa Bay	16	11	16	165	10.3	33	1	0	0	-	0	0
2013	Tampa Bay	2	2	0	0	-	0	0	0	0	-	0	0
2014	Tampa Bay	13	7	7	41	5.9	11	0	0	0	-	0	0
2015	Tampa Bay	14	13	9	61	6.8	14	1	0	0	-	0	0
2016	Tampa Bay	12	10	5	23	4.6	11	0	0	0	-	0	0
2017	TB/Tenn.	12	6	4	30	7.5	12	1	0	0	-	0	0
2018	Tennessee	16	11	15	165	11.0	31	2	1	0	0.0	0	0
NFL Totals		99	69	68	577	8.5	33	5	1	0	0.0	0	0

### PLAYOFFS

PLAYOFFS				RECEIVING					RUSHING				
Year	Team	GP	GS	No	Yds	Avg	Lg	TD	Att	Yds	Avg	Lg	TD
2017	Tennessee	2	0	0	0	-	0	0	0	0	-	0	0
NFL Totals		2	0	0	0	-	0	0	0	0	-	0	0

### Single-Game Highs

Receptions - 3 (Four times, last at St. Louis 12/17/15)  
 Receiving Yards - 50 at Atlanta (12/30/12)  
 Long Reception - 33 vs. New Orleans (10/21/12)  
 Touchdowns - **1 (Five times, last vs. Indianapolis 12/30/18)**

### Additional Statistics

Special Teams Tackles - 1 (2011), 1 (2014), 1 (2017)  
 Tackles - 1 (2011), 1 (2012), 3 (2014), 1 (2015), 1 (2017), **1 (2018)**  
 Special Teams Forced Fumble - 1 (2014)  
 Fumble Recoveries - 1 (2015)



# 4 RYAN SUCCOP

KICKER • 6'2" • 218 LBS • COLLEGE: SOUTH CAROLINA

ACQUIRED: FREE AGENT - 2014 • NFL EXPERIENCE (NFL/TITANS): 10/5

HOMETOWN: HICKORY, N.C.

GAMES PLAYED/GAMES STARTED: 160/0 (PLAYOFFS: 4/0)



**PRO:** A powerful right-footed kicker in his 10th NFL campaign, Ryan Succop joined the Titans prior to the start of the 2014 regular season. Succop arrived in Tennessee after five seasons with the Kansas City Chiefs, where he posted four 100-plus point seasons and connected on 81 percent of his field goal attempts. In his first four seasons (2014-17) with the Titans, the University of South Carolina product made good on 86.5 percent of his field goals. The 6-foot-2-inch, 218-pounder set an NFL record by connecting on 56 consecutive successful field goals from inside 50 yards from 2014-17. His 91.7 percent success rate in 2016 qualified as the third-highest in Titans franchise history.

## CAREER HIGHLIGHTS:

- Set an NFL record by connecting on 56 consecutive successful field goals from inside 50 yards (2014-17).
- Since arriving in Tennessee, Succop has made 86.6 percent (116 of 134) of his field goals, which ranks first in franchise history.
- In 2017, Succop posted career-highs with 136 points and 35 field goals. He was named AFC Special Teams Player of the Month for September after leading the NFL with 38 points and 10 field goals.
- In 2016, Succop's 91.7 percent field goal rate (22 of 24) was the best single-season performance of his career and the third-best percentage in franchise history (92.3 by Rob Bironas in 2010 and 92.3 by Al Del Greco in 1998). Succop's percentage ranked third in the NFL in 2016 behind only Justin Tucker (97.4) and Matt Bryant (91.9).
- At Kansas City on Dec. 18, 2016, he became the first kicker in NFL history to defeat his former team by converting a game-winning, come-from-behind field goal of 50 or more yards (53) as time expired. It tied for the second-longest game-winning field goal in franchise history.
- In 2015, Succop set a then-career-best by connecting on 87.5 percent of his kicks (14 of 16 field goals) and recording 43 touchbacks, the second-most of his career.
- In 2014, Succop played in all 16 games in his first season with the Titans and connected on a then career-high 86.4 percent of his field goals. He converted 19 of 22 field goals and all 27 extra point attempts for 84 points.
- Succop has appeared in two postseason contests, making all three field goals attempted and all six extra points for 15 points.
- In 2013, posted 118 points, setting a new single-season career-high for points, passing his old mark of 104 set in his rookie season in 2009.
- Set a Chiefs franchise record for most points in a postseason game, accounting for 14 points in the Chiefs 2013 AFC Wild Card Game at Indianapolis (1/4/14).
- In 2009, Succop converted 86.2 percent of his field goals (25 of 29), tying as the highest make percentage by a rookie since the AFL-NFL merger (min. 20 attempts). He also led all NFL rookies with 104 points.
- Succop was named All-Rookie from Pro Football Weekly/PFWA and was voted the Chiefs' 2009 Mack Lee Hill Award winner by his peers for his rookie success.
- Succop set a career high and a Chiefs franchise single-game record by converting all six field goals he attempted at New Orleans (9/23/12).

## TITANS TIDBITS:

- Succop was given the title "Mr. Irrelevant" after being selected with the final pick (256th overall) of the 2009 NFL Draft.
- Succop is an avid golfer that sports a +2.2 handicap. He has played prestigious golf courses like Pine Valley, Silverleaf and Pinehurst.
- Succop caddied for his friend, Wesley Bryan, at the 2016 Nashville Golf Open, a Web.com event at Nashville Golf & Athletic Club. Succop and

Bryan went to school together at the University of South Carolina,

- Succop registered 104 career goals and was a four-time all-conference and two-time all-state soccer selection at Hickory (N.C.) High School.
- Succop handled both the kicking and punting duties during his sophomore and junior seasons at South Carolina.

## CAREER TRANSACTIONS:

- The Hickory, N.C., native was originally selected by the Kansas City Chiefs in the seventh round (256th overall) of the 2009 NFL Draft.
- Released by the Chiefs on Aug. 30, 2014.
- Signed by the Titans as a free agent on Sept. 2, 2014.

## SEASON RECAPS:

**2018 (16/0 - Tennessee):** Played in all 16 games for the 10th consecutive season. Made good on 26 of 30 field goals and connected on 28 of 31 extra point chances. Reached 100 points for the seventh time in his career and for the third consecutive year. Holds the franchise record with a 86.6 field goal percentage. Has made nine career game-winning field goals, including two in 2018 (vs. HOU, at JAX). Became the seventh player in franchise history with 400 career points at Miami (9/9/18). Played in his 150th regular season game against Baltimore (10/14/18). Became the 11th active NFL player to reach 1,000 career points against Jacksonville (12/6/18).

- At Miami (9/9), connected on both field goals and both extra point chances. Gave the Titans an early 3-0 lead with a 47-yard field goal in the first quarter. Cut the Dolphins' lead to 27-20 with a 53-yard field goal late in the final period. Became the seventh player in franchise history with 400 career points on an extra point in the fourth quarter.
- Against Houston (9/16), made good on both field goal attempts (42, 31) and both extra point chances. Evened the score at 14-14 with a 42-yard field goal in the fourth quarter. Connected on his eighth career game-winning field goal with a 31-yarder with 1:00 left to play in the fourth quarter.
- At Jacksonville (9/23), connected on three of four field goals (39, 36, 28), including his ninth career game-winning kick. Gave the Titans a 3-0 lead with a 39-yard field goal in the first quarter. Made the score 6-3 with a 36-yard field goal early in the third quarter. Connected on his ninth career game-winning kick with a 28-yard field goal with 4:06 left to play in the game.
- Against Philadelphia (9/30), made good on both field goals (42, 33) and both extra point chances. Gave the Titans an early 3-0 lead with a 42-yard field goal with 11:22 left to play in the first quarter. Cut the Eagles' lead to 17-13 with a 33-yard field goal early in the fourth quarter.
- At Buffalo (10/7), connected on all four field goals (25, 54, 39, 50). Got the Titans on the scoreboard with a 25-yard field goal late in the first quarter. With his 25-yard field goal he reached 100 successful field goals with the Titans thus qualifying him for team records and making him the most accurate kicker in franchise history. Tied a career-high with a 54-yard field goal as time expired in the first half. Cut the Bills lead to 10-9 with a 39-yard field goal early in the fourth quarter. Gave the Titans a 12-10 lead with a 50-yard field goal with 4:43 left to play in the fourth quarter.
- Against Baltimore (10/14), saw action in his 150th career regular season contest.
- At Los Angeles Chargers in London (10/21), connected on two of three field goals (28, 33). Made good on his lone extra point chance. Nailed a 28-yard field goal to give the Titans an early 3-0 lead in the first quarter. Cut the Chargers lead to 10-6 with a 33-yard field goal in the second quarter.
- At Dallas (11/5), nailed all four extra point opportunities. Missed his lone field goal attempt from 28 yards out. Increased his total to 452 total points as a member of the Titans, passing Eddie George (450) for fifth place on



the franchise's all-time scoring list.

- Against New England (11/11), made good on both field goals (33, 31) and all four extra point chances. Gave the Titans a 17-3 advantage with a 33-yard field goal late in the first quarter. Increased the Titans lead to 27-10 with a 31-yard field goal in the third quarter.
- At Indianapolis (11/18), connected on his lone field goal (42) and extra point chance. Converted a 42-yard field goal as time expired in the first half.
- At Houston (11/26), made good on his lone field goal (31) and a pair of extra point chances. Gave the Titans an early 3-0 lead with a 31-yard field goal with 11:47 remaining in the first quarter.
- Against N.Y. Jets (12/2), connected on both field goals (24, 33) and two of three extra point chances. Nailed a 24-yard field goal with 9:29 left to play in the fourth quarter. Cut the Jets' lead to 22-19 with a 33-yard field goal in the final stanza.
- Against Jacksonville (12/6), made good on his lone field goal (33) and three of four extra point chances. Gave the Titans' a 16-2 halftime lead with a 33-yard field goal with five seconds left to play in the first half. Became the 11th active NFL player to reach 1,000 career points.
- At N.Y. Giants (12/16), connected on one of two field goals (22) and both extra point chances on a rainy and windy day. Gave the Titans a commanding 17-0 lead with a 22-yard field goal in the fourth quarter.
- Against Washington (12/22), made good on both field goal attempts (42, 33) and one of two extra point chances. Cut the Redskins' lead to 10-9 with a 42-yard field goal as time expired in the first half. Cut the Titans' deficit to 13-12 with a 33-yard field goal on the first play of the fourth quarter. Reached 100 points for the seventh time in his career and for the third consecutive year.
- Against Indianapolis (12/30), connected on his lone field goal (38) and both extra point chances. On a 38-yard field goal, he became the fifth player in franchise history with 500 career points.

**2017 (16/0, 2/0 - Tennessee):** Saw action in all 16 games and collected a career-high 136 points and a career-best 35 field goals. The 136 points tied for the most in franchise history. The 35 field goals is the second-highest number of field goals in franchise history in a single season. Named AFC Special Teams Player of the Month for September after leading the NFL with 38 points and 10 field goals. Named AFC Special Teams Player of the Week after connecting on all five field goals (48, 32, 40, 48, 23) and all three extra point chances against Indianapolis (10/16/17). Set the NFL record with his 47th consecutive field goal made under 50 yards against Indianapolis (10/16/17). Made 56 consecutive successful field goals from inside 50 yards (2014-17), which is an NFL record. Passed former Titans running back Chris Johnson (350 career points) for eighth place on the franchise scoring list at Indianapolis (11/26/17). Tied for the team lead in special teams tackles once in 2017 (vs. OAK).

- Against Oakland (9/10), made three of four field goals (23, 26, 52) with a 52-yard miss. Connected on his lone extra point try. Tied for the team lead with a special teams tackle, his first tackle since 2013. Evened the score at 10-10 with a 23-yard field goal with 43 seconds left to play in the first half. Cut the Raiders' lead to 16-13 with a 26-yard field goal on the final play of the third quarter. Made good on a 52-yard field goal to cut the Raiders' lead to 23-16 with 4:49 left to play in the game. The kick extended his streak to 19 successful field goals of any distance before missing another attempt from 52 yards. The 19-kick streak tied for the fifth-longest streak in franchise history, only one off the club record of 20 (accomplished three times by Rob Bironas and once by Al Del Greco).
- At Jacksonville (9/17), connected on all three field goals (40, 41, 26) and all four extra point chances. Tied the score at 3-3 with a 40-yard field goal with 2:16 left to play in the first quarter. Gave the Titans a 6-3 halftime advantage with a 41-yard field goal as time expired in the second quarter. Gave the Titans a 9-3 lead with a 26-yard field goal early in the third quarter.
- Against Seattle (9/24), made good on all four field goals (24, 37, 47, 35) and all three extra point tries. Posted a career-high seven touchbacks. Gave the Titans a 3-0 lead with a 24-yard field goal early in the second quarter. Extended the Titans' lead to 6-0 with a 37-yard field goal with 5:51 left to play in the second quarter. Gave the Titans a 9-7 halftime lead with a 47-yard field goal as time expired in the second quarter. Gave the Titans a 33-20 lead with a 35-yard field goal with 10:00 left to play in the fourth quarter. His 10 field goals rank as the most by any player in franchise history in the first three weeks of a season, topping Al Del Greco's previous benchmark of eight field goals in the first three weeks of 1996.
- At Miami (10/8), made his lone field goal (45) and his only extra point chance. Cut the Dolphins' lead to 10-3 with a 45-yard field goal with 9:37

remaining in the second quarter. With the field goal, Succop registered his 46th consecutive made field goal on attempts under 50 yards, tying the NFL record set by Atlanta Falcons kicker Matt Bryant from 2013-2015.

- Against Indianapolis (10/16), was named AFC Special Teams Player of the Week after connecting on all five field goals (48, 32, 40, 48, 23) and all three extra point chances. Notched a special teams tackle on coverage units. Set the NFL record with his 47th consecutive field goal made under 50 yards when he nailed a 48-yard field goal with 11:15 left to play in the first quarter. Gave the Titans a 6-3 lead with a 32-yard field goal late in the first stanza. Cut the Colts' lead 10-9 with a 40-yard field goal with 4:10 left to play in the first half. Got the Titans to within 19-12 with a 48-yard field goal in the third quarter. Booted a 23-yard field goal with 4:35 left to play in the third quarter to cut the Indianapolis lead to 19-15.
- At Cleveland (10/22), connected on four of five field goals (43, 23, 46, 47), including the game-winner in overtime. Missed from 53 yards out. Gave the Titans a 3-0 lead with a 43-yard field goal with 8:38 left to play in the first quarter. Extended the Titans lead to 6-3 with a 23-yard field goal with 1:37 remaining in the first half. Increased the Titans lead to 9-6 with a 46-yard field goal on the second play of the fourth quarter. Gave the Titans a 12-9 overtime victory and connected on his seventh career game-winner with a 47-yard field goal with 1:55 left to play in the extra session.
- At Indianapolis (11/26), connected on both field goals (29, 45) and both extra point tries. Gave the Titans an early 3-0 lead with a 29-yard field goal with 7:54 left to play in the first quarter. With the kick, passed former Titans running back Chris Johnson (350 career points) for eighth place on the franchise scoring list. Extended the Titans lead to 6-0 with a 45-yard field goal late in the first quarter.
- At San Francisco (12/17), made good on all three field goal attempts (40, 31, 50) and both extra point chances. Cut the 49ers' lead to 6-3 with a 40-yard field goal with 14:06 left to play in the second quarter. Cut the San Francisco lead to 16-13 with a 31-yard field goal midway through the third stanza. Gave the Titans a 23-22 lead with a 50-yard field goal with 1:07 remaining in the game.
- Against Jacksonville (12/31), connected on all three field goals (25, 39, 38) and had his lone extra point blocked. Extended the Titans' lead to 9-3 with a 25-yard field goal with 1:21 left to play in the first half. Gave the Titans a 12-3 halftime lead with a 39-yard field goal as time expired in the second quarter. Increased the Titans lead to 15-3 with a 38-yard field goal midway through the third quarter.
- At Kansas City (1/6), made good on his lone field goal (49) and his only extra point attempt. Got the Titans on the scoreboard with a 49-yard field goal with 1:55 left to play in the first half.

**2016 (16/0 - Tennessee):** Connected on a career-best 91.7 percent of his field goals (22 of 24) and 39 of 41 extra points for 105 points. His 91.7 percent rate was third among all NFL kickers with at least 20 attempts and was the third-best percentage in franchise history. Recorded his fifth career season with at least 100 points and his first such season with the Titans. Tallied a career-best 58 touchbacks. Finished the 2016 campaign by making his last 16 field goal attempts.

- At Houston (10/2), made good on both field goals (48, 26) and both extra point attempts. Boomed four touchbacks on kickoffs. Cut the Texans' lead to 14-3 with a 48-yard field goal with 2:36 left to play in the first quarter. Evened the score at 20-20 with a 26-yard field goal midway through the third quarter.
- Against Indianapolis (10/23), connected on both field goals (48, 44) and two extra point chances. Gave the Titans a 23-20 lead with a 48-yard field goal with 6:02 left to play in the game. Cut the Colts' lead to 34-26 with a 44-yard field goal with 43 seconds left to play in the game. The two scores extended his streak to 25 consecutive made field goals on attempts inside 50 yards, which broke Al Del Greco's franchise record of 24 straight that was set from 1995-1996.
- Against Jacksonville (10/27), made good on all three field goals (32, 22, 33) and three of four extra point tries. Gave the Titans an early 3-0 lead with a 32-yard field goal with 3:31 left to play in the first quarter. Concluded the first half scoring with a 22-yard field goal as time expired to give the Titans a 27-0 halftime lead. Nailed a 33-yard field goal and increased the Titans lead to 36-8 with 12:32 left to play in the game.
- At San Diego (11/6), connected on all five extra point tries while booting six touchbacks on six kickoffs.
- Against Green Bay (11/13), made good on both field goals (51, 23) and all five extra point chances. Gave the Titans a 44-25 lead with a 51-yard field goal with 9:56 left to play in the fourth quarter. Increased the Titans lead to 47-25 with a 23-yard field goal with less than five minutes remaining in the game.

- At Chicago (11/27), made good on both field goals (19, 31) and all three extra point tries. Extended the Titans lead to 24-7 with a 19-yard field goal with 4:07 left to play in the third quarter. Increased the Titans lead to 27-7 with a 31-yard field goal with 13:45 left to play in the fourth quarter.
- Against Denver (12/11), appeared in his 125th career NFL game and connected on both field goals (53, 41) and his lone extra point attempt. Extended the Titans lead to 10-0 with a season-long 53-yard field goal with 5:48 left to play in the first quarter. Gave the Titans a 13-0 lead with a 41-yard field goal with 1:27 remaining in the first half.
- At Kansas City (12/18), made good on both field goals (39, 53), including his sixth career game-winning kick and his first as a member of the Titans. Cut the Chiefs' lead to 17-10 with a 39-yard field goal early in the fourth quarter. Gave the Titans a 19-17 victory with a 53-yard, game-winning field goal as time expired in the game. Succop's field goal tied for the second-longest game-winner in franchise history, equaling Rob Bironas' 53-yard effort at Houston on Nov. 23, 2009 and behind only Bironas' 60-yarder against Indianapolis on Dec. 3, 2006.

**2015 (16/0 - Tennessee):** Saw action in all 16 games and made 14 of 16 field goals and 29 of 31 extra point chances. Posted 43 touchbacks on kickoffs. Played in his 100th career regular season game against Buffalo (10/11/15). Connected on his 200th career extra point against Miami (10/18/15).

- Against Indianapolis (9/27), nailed both field goals (38, 21) and all three extra point chances. Booted six touchbacks on seven kickoffs, with the only other kickoff being a failed onside try. Nailed a 38-yard field goal to cut the Colts lead to 14-3 with 8:29 left to play in the second quarter. Extended the Titans lead to 27-14 with a 21-yard field goal with 3:04 left to play in the third quarter.
- Against Buffalo (10/11), played in his 100th career regular season game and made both field goals (21, 41) and his lone extra point chance. Gave the Titans a 3-0 advantage with a 21-yard field goal with 14:09 left to play in the second quarter. Increased the Titans' lead to 13-7 with a 41-yard field goal with 9:36 left to play in the fourth quarter.
- Against Miami (10/18), made good on his lone field goal (37) and connected on his 200th career extra point. Cut the Dolphins' lead to 7-3 with a 37-yard field goal with 5:28 left to play in the opening quarter.
- At Houston (11/1), made good on both field goal chances (35, 44). Gave the Titans a 3-0 lead with a 35-yard field goal with 9:05 remaining in the first quarter. Cut the Texans' lead to 10-6 with a 44-yard field goal midway through the third quarter.
- At New Orleans (11/8), connected on two of three field goals (51, 29) and both extra point tries. Cut the Saints' lead to 7-3 with a 51-yard field goal with 6:58 left to play in the first quarter. Nailed a 29-yard field goal with 7:17 left to play in the third quarter to cut the Saints' lead to 21-20.
- At Jacksonville (11/19), connected on two of three field goals (47, 49) while missing from 53 yards out. Made good on his lone extra point chance. Gave the Titans a 3-0 lead with a 47-yard field goal during the Titans' opening drive in the first quarter. Gave the Titans a 6-3 advantage with a 49-yard field goal with 10:58 remaining in the second quarter.
- Against Jacksonville (12/6), tied a career-high with six extra point connections.

**2014 (16/0 - Tennessee):** Played in all 16 games in his first season with the Titans and made good on a career-high 86.4 percent of his field goals. Connected on 19 of 22 field goals and all 27 extra point attempts for 84 points. Registered 31 touchbacks on 65 kickoffs.

- At Kansas City (9/7), made his Titans' debut and connected on all four field goals (36, 31, 46, 47) and both extra point chances against his former team. Booted four touchbacks on seven kickoffs. Gave the Titans a 10-3 halftime lead with a 36-yard field goal with seven seconds left to play in the second stanza. Connected on a 31-yard field goal in the third stanza. Extended the Titans' lead to 23-3 with a 46-yard field goal with 12:39 left to play in the fourth quarter. Concluded the scoring with a 47-yard field goal with 4:50 remaining in the game.
- Against Dallas (9/14), made good on his lone field goal attempt (47) and his only extra point chance. Nailed a 47-yard field goal with 10:57 left to play in the third quarter.
- Against Jacksonville (10/12), made good on all three field goal attempts (25, 21, 42) and his lone extra point chance. Cut the Jaguars' lead to 7-3 with a 25-yard field goal with 44 seconds left to play in the first quarter. Extended the Titans' lead to 13-7 with a 21-yard field goal midway through the third quarter. Gave the Titans a 16-7 advantage with a 42-yard field goal with 14:49 left to play in the fourth quarter.
- Against N.Y. Jets (12/14), made good on all three field goal attempts

(40, 33, 51). Gave the Titans an early 3-0 lead with a 40-yard field goal with 3:16 remaining in the first quarter. Extended the Titans' lead to 8-3 with a 33-yard field goal with 6:03 left to play in the third quarter. Nailed a season-long 51-yard field goal to give the Titans an 11-10 lead late in the third stanza.

- At Jacksonville (12/18), connected on both field goals (50, 23) and his lone extra point chance. Extended the Titans' lead to 10-0 with a 50-yard field goal with 3:46 left to play in the first half. Cut the Jaguars' lead to 21-13 with a 23-yard field goal with 6:06 left to play in the fourth quarter.

**2013 (16/0, 1/0 - Kansas City):** Appeared in all 16 games, making all 52 extra points and 22 of 28 field goals (78.6 percent) for a career-high 118 points.

- At Indianapolis (1/4), converted all three field goals and all five PATs for a Chiefs franchise single-game postseason record 14 points in an AFC Wild Card Game.

**2012 (16/0 - Kansas City):** Appeared in 16 contests, converting 28 of 34 field goals (82.4 percent) and all 17 extra points for 101 points and had two special teams tackles.

- At New Orleans (9/23), connected on six of six field goals and one PAT for 19 points, setting a new franchise single-game record for most field goals converted and setting a career high for most points in a single game.
- Against Oakland (10/28), made all three field goal attempts, including a season-long 52-yard attempt, and one PAT for 10 points.
- Against Denver (11/25), hit all three field goals for nine points and had two special teams stops.
- Against Carolina (12/2), converted both field goals, including one from 52 yards, and three PATs for nine points.

**2011 (16/0 - Kansas City):** Appeared in 16 games, connecting on 24 of 30 field goals and all 20 extra points for a team-high 92 points. Had a career-long streak of 22 consecutive field goals made starting against Minnesota (10/2) before having a kick blocked against Oakland (12/24). Had 31 touchbacks to rank 10th in the AFC and his 80 percent field goal percentage ranked 10th in the AFC.

- Against Minnesota (10/2), converted all five of his field goals and one PAT for a career-high 16 points and had five touchbacks to earn AFC Special Teams Player of the Week honors. Also converted a career-long 54-yard field goal, tied a Chiefs record with five made field goals and became the third Chiefs kicker to convert two 50-plus-yard field goals in one game.
- Against San Diego (10/31), made good on all three of his field goals, including a game-winning 30-yard effort in overtime.
- Against N.Y. Jets (12/11), connected on a 53-yard field goal.
- Against Green Bay (12/18), made all four field goals and one PAT for 13 points and had three touchbacks, earning AFC Special Teams Player of the Week honors for the second time during the season.

**2010 (16/0, 1/0 - Kansas City):** Played in 16 games as the club's kicker and converted 20 of 26 field goals and all 42 extra points for 102 points. Landed 52 of his 78 kickoffs inside the 10-yard line. Had two special teams tackles • Against Buffalo (10/31), nailed a game-winning 35-yard field goal as time expired in overtime.

- At St. Louis (12/19), tied a then career long with a 53-yard field goal.

**2009 (16/0 - Kansas City):** Handled place-kicking duties in all 16 games and connected on 25 of 29 field goals (86.2 percent) and all 29 of his extra points for a team-high 104 points. Landed 59 of his 75 kickoffs inside the 10-yard line with seven touchbacks. Also had one special teams tackle. Named the club's Mack Lee Hill Award winner, an honor bestowed on Kansas City's top rookie or first-year player. Earned All-Rookie honors from Pro Football Weekly/PFWA. Produced an 86.2 field goal percentage, tying as the highest make percentage by a rookie since the AFL-NFL merger (min. 20 attempts). His 86.2 field goal percentage ranked sixth in the AFC and 10th in the NFL. Was one of five kickers in the AFC and one of seven kickers in the NFL to not miss from inside 40 yards, going 17-17. Led all NFL rookies with 104 points and tied for 10th in the AFC with seven touchbacks. Ranked first in Chiefs history among rookies with 25 made field goals, while his 29 field goal attempts were third in team annals among rookies.

- At Baltimore (9/13), hit a 53-yard field goal and three PATs for six points in his first NFL game. His 53-yard field goal was the longest made field goal by a rookie kicker on his first regular season NFL attempt since Baltimore's

Steve Hauschka hit a 54-yard field goal at Houston (11/9/08).

- At Washington (10/18), hit a season-high four field goals (39, 46, 46 and 24 yards) for 12 points.
- Against Pittsburgh (11/22), hit a 22-yard game-winning field goal in overtime.
- At Denver (1/3), made all three of his field goals and five PATs for a season-best 14 points.

#### **COLLEGE:**

- Played in 50 games at South Carolina, hitting 49 of 69 field goals (71.0 percent) with a career long of 55 yards. Converted 104 of 106 PATs and racked up a total of 251 points, the second-highest total in school history.
- Spent his sophomore and junior seasons handling both the kicking and punting duties. Had 85 punts for 3,597 yards (42.3 gross, 34.9 net) with 21 kicks inside the 20 and three touchbacks. Had 69 touchbacks on 192 kickoffs.
- Played in 13 games his senior campaign in 2008, earning honorable mention All-Southeastern Conference honors. Connected on 20 of 30 field goals, leading the SEC in both makes and attempts. Converted all 30 of his PATs for 90 points. Had 25 touchbacks on kickoffs. Finished the season fourth in the SEC in field goal percentage (66.7 percent) and ninth in scoring (6.9 ppg).
- Appeared in 12 games as a kicker and punter as a junior in 2007 and converted 13 of 17 field goals and all 37 of his PATs for 76 points. Had 56 punts for 2,330 yards (41.6 gross, 34.4 net), landing 15 inside the 20. Named honorable mention All-SEC.
- Saw action in 13 contests his sophomore season in 2006. Earned second-team All-SEC honors and was a semi-finalist for the Lou Groza Award. Connected on 16 of 20 field goals and 37 of 39 PATs for a team-high 85 points. Had 29 punts for 1,267 yards (43.7 gross, 36.0 net) with six inside the 20 and three touchbacks. Had 29 touchbacks on kickoffs.

- Played in all 12 games as a true freshman in 2005. Missed his only two field goal attempts. Had 29 touchbacks on kickoffs.
- Majored in Finance and Real Estate at South Carolina.

#### **PERSONAL:**

- Married to Paige and the couple splits time between Nashville and Charleston, S.C.
- Was a four-time all-conference and two-time all-state selection at Hickory (N.C.) High School.
- Was a three-time conference Special Teams Player of the Year. Converted 12 of 14 field goals and all 42 of his PATs for 78 points while averaging 41 yards per punt and had 98.0 percent of his kickoffs go for touchbacks as a senior.
- Was a three-time all-state selection in soccer with 104 career goals.
- Last name is pronounced Suck-up.
- Follow Succop on Twitter at @ryansuccop.
- Born Ryan Barrow Succop on Sept. 19, 1986 in Hickory N.C.

# RYAN SUCCOP'S GAME-BY-GAME

## 2009 Kansas City Chiefs

Date	Opp	W/L	PAT		FG			1-19		20-29		30-39		40-49		50+		LG	Pts	Kick-by-Kick	Kickoffs			
			Ma	Att	Ma	Att	Pct	Ma	Att	Ma	Att	Ma	Att	Ma	Att	Ma	Att				No	InEZ	TB	PctTB
Sept 13	@ Bal	L	3	3	1	1	100.0	0	0	0	0	0	0	0	0	1	1	53	6	53	5	2	1	20.0
Sept 20	Oak	L	1	1	1	1	100.0	0	0	1	1	0	0	0	0	0	0	23	4	23	2	0	0	0.0
Sept 27	@ Phi	L	2	2	0	0	-	0	0	0	0	0	0	0	0	0	0	-	2		2	1	0	0.0
Oct 4	NYG	L	1	1	1	1	100.0	0	0	0	0	1	1	0	0	0	0	34	4	34	2	2	2	100.0
Oct 11	Dal	L	2	2	2	3	66.7	0	0	0	0	1	1	1	1	0	1	47	8	47, 38, 53b	5	1	0	0.0
Oct 18	@ Was	W	0	0	4	4	100.0	0	0	1	1	1	1	2	2	0	0	46	12	39, 46, 46, 24	5	2	0	0.0
Oct 25	SD	L	1	1	0	1	0.0	0	0	0	0	0	0	0	1	0	0	-	1	43n	2	2	0	0.0
Nov 8	@ Jax	L	1	1	2	3	66.7	0	0	1	1	0	0	1	1	0	1	45	7	45, 21, 56n	3	3	1	33.3
Nov 15	@ Oak	W	1	1	3	4	75.0	0	0	1	1	1	1	0	0	1	2	50	10	50, 25, 52n, 31	5	0	0	0.0
Nov 22	Pit	W	3	3	2	2	100.0	0	0	2	2	0	0	0	0	0	0	27	9	27, 22	6	4	2	33.3
Nov 29	@ SD	L	2	2	0	0	-	0	0	0	0	0	0	0	0	0	0	-	2		3	1	0	0.0
Dec 6	Den	L	1	1	2	2	100.0	0	0	1	1	0	0	1	1	0	0	47	7	22, 47	4	0	0	0.0
Dec 13	Buf	L	1	1	1	1	100.0	0	0	1	1	0	0	0	0	0	0	21	4	21	3	2	0	0.0
Dec 20	Cle	L	4	4	2	2	100.0	0	0	1	1	1	1	0	0	0	0	30	10	30, 27	7	3	0	0.0
Dec 27	@ Cin	L	1	1	1	1	100.0	0	0	0	0	1	1	0	0	0	0	30	4	30	3	1	0	0.0
Jan 3	@ Den	W	5	5	3	3	100.0	0	0	1	1	1	1	1	1	0	0	47	14	20, 36, 47	9	5	1	11.1
<b>Totals</b>		<b>4-12</b>	<b>29</b>	<b>29</b>	<b>25</b>	<b>29</b>	<b>86.2</b>	<b>0</b>	<b>0</b>	<b>10</b>	<b>10</b>	<b>7</b>	<b>7</b>	<b>6</b>	<b>7</b>	<b>2</b>	<b>5</b>	<b>53</b>	<b>104</b>		<b>66</b>	<b>29</b>	<b>7</b>	<b>10.6</b>

## 2010 Kansas City Chiefs

Date	Opp	W/L	PAT		FG			1-19		20-29		30-39		40-49		50+		LG	Pts	Kick-by-Kick	Kickoffs			
			Ma	Att	Ma	Att	Pct	Ma	Att	Ma	Att	Ma	Att	Ma	Att	Ma	Att				No	InEZ	TB	PctTB
Sept 13	SD	W	3	3	0	0	-	0	0	0	0	0	0	0	0	0	0	-	3		4	2	2	50.0
Sept 19	@ Cle	W	1	1	3	3	100.0	0	0	2	2	1	1	0	0	0	0	35	10	35, 26, 23	5	0	0	0.0
Sept 26	SF	W	4	4	1	2	50.0	0	0	0	0	1	2	0	0	0	0	32	7	38n, 32	5	1	1	20.0
Oct 10	@ Ind	L	0	0	3	4	75.0	0	0	0	0	1	1	2	2	0	1	45	9	45, 35, 43, 51n	3	2	0	0.0
Oct 17	@ Hou	L	4	4	1	1	100.0	0	0	1	1	0	0	0	0	0	0	24	7	24	6	3	1	16.7
Oct 24	Jax	W	6	6	0	0	-	0	0	0	0	0	0	0	0	0	0	-	6		7	0	0	0.0
Oct 31	Buf	W	1	1	2	3	66.7	0	0	1	1	1	2	0	0	0	0	35	7	28, 39n, 35	4	2	1	25.0
Nov 7	@ Oak	L	2	2	2	2	100.0	0	0	1	1	0	0	1	1	0	0	43	8	43, 25	5	2	0	0.0
Nov 14	@ Den	L	2	2	1	2	50.0	0	0	0	0	0	0	1	1	0	1	40	5	52n, 40	4	3	1	25.0
Nov 21	Ari	W	4	4	1	1	100.0	0	0	1	1	0	0	0	0	0	0	23	7	23	6	5	2	33.3
Nov 28	@ Sea	W	6	6	0	1	0.0	0	0	0	0	0	0	0	1	0	0	-	6	43b	7	0	0	0.0
Dec 5	Den	W	1	1	1	1	100.0	0	0	0	0	0	0	1	1	0	0	47	4	47	3	0	0	0.0
Dec 12	@ SD	L	0	0	0	0	-	0	0	0	0	0	0	0	0	0	0	-	0		1	1	0	0.0
Dec 19	@ StL	W	3	3	2	2	100.0	0	0	0	0	1	1	0	0	1	1	53	9	53, 38	6	4	0	0.0
Dec 26	Ten	W	4	4	2	3	66.7	0	0	0	0	1	1	1	2	0	0	42	10	35, 47n, 42	7	0	0	0.0
Jan 2	Oak	L	1	1	1	1	100.0	0	0	0	0	1	1	0	0	0	0	30	4	30	3	0	0	0.0
<b>Totals</b>		<b>10-6</b>	<b>42</b>	<b>42</b>	<b>20</b>	<b>26</b>	<b>76.9</b>	<b>0</b>	<b>0</b>	<b>6</b>	<b>6</b>	<b>7</b>	<b>9</b>	<b>6</b>	<b>8</b>	<b>1</b>	<b>3</b>	<b>53</b>	<b>102</b>		<b>76</b>	<b>25</b>	<b>8</b>	<b>10.5</b>
<b>Playoffs</b>																								
Jan 9	Bal	L	1	1	0	0	0.0	0	0	0	0	0	0	0	0	0	0	-	1		2	1	1	50.0
<b>Totals</b>		<b>0-1</b>	<b>1</b>	<b>1</b>	<b>0</b>	<b>0</b>	<b>0.0</b>	<b>0</b>	<b>0</b>	<b>0</b>	<b>0</b>	<b>0</b>	<b>0</b>	<b>0</b>	<b>0</b>	<b>0</b>	<b>0</b>	<b>-</b>	<b>1</b>		<b>2</b>	<b>1</b>	<b>1</b>	<b>50.0</b>

## 2011 Kansas City Chiefs

Date	Opp	W/L	PAT		FG			1-19		20-29		30-39		40-49		50+		LG	Pts	Kick-by-Kick	Kickoffs			
			Ma	Att	Ma	Att	Pct	Ma	Att	Ma	Att	Ma	Att	Ma	Att	Ma	Att				No	InEZ	TB	PctTB
Sept 11	Buf	L	1	1	0	1	0.0	0	0	0	0	0	0	0	1	0	0	-	1	49n	2	2	1	50.0
Sept 18	@ Det	L	0	0	1	2	50.0	0	0	0	0	1	1	0	1	0	0	33	3	33, 44n	2	2	2	100.0
Sept 25	@ SD	L	2	2	1	2	50.0	0	0	0	0	1	2	0	0	0	0	33	5	38n, 33	4	2	2	50.0
Oct 2	Min	W	1	1	5	5	100.0	0	0	2	2	0	0	1	1	2	2	54	16	40, 24, 51, 54, 22	6	6	4	66.7
Oct 9	@ Ind	W	0	0	0	0	-	0	0	0	0	0	0	0	0	0	0	-	0		5	4	4	80.0
Oct 23	@ Oak	W	4	4	0	0	-	0	0	0	0	0	0	0	0	0	0	-	4		5	4	4	80.0
Oct 31	SD	W	2	2	3	3	100.0	0	0	0	0	2	2	1	1	0	0	47	11	36, 47, 30	6	5	4	66.7
Nov 6	Mia	L	0	0	1	1	100.0	0	0	0	0	0	0	1	1	0	0	43	3	43	2	2	2	100.0
Nov 13	Den	L	1	1	1	1	100.0	0	0	0	0	1	1	0	0	0	0	32	4	32	2	2	2	100.0
Nov 21	@ NE	L	0	0	1	1	100.0	0	0	1	1	0	0	0	0	0	0	26	3	26	1	1	0	0.0
Nov 27	Pit	L	0	0	3	3	100.0	0	0	0	0	0	0	3	3	0	0	49	9	41, 49, 40	4	2	0	0.0
Dec 4	@ Chi	W	1	1	1	1	100.0	0	0	1	1	0	0	0	0	0	0	21	4	21	2	0	0	0.0
Dec 11	@ NYJ	L	1	1	1	1	100.0	0	0	0	0	0	0	0	0	1	1	53	4	53	2	1	0	0.0
Dec 18	GB	W	1	1	4	4	100.0	1	1	1	1	1	1	1	1	0	0	46	13	19, 32, 46, 20	6	5	3	50.0
Dec 24	Oak	L	1	1	2	4	50.0	0	0	2	2	0	0	0	2	0	0	23	7	23, 49b, 20, 49b	5	4	2	40.0
Jan 1	@ Den	W	1	1	0	1	0.0	0	0	0	0	0	0	0	1	0	0	-	1	44n	2	2	1	50.0
<b>Totals</b>		<b>7-9</b>	<b>20</b>	<b>20</b>	<b>24</b>	<b>30</b>	<b>80.0</b>	<b>1</b>	<b>1</b>	<b>7</b>	<b>7</b>	<b>6</b>	<b>7</b>	<b>7</b>	<b>12</b>	<b>3</b>	<b>3</b>	<b>54</b>	<b>92</b>		<b>56</b>	<b>44</b>	<b>31</b>	<b>55.4</b>



# RYAN SUCCOP'S GAME-BY-GAME CONT.

## 2012 Kansas City Chiefs

Date	Opp	W/L	PAT		FG			1-19		20-29		30-39		40-49		50+		LG	Pts	Kick-by-Kick	Kickoffs			
			Ma	Att	Ma	Att	Pct	Ma	Att	Ma	Att	Ma	Att	Ma	Att	Ma	Att				No	InEZ	TB	PctTB
Sept 9	Atl	L	3	3	1	2	50.0	0	0	0	0	1	1	0	1	0	0	39	6	39, 40n	5	5	2	40.0
Sept 16	@ Buf	L	2	2	1	1	100.0	0	0	0	0	1	1	0	0	0	0	33	5	33	4	3	3	75.0
Sept 23	@ NO	W	1	1	6	6	100.0	0	0	1	1	3	3	2	2	0	0	45	19	25, 45, 34, 38, 43, 31	7	6	2	28.6
Sept 30	SD	L	2	2	0	0	-	0	0	0	0	0	0	0	0	0	0	-	2		4	4	2	50.0
Oct 7	Bal	L	0	0	2	2	100.0	0	0	0	0	2	2	0	0	0	0	31	6	30, 31	3	3	1	33.3
Oct 14	@ TB	L	1	1	1	1	100.0	0	0	0	0	1	1	0	0	0	0	38	4	38	3	3	1	33.3
Oct 28	Oak	L	1	1	3	3	100.0	0	0	0	0	1	1	1	1	1	1	52	10	30, 42, 52	4	3	2	50.0
Nov 1	@ SD	L	1	1	2	3	66.7	0	0	0	0	0	1	2	2	0	0	49	7	49, 39n, 41	3	3	2	66.7
Nov 12	@ Pit	L	1	1	2	3	66.7	0	0	1	1	0	1	1	1	0	0	46	7	22, 33n, 46	3	2	1	33.3
Nov 18	Cin	L	0	0	2	2	100.0	0	0	0	0	2	2	0	0	0	0	34	6	34, 33	2	2	1	50.0
Nov 25	Den	L	0	0	3	3	100.0	0	0	1	1	1	1	1	1	0	0	49	9	34, 22, 49	4	4	2	50.0
Dec 2	Car	W	3	3	2	2	100.0	0	0	0	0	0	0	1	1	1	1	52	9	42, 52	5	4	3	60.0
Dec 9	@ Cle	L	1	1	0	1	0.0	0	0	0	1	0	0	0	0	0	0	-	1	27n	2	0	0	0.0
Dec 16	@ Oak	L	0	0	0	0	-	0	0	0	0	0	0	0	0	0	0	-	0		1	1	1	100.0
Dec 23	Ind	L	1	1	2	3	66.7	0	0	0	0	0	0	2	3	0	0	47	7	47, 43n, 47	4	4	2	50.0
Dec 30	@ Den	L	0	0	1	2	50.0	0	0	1	1	0	1	0	0	0	0	23	3	23, 33n	2	2	2	100.0
<b>Totals</b>		<b>2-14</b>	<b>17</b>	<b>17</b>	<b>28</b>	<b>34</b>	<b>82.4</b>	<b>0</b>	<b>0</b>	<b>4</b>	<b>5</b>	<b>12</b>	<b>15</b>	<b>10</b>	<b>12</b>	<b>2</b>	<b>2</b>	<b>52</b>	<b>101</b>		<b>56</b>	<b>49</b>	<b>27</b>	<b>48.2</b>

## 2013 Kansas City Chiefs

Date	Opp	W/L	PAT		FG			1-19		20-29		30-39		40-49		50+		LG	Pts	Kick-by-Kick	Kickoffs			
			Ma	Att	Ma	Att	Pct	Ma	Att	Ma	Att	Ma	Att	Ma	Att	Ma	Att				No	InEZ	TB	PctTB
Sept 8	@ Jax	W	4	4	0	0	-	0	0	0	0	0	0	0	0	0	0	-	4		5	5	4	80.0
Sept 15	Dal	W	2	2	1	2	50.0	0	0	0	0	0	0	1	1	0	1	40	5	57b, 40	4	4	3	75.0
Sept 19	@ Phi	W	2	2	4	5	80.0	0	0	0	0	4	4	0	0	0	1	38	14	33, 51n, 31, 34, 38	7	7	4	57.1
Sept 29	NYG	W	4	4	1	1	100.0	0	0	0	0	0	0	0	0	1	1	51	7	51	6	6	3	50.0
Oct 6	@ Ten	W	2	2	4	4	100.0	0	0	2	2	1	1	1	1	0	0	48	14	29, 24, 33, 48	7	7	5	71.4
Oct 13	Oak	W	3	3	1	1	100.0	0	0	0	0	1	1	0	0	0	0	33	6	33	5	5	4	80.0
Oct 20	Hou	W	2	2	1	1	100.0	0	0	1	1	0	0	0	0	0	0	22	5	22	4	4	3	75.0
Oct 27	Cle	W	2	2	3	4	75.0	0	0	0	0	1	1	2	2	0	1	42	11	42, 35, 52n, 40	6	6	3	50.0
Nov 3	@ Buf	W	2	2	3	3	100.0	0	0	1	1	1	1	1	1	0	0	41	11	27, 41, 39	6	6	5	83.3
Nov 17	@ Den	L	2	2	1	1	100.0	0	0	1	1	0	0	0	0	0	0	20	5	20	4	4	3	75.0
Nov 24	SD	L	5	5	1	1	100.0	0	0	1	1	0	0	0	0	0	0	25	8	25	7	3	1	14.3
Dec 1	Den	L	4	4	0	0	-	0	0	0	0	0	0	0	0	0	0	-	4		5	2	1	20.0
Dec 8	@ Was	W	6	6	1	2	50.0	0	0	0	0	1	2	0	0	0	0	33	9	33, 34n	8	2	0	0.0
Dec 15	@ Oak	W	8	8	0	0	-	0	0	0	0	0	0	0	0	0	0	-	8		9	8	3	33.3
Dec 22	Ind	L	1	1	0	1	-	0	0	0	0	0	0	0	1	0	0	-	1	47n	2	2	2	100.0
Dec 29	@ SD	L	3	3	1	2	50.0	0	0	0	0	0	0	1	2	0	0	46	6	46, 41n	6	6	3	50.0
<b>Totals</b>		<b>11-5</b>	<b>52</b>	<b>52</b>	<b>22</b>	<b>28</b>	<b>78.6</b>	<b>0</b>	<b>0</b>	<b>6</b>	<b>6</b>	<b>9</b>	<b>10</b>	<b>6</b>	<b>8</b>	<b>1</b>	<b>4</b>	<b>51</b>	<b>118</b>		<b>91</b>	<b>77</b>	<b>47</b>	<b>51.6</b>
<b>Playoffs</b>																								
Jan 4	@ Ind	L	5	5	3	3	100.0	1	1	0	0	0	0	2	2	0	0	43	14	19, 42, 43	9	9	6	66.7
<b>Totals</b>		<b>0-1</b>	<b>5</b>	<b>5</b>	<b>3</b>	<b>3</b>	<b>100.0</b>	<b>1</b>	<b>1</b>	<b>0</b>	<b>0</b>	<b>0</b>	<b>0</b>	<b>2</b>	<b>2</b>	<b>0</b>	<b>0</b>	<b>43</b>	<b>14</b>		<b>9</b>	<b>9</b>	<b>6</b>	<b>66.7</b>

## 2014 Tennessee Titans

Date	Opp	W/L	PAT		FG			1-19		20-29		30-39		40-49		50+		LG	Pts	Kick-by-Kick	Kickoffs			
			Ma	Att	Ma	Att	Pct	Ma	Att	Ma	Att	Ma	Att	Ma	Att	Ma	Att				No	InEZ	TB	PctTB
Sept 7	@ KC	W	2	2	4	4	100.0	0	0	0	0	2	2	2	2	0	0	47	14	36, 31, 46, 47	7	6	4	57.1
Sept 14	Dal	L	1	1	1	1	100.0	0	0	0	0	0	0	1	1	0	0	47	4	47	3	3	3	100.0
Sept 21	@ Cin	L	1	1	0	2	0.0	0	0	0	0	0	0	0	2	0	0	-	1	40n, 44n	3	1	1	33.3
Sept 28	@ Ind	L	2	2	1	1	100.0	0	0	0	0	1	1	0	0	0	0	36	5	36	4	4	2	50.0
Oct 5	Cle	L	4	4	0	0	-	0	0	0	0	0	0	0	0	0	0	-	4		6	3	2	33.3
Oct 12	Jax	W	1	1	3	3	100.0	0	0	2	2	0	0	1	1	0	0	42	10	25, 21, 42	5	5	4	80.0
Oct 19	@ Was	L	2	2	1	1	100.0	0	0	0	0	1	1	0	0	0	0	36	5	36	4	3	2	50.0
Oct 26	Hou	L	1	1	1	1	100.0	0	0	0	0	1	1	0	0	0	0	35	4	35	4	3	3	75.0
Nov 9	@ Bal	L	1	1	0	0	-	0	0	0	0	0	0	0	0	0	0	-	1		2	2	1	50.0
Nov 17	Pit	L	3	3	1	1	100.0	0	0	1	1	0	0	0	0	0	0	20	6	20	5	3	0	0.0
Nov 23	@ Phi	L	3	3	1	1	100.0	0	0	1	1	0	0	0	0	0	0	20	6	20	5	2	1	20.0
Nov 30	@ Hou	L	3	3	0	0	-	0	0	0	0	0	0	0	0	0	0	-	3		4	3	3	75.0
Dec 7	NYG	L	1	1	0	1	0.0	0	0	0	0	0	0	0	1	0	0	-	1	42n	2	2	1	50.0
Dec 14	NYJ	L	0	0	3	3	100.0	0	0	0	0	1	1	1	1	1	1	51	9	40, 33, 51	4	4	1	25.0
Dec 18	@ Jax	L	1	1	2	2	100.0	0	0	1	1	0	0	0	0	1	1	50	7	50, 23	4	4	3	75.0
Dec 28	Ind	L	1	1	1	1	100.0	0	0	0	0	1	1	0	0	0	0	31	4	31	3	3	0	0.0
<b>Totals</b>		<b>2-14</b>	<b>27</b>	<b>27</b>	<b>19</b>	<b>22</b>	<b>86.4</b>	<b>0</b>	<b>0</b>	<b>5</b>	<b>5</b>	<b>7</b>	<b>7</b>	<b>5</b>	<b>8</b>	<b>2</b>	<b>2</b>	<b>51</b>	<b>84</b>		<b>65</b>	<b>51</b>	<b>31</b>	<b>47.7</b>

# RYAN SUCCOP'S GAME-BY-GAME CONT.

## 2015 Tennessee Titans

Date	Opp	W/L	PAT		FG			1-19		20-29		30-39		40-49		50+		LG	Pts	Kick-by-Kick	Kickoffs			
			Ma	Att	Ma	Att	Pct	Ma	Att	Ma	Att	Ma	Att	Ma	Att	Ma	Att				No	InEZ	TB	PctTB
Sept 13	@ TB	W	6	6	0	0	-	0	0	0	0	0	0	0	0	0	0	-	6		7	6	4	57.1
Sept 20	@ Cle	L	2	2	0	0	-	0	0	0	0	0	0	0	0	0	0	-	2		3	3	2	66.7
Sept 27	Ind	L	3	3	2	2	100.0	0	0	1	1	1	1	0	0	0	0	38	9	38, 21	7	6	6	85.7
Oct 11	Buf	L	1	1	2	2	100.0	0	0	1	1	0	0	1	1	0	0	41	7	21, 41	4	4	3	75.0
Oct 18	Mia	L	1	1	1	1	100.0	0	0	0	0	1	1	0	0	0	0	37	4	37	3	3	1	33.3
Oct 25	Atl	L	1	1	0	0	-	0	0	0	0	0	0	0	0	0	0	-	1		2	1	1	50.0
Nov 1	@ Hou	L	0	0	2	2	100.0	0	0	0	0	1	1	1	1	0	0	44	6	35, 44	3	3	2	66.7
Nov 8	@ NO	W	2	2	2	3	66.7	0	0	1	1	0	0	0	0	1	2	51	8	51, 29, 55cr	6	6	3	50.0
Nov 15	Car	L	1	1	1	1	100.0	0	0	0	0	0	0	1	1	0	0	45	4	45	3	3	2	66.7
Nov 19	@ Jax	L	1	1	2	3	66.7	0	0	0	0	0	0	2	2	0	1	49	7	47, 49, 53wl	4	4	4	100.0
Nov 29	Oak	L	1	2	0	0	-	0	0	0	0	0	0	0	0	0	0	-	1		4	2	0	0.0
Dec 6	Jax	W	6	6	0	0	-	0	0	0	0	0	0	0	0	0	0	-	6		7	6	4	57.1
Dec 13	@ NYJ	L	0	0	0	0	-	0	0	0	0	0	0	0	0	0	0	-	0		2	2	2	100.0
Dec 20	@ NE	L	1	2	1	1	100.0	0	0	0	0	0	0	1	1	0	0	49	4	49	4	4	3	75.0
Dec 27	Hou	L	0	0	0	0	-	0	0	0	0	0	0	0	0	0	0	-	0		2	2	2	100.0
Jan 3	@ Ind	L	3	3	1	1	100.0	0	0	0	0	0	0	1	1	0	0	49	6	49	5	5	4	80.0
<b>Totals</b>		<b>3-13</b>	<b>29</b>	<b>31</b>	<b>14</b>	<b>16</b>	<b>87.5</b>	<b>0</b>	<b>0</b>	<b>3</b>	<b>3</b>	<b>3</b>	<b>3</b>	<b>7</b>	<b>7</b>	<b>1</b>	<b>3</b>	<b>51</b>	<b>71</b>		<b>66</b>	<b>60</b>	<b>43</b>	<b>65.2</b>

## 2016 Tennessee Titans

Date	Opp	W/L	PAT		FG			1-19		20-29		30-39		40-49		50+		LG	Pts	Kick-by-Kick	Kickoffs			
			Ma	Att	Ma	Att	Pct	Ma	Att	Ma	Att	Ma	Att	Ma	Att	Ma	Att				No	InEZ	TB	PctTB
Sept 11	Min	L	1	1	1	1	100.0	0	0	1	1	0	0	0	0	0	0	28	4	28	4	2	2	50.0
Sept 18	@ Det	W	1	1	1	2	50.0	0	0	0	0	0	0	1	1	0	1	46	4	51wl, 46	5	4	3	60.0
Sept 25	Oak	L	1	1	1	1	100.0	0	0	0	0	1	1	0	0	0	0	34	4	34	3	1	1	33.3
Oct 2	@ Hou	L	2	2	2	2	100.0	0	0	1	1	0	0	1	1	0	0	48	8	48, 26	5	4	4	80.0
Oct 9	@ Mia	W	3	4	1	1	100.0	0	0	0	0	0	0	1	1	0	0	40	6	40	6	6	4	66.7
Oct 16	Cle	W	4	4	0	1	0.0	0	0	0	0	0	0	0	0	0	1	-	4	58wr	5	5	4	80.0
Oct 23	Ind	L	2	2	2	2	100.0	0	0	0	0	0	0	2	2	0	0	48	8	48, 44	6	5	4	66.7
Oct 27	Jax	W	3	4	3	3	100.0	0	0	1	1	2	2	0	0	0	0	33	12	32, 22, 33	7	6	5	71.4
Nov 6	@ SD	L	5	5	0	0	-	0	0	0	0	0	0	0	0	0	0	-	5		6	6	6	100.0
Nov 13	GB	W	5	5	2	2	100.0	0	0	1	1	0	0	0	0	1	1	51	11	51, 23	9	7	6	66.7
Nov 20	@ Ind	L	2	2	1	1	100.0	0	0	0	0	0	0	1	1	0	0	47	5	47	4	2	2	50.0
Nov 27	@ Chi	W	3	3	2	2	100.0	1	1	0	0	1	1	0	0	0	0	31	9	19, 31	6	5	4	66.7
Dec 11	Den	W	1	1	2	2	100.0	0	0	0	0	0	0	1	1	1	1	53	7	53, 41	4	4	4	100.0
Dec 18	@ KC	W	1	1	2	2	100.0	0	0	0	0	1	1	0	0	1	1	53	7	39, 53	4	2	2	50.0
Dec 24	@ Jax	L	2	2	1	1	100.0	0	0	0	0	0	0	1	1	0	0	42	5	42	4	4	4	100.0
Jan 1	Hou	W	3	3	1	1	100.0	0	0	0	0	1	1	0	0	0	0	35	6	35	5	4	3	60.0
<b>Totals</b>		<b>9-7</b>	<b>39</b>	<b>41</b>	<b>22</b>	<b>24</b>	<b>91.7</b>	<b>1</b>	<b>1</b>	<b>4</b>	<b>4</b>	<b>6</b>	<b>6</b>	<b>8</b>	<b>8</b>	<b>3</b>	<b>5</b>	<b>53</b>	<b>105</b>		<b>83</b>	<b>67</b>	<b>58</b>	<b>69.9</b>

## 2017 Tennessee Titans

			PAT		FG			1-19		20-29		30-39		40-49		50+		Kickoffs						
Date	Opp	W/L	Ma	Att	Ma	Att	Pct	Ma	Att	Ma	Att	Ma	Att	Ma	Att	Ma	Att	LG	Pts	Kick-by-Kick	No	InEZ	TB	PctTB
Sept 10	Oak	L	1	1	3	4	75.0	0	0	2	2	0	0	0	0	1	2	52	10	23, 26, 52, 52wr	5	4	3	60.0
Sept 17	@ Jax	W	4	4	3	3	100.0	0	0	1	1	0	0	2	2	0	0	41	13	40, 41, 26	7	6	3	42.9
Sept 24	Sea	W	3	3	4	4	100.0	0	0	1	1	2	2	1	1	0	0	47	15	24, 37, 47, 35	7	7	7	100.0
Oct 1	@ Hou	L	2	2	0	0	-	0	0	0	0	0	0	0	0	0	0	-	2		3	3	2	66.7
Oct 8	@ Mia	L	1	1	1	1	100.0	0	0	0	0	0	0	1	1	0	0	45	4	45	3	2	1	33.3
Oct 16	Ind	W	3	3	5	5	100.0	0	0	1	1	1	1	3	3	0	0	48	18	48, 32, 40, 48, 23	9	8	4	44.4
Oct 22	@ Cle	W	0	0	4	5	80.0	0	0	1	1	0	0	3	3	0	1	47	12	43, 23, 46, 53wl, 47	5	5	4	80.0
Nov 5	Bal	W	2	3	1	1	100.0	0	0	0	0	0	0	1	1	0	0	48	5	48	5	4	4	80.0
Nov 12	Cin	W	3	3	1	2	50.0	0	0	0	0	0	0	1	2	0	0	44	6	48wr, 44	4	4	3	75.0
Nov 16	@ Pit	L	2	2	1	2	50.0	0	0	0	0	0	0	1	2	0	0	44	5	48b, 44	4	3	3	75.0
Nov 26	@ Ind	W	2	2	2	2	100.0	0	0	1	1	0	0	1	1	0	0	45	8	29, 45	5	5	5	100.0
Dec 3	Hou	W	3	3	1	2	50.0	0	0	0	0	0	0	1	2	0	0	43	6	40wr, 43	5	3	3	60.0
Dec 10	@ Ari	L	1	1	0	1	0.0	0	0	0	0	0	0	0	0	0	1	-	1		2	0	0	0.0
Dec 17	@ SF	L	2	2	3	3	100.0	0	0	0	0	1	1	1	1	1	1	50	11	40, 31, 50	6	4	2	33.3
Dec 24	LAR	L	2	2	3	4	75.0	0	0	2	2	1	1	0	1	0	0	37	11	25, 37, 45wr, 27	6	6	2	33.3
Dec 31	Jax	W	0	1	3	3	100.0	0	0	1	1	2	2	0	0	0	0	39	9	25, 39, 38	4	2	1	25.0
Totals			9-7	31 33	35 42	83.3	0 0		10 10	7 7		16 20	2 5	52	136						80	66	47	58.8
Playoffs																								
Jan 6	@ KC	W	1	1	1	1	100.0	0	0	0	0	0	0	1	1	0	0	49	4	49	5	4	1	20.0
Jan 13	@ NE	L	2	2	0	0	-	0	0	0	0	0	0	0	0	0	0	0	2		3	2	1	33.3
Totals			1-1	3 3	1 1	100.0	0 0		0 0	0 0		1 1	0 0	49	6						8	6	2	25.0

## RYAN SUCCOP'S GAME-BY-GAME CONT.

### 2018 Tennessee Titans

Date	Opp	W/L	PAT		FG			1-19		20-29		30-39		40-49		50+		LG	Pts	Kick-by-Kick	Kickoffs			
			Ma	Att	Ma	Att	Pct	Ma	Att	Ma	Att	Ma	Att	Ma	Att	Ma	Att				No	InEZ	TB	PctTB
Sept 9	@ Mia	L	2	2	2	2	100.0	0	0	0	0	0	0	1	1	1	1	53	8	47, 53	5	4	2	40.0
Sept 16	Hou	W	2	2	2	2	100.0	0	0	0	0	1	1	1	1	0	0	42	8	42, 31	5	5	5	100.0
Sept 23	@ Jax	W	0	0	3	4	75.0	0	0	1	1	2	2	0	1	0	0	39	9	39, 48wr, 36, 28	4	3	3	75.0
Sept 30	Phi	W	2	2	2	2	100.0	0	0	0	0	1	1	1	1	0	0	42	8	42, 33	6	6	6	100.0
Oct 7	@ Buf	L	0	0	4	4	100.0	0	0	1	1	1	1	0	0	2	2	54	12	25, 54, 39, 50	4	3	3	75.0
Oct 14	Bal	L	0	0	0	0	-	0	0	0	0	0	0	0	0	0	0	-	0		1	0	0	0.0
Oct 21	@ LAC	L	1	1	2	3	66.7	0	0	1	1	1	1	0	0	0	1	33	7	28, 33, 51wl	5	3	2	40.0
Nov 5	@ Dal	W	4	4	0	1	0.0	0	0	0	1	0	0	0	0	0	0	-	4	28lu	5	5	4	80.0
Nov 11	NE	W	4	4	2	2	100.0	0	0	0	0	2	2	0	0	0	0	33	10	33, 31	7	5	4	57.1
Nov 18	@ Ind	L	1	1	1	1	100.0	0	0	0	0	0	0	1	1	0	0	42	4	42	2	1	1	50.0
Nov 26	@ Hou	L	2	2	1	1	100.0	0	0	0	0	1	1	0	0	0	0	31	5	31	4	4	3	75.0
Dec 2	NYJ	W	2	3	2	2	100.0	0	0	1	1	1	1	0	0	0	0	33	8	24, 33	6	5	4	66.7
Dec 6	Jax	W	3	4	1	1	100.0	0	0	0	0	1	1	0	0	0	0	33	6	33	7	4	4	57.1
Dec 16	@ NYG	W	2	2	1	2	50.0	0	0	1	1	0	0	0	1	0	0	22	5	48wl, 22	4	1	0	0.0
Dec 22	Was	W	1	2	2	2	100.0	0	0	0	0	1	1	1	1	0	0	42	7	42, 33	4	4	3	75.0
Dec 30	Ind	L	2	2	1	1	100.0	0	0	0	0	1	1	0	0	0	0	38	5	38	3	1	1	33.3
<b>Totals</b>		<b>9-7</b>	<b>28</b>	<b>31</b>	<b>26</b>	<b>30</b>	<b>86.7</b>	<b>0</b>	<b>0</b>	<b>5</b>	<b>6</b>	<b>13</b>	<b>13</b>	<b>5</b>	<b>7</b>	<b>3</b>	<b>4</b>	<b>54</b>	<b>106</b>		<b>72</b>	<b>54</b>	<b>45</b>	<b>62.5</b>

## RYAN SUCCOP'S NFL STATISTICS

REGULAR SEASON			PAT		FG			1-19		20-29		30-39		40-49		50+		LG	Pts	No	Kickoffs			
Date	Team	GP	Ma	Att	Ma	Att	Pct	Ma	Att	Ma	Att	Ma	Att	Ma	Att	Ma	Att				InEZ	TB	PctTB	
2009	Kansas City	16	29	29	25	29	86.2	0	0	10	10	7	7	6	7	2	5	53	104	66	29	7	10.6	
2010	Kansas City	16	42	42	20	26	76.9	0	0	6	6	7	9	6	8	1	3	53	102	76	25	8	10.5	
2011	Kansas City	16	20	20	24	30	80.0	1	1	7	7	6	7	7	12	3	3	54	92	56	44	31	55.4	
2012	Kansas City	16	17	17	28	34	82.4	0	0	4	5	12	15	10	12	2	2	52	101	56	49	27	48.2	
2013	Kansas City	16	52	52	22	28	78.6	0	0	6	6	9	10	6	8	1	4	51	118	91	77	47	51.6	
2014	Tennessee	16	27	27	19	22	86.4	0	0	5	5	7	7	5	8	2	2	51	84	65	51	31	47.7	
2015	Tennessee	16	29	31	14	16	87.5	0	0	3	3	3	3	7	7	1	3	51	71	66	60	43	65.2	
2016	Tennessee	16	39	41	22	24	91.7	1	1	4	4	6	6	8	8	3	5	53	105	83	67	58	69.9	
2017	Tennessee	16	31	33	35	42	83.3	0	0	10	10	7	7	16	20	2	5	52	136	80	66	47	58.8	
2018	Tennessee	16	28	31	26	30	86.7	0	0	5	6	13	13	5	7	3	4	54	106	72	54	45	62.5	
NFL Totals		160	314	323	235	281	83.6	2	2	60	62	77	84	76	97	20	36	541,019		711	522	344	48.4	

PLAYOFFS			PAT		FG			1-19		20-29		30-39		40-49		50+		LG	Pts		Kickoffs			
Date	Team	GP	Ma	Att	Ma	Att	Pct	Ma	Att	Ma	Att	Ma	Att	Ma	Att	Ma	Att				No	InEZ	TB	PctTB
2010 Kansas City		1	1	1	0	0	-	0	0	0	0	0	0	0	0	0	0	-	1		2	1	1	50.0
2013 Kansas City		1	5	5	3	3	100.0	1	1	0	0	0	0	2	2	0	0	43	14		9	9	6	66.7
2017 Tennessee		2	3	3	1	1	100.0	0	0	0	0	0	0	1	1	0	0	49	6		8	6	2	25.0
<b>Playoff Totals</b>		<b>4</b>	<b>9</b>	<b>9</b>	<b>4</b>	<b>4</b>	<b>100.0</b>	<b>1</b>	<b>1</b>	<b>0</b>	<b>0</b>	<b>0</b>	<b>0</b>	<b>3</b>	<b>3</b>	<b>0</b>	<b>0</b>	<b>49</b>	<b>21</b>		<b>19</b>	<b>16</b>	<b>9</b>	<b>47.4</b>

### Single-Game Highs

Field Goals Made - 6 at New Orleans (9/23/12)

Field Goal Attempts - 6 at New Orleans (9/23/12)

Longest Field Goal - **54 (Twice, last at Buffalo 10/7/18)**

PATs Made - 6 (Four times, last vs. Jacksonville 12/6/15)

PATs Attempted - 6 (Four times, last vs. Jacksonville 12/6/15)

Points - 19 at New Orleans (9/23/12)

Consecutive Field Goals Made - 22 (10/2/11-12/24/11)

Touchbacks - 7 vs. Seattle (9/24/17)

### Additional Career Statistics

Punts - 1 for 33 yards at Oakland (11/7/10)

Special Teams Tackles - 1 (2009), 2 (2010), 2 (2012), 1 (2013), 2 (2017)

Recovered Onside Kick - 1 at Jacksonville (11/8/09)

### Playoff Single-Game Highs

Field Goals Made - 3 at Indianapolis (1/4/14)

Field Goals Attempts - 3 at Indianapolis (1/4/14)

Longest Field Goal - 49 at Kansas City (1/6/18)

PATs Made - 5 at Indianapolis (1/4/14)

PATs Attempted - 5 at Indianapolis (1/4/14)

Points - 14 at Indianapolis (1/4/14)

### Game-Winning Field Goals\*

11/22/09 vs. Pittsburgh (22 yards, OT)

10/31/10 vs. Buffalo (35 yards, OT)

9/19/10 at Cleveland (23 yards)

10/31/11 vs. San Diego (30 yards, OT)

9/23/12 at New Orleans (31 yards, OT)

12/18/16 at Kansas City (53 yards)

10/22/17 at Cleveland (47 yards, OT)

**9/16/18 vs. Houston (31 yards)**

**9/23/18 at Jacksonville (28 yards)**

\* A game-winning field goal is defined as one that was the final score of the game and gave the kicker's team the lead at any time in the fourth quarter or overtime.



# 13 TAYWAN TAYLOR

WIDE RECEIVER • 5'11" • 203 LBS • COLLEGE: WESTERN KENTUCKY  
ACQUIRED: 3RD ROUND - 2017 • NFL EXPERIENCE (NFL/TITANS): 2/2  
HOMETOWN: LOUISVILLE, KY.  
GAMES PLAYED/GAMES STARTED: 29/9 (PLAYOFFS: 2/0)



**PRO:** The Titans selected Taywan Taylor (first name pronounced TAY-wahn) with their first of two third-round picks in the 2017 NFL Draft. A shifty route-runner with exceptional burst and run-after-catch ability, he has the ability to play in the slot or on the outside. As a rookie in 2017, the 5-foot-11-inch, 203-pounder saw action in all 16 games and amassed 16 receptions for 231 yards with a touchdown. At Western Kentucky, he broke every major single-season and career receiving record and accounted for 34 touchdown receptions over his final two campaigns. Taylor became the first Western Kentucky player drafted by the Titans since the team arrived in Tennessee.

#### CAREER HIGHLIGHTS:

- As a rookie in 2017, Taylor played in all 16 games and notched 16 catches for 231 yards with a touchdown.
- The most prolific wide receiver in Western Kentucky history, Taylor accumulated 253 career receptions for 4,234 yards and 41 touchdowns in four seasons, setting team records in each category.
- In 2016, he had the best single season of any receiver in Western Kentucky history, setting Hilltopper records with 98 catches (ranked fifth in the nation), 1,730 receiving yards (third) and 17 touchdowns (tied for third).

#### TITANS TIDBITS:

- Taylor's football life has taken him south on Interstate 65. A native of Louisville, which is approximately a three-hour drive from Nashville, he attended Western Kentucky University in Bowling Green, Ky., a one-hour commute from Nashville on the same highway.
- Taylor lists his football role model as Randy Moss.

#### CAREER TRANSACTIONS:

- The Louisville, Ky., native was selected by the Titans in the third round (72nd overall) of the 2017 NFL Draft.

#### SEASON RECAPS:

**2018 (13/5):** Played in 13 games with five starts at wide receiver in his second season. Ranked second on the squad with 466 receiving yards and third on the team with 37 receptions. Notched a receiving touchdown. Was inactive for three games. Led or tied for the team lead in receptions four times in 2018 (at JAX, vs. NYJ, vs. JAX, vs. WAS). Led the team in receiving yards three times in 2018 (vs. NYJ, vs. JAX, vs. WAS). Has one career 100-yard receiving performance which came in 2018 (vs. NYJ).

- At Miami (9/9), played as a reserve at wide receiver.
- Against Houston (9/16), saw action at wide receiver and hauled in three receptions for 32 yards with a touchdown. Gave the Titans a 14-0 lead with a 18-yard touchdown on a short catch-and-run reception with 35 seconds left to play in the first quarter.
- At Jacksonville (9/23), played as a reserve at wide receiver and led the team with four catches for 30 yards. Extended the Titans' first scoring drive with a eight-yard grab on third-and-six in the first quarter. Kept the Titans' third-quarter scoring drive alive with a six-yard catch on third-and-three in the third quarter.
- Against Philadelphia (9/30), started at wide receiver and posted career-highs with seven catches and 77 receiving yards. Extended the Titans' game-winning drive with a 19-yard reception on fourth-and-15 in overtime.
- At Buffalo (10/7), played as a reserve at wide receiver and grabbed three receptions for 30 yards.
- Against Baltimore (10/14), saw action as a reserve at wide receiver and caught one pass for 13 yards.
- At Los Angeles Chargers in London (10/21), played as a reserve at wide

receiver and caught one pass for eight yards.

- At Dallas (11/5), saw action as a reserve at wide receiver and caught two passes for 24 yards. Extended the Titans' initial touchdown drive with a 16-yard reception on third-and-nine in the opening quarter.
- Against New England (11/11), was inactive.
- At Indianapolis (11/18), was inactive.
- At Houston (11/26), was inactive.
- Against N.Y. Jets (12/2), returned to the lineup as a reserve at wide receiver and led the team with a career-best 104 receiving yards on three catches. Set up a Titans' field goal with a diving, 44-yard catch down the left sideline in the fourth quarter. Kickstarted a Titans' scoring drive by hauling in a 55-yard reception down to the Jets' 10-yard line in the final stanza.
- Against Jacksonville (12/6), started at wide receiver and led the team with six receptions and 59 receiving yards.
- At N.Y. Giants (12/16), started at wide receiver and hauled in two passes for 17 yards.
- Against Washington (12/22), started at wide receiver and tied for the team lead with three receptions for a team-best 64 receiving yards. Kickstarted the Titans' game-winning touchdown drive with a 35-yard catch in the fourth quarter.
- Against Indianapolis (12/30), started at wide receiver and caught two passes for eight yards.

**2017 (16/4, 2/0):** Played in all 16 games with four starts at wide receiver during his rookie campaign and grabbed 16 receptions for 231 yards with a touchdown. Notched seven special teams tackles. Rushed the ball eight times for 43 yards. Saw action as a reserve in his first two career postseason contests and caught two passes for nine yards. Tied for the team lead in special teams tackles twice in 2017 (at CLE, at PIT). Collected his first career receiving touchdown with a 53-yard catch against Indianapolis (10/16/17). Appeared in his first career NFL game against Oakland (9/10/17). Made his first career NFL start at Miami (10/8).

- Against Oakland (9/10), played as a reserve wide receiver in his NFL debut and caught two passes for 14 yards.
- At Jacksonville (9/17), saw action as a reserve at wide receiver and caught a game-long 42-yard reception. Rushed the ball twice for 16 yards. Collected his first career special teams tackle on coverage units. Set up the Titans second touchdown of the day with a diving 42-yard catch down the left sideline in the third quarter.
- At Miami (10/8), started his first career NFL contest and rushed once for five yards.
- Against Indianapolis (10/16), started at wide receiver and snared two receptions for 61 yards with a touchdown. Gave the Titans a 29-22 lead with a 53-yard touchdown catch with 5:29 left to play in the game.
- At Cleveland (10/22), played as a reserve at wide receiver and caught three passes for 45 yards. Tied for the team lead with a special teams tackle on coverage units. Set up the Titans third field goal of the afternoon with a 17-yard catch off of a flea-flicker late in the third quarter.
- Against Cincinnati (11/12), played as a reserve at wide receiver and snared two receptions for 34 yards.
- Against Jacksonville (12/31), played as a reserve at wide receiver and on special teams. Carried the ball once for five yards. Posted two special teams tackles on coverage units. Helped force a Jaydon Mickens muffed punt that was recovered by Phillip Supernaw at the Jaguars' 23-yard line in the second quarter.
- At Kansas City (1/6), played as a reserve at wide receiver and hauled in one catch for four yards in his first career postseason game.
- At New England (1/13), saw action as a reserve at wide receiver and



caught one pass for five yards.

#### COLLEGE:

- In four seasons at Western Kentucky (2013-16), Taylor appeared in 52 games with 33 starts. He established Hilltopper career records with 253 receptions, 4,234 receiving yards and 41 receiving touchdowns, and he also set the single-season records with 98 receptions, 1,730 yards and 17 touchdowns, the latter of which he hit in both his junior and senior seasons. He authored 19 100-yard receiving performances. Taylor helped lead the team to a pair of Conference USA titles and three consecutive bowl championships. He was a two-time semifinalist for the Fred Biletnikoff Award, given to the nation's top wide receiver.
- As a senior (2016), broke his own single-season records for receptions and receiving yards and tied his touchdown reception record, finishing the season with 98 receptions for 1,730 yards and 17 touchdowns. Posted nine games with at least 100 yards receiving, second-most nationally, while his 11 games of catching at least one touchdown pass led the nation. His 1,730 receiving yards ranked third nationally, and his 98 receptions ranked fifth. He was a team captain, Biletnikoff Award semifinalist and first-team All-Conference USA.
- As a junior (2015), became the second 1,000-yard receiver in program history and set Western Kentucky single-season records for receiving yards (1,467), receptions (86) and touchdown catches (17). His 1,467 yards were the second-most in C-USA history, while his 17 touchdown receptions were fourth-most. The consensus first-team All-Conference USA selection also was named second-team All-American by ProFootballFocus.com. Ranked third nationally and led the conference in receiving yards, while his 104.8 yards per game ranked No. 10 nationally. Had 100 receiving yards or more in eight games, tied for the most in C-USA.
- As a sophomore (2014), started seven games while appearing in all 13. Finished second on the team with 767 yards and was third in touchdown receptions with seven. His 45 receptions were fourth-most for the Hilltoppers, and he led all primary pass catchers with a 17.0 yards-per-catch average, the best average among receivers with over 40 receptions in the league. Had 50 yards in seven of 13 games to go along with a pair of 100-yard performances. Led the team with 13 receptions of 20 yards or longer. Of his seven touchdowns, five went for 45 yards or longer. Earned All-Conference USA honorable mention.
- As a freshman (2013), saw action in 11 games, earning seven starts. Caught 24 passes for 270 yards, second among freshman wideouts and sixth overall on the team.
- Received his degree in elementary education from Western Kentucky in May 2017.

#### PERSONAL:

- Attended Pleasure Ridge Park (Louisville, Ky.) High School, where he

helped lead the team to a 14-1 season as a senior in 2012 by posting a team-high 52 receptions for 1,169 yards. He scored 18 total touchdowns, including 14 touchdown receptions. The team advanced to the Class 6A state title game before losing for the first time all season. He earned All-District honors from the Greater Louisville Football Coaches Association and also was named Honorable Mention All-State by the Courier-Journal.

- List of favorites: (TV show) "Everybody Hates Chris"; (movies) "Rush Hour" and "Red Dawn"; (musician) Nipsey Hussle; (athlete as a child) Tracy McGrady; (foods) chicken alfredo, steak, baked potatoes and lasagna; and (songs on your pregame playlist) Lil Wayne songs plus a variety of other music.

- Follow Taylor on Twitter and Instagram at @SilentGrind2.

- Follow Taylor on Snapchat at @taywan.

- Born Taywan Marshawn Taylor on March 2, 1995 in Louisville, Ky.

## TAYWAN TAYLOR'S GAME-BY-GAME

### 2017 Tennessee Titans

Date	Opp	W/L	P/S	RECEIVING				RUSHING			
				No	Yds	Avg	Lg	TD	Att	Yds	Avg
Sept 10	Oak	L	p	2	14	7.0	10	0	0	0	-
Sept 17	@ Jax	W	p	1	42	42.0	42	0	2	16	8.0
Sept 24	Sea	W	p	2	16	8.0	11	0	1	-1	-1.0
Oct 1	@ Hou	L	p	0	0	-	0	0	1	6	6.0
Oct 8	@ Mia	L	S	0	0	-	0	0	1	5	5.0
Oct 16	Ind	W	S	2	61	30.5	53t	1	0	0	-
Oct 22	@ Cle	W	p	3	45	15.0	23	0	0	0	-
Nov 5	Bal	W	p	1	-4	-4.0	-4	0	0	0	-
Nov 12	Cin	W	p	2	34	17.0	20	0	1	4	4.0
Nov 16	@ Pit	L	S	0	0	-	0	0	0	0	-
Nov 26	@ Ind	W	p	1	8	8.0	8	0	0	0	-
Dec 3	Hou	W	p	2	15	7.5	15	0	0	0	-
Dec 10	@ Ari	L	p	0	0	-	0	0	0	0	-
Dec 17	@ SF	L	S	0	0	-	0	0	1	8	8.0
Dec 24	LAR	L	p	0	0	-	0	0	0	0	-
Dec 31	Jax	W	p	0	0	-	0	0	1	5	5.0
<b>Totals</b>		<b>9-7</b>	<b>16/4</b>	<b>16</b>	<b>231</b>	<b>14.4</b>	<b>53t</b>	<b>1</b>	<b>8</b>	<b>43</b>	<b>5.4</b>
<b>Playoffs</b>											
Jan 6	@ KC	W	p	1	4	4.0	4	0	0	0	-
Jan 13	@ NE	L	p	1	5	5.0	5	0	0	0	-
<b>Totals</b>		<b>1-1</b>	<b>2/0</b>	<b>2</b>	<b>9</b>	<b>4.5</b>	<b>5</b>	<b>0</b>	<b>0</b>	<b>0</b>	<b>-</b>

### 2018 Tennessee Titans

Date	Opp	W/L	P/S	RECEIVING				RUSHING			
				No	Yds	Avg	Lg	TD	Att	Yds	Avg
Sept 9	@ Mia	L	p	0	0	-	0	0	0	0	-
Sept 16	Hou	W	p	3	32	10.7	18t	1	0	0	-
Sept 23	@ Jax	W	p	4	30	7.5	9	0	0	0	-
Sept 30	Phi	W	S	7	77	11.0	19	0	0	0	-
Oct 7	@ Buf	L	p	3	30	10.0	19	0	0	0	-
Oct 14	Bal	L	p	1	13	13.0	13	0	0	0	-
Oct 21	@ LAC	L	p	1	8	8.0	8	0	0	0	-
Nov 5	@ Dal	W	p	2	24	12.0	16	0	0	0	-
Nov 11	NE	W	IA								
Nov 18	@ Ind	L	IA								
Nov 26	@ Hou	L	IA								
Dec 2	NYJ	W	p	3	104	34.7	55	0	0	0	-
Dec 6	Jax	W	S	6	59	9.8	13	0	0	0	-
Dec 16	@ NYG	W	S	2	17	8.5	14	0	0	0	-
Dec 22	Was	W	S	3	64	21.3	35	0	0	0	-
Dec 30	Ind	L	S	2	8	4.0	6	0	0	0	-
<b>Totals</b>		<b>9-7</b>	<b>13/5</b>	<b>37</b>	<b>466</b>	<b>12.6</b>	<b>55</b>	<b>1</b>	<b>0</b>	<b>0</b>	<b>-</b>

## TAYWAN TAYLOR'S NFL STATISTICS

### REGULAR SEASON

REGULAR SEASON				RECEIVING					RUSHING				
Year	Team	GP	GS	No	Yds	Avg	Lg	TD	Att	Yds	Avg	Lg	TD
2017	Tennessee	16	4	16	231	14.4	53t	1	8	43	5.4	17	0
2018	Tennessee	13	5	37	466	12.6	55	1	0	0	-	0	0
NFL Totals		29	9	53	697	13.2	55	2	8	43	5.4	17	0

### PLAYOFFS

PLAYOFFS					RECEIVING					RUSHING				
Year	Team	GP	GS	No	Yds	Avg	Lg	TD	Att	Yds	Avg	Lg	TD	
2017	Tennessee	2	0	2	9	4.5	5	0	0	0	-	0	0	
NFL Totals		2	0	2	9	4.5	5	0	0	0	-	0	0	

#### Single-Game Highs

Receptions - **7 vs. Philadelphia (9/30/18)**  
 Receiving Yards - **104 vs. N.Y. Jets (12/2/18)**  
 Long Reception - **55 vs. N.Y. Jets (12/2/18)**  
 Receiving Touchdowns - **1 (Twice, last vs. Houston 9/16/18)**  
 Rushes - 2 at Jacksonville (9/17/17)  
 Rushing Yards - 16 at Jacksonville (9/17/17)  
 Long Rush - 17 at Jacksonville (9/17/17)

#### Playoff Single-Game Highs

Receptions - 1 (Twice, last at New England 1/13/18)  
 Receiving Yards - 5 at New England (1/13/18)  
 Long Reception - 5 at New England (1/13/18)

#### Additional Statistics

Special Teams Tackles - 7 (2017)  
 Misc. Tackles - 3 (2017), **1 (2018)**



# 41 BRYNDEN TRAWICK

SAFETY • 6'2" • 225 LBS • COLLEGE: TROY

ACQUIRED: UNRESTRICTED FREE AGENT (OAKLAND) - 2017

NFL EXPERIENCE (NFL/TITANS): 6/2 • HOMETOWN: MARIETTA, GA.

GAMES PLAYED/GAMES STARTED: 85/1 (PLAYOFFS: 5/0)



## Pro Bowl: 2017

**PRO:** Brynden Trawick is a versatile defensive back that has excelled on special teams in his first six NFL seasons. He joined the Titans after spending time with the Baltimore Ravens and Oakland Raiders. Trawick, a former undrafted free agent, made an impact as a core member of the Titans' special teams coverage units. In 2017, he was elected to his first career Pro Bowl as a special teamer.

## CAREER HIGHLIGHTS:

- In 2017, Trawick was named to his first career Pro Bowl as a special teamer. Posted a team-best and career-high 17 special teams tackles.
- In 2016, Trawick led the Raiders with a career-best 14 special teams tackles.

## TITANS TIDBITS:

- Trawick's father, George, was the head basketball coach at DeVry University in the early 1990s. He coached in the highest-scoring men's basketball game in NCAA history, regardless of division classification. On Jan. 12, 1992, Troy State University defeated DeVry 258-141 in a game that is considered to have established several unbreakable records.

## CAREER TRANSACTIONS:

- The Marietta, Ga., native was originally signed by Baltimore Ravens as an undrafted free agent on May 3, 2013.
- Waived by the Ravens on Sept. 23, 2013 and signed to the team's practice squad two days later.
- Signed by the Ravens to the active roster from their practice squad on Oct. 30, 2013.
- Signed by Oakland Raiders as a free agent on March 16, 2016.
- Signed by the Titans as an unrestricted free agent on March 11, 2017.

## SEASON RECAPS:

**2018 (16/0 - Tennessee):** Played in all 16 games and ranked third on the team with nine special teams tackles. Collected a quarterback pressure on a fake punt. Led the team in special teams tackles twice in 2018 (at IND, vs. JAX).

- At Miami (9/9), played as a reserve on special teams.
- Against Houston (9/16), saw action as a reserve on special teams and collected a tackle on coverage units.
- At Jacksonville (9/23), played as a reserve on special teams.
- Against Philadelphia (9/30), saw action as a reserve on special teams.
- At Buffalo (10/7), played as a reserve on special teams. Created a pressure during the failed fake field goal attempt in the second quarter.
- Against Baltimore (10/14), saw action as a reserve on special teams and registered two stops on coverage units.
- At Los Angeles Chargers in London (10/21), tallied a special teams stop on coverage units.
- At Dallas (11/5), saw action as a reserve on special teams.
- Against New England (11/11), played as a reserve on special teams and collected a stop on coverage units.
- At Indianapolis (11/18), led the team with two special teams tackles.
- At Houston (11/26), saw action as a reserve on special teams.
- Against N.Y. Jets (12/2), played as a reserve on special teams.
- Against Jacksonville (12/6), saw action as a reserve on special teams and led the team with two tackles on coverage units.
- At N.Y. Giants (12/16), played as a reserve on special teams.
- Against Washington (12/22), saw action as a reserve on special teams.
- Against Indianapolis (12/30), played as a reserve on special teams.

**2017 (16/0, 2/0 - Tennessee):** Named to his first career Pro Bowl. Played

in all 16 games as a reserve in his first season with the Titans and led the team with a career-high 17 special teams tackles. Saw action as a reserve in both postseason contests and notched two special teams stops. Led or tied for the team lead in special teams tackles eight times in 2017 (vs. OAK, at JAX, vs. SEA, at HOU, at CLE, vs. HOU, at ARZ, at KC).

- Against Oakland (9/10), saw action as a reserve on special teams in his Titans debut and tied for the team lead with a special teams tackle. Played limited snaps as a reserve safety.
- At Jacksonville (9/17), tied for the team lead with two special teams tackles on coverage units.
- Against Houston (12/3), tied for the team lead with two special teams tackles on coverage units.
- At Arizona (12/10), led the team with five special teams tackles on coverage units.
- At Kansas City (1/6), tied for the team lead with two special teams tackles on coverage units.

**2016 (15/0, 1/0 - Oakland):** Played as a reserve in 15 games and led the team with 14 special teams tackles. Collected nine tackles and an interception on defense. Was inactive for one contest. Saw action as a reserve in the postseason contest and amassed three tackles.

- At New Orleans (9/11), made his Raiders debut and saw all of his action on special teams. Tied for the team lead with two special teams tackles.
- Against Atlanta (9/18), recorded two special teams tackles.
- At Baltimore (10/2), tied for a team-high two tackles on special teams.
- Against San Diego (10/9), added to his team lead in special teams tackles, notching two stops on coverage units.
- At Denver (1/1), with Karl Joseph inactive and an early injury to Nate Allen, was forced into the safety role and recorded his first career interception on the following play from scrimmage after the Raiders' first score of the game. Collected a career-best nine tackles, one interception and one pass defended in his first action on defense this season, while also notching his team-leading 14th special teams tackle.
- At Houston (1/7), notched three stops on defense, while seeing extensive playing time on special teams.

**2015 (16/1 - Baltimore):** Saw action in all 16 games with a start. Registered a team-high nine special teams stops and a then career-high seven tackles and a pass defended on defense.

- Against Cincinnati (9/27), recorded his first career pass defended and two special teams tackles.
- Against Cleveland (10/11), tallied two special teams tackles.
- At Arizona (10/26), made his first career start at safety and posted four tackles.
- At Cincinnati (1/3), notched a special teams stop and a tackle on defense in the season finale.

**2014 (14/0, 2/0 - Baltimore):** Saw action as a reserve in 14 games and totaled four special teams tackles and three tackles on defense. Saw action on special teams in both postseason contests.

- Against Carolina (9/28), recorded his first career tackles on defense, finishing with two solo stops.
- At Indianapolis (10/5), posted one tackle on defense and one special teams stop.

**2013 (8/0 - Baltimore):** Appeared in eight games and tied for third on the team with eight special teams tackles. Played in three games before spending the next four weeks on the team's practice squad. Signed to the Ravens' active roster again on Oct. 30. Was inactive for four games.

- 2006.
- Started at linebacker as a sophomore and intercepted two passes.
  - Also participated in track and field for the Yellow Jackets and finished third in the long jump (20-10.5) in Region 6AAAAA as a junior.
  - Last name is pronounced TRAH-wick.
  - Follow Trawick on Twitter at @YoungTrawick\_.
  - Follow Trawick on Instagram at @bt\_riseabove.
  - Born Brynden George Trawick on Oct. 23, 1989 in Marietta, Ga.

- Follow Trawick on Twitter at @YoungTrawick\_.
- Follow Trawick on Instagram at @bt\_riseabove.

- Born Brynden George Trawick on Oct. 23, 1989 in Marietta, Ga.

[illegible]



## BRYNDEN TRAWICK'S NFL STATISTICS

### REGULAR SEASON

Year	Team	GP GS		TACKLES							INTERCEPTIONS					FUMBLES			
				Tot	Solo	Asst	Sk	Yds	QBP	TFL	No	Yds	Lg	TD	PD	FF	FR	Yds	SpT
2013	Baltimore	8	0	0	0	0	0.0	0.0	NA	NA	0	0	-	0	0	0	0	0	8
2014	Baltimore	14	0	3	2	1	0.0	0.0	NA	NA	0	0	-	0	0	0	0	0	4
2015	Baltimore	16	1	7	5	2	0.0	0.0	NA	NA	0	0	-	0	1	0	0	0	9
2016	Oakland	15	0	9	7	2	0.0	0.0	NA	NA	1	0	-	0	1	0	0	0	14
2017	Tennessee	16	0	0	0	0	0.0	0.0	0	0	0	0	-	0	0	0	0	0	17
2018	Tennessee	16	0	0	0	0	0.0	0.0	1	0	0	0	0	0	0	0	0	0	9
<b>NFL Totals</b>		<b>85</b>	<b>1</b>	<b>19</b>	<b>14</b>	<b>5</b>	<b>0.0</b>	<b>0.0</b>	<b>1</b>	<b>0</b>	<b>1</b>	<b>0</b>	<b>0</b>	<b>0</b>	<b>2</b>	<b>0</b>	<b>0</b>	<b>0</b>	<b>61</b>

### PLAYOFFS

Year	Team	GP GS		TACKLES							INTERCEPTIONS					FUMBLES			
				Tot	Solo	Asst	Sk	Yds	QBP	TFL	No	Yds	Lg	TD	PD	FF	FR	Yds	SpT
2014	Baltimore	2	0	0	0	0	0.0	0.0	NA	NA	0	0	-	0	0	0	0	0	0
2016	Oakland	1	0	3	2	1	0.0	0.0	NA	NA	0	0	-	0	0	0	0	0	0
2017	Tennessee	2	0	0	0	0	0.0	0.0	0	0	0	0	-	0	0	0	0	0	2
<b>NFL Totals</b>		<b>5</b>	<b>0</b>	<b>3</b>	<b>2</b>	<b>1</b>	<b>0.0</b>	<b>0.0</b>	<b>0</b>	<b>0</b>	<b>0</b>	<b>0</b>	<b>-</b>	<b>0</b>	<b>0</b>	<b>0</b>	<b>0</b>	<b>0</b>	<b>2</b>

#### Single-Game Highs

Tackles - 9 at Denver (1/1/17)

Interceptions - 1 at Denver (1/1/17)

Passes Defensed - 1 (Twice, last at Denver 1/1/17)

#### Playoff Single-Game Highs

Tackles - 3 at Houston (1/7/17)

Special Teams Tackles - 2 at Kansas City (1/6/18)



# 24 KENNY VACCARO

SAFETY • 6'0" • 214 LBS • COLLEGE: TEXAS

ACQUIRED: FREE AGENT - 2018 • NFL EXPERIENCE (NFL/TITANS): 6/1

HOMETOWN: BROWNWOOD, TEXAS

GAMES PLAYED/GAMES STARTED: 81/80 (PLAYOFFS: 0/0)



**PRO:** The Titans signed free agent Kenny Vaccaro during the 2018 training camp after starter Johnathan Cyprien suffered a season-ending injury during practice. The former 2013 first-round pick arrives in Nashville after five years as a starter with the New Orleans Saints. In 68 career games with 67 starts in New Orleans, the University of Texas product totaled 482 tackles, eight interceptions, 7.5 sacks, five forced fumbles and three fumble recoveries.

## CAREER HIGHLIGHTS:

- In 2017, Vaccaro registered 60 tackles and a career-best three interceptions.
- In 2015, Vaccaro started all 16 games for first time and set career-highs with 136 tackles, three sacks, two forced fumbles and his first career fumble recovery.
- In 2014, Vaccaro posted 113 tackles, a sack, two interceptions and five passes defended.
- In 2013, Vaccaro was named to the PFWA All-Rookie team after collecting 93 tackles, a sack, an interception, six passes defended and a forced fumble.

## TITANS TIDBITS:

- Vaccaro traveled to Kenya during the 2016 offseason with former Texas and Saints teammate Alex Okafor and is involved in community and fundraising efforts to construct a school in the region.
- Vaccaro's uncle, A.J. Johnson, played for the Washington Redskins (1989-94), helping them to Super Bowl XXVI win before spending a season with the San Diego Chargers (1995).
- Vaccaro founded the Kenny Vaccaro Foundation to provide economically-challenged students with literacy and education resources so that they can achieve academic excellence, develop confident personal skills, and make positive decisions to avoid high risk behavior.

## CAREER TRANSACTIONS:

- The Brownwood, Texas, native was originally selected by the New Orleans Saints in the first round (15th overall) of the 2013 NFL Draft.
- Signed by the Titans as a free agent on Aug. 4, 2018.

## SEASON RECAPS:

**2018 (13/13 - Tennessee):** Started 13 games at safety in his first season with the Titans and collected 70 tackles, two sacks, an interception, three quarterback pressures, four tackles for loss and five passes defended. Was inactive for three games. Tied for the team lead in sacks twice in 2018 (at JAX, at HOU). Tied for the team lead in passes defended three times in 2018 (at MIA, vs. NYJ, vs. JAX). Tied for the team lead in quarterback pressures once in 2018 (vs. NYJ).

- At Miami (9/9), started at safety in his Titans debut and collected five tackles and an interception. Intercepted a Ryan Tannehill pass intended for Jakeem Grant on third-and-15 in the fourth quarter.
- Against Houston (9/16), started at safety and finished second on the squad with nine tackles.
- At Jacksonville (9/23), started at safety and posted six tackles, including a sack. Dropped Blake Bortles for a two-yard sack early in the final quarter.
- Against Philadelphia (9/30), started at safety and notched two tackles and a quarterback pressure before leaving the game late in the second quarter with an injury.
- At Buffalo (10/7), was inactive.
- Against Baltimore (10/14), was inactive.
- At Los Angeles Chargers in London (10/21), was inactive.
- At Dallas (11/5), returned to the lineup as a starter at safety and posted

eight tackles, including a stop for loss. Combined with Kamalei Correa to stop Ezekiel Elliott for a two-yard loss on a rush off left end in the first quarter.

- Against New England (11/11), started at safety and notched six tackles, including a stop for loss. Stonewalled James White for a three-yard loss on a short pass on the Patriots first play from scrimmage.
- At Indianapolis (11/18), started at safety and collected seven tackles, including a stop for loss. Stuffed Chester Rogers for a two-yard loss on a short pass in the fourth quarter.
- At Houston (11/26), started at safety and recorded eight tackles, including a sack. Dropped Deshaun Watson for a sack in the first quarter.
- Against N.Y. Jets (12/2), started at safety and tallied two tackles, a quarterback pressure and a pass defended. Ended a Jets' drive by breaking up a third-and-two pass intended for Chris Herndon late in the fourth quarter.
- Against Jacksonville (12/6), started at safety and amassed five tackles, including a stop for loss and two passes defended. Teamed with Jurrell Casey to stuff Leonard Fournette for no gain on a rush off right guard in the first stanza. Broke up a pass intended for Donte Moncrief in the third quarter.
- At N.Y. Giants (12/16), started at safety and collected a tackle before leaving the game early in the first quarter with an injury.
- Against Washington (12/22), started at safety and totaled two tackles, including a quarterback pressure.
- Against Indianapolis (12/30), started at safety and registered nine tackles and a pass defended. Ended a Colts' drive by breaking up a third-and-two pass intended for T.Y. Hilton in the third quarter. Stonewalled Marlon Mack for no gain on a rush up the middle in the final stanza.

**2017 (12/12 - Tennessee):** Started 12 games at safety and notched 60 tackles (48 solo), three interceptions for 41 yards, two sacks, seven passes defended and a fumble recovery. Was inactive for two games. Placed on injured reserve on Dec. 22.

- At Carolina (9/24), started at strong safety and had six tackles, a 30-yard interception return and two passes defended, including one tipped ball that was picked up by Marcus Williams for an interception.
- Against Detroit (10/15), started at strong safety and had four tackles, an interception, a career-high three passes defended and a fumble recovery in the end zone for his first career defensive touchdown.
- At Green Bay (10/22), started at strong safety and had four tackles (two solo), one fourth quarter interception to seal the victory and one pass defended for a defense that surrendered only 79 net yards passing.
- Against Chicago (10/29), started at strong safety and had a team-high nine tackles, a split sack and one pass defended on a fourth down play in the fourth quarter.
- Against Carolina (12/3), started at strong safety and had three solo tackles and one sack for a three-yard loss.

**2016 (11/11 - New Orleans):** Started 11 games and posted 80 tackles (56 solo), one sack, two interceptions, six passes defended, two forced fumbles, a fumble recovery and a special teams stop.

- Against Oakland (9/11), recorded seven tackles (six solo), including a stop for loss, a career-high two passes defended and one special teams stop.
- At N.Y. Giants (9/18), recorded 10 tackles (seven solo) and a forced fumble.
- At San Francisco (11/6), had team-high 11 tackles (eight solo), a forced fumble and a fumble recovery.
- Against Denver (11/13), had nine tackles (seven solo), one sack, one

interception and two passes defended to tie a career-high.

- Against Los Angeles (11/27), recorded six tackles (four solo), one interception and one pass defended.

**2015 (16/16 - New Orleans):** Started all 16 games for first time and posted 136 tackles (87 solo), three sacks, five passes defended, two forced fumbles and his first career fumble recovery. Set career-highs in tackles, solo stops, sacks, forced fumbles and recoveries. One of five players on defense to start each game.

- At Indianapolis (10/25), posted seven tackles (six solo), his first sack of the season and a pass defended.
- At Houston (11/29), posted a career-high-tying, game-high and team-high 16 tackles, including a career-high 12 solo stops, one forced fumble and one pass defended.
- Against Carolina (12/6), recorded a team-high 15 tackles (seven solo) and made the first fumble recovery of his career.
- Against Jacksonville (12/27), started and had seven tackles (four solo), a career-high two sacks and picked off a two-point conversion attempt by Blake Bortles.

**2014 (15/14 - New Orleans):** Played in 15 games with 14 starts and ranked second on the team with 113 tackles (63 solo), one sack, two interceptions, five passes defended and two special teams stops. Was inactive for the season finale at Tampa Bay.

- At Cleveland (9/14), recorded team-high 11 tackles (seven solo).
- At Dallas (9/28), recorded six tackles (five solo) and a sack.
- At Detroit (10/19), registered 10 tackles, a 45-yard interception return and a pass defended.
- Against Green Bay (10/26), posted a career-high and team-best 16 tackles.
- At Pittsburgh (11/30), made six tackles (four solo), a second quarter interception of Ben Roethlisberger and one pass defended.

**2013 (14/14 - New Orleans):** Started all 14 games he appeared in, finishing with 93 tackles (60 solo), a sack, an interception, six passes defended, a forced fumble and three special teams stops. Suffered a season-ending ankle injury in week 16 that placed him on injured reserve on Dec. 25. Missed the Week 11 contest against San Francisco with an injury.

- Against Atlanta (9/8), started and appeared in his first NFL contest at nickel cornerback and posted seven tackles (five solo) and a pass defended that led to a game-clinching interception by Roman Harper in the season opener.
- Against Arizona (9/22), started at safety and recorded six stops (five solo) and an interception returned for 29 yards while also contributing a special teams tackle.
- At Chicago (10/6), totaled six solo tackles, a pass defended and first-career sack for a loss of eight yards.
- At Atlanta (11/21), earned a then career-high 10 stops (five solo) while adding a pass defended.
- At Seattle (12/2), started and racked up seven tackles (five solo) and a forced fumble while also posting a special teams stop.

#### **COLLEGE:**

- Appeared in 51 games with 32 starts at Texas and totaled 264 tackles (162 solo), two sacks, 16 tackles for loss, five interceptions for 19 yards in returns, 21 passes defended, four forced fumbles, a fumble recovery, two blocked punts and 14 special teams tackles (10 solo).
- Earned first-team All-American honors as a senior and All-Big 12 first-team recognition from league coaches in his final two years. Played four different positions including both safety spots.
- As a senior (2012), started all 13 games at free safety as a team captain and totaled a team-leading and career-high 107 tackles (60 solo), including four stops for a loss, two interceptions for 19 yards in returns, five passes defended, two forced fumbles and one fumble recovery.

- As a junior (2011), started all 13 contests at strong safety and totaled 82 tackles (47 solo), two sacks for minus 16 yards, eight stops for a loss, eight passes defended and two interceptions. Helped Longhorns lead Big 12 and rank sixth in nation in rushing defense (92.2 ypg.) and 11th in total defense (306.1 ypg.).

- As a sophomore (2010), appeared in all 12 games on defense and special teams and finished fifth on the team with 56 tackles (42 solo), also adding four stops for minus 22 yards, eight passes defended, one interception and a forced fumble, also contributing five tackles (four solo) and a blocked punt on special teams. Helped Longhorns rank sixth in nation in total defense (300.2 ypg.) and pass defense (161.6 ypg.).

- As a freshman (2009), appeared in all 13 games on defense and special teams and recorded 19 tackles (13 solo), one forced fumble, nine special teams stops and one blocked punt.

- Majored in physical culture and sports studies at Texas.

#### **PERSONAL:**

- Attended Brownwood (Texas) High School before transferring to Early (Texas) High School for his senior campaign.

- Played six different positions while totaling 235 tackles and five interceptions in three years, also seeing action on offense at wide receiver and running back.

- Earned both All-State and All-District first-team honors at defensive back.

- Also played basketball for three years.

- His younger brother, Kevin, also played football at Texas.

- Vaccaro received the Jim Finks Good Guy Award in 2014 for his cooperation with the New Orleans media.

- Follow Vaccaro on Twitter at @KennyVaccaro4.

- Follow Vaccaro on Instagram at @kennyvaccaro.

- Born Kenneth Dwayne Vaccaro on Feb. 15, 1991 in Brownwood, Texas.

KENNY VACCARO'S GAME-GAME																										
2013 New Orleans Saints																										
Date	Opp	W/L	P/S	Tot Solo	Asst	Sk	- Yds	QBP	TFL	Int - Yds	-TD	PD	FF	FR - Yds	SpT											
Sept 8	Atl	W	S	7	5	2	0.0	0.0	NA	NA	0	0	0	1	0	0	NA									
Sept 15	@ TB	W	S	8	7	1	0.0	0.0	NA	NA	0	0	0	0	0	0	NA									
Sept 22	Ari	W	S	6	5	1	0.0	0.0	NA	NA	1	29	0	1	0	0	NA									
Sept 30	Mia	W	S	5	3	2	0.0	0.0	NA	NA	0	0	0	0	0	0	NA									
Oct 6	@ Chi	W	S	6	6	0	1.0	8.0	NA	NA	0	0	0	1	0	0	NA									
Oct 13	@ NE	L	S	8	4	4	0.0	0.0	NA	NA	0	0	0	0	0	0	NA									
Oct 27	Buf	W	S	5	3	2	0.0	0.0	NA	NA	0	0	0	1	0	0	NA									
Nov 3	@ NYJ	L	S	8	5	3	0.0	0.0	NA	NA	0	0	0	1	0	0	NA									
Nov 10	Dal	W	S	5	2	3	0.0	0.0	NA	NA	0	0	0	0	0	0	NA									
Nov 17	SF	W	IA																							
Nov 21	@ Atl	W	S	10	5	5	0.0	0.0	NA	NA	0	0	0	1	0	0	NA									
Dec 2	@ Sea	L	S	7	5	2	0.0	0.0	NA	NA	0	0	0	0	1	0	NA									
Dec 8	Car	W	S	8	5	3	0.0	0.0	NA	NA	0	0	0	0	0	0	NA									
Dec 15	@ StL	L	S	7	3	4	0.0	0.0	NA	NA	0	0	0	0	0	0	NA									
Dec 22	@ Car	L	S	3	2	1	0.0	0.0	NA	NA	0	0	0	0	0	0	NA									
Dec 29	TB	Placed on injured reserve on Dec.25, 2013																								
Totals		10-5	14/14	93	60	33	1.0	8.0	NA	NA	1	29	0	6	1	0	0	3								



## KENNY VACCARO'S NFL STATISTICS

### REGULAR SEASON

				TACKLES							INTERCEPTIONS					FUMBLES			
Year	Team	GP	GS	Tot	Solo	Asst	Sk	Yds	QBP	TFL	No	Yds	Lg	TD	PD	FF	FR	Yds	SpT
2013	New Orleans	14	14	93	60	33	1.0	8.0	NA	NA	1	29	29	0	6	1	0	0	3
2014	New Orleans	15	14	113	63	50	1.0	7.0	NA	NA	2	45	45	0	5	0	0	0	2
2015	New Orleans	16	16	136	87	49	3.0	36.0	NA	NA	0	0	0	0	5	2	1	0	0
2016	New Orleans	11	11	80	56	24	1.0	1.0	NA	NA	2	30	30	0	6	2	1	0	1
2017	New Orleans	12	12	60	48	12	1.5	7.5	NA	NA	3	41	30	0	7	0	1	0	0
2018	Tennessee	13	13	70	45	25	2.0	2.0	3	4	1	0	0	0	5	0	0	0	0
<b>NFL Totals</b>		<b>81</b>	<b>80</b>	<b>552</b>	<b>359</b>	<b>193</b>	<b>9.5</b>	<b>61.5</b>	<b>3</b>	<b>4</b>	<b>9</b>	<b>145</b>	<b>45</b>	<b>0</b>	<b>34</b>	<b>5</b>	<b>3</b>	<b>8</b>	<b>6</b>

### PLAYOFFS

				TACKLES							INTERCEPTIONS					FUMBLES			
Year	Team	GP	GS	Tot	Solo	Asst	Sk	Yds	QBP	TFL	No	Yds	Lg	TD	PD	FF	FR	Yds	SpT
2013	New Orleans	0	0	0	0	0	0.0	0.0	NA	NA	0	0	0	0	0	0	0	0	0
2017	New Orleans	0	0	0	0	0	0.0	0.0	NA	NA	0	0	0	0	0	0	0	0	0
<b>Playoff Totals</b>		<b>0</b>	<b>0</b>	<b>0</b>	<b>0</b>	<b>0</b>	<b>0.0</b>	<b>0.0</b>	<b>0</b>	<b>0</b>	<b>0</b>	<b>0</b>	<b>0</b>	<b>0</b>	<b>0</b>	<b>0</b>	<b>0</b>	<b>0</b>	<b>0</b>

### Single-Game Highs

Tackles - 16 (Twice, last at Houston 11/29/15)  
 Interceptions - **1 (Nine times, last at Miami 9/9/18)**  
 Interception Long - 45 at Detroit (10/19/14)  
 Sacks - 2 vs. Jacksonville (12/27/15)  
 Passes Defensed - 3 vs. Detroit (10/15/17)  
 Forced Fumble - 1 (Five times, last at San Francisco 11/6/16)  
 Fumble Recovery - 1 (Three times, last vs. Detroit 10/15/17)  
 Special Teams Tackles - 2 at Chicago (12/15/14)

### Additional Statistics

Touchdowns - 1, fumble recovery in the end zone vs. Detroit (10/15/17)



# 82 DELANIE WALKER

TIGHT END • 6'2" • 248 LBS • COLLEGE: CENTRAL MISSOURI

ACQUIRED: UNRESTRICTED FREE AGENT (SF) - 2013

NFL EXPERIENCE (NFL/TITANS): 13/6 • HOMETOWN: POMONA, CALIF.

GAMES PLAYED/GAMES STARTED: 176/96 (PLAYOFFS: 6/4)



Captain: 2015, 2016, 2017, 2018



Pro Bowl: 2015, 2016, 2017



Community Man of the Year: 2013 (TEN), 2015 (TEN)

**PRO:** The Titans targeted Delanie Walker early in the 2013 free agency period to bring physicality, versatility and leadership to the offense. He has delivered that and more, becoming one of the NFL's top play-making tight ends. The tight end brings a unique element to the offense and poses match-up problems for defenses with his ability to line up in the backfield, on the line, in the slot and as a wideout. The 6-foot-2-inch, 248-pounder spent the first seven years of his career with the San Francisco 49ers after being selected in the sixth round of the 2006 NFL Draft. His first five seasons in Tennessee arguably resulted in the best five-year stretch in franchise history by a player at his position. During that time period, his 356 receptions and 4,156 receiving yards (to go with 26 touchdowns) set a franchise high for a tight end in any consecutive five-year period. During that timespan, his reception total led all NFL tight ends and his yardage total ranked third among all NFL tight ends. In 2015, he set the single-season franchise records among tight ends with 94 receptions and 1,088 receiving yards, leading to his first career Pro Bowl invitation.

## CAREER HIGHLIGHTS:

- During his first five seasons with the Titans (2013-2017), Walker led all NFL tight ends with 356 receptions and ranked third in the NFL with 4,156 yards.
- In 2017, Walker was named to his third consecutive Pro Bowl after leading the team with 74 receptions and 807 receiving yards. He earned Offensive MVP honors in the Pro Bowl after catching two touchdown passes, including an 18-yard, game-winning score late in the fourth quarter.
- In 2016, Walker was named to his second consecutive Pro Bowl after tying for the team lead with 65 receptions and finishing second on the squad with 800 receiving yards and a career-high seven receiving touchdowns.
- In 2015, Walker was named to his first Pro Bowl. He set new team records among tight ends with 94 receptions and 1,088 receiving yards, and he caught six touchdown passes for the second time in three years (2013). He broke his own receiving yardage record (890 in 2014) and Frank Wycheck's reception record (70 in 1998 and 2000) for franchise tight ends.
- On the team's all-time single-season receptions list, regardless of position, Walker tied wide receiver Kendall Wright (94 receptions in 2013) for the fifth-highest total in 2015. Walker's 94 receptions tied Jason Witten (94 catches in 2009 and 2010) for the 10th-highest total in NFL history by a tight end.
- In 2014, Walker's team-leading 890 receiving yards set a career high and marked the highest total in franchise history by a tight end, eclipsing Frank Wycheck's 768 receiving yards in 1998. Walker's 63 receptions in 2014 also led the team, set a career high, and tied for fourth in team annals.
- In 2013, Walker's first season in Tennessee, he totaled 60 receptions for 571 yards and six touchdowns, setting career highs in all three categories. Also, he became the only tight end in franchise history other than Titans Ring of Honor member Frank Wycheck (1997-2001) to reach 60 receptions in a single season. Walker's six touchdown receptions tied for fourth place in franchise history among tight ends and were the most since Wycheck's six in 1996.
- In 2012, Walker played an integral role in the 49ers' second consecutive playoff season, as he teamed with Vernon Davis to form one of the NFL's top tight-end duos. He saw action in all 16 regular-season games with four starts and set a career high with 344 yards and three touchdowns (matched career high) on 21 receptions. His average of 16.4 yards per catch was the highest among all NFL tight ends with 20 or more catches.
- During the 2012 playoffs, Walker appeared in all three games and started

in Super Bowl XLVII. In the Super Bowl, he recorded three receptions for 48 yards.

- In 2010, he played in 14 games with eight starts and tallied a then-career-best 29 receptions for 331 yards.

## TITANS TIDBITS:

- Walker was named the Tennessee Titans Community Man of the Year in 2013 and 2015, due in large part to his tireless work with Mothers Against Drunk Driving. He teamed with MADD to help raise awareness of the dangers of drinking and driving after losing his aunt and uncle in a horrific accident near New Orleans after Super Bowl XLVII. The morning after San Francisco's loss to Baltimore at the Superdome, an alleged drunk driver killed Alice and Bryan Young only hours after Walker hugged Alice and Bryan at the team's postgame party. In addition to his work with MADD, Walker is an ambassador with the Tennessee Governor's Highway Safety Office's "Booze It and Lose It" campaign.
- In April 2017, Walker took part in an eight-day overseas trip to the Middle East to visit U.S. servicemen and women as part of a United Service Organization tour. The group was on their USO tour, and visiting an Army base in Kuwait, when Syrian president Bashar al-Assad launched a chemical attack against civilians in his country on April 4. The NFL players traveled to another region in the Middle East the following day, unsure if their scheduled visit with Marines and Air Force airmen would be allowed to proceed. The group was eventually cleared for the visit, but before they could leave one base, military police boarded their bus and forced the players to delete any pictures and videos taken at the base from their cameras and cell phones.
- In 2014, Walker established the Delanie Walker Gives Back Foundation ([delaniewalker.org](http://delaniewalker.org)) to provide inner city and low-income children with the educational opportunities and resources to reach their full potential and beat the odds.
- During the 2016 offseason, Walker spearheaded a benefit dinner and auction for his foundation called "Carving It Up with Delanie Walker." He also launched "Delanie Walker's Imagination Station" at Fall-Hamilton Elementary School in collaboration with Scholastic Book Fairs to provide a new fully-furnished reading room for students.
- Walker was one of five finalists for the NFL's 2015 Byron "Whizzer" White Award, which recognizes community service.
- During the 2015 and 2016 offseasons, the Delanie Walker Gives Back Foundation hosted a Celebrity Go-Karting Challenge, raising more than \$75,000 to benefit the foundation. Walker launched the non-profit to provide inner-city and low-income children with the educational opportunities and resources to reach their full potential and beat the odds. Proceeds from the go-karting event will help fund community outreach programs such as Back to School COOL, Delanie's Imagination Stations, and College Bound. Walker's offseason also includes hosting a youth football camp.
- Over the years, Walker has owned quite a selection of cars, ranging from classics to newer models. His collection has included a 1964 Chevy Impala, 1972 Buick Skylark, 1989 Camaro IROC-Z28 and 2010 F250 truck. Walker's passion for cars can be traced back to his childhood, where he would spend countless hours refurbishing old autos with the help of his friend's father, who was a mechanic. "Growing up we didn't have much money, so we would buy cars from the junkyard and fix them up. We'd spend all day taking off parts and replacing them, just like new. The most important lesson I learned was 'the way you take it off is the way you put it back on.'" Walker admits that cars these days have become more advanced and that he is only comfortable working on models that are pre-

1990. After his playing days are over, he envisions owning a car restoration shop.

- Having grown up in a tough neighborhood, Walker knows first-hand how difficult it is to overcome obstacles in order to achieve one's goals. During his time in San Francisco, he visited delinquent youths across the Bay Area, making it a point to share his story and give positive reinforcement to those who can relate to him. "It's very important that people know about what I've been through. You can grow up in the worst neighborhood and still make it to the NFL. That's why I want kids, especially in the Bay Area, to understand that you can overcome those situations, because I did."
- For a 248-pound tight end, Walker makes a lot of tacklers miss. His speed on the field can be linked to his success on the track as a high school senior. Despite lettering only one year, he won the Division III 100m (10.6) and long jump (21-5) titles, while also serving as a member of the winning 4x100m relay team at the 2002 Miramonte League Meet. Delanie's younger brother, Anthony, competed in the 400m and 4x400m at the collegiate level, and has his hopes set on making the Olympic team one day.
- On Feb. 14, 2015, Walker was inducted into the Central Missouri Athletic Hall of Fame.

### CAREER TRANSACTIONS:

- The Pomona, Calif., native was selected by the 49ers in the sixth round (175th overall) of the 2006 NFL Draft.
- Signed by the Titans as an unrestricted free agent on March 14, 2013.

### SEASON RECAPS:

**2018 (1/1 - Tennessee):** Started at tight end in the season opener and registered four catches for 52 yards. Placed on injured reserve on Sept. 10, 2018.

- At Miami (9/9), started at tight end and grabbed four receptions for 52 yards before leaving the game in the fourth quarter with an injury.

**2017 (16/11, 2/2 - Tennessee):** Named to his third consecutive Pro Bowl and won Offensive MVP honors after catching four passes for 29 yards and two touchdowns. Played in all 16 games with 11 starts at tight end and led the team with 74 receptions and 807 receiving yards. Ranked second on the squad with three receiving touchdowns. Started at tight end in both postseason contests and tied for the team lead with nine receptions for a team-best 123 yards. Reached the 800-yard receiving mark for the fourth consecutive season while no other tight end in franchise history has a single 800-yard receiving season. Reached the 5,000-yard career receiving mark at Houston (10/1/17). Became the 10th player in franchise history to record 300 receptions at Houston (10/1/17). Moved into sole possession of ninth place on the team's all-time receptions list at Cleveland (10/22/17), passing former Titans wide receiver Nate Washington (307). Recorded his 323rd reception as a member of the Titans against Cincinnati (11/12/17), passing former Oilers wide receiver Curtis Duncan (322) for eighth place on the franchise's all-time receptions list. Registered his first career rushing touchdown at Jacksonville (9/17/17). Registered his fifth consecutive seasons with at least 60 receptions, becoming only the fourth player and second tight end in franchise history to accomplish the feat. Led or tied for the team lead in receptions 12 times in 2017 (vs. OAK, at JAX, at HOU, at CLE, vs. BAL, vs. CIN, at PIT, at IND, vs. HOU, at ARZ, vs. JAX, at KC). Led the team in receiving yards nine times in 2017 (vs. OAK, at JAX, at HOU, at CLE, vs. BAL, vs. CIN, at IND, vs. HOU, at KC).

- Against Oakland (9/10), started at tight end and led the team with seven receptions and 76 receiving yards. Both totals were the best of Walker's career in a Week 1 performance. Delivered a punishing block during Marcus Mariota's 10-yard touchdown run off left end with 6:58 remaining in the first quarter. Extended the Titans' second scoring drive with a 10-yard grab on third-and-six in the second stanza.
- At Jacksonville (9/17), played as a reserve at tight end and led the team with four receptions and 61 receiving yards. Scored his first career rushing touchdown on his lone carry. Kept the Titans' opening scoring drive alive with a eight-yard grab on third-and-six in the first quarter. Extended the Titans' third scoring drive with a 19-yard catch on third-and-11 in the third stanza. Increased the Titans lead to 23-3 with a one-yard touchdown run on a jet sweep with 2:49 left to play in the third quarter.
- At Houston (10/1), started at tight end and tied for the team lead with three receptions for a team-best 51 receiving yards. Set up the Titans' opening touchdown with a 21-yard reception in the second quarter. On a 21-yard reception, he reached the 5,000-yard career receiving mark. Became the 10th player in franchise history to reach 300 receptions with the Titans.
- At Cleveland (10/22), started at tight end and led the team with seven

catches and 63 receiving yards. With his first reception of the game, he moved into sole possession of ninth place on the team's all-time receptions list, passing former Titans wide receiver Nate Washington (307). Extended the Titans' second scoring drive with a seven-yard reception on third-and-five in the second quarter.

- Against Baltimore (11/5), played as a reserve at tight end and led the team with five receptions and 71 receiving yards. Helped set up the Titans' game-winning touchdown with a 25-yard reception over the middle in the fourth quarter.
- Against Cincinnati (11/12), started at tight end and led the team with six catches and 63 receiving yards. Extended the Titans' opening touchdown drive with a six-yard catch on third-and-four in the first quarter. On his fourth catch of the day, recorded his 323rd reception as a member of the Titans, passing former Oilers wide receiver Curtis Duncan (322) for eighth place on the franchise's all-time receptions list.
- At Indianapolis (11/26), played as a reserve at tight end and tied for the team lead with four receptions for a team-high 63 receiving yards and a touchdown. On his first reception of the game, a 14-yarder, became the sixth player in franchise history to record 50 receptions in at least five different seasons and only the fifth to do so in five consecutive seasons. Set up the Titans' second field goal with a 37-yard reception in the first quarter. Cut the Colts' lead to 16-13 with a two-yard touchdown grab late in the third quarter.
- Against Houston (12/3), started at tight end and led the team with five receptions and 63 receiving yards with a touchdown. Extended the Titans' second touchdown drive with a 18-yard catch along the sideline on third-and-eight in the third stanza. Gave the Titans a 17-10 lead with a 24-yard touchdown grab late in the third quarter. Recorded his 25th touchdown reception in a Titans uniform and in doing so, he tied former Titans wide receiver Drew Bennett (25) for the 10th place on the franchise's all-time list for career touchdown receptions. Extended his streak to 79 consecutive individual games with at least one reception, dating back to his final seven games with the San Francisco 49ers in 2012. It was also his 72nd game as a member of the Titans with at least one catch and put him ahead of former wide receiver Nate Washington (71 consecutive games) for the fifth-longest such streak in franchise history.
- At San Francisco (12/17), started at tight end and hauled in five receptions for 37 yards with a touchdown. Cut the 49ers' lead to 16-10 with a four-yard touchdown catch in the back of the end zone with 29 seconds left to play in the first half. It also was his 26th touchdown catch as a member of the Titans, which surpassed former wide receiver Drew Bennett's career total (25) for 10th place on the franchise's all-time touchdown receptions list.
- Against Jacksonville (12/31), played as a reserve at tight end in his 175th career regular season game and tied for the team lead with three catches for 19 yards.
- At Kansas City (1/6), started at tight end and led the team with six catches for 74 yards. Kept the Titans' second touchdown drive alive with a 14-yard catch on third-and-10 on the final play of the third quarter. Converted a critical third down with a nine-yard grab on third-and-three during the Titans' game-winning touchdown drive in the fourth quarter.

**2016 (15/9 - Tennessee):** Named to the Pro Bowl. Played in 15 games with nine starts at tight end. Tied for the team lead with 65 receptions and finished second on the squad with 800 receiving yards. Ranked second on the club with a career-high seven receiving touchdowns. Was inactive in one game. Has four career 100-yard receiving performances, including one in 2016 (vs. GB). Led the team in receiving yards five times in 2016 (at DET, at MIA, vs. IND, vs. GB, vs. DEN). Led or tied for the team lead in receptions six times in 2016 (at MIA, vs. IND, vs. JAX, vs. GB, vs. DEN, at KC).

- At Detroit (9/18), saw significant action as a reserve at tight end and led the team with 83 receiving yards on six catches including a touchdown. Hauled in a 32-yard catch over the middle in the first quarter. Cut the Lions' lead to 15-10 with a 30-yard touchdown grab on the first play of the fourth quarter. With the touchdown reception, his 17th as a member of the Titans, he tied Dave Casper for fourth place on the franchise's touchdown receptions list among tight ends.
- At Houston (10/2), started at tight end and grabbed two receptions for 34 yards. Set up the Titans' first field goal with his 350th career reception, a 24-yard catch to the Texans' 35-yard line in the first quarter.
- At Miami (10/9), played as a reserve at tight end and tied for the team lead with five catches for a team-best 66 receiving yards with a touchdown. Kickstarted the Titans' first touchdown drive with a 29-yard reception over the middle in the first quarter. Gave the Titans a 21-14 halftime lead with a 20-yard touchdown reception with 47 seconds remaining in the first half.



It marked his 18th touchdown in a Titans uniform, which moved him past Dave Casper (17) for fourth in franchise history among tight ends.

- Against Indianapolis (10/23), started at tight end in his 150th career regular season game and led the team with seven receptions and 84 receiving yards with a touchdown. Extended the Titans' opening touchdown drive with a 14-yard grab on third-and-three in the first quarter. Set up the Titans' second touchdown by drawing a 27-yard pass interference penalty at the Colts' two-yard line late in the second quarter. Evened the score at 20-20 with a seven-yard touchdown catch on third-and-seven with 12:39 left to play in the fourth quarter. Converted a third-and-six with a leaping 26-yard reception during the Titans' final scoring drive in the fourth quarter.

- Against Jacksonville (10/27), started at tight end and tied for the team lead with four receptions for 75 yards.

- At San Diego (11/6), started at tight end and snared five receptions for 42 yards with a touchdown. Kickstarted the Titans' first touchdown drive with a 20-yard catch down the left sideline in the second quarter. Cut the Chargers' lead to 33-28 with an eight-yard touchdown grab with 9:51 left to play in the fourth quarter.

- Against Green Bay (11/13), played as a reserve at tight end and led the team with nine receptions for 124 yards with a touchdown. Set up the Titans' second touchdown with a 41-yard catch-and-run down the right sideline in the first quarter. Gave the Titans a 14-0 lead by hauling in a 10-yard touchdown pass from DeMarco Murray on a halfback pass with 6:58 remaining in the first quarter. Converted a pair of third downs during the Titans' third touchdown drive: a 14-yard reception on third-and-seven and a 19-yard catch on third-and-three.

- At Chicago (11/27), saw significant action as a reserve at tight end and snagged three receptions for 50 yards with a touchdown. Set up the Titans' opening touchdown with a 38-yard grab over the middle late in the opening stanza. Kept the Titans' initial touchdown drive alive with an eight-yard reception on third-and-six in the first quarter. Gave the Titans a 14-7 lead with a four-yard touchdown grab on third-and-goal in the second quarter.

- At Kansas City (12/18), played as a reserve at tight end and led the team with six receptions for 55 yards. Converted a pair of third downs during the Titans' final touchdown drive: a 16-yard catch on third-and-five and a 14-yard reception on third-and-10 in the fourth quarter. Set up the Titans' game-winning field goal by hauling in a 15-yard reception on third-and-four late in the fourth quarter.

- At Jacksonville (12/24), started at tight end and hauled in three receptions for 23 yards with a touchdown. Set a new career high with his seventh touchdown reception on a 14-yard toss from Matt Cassel on third-and-eight with 8:42 left to play in the final quarter.

**2015 (15/10 - Tennessee):** Named to the Pro Bowl. Played in 15 games with 10 starts at tight end. Led the team, all NFL tight ends and ranked ninth in the NFL with a career-high 94 receptions. Led the team and ranked tied for 11th in the AFC with a career-best 1,088 receiving yards. Led the team and tied a career-high with six receiving touchdowns. Set the franchise record for tight ends with 94 catches and 1,088 receiving yards. Became the ninth tight end in NFL history to reach 90 receptions in a season, and those nine players have produced 17 total 90-catch seasons. Was inactive for one contest. His receiving yardage total of 1,978 yards from 2014-15 is the highest two-year total in franchise history by a tight end. Posted one of his three career 100-yard receiving performances (at JAX). Led or tied for the team lead in receptions 12 times in 2015 (vs. IND, vs. BUF, vs. MIA, vs. ATL, at HOU, at NO, at JAX, vs. OAK, vs. JAX, at NYJ, vs. HOU, at IND). Led the team in receiving yards nine times (vs. MIA, vs. ATL, at HOU, at NO, vs. CAR, at JAX, vs. OAK, at NYJ, at IND). Collected a career-high two receiving touchdowns at New Orleans (11/8/15) and at New England (12/20/15).

- At Tampa Bay (9/13), started at tight end and caught three passes for 43 yards with a touchdown before leaving the game in the third quarter with an injury. Extended the Titans' opening touchdown drive with a 22-yard grab on third-and-10 in the first quarter. Gave the Titans a 35-7 advantage with a one-yard touchdown catch on third-and-one with 48 seconds remaining in the first half.

- Against Indianapolis (9/27), started at tight end and tied for the team lead with seven receptions for 68 yards. In the second quarter, his first reception of the game (six yards) gave him his 250th career NFL reception. Extended the Titans' first touchdown drive with a 19-yard reception on third-and-13 in the second stanza. Walker passed the 3,000-yard receiving mark for his career with the catch. Kept the Titans' final touchdown drive alive with a 13-yard catch on third-and-10 in the fourth quarter.

- Against Miami (10/18), led the team with eight receptions and 97 receiving yards.

- Against Atlanta (10/25), started at tight end and led the team with seven catches and 55 receiving yards. With an eight-yard reception in the third quarter, became the fifth tight end in franchise history to reach 150 catches with the club.

- At Houston (11/1), played as a reserve at tight end and led the team with six receptions and 62 receiving yards. Extended the Titans' opening scoring drive with a six-yard reception on third-and-one in the first quarter.

- At New Orleans (11/8), played as a reserve at tight end and led the team with seven receptions, 95 receiving yards and two touchdowns. Cut the Saints' lead to 14-10 by hauling in a deflected pass from Marcus Mariota and racing 61 yards for a touchdown with a minute left to play in the opening stanza. Got open in the back of the end zone and hauled in a two-yard touchdown pass with 8:08 remaining in the second quarter. Snared a two-point conversion to even the score at 28-28 with 7:06 left to play in the fourth quarter.

- Against Carolina (11/15), started at tight end and led the team with 52 receiving yards on three receptions. Extended the Titans' first touchdown drive with a 21-yard catch on third-and-12 in the first quarter.

- At Jacksonville (11/19), started at tight end and led the team with eight receptions and 109 receiving yards.

- Against Oakland (11/29), started at tight end and led the team with six receptions and 91 receiving yards. Kickstarted the Titans' first touchdown drive with a 36-yard grab in the first quarter, which also was the 300th reception of his 10-year career.

- Against Jacksonville (12/6), led the team with eight catches for 92 yards with a touchdown. Extended the Titans' second touchdown drive with a 29-yard reception on third-and-seven in the second quarter. Increased the Titans' lead to 14-6 with a seven-yard touchdown catch on third-and-seven in the second stanza.

- At N.Y. Jets (12/13), started at tight end and led the team with seven receptions and 71 receiving yards. In the fourth quarter, recorded his fourth reception of the game and on the catch—his 71st of the season—he broke Frank Wycheck's franchise record for the most receptions in a season by a tight end.

- At New England (12/20), started at tight end and caught two passes for 64 yards with two touchdowns. Hauled in a seven-yard touchdown pass from Zach Mettenberger with 10:05 left to play in the third quarter. Collected his second touchdown of the afternoon with a 57-yard catch-and-run rumble down the right sideline with 6:52 left to play in the fourth quarter. On a 57-yard touchdown reception, broke his own franchise record for the most receiving yards in a season by a tight end.

- Against Houston (12/27), played as a reserve at tight end and led the team with nine catches for 59 yards. In the first quarter, caught his 200th reception as a member of the Titans.

- At Indianapolis (1/3), started at tight end and led the team with nine catches and 94 receiving yards. Rushed once for 36 yards. With a 13-yard catch in the first quarter, became the first tight end in franchise history to reach 1,000 receiving yards in a season. Extended the Titans' second touchdown drive with a 17-yard catch on third-and-seven in the second quarter. On the next play, took a handoff on a reverse and scampered for 36 yards down the right sideline in the second stanza. Extended the Titans' scoring drive in the third quarter with an 11-yard reception on third-and-one. Kept the Titans' fourth-quarter touchdown drive alive with a nine-yard catch on third-and-four.

**2014 (15/14 - Tennessee):** Played in 15 games with 14 starts at tight end and led the team with a career-high 63 receptions. Led the team and ranked second among AFC tight ends with a career-best 890 receiving yards, which is a franchise single-season record for tight ends. Ranked second on the team with four receiving touchdowns. Was inactive for one contest. Led or tied for the team lead in receptions five times in 2014 (vs. DAL, at IND, vs. HOU, at PHI, vs. IND). Led the team in receiving yards five times in 2014 (vs. DAL, at CIN, at IND, at PHI, vs. IND). Tied a career-high with 10 receptions against Dallas (9/14/14). Set a career-best with 155 receiving yards at Philadelphia (11/23/14). Posted two 100-yard receiving performances (vs. DAL, at PHI). With a 12-yard catch in the second quarter at Cincinnati (9/21/14), reached 200 career receptions.

- At Kansas City (9/7), hauled in three receptions for 37 yards with a touchdown. Gave the Titans a 7-3 lead with a leaping five-yard touchdown grab in the back of the end zone with 3:31 left to play in the second quarter.

- Against Dallas (9/14), led the team with a then-career-best 142 receiving yards, while tying a career-high with a team-high 10 receptions and a touchdown. In addition to setting a then-career high, Walker's 142 receiving yards qualified as the third-highest total in franchise history by a tight end. Cut the Cowboys' lead to 16-10 with a career-long 61-yard



touchdown catch-and-run on third-and-three with 7:45 remaining in the third quarter.

- At Cincinnati (9/21), led the team with 54 receiving yards on four catches. With a 12-yard catch in the second quarter, reached 200 career receptions.
- At Indianapolis (9/28), tied for the team lead with five receptions for a team-best 84 receiving yards and a touchdown. Kickstarted the Titans' first scoring drive with a 31-yard reception in the second quarter. Cut the Colts lead to 20-10 with an acrobatic seven-yard touchdown reception in the back of the end zone with 17 seconds left to play in the first half.
- Against Jacksonville (10/12), snared three receptions for 57 yards. Extended the Titans' first scoring drive with an 18-yard grab on third-and-one in the first stanza. Kickstarted the Titans' touchdown drive with a 37-yard grab in the second quarter.
- Against Houston (10/26), tied for the team lead with four receptions for 37 yards with a touchdown. Got the Titans in the end zone with a six-yard touchdown catch with 2:12 left to play in the third quarter.
- At Baltimore (11/9), hauled in three receptions for 37 yards before leaving the game in the second quarter with an injury. Converted two third downs with a 15-yard reception on third-and-nine and a 17-yard grab on third-and-seven during the opening drive of the game.
- Against Pittsburgh (11/17), was inactive.
- At Philadelphia (11/23), led the team with five receptions for a career-high 155 receiving yards which is the second-highest receiving yardage total by a tight end in franchise history. Set up the Titans second touchdown with a 68-yard catch-and-run reception in the second stanza. Extended the Titans' third scoring drive with a 21-yard reception on third-and-two in the second quarter. Kickstarted the Titans' final touchdown drive with a 27-yard catch down to the Eagles' 10-yard line in the final quarter.
- Against N.Y. Jets (12/14), collected four receptions for 93 yards and in the process set a new single-season franchise record for receiving yards by a tight end.
- Against Indianapolis (12/28), started at tight end and led the team with seven receptions and 43 receiving yards.

**2013 (15/11 - Tennessee):** Played in 15 games with 11 starts in his first season with the Titans and led the team with a career-high six receiving touchdowns. Ranked second on the team with a career-high 60 receptions and third on the squad with 571 receiving yards. Became just the second franchise tight end (Frank Wycheck) to amass 60 receptions in a season. Led the team in receptions once in 2013 (vs. IND). Led the team in receiving yards once in 2013 (vs. IND). Set career-highs with 10 receptions and 91 receiving yards against Indianapolis (11/14/13). Went over the 2,000-yard career receiving mark at Jacksonville (12/22/13).

- At Pittsburgh (9/8), made his Titans debut and caught three passes for 40 yards. Extended the Titans' second scoring drive with a 25-yard reception on third-and-15 in the third quarter. Drew a 24-yard pass interference penalty deep in Steelers' territory in the fourth quarter.
- At Houston (9/15), gave the Titans a 17-16 lead with a 10-yard touchdown pass from Jake Locker with 6:37 left to play in the fourth quarter.
- Against San Diego (9/22), made his first start in a Titans uniform and caught five passes for 49 yards. Helped block for Titans' rushers to gain 170 yards on the ground. Kickstarted the Titans' initial touchdown drive with a 17-yard grab in the second quarter.
- Against N.Y. Jets (9/29), got the Titans on the scoreboard with a one-yard touchdown reception on third-and-goal with 11:57 left to play in the first quarter.
- Against San Francisco (10/20), caught three passes for 52 yards with a touchdown. Snared a 26-yard touchdown pass with 3:17 left to play in the fourth quarter.
- Against Jacksonville (11/10), snared four receptions for 62 yards with a touchdown. Extended the Titans' final touchdown drive with a 33-yard grab on third-and-10 late in the fourth quarter. Got open in the end zone for a 14-yard touchdown with 40 seconds remaining in the game.
- Against Indianapolis (11/14), led the team with career-highs in receptions (10) and receiving yards (91), while adding a touchdown catch. Extended the Titans' initial touchdown drive with a 12-yard grab on third-and-one in the opening stanza. Kept the Titans' second touchdown drive alive with a 14-yard catch on third-and-seven in the first quarter. Converted a third-and-nine with an 18-yard reception during the Titans' scoring drive early in the final stanza. Got open and hauled in a 19-yard touchdown pass with 1:54 left to play in the game.
- At Indianapolis (12/1), snared one reception for five yards before leaving the game in the first quarter with an injury.
- Against Arizona (12/15), snared eight catches for 53 yards with a touchdown. Helped set up the Titans' first touchdown with a 22-yard

reception to the Cardinals' 33-yard line in the first quarter. Made the score 17-13 with a one-yard touchdown catch on a play-action fake with 6:16 left to play in the third quarter.

**2012 (16/4, 3/1 - San Francisco):** Appeared in all 16 games with four starts and compiled 21 receptions. Set a single-season career-high with 344 receiving yards and tied a career best with three receiving touchdowns. Appeared in all three postseason contests with a start and posted five receptions for 85 yards. Tallied four special teams tackles in the postseason, tying for the team lead (Michael Wilhoite).

- Against Seattle (10/18), hauled in his first touchdown of the season and the sixth of his career on an 11-yard pass from Alex Smith.
- At New England (12/16), recorded two receptions for 34 yards and a touchdown from Colin Kaepernick. Walker also recovered the Patriots onside kick attempt late in the fourth quarter to seal the victory.
- At Seattle (12/23), caught an 18-yard touchdown pass from Colin Kaepernick in the fourth quarter, giving him three receiving touchdowns in 2012, tying a career high (3 - 2011). He finished the game with four receptions for 54 yards.
- Against Baltimore (2/3), led the team with three special teams tackles in Super Bowl XLVII.

**2011 (15/7, 1/1 - San Francisco):** Appeared in 15 games with seven starts and caught 19 passes for 198 yards with three touchdowns. Started the playoff contest and caught two passes for 36 yards, including a long reception of 29 yards.

- Against Seattle (9/11), led team with three special teams tackles.
- Against Dallas (9/18), hauled in a 29-yard touchdown pass to record his third career score and first since at Carolina (12/2/07).
- Against Tampa Bay (10/9), recorded his second touchdown of the season with a 26-yard touchdown catch on the 49ers opening drive, marking the first time in his career that he had multiple touchdowns in a season.
- At Detroit (10/16), caught a game-winning six-yard touchdown pass on fourth down with 1:51 left from Alex Smith for the 25-19 victory over the previously unbeaten Lions.
- Against N.Y. Giants (11/13), recovered the onside kick by David Akers in the second quarter. Tied his career high with six receptions for 69 yards.

**2010 (14/8 - San Francisco):** Saw action in 14 games with eight starts and tallied a career-best 29 receptions for 331 yards.

- Against Denver (10/31), registered a career-high 85 receiving yards on five receptions, including a 38-yard catch to the one-yard line to set up the 49ers first touchdown.
- Against St. Louis (11/14), hauled in four receptions for 80 yards, marking the first time he posted 80 receiving yards in back-to-back games.

**2009 (16/8 - San Francisco):** Played in all 16 games with eight starts and caught 21 passes for 233 yards. Carried the ball three times for 34 yards. Ranked tied for third on the team with a career-high 20 special teams tackles.

- Against Jacksonville (11/29), registered a season-high four receptions for 52 yards, including two catches for more than 20 yards.

**2008 (15/2 - San Francisco):** Played in 15 games with two starts and hauled in 10 catches for 155 yards and a touchdown.

- Against New England (10/5), started his first game of season and caught one pass for eight yards.
- Against Philadelphia (10/12), filled in at fullback when Zak Keasey (bicep) left the game in the second quarter.
- Against Seattle (10/26), hauled in a career-long 53-yard catch from J.T. O'Sullivan in the first quarter to set up the 49ers first score of game. Left the game in second quarter with an elbow injury and did not return.
- At Dallas (11/23), returned five kickoffs for 112 yards after kick returner Allen Rossum left game with an ankle injury.

**2007 (16/10 - San Francisco):** Saw action 16 games with 10 starts and posted 21 receptions for 174 yards and one touchdown. Also recovered two onside kicks on special teams.

- At Pittsburgh (9/23), made first start of season and caught three passes for 19 yards, while returning three kickoffs for 63 yds.
- At Carolina (12/2), recorded his first career touchdown on a 21-yard pass from Trent Dilfer.

- Against Minnesota (12/9), established then career-highs with six catches for 66 yards.

**2006 (7/1 - San Francisco):** Appeared in seven games as a rookie and registered two catches for 30 yards. Returned one kickoff for 25 yards. Injured shoulder early in training camp and missed first month of season.

- Against Oakland (10/8), played first career game and recorded his first NFL touch when he returned a kickoff 25 yds.
- At New Orleans (12/3), made first career start in a two-tight end set and saw extended playing time due to a knee injury suffered by Eric Johnson.

#### **COLLEGE:**

- Attended Central Missouri State, where he played 20 games and finished his college career tied with Anthony Simpson (1994-95) for eighth on school's career-record list with 113 receptions.
- Upon leaving UCM, his 1,347 receiving yards ranked 11th in school history, while his 965 yards on kickoff returns ranked seventh and 2,578 all-purpose yards ranked ninth.
- His two kickoff returns for touchdowns in 2004 tied a school season-record first set by Walter Rhome in 1971, and his three kickoff returns for scores tied CMSU's all-time record also held by Rhome (1969-72).
- Spent his first two seasons (2002-03) at Mt. San Antonio (Calif.) Community College and appeared in 19 games.
- Caught 199 total passes for 2,659 yds. and 23 touchdowns in 39 contests during his collegiate career.
- Majored in video production, with a minor in criminal justice at Central Missouri.

#### **PERSONAL:**

- Has a son, Delanie Jr., and a daughter, Erra Paris.
- Attended Pomona (Calif.) High School, where he was a first-team All-Region selection by *The Los Angeles Times*, adding all-division and All-San Gabriel Valley honors as a senior.
- Twice chosen Miramonte League Offensive Player of the Year and was selected as the 2001 Pomona Red Devil of the Year.

- Follow Walker on Twitter and on Instagram at @delaniewalker82.
- Born Delanie Walker on Aug. 12, 1984 in Pomona, Calif.

# DELANIE WALKER'S GAME-BY-GAME

## 2006 San Francisco 49ers

Date	Opp.	W/L	P/S	RECEIVING					TD
				No	Yds	Avg	Lg		
Sept 10	@	Ari	L	IA					
Sept 17		StL	W	IA					
Sept 24		Phi	L	IA					
Oct 1	@	KC	L	DNP					
Oct 8		Oak	W	p	0	0	0.0	0	0
Oct 15		SD	L	p	0	0	0.0	0	0
Oct 29	@	Chi	L	p	0	0	0.0	0	0
Nov 5		Min	W	p	0	0	0.0	0	0
Nov 12	@	Det	W	p	0	0	0.0	0	0
Nov 19		Sea	W	IA					
Nov 26	@	StL	L	IA					
Dec 3	@	NO	L	S	0	0	0.0	0	0
Dec 10		GB	L	p	2	30	15.0	29	0
Dec 14	@	Sea	W	DNP					
Dec 24		Ari	L	IA					
Dec 31	@	Den	W	IA					
Totals		7-9	7/1		2	30	15.0	29	0

## 2007 San Francisco 49ers

Date	Opp.	W/L	P/S	RECEIVING					TD
				No	Yds	Avg	Lg		
Sept 10		Ari	W	p	0	0	0.0	0	0
Sept 16	@	StL	W	p	0	0	0.0	0	0
Sept 23	@	Pit	L	S	3	19	6.3	13	0
Sept 30		Sea	L	S	1	7	7.0	7	0
Oct 7		Bal	L	S	0	0	0.0	0	0
Oct 21	@	NYG	L	S	1	4	4.0	4	0
Oct 28		NO	L	S	1	0	0.0	0	0
Nov 4	@	Atl	L	p	0	0	0.0	0	0
Nov 12	@	Sea	L	p	1	2	2.0	2	0
Nov 18		StL	L	S	0	0	0.0	0	0
Nov 25	@	Ari	W	S	1	5	5.0	5	0
Dec 2	@	Car	L	p	1	21	21.0	21	1
Dec 9		Min	L	S	6	66	10.8	26	0
Dec 15		Cin	W	S	2	13	6.5	7	0
Dec 23		TB	W	p	2	23	11.5	14	0
Dec 30	@	Cle	L	S	2	14	7.0	10	0
Totals		5-11	16/10		21	174	8.3	26	1

## 2008 San Francisco 49ers

Date	Opp.	W/L	P/S	RECEIVING					TD
				No	Yds	Avg	Lg		
Sept 7		Ari	W	p	0	0	0.0	0	0
Sept 14	@	Sea	W	p	3	44	14.7	24t	1
Sept 21		Det	L	p	1	21	21.0	21	0
Sept 28	@	NO	L	p	1	8	8.0	8	0
Oct 5		NE	L	S	0	0	0.0	0	0
Oct 12		Phi	L	S	0	0	0.0	0	0
Oct 19	@	NYG	L	p	2	53	26.5	53	0
Oct 26		Sea	L	p	1	4	4.0	4	0
Nov 10	@	Ari	W	IA					
Nov 16		StL	L	p	0	0	0.0	0	0
Nov 24	@	Dal	W	p	0	0	0.0	0	0
Nov 31	@	Buf	W	p	1	15	15.0	15	0
Dec 7		NYJ	L	p	1	10	10.0	10	0
Dec 14	@	Mia	W	p	0	0	0.0	0	0
Dec 21	@	StL	W	p	0	0	0.0	0	0
Dec 28		Was	W	p	0	0	0.0	0	0
Totals		8-8	15/2		10	155	15.5	53	1

## 2009 San Francisco 49ers

Date	Opp.	W/L	P/S	RECEIVING					TD
				No	Yds	Avg	Lg		
Sept 13	@	Ari	W	p	1	17	0.0	0	0
Sept 20		Sea	W	p	0	0	0.0	0	0
Sept 27	@	Min	L	p	0	0	0.0	0	0
Oct 4		StL	W	S	1	10	10.0	10	0
Oct 11		Atl	L	S	1	39	39.0	39	0
Oct 25	@	Hou	L	p	1	2	2.0	2	0
Nov 1	@	Ind	L	S	0	0	0.0	0	0
Nov 8		Ten	L	S	1	13	13.0	13	0
Nov 12		Chi	W	p	0	0	0.0	0	0
Nov 22	@	GB	L	p	0	0	0.0	0	0

Nov 29		Jax	W	S	4	52	0.0	22	0
Dec 6	@	Sea	L	S	3	28	9.3	18	0
Dec 14		Ari	W	S	1	2	2.0	2	0
Dec 20	@	Phi	L	S	3	28	9.3	13	0
Dec 27		Det	W	p	3	36	12.0	22	0
Jan 3	@	StL	W	p	2	6	3.0	5	0
Totals		8-8	16/8		21	233	11.1	39	0

## 2010 San Francisco 49ers

Date	Opp.	W/L	P/S	RECEIVING					TD
				No	Yds	Avg	Lg		
Sept 12	@	Sea	L	S	3	27	9.0	14	0
Sept 20		NO	L	p	2	26	13.0	22	0
Sept 26	@	KC	L	p	1	6	6.0	6	0
Oct 3	@	Atl	L	p	1	6	6.0	6	0
Oct 10		Phi	L	IA					
Oct 17		Oak	W	IA					
Oct 24	@	Car	L	p	0	0	0.0	0	0
Oct 31		Den	W	S	5	85	17.0	38	0
Nov 14		StL	W	S	4	80	20.0	36	0
Nov 21		TB	L	p	3	27	9.0	14	0
Nov 29	@	Ari	W	S	0	0	0.0	0	0
Dec 5	@	GB	L	S	2	19	9.5	15	0
Dec 12		Sea	W	S	1	7	7.0	7	0
Dec 16	@	SD	L	p	3	14	4.7	6	0
Dec 26	@	StL	L	S	3	17	5.7	7	0
Jan 2		Ari	W	S	1	17	17.0	17	0
Totals		6-10	14/8		29	331	11.4	38	0

## 2011 San Francisco 49ers

Date	Opp.	W/L	P/S	RECEIVING					TD
				No	Yds	Avg	Lg		
Sept 11		Sea	W	S	1	-1	-1.0	-1	0
Sept 18		Dal	L	p	2	38	19.0	29t	1
Sept 25	@	Cin	W	p	1	9	9.0	9	0
Oct 2	@	Phi	W	p	3	20	6.7	11	0
Oct 9		TB	W	S	2	37	18.5	26t	1
Oct 16	@	Det	W	p	2	11	5.5	6t	1
Oct 30		Cle	W	p	0	0	0.0	0	0
Nov 6	@	Was	W	S	2	15	7.5	10	0
Nov 13		NYG	W	S	6	69	11.5	19	0
Nov 20		Ari	W	p	0	0	0.0	0	0
Nov 24	@	Bal	L	S	0	0	0.0	0	0
Dec 4		StL	W	p	0	0	0.0	0	0
Dec 11	@	Ari	L	p	0	0	0.0	0	0
Dec 19		Pit	W	S	0	0	0.0	0	0
Dec 24	@	Sea	W	S	0	0	0.0	0	0
Jan 1	@	StL	W	IA					
Totals			15/7		19	198	10.4	29t	3
Playoffs									
Jan 14		NO	W	IA					
Jan 22		NYG	L	S	2	36	18.0	29	0
Totals			1/1		2	36	18.0	29	0

## 2012 San Francisco 49ers

Date	Opp.	W/L	P/S	RECEIVING					TD
				No	Yds	Avg	Lg		
Sept 9	@	GB	W	p	0	0	0.0	0	0
Sept 16		Det	W	p	1	7	7.0	7	0
Sept 23	@	Min	L	p	1	1	1.0	1	0
Sept 30	@	NYJ	W	S	2	31	15.5	25	0
Oct 7		Buf	W	p	0	0	0.0	0	0
Oct 14		NYG	L	p	0	0	0.0	0	0
Oct 18		Sea	W	S	1	12	12.0	12	1
Oct 29	@	Ari	W	p	2	38	19.0	23	0
Nov 11		StL	T	p	0	0	0.0	0	0
Nov 19		Chi	W	p	1	9	9.0	9	0
Nov 25	@	NO	W	p	3	81	27.0	45	0
Dec 2	@	StL	L	p	1	7	7.0	7	0
Dec 9		Mia	W	S	1	20	20.0	20	0
Dec 16	@	NE	W	p	2	34	17.0	34t	1
Dec 23	@	Sea	L	p	4	54	13.5	23	1
Dec 30		Ari	W	S	2	50	25.0	27	0
Totals		11-4-1	16/4		21	344	16.4	45	3

# DELANIE WALKER'S GAME-BY-GAME CONT.

## Playoffs

Jan 12		GB	W	p	1	17	17.0	17	0
Jan 20	@	Atl	W	p	1	20	20.0	20	0
Feb 3		Bal	L	S	3	48	16.0	28	0
<b>Totals</b>			<b>2-1</b>	<b>3/1</b>	<b>5</b>	<b>85</b>	<b>17.0</b>	<b>28</b>	<b>0</b>

## 2013 Tennessee Titans

RECEIVING									
Date	Opp.	W/L	P/S	No	Yds	Avg	Lg	TD	
Sept 8	@ Pit	W	p	3	40	13.3	25	0	
Sept 15	@ Hou	L	p	1	10	10.0	10t	1	
Sept 22	SD	W	S	5	49	9.8	17	0	
Sept 29	NYJ	W	p	3	14	4.7	7	1	
Oct 6	KC	L	S	4	43	10.8	15	0	
Oct 13	@ Sea	L	S	4	29	7.3	11	0	
Oct 20	SF	L	S	3	52	17.3	26t	1	
Nov 3	@ StL	W	p	2	13	6.5	8	0	
Nov 10	Jax	L	S	4	62	15.5	33	1	
Nov 14	Ind	L	S	10	91	9.1	19t	1	
Nov 24	@ Oak	W	S	5	46	9.2	14	0	
Dec 1	@ Ind	L	S	1	5	5.0	5	0	
Dec 8	@ Den	L	IA						
Dec 15	Ari	L	S	8	53	6.6	22	1	
Dec 22	@ Jax	W	S	4	35	8.8	11	0	
Dec 29	Hou	W	S	3	29	9.7	11	0	
<b>Totals</b>		<b>7-9</b>	<b>15/11</b>	<b>60</b>	<b>571</b>	<b>9.5</b>	<b>33</b>	<b>6</b>	

## 2014 Tennessee Titans

RECEIVING									
Date	Opp.	W/L	P/S	No	Yds	Avg	Lg	TD	
Sept 7	@ KC	W	S	3	37	12.3	17	1	
Sept 14	Dal	L	S	10	142	14.2	61t	1	
Sept 21	@ Cin	L	S	4	54	13.5	23	0	
Sept 28	@ Ind	L	S	5	84	16.8	31	1	
Oct 5	Cle	L	S	4	47	11.8	21	0	
Oct 12	Jax	W	S	3	57	19.0	37	0	
Oct 19	@ Was	L	S	2	17	8.5	12	0	
Oct 26	Hou	L	p	4	37	9.3	15	1	
Nov 9	@ Bal	L	S	3	37	12.3	17	0	
Nov 17	Pit	L	IA						
Nov 23	@ Phi	L	S	5	155	31.0	68	0	
Nov 30	@ Hou	L	S	1	6	6.0	6	0	
Dec 7	NYG	L	S	4	27	6.8	12	0	
Dec 14	NYJ	L	S	4	93	23.3	33	0	
Dec 18	@ Jax	L	S	4	54	13.5	21	0	
Dec 28	Ind	L	S	7	43	6.1	10	0	
<b>Totals</b>		<b>2-14</b>	<b>15/14</b>	<b>63</b>	<b>890</b>	<b>14.1</b>	<b>68</b>	<b>4</b>	

## 2015 Tennessee Titans

RECEIVING									
Date	Opp.	W/L	P/S	No	Yds	Avg	Lg	TD	
Sept 13	@ TB	W	S	3	43	14.3	22	1	
Sept 20	@ Cle	L	IA						
Sept 27	Ind	L	S	7	68	9.7	19	0	
Oct 11	Buf	L	S	4	36	9.0	16	0	
Oct 18	Mia	L	p	8	97	12.1	25	0	
Oct 25	Atl	L	S	7	55	7.9	12	0	
Nov 1	@ Hou	L	p	6	62	10.3	15	0	
Nov 8	@ NO	W	p	7	95	13.6	61t	2	
Nov 15	Car	L	S	3	52	17.3	21	0	
Nov 19	@ Jax	L	S	8	109	13.6	29	0	
Nov 29	Oak	L	S	6	91	15.2	36	0	
Dec 6	Jax	W	p	8	92	11.5	29	1	
Dec 13	@ NYJ	L	S	7	71	10.1	16	0	
Dec 20	@ NE	L	S	2	64	32.0	57t	2	
Dec 27	Hou	L	p	9	59	6.6	21	0	
Jan 3	@ Ind	L	S	9	94	10.4	29	0	
<b>Totals</b>		<b>3-13</b>	<b>15/10</b>	<b>94</b>	<b>1,088</b>	<b>11.6</b>	<b>61t</b>	<b>6</b>	

## 2016 Tennessee Titans

RECEIVING									
Date	Opp.	W/L	P/S	No	Yds	Avg	Lg	TD	
Sept 11	Min	L	S	3	42	14.0	26	0	
Sept 18	@ Det	W	p	6	83	13.8	32	1	
Sept 25	Oak	L	IA						
Oct 2	@ Hou	L	S	2	34	17.0	24	0	
Oct 9	@ Mia	W	p	5	66	13.2	29	1	
Oct 16	Cle	W	S	1	21	21.0	21	0	
Oct 23	Ind	L	S	7	84	12.0	26	1	
Oct 27	Jax	W	S	4	75	18.8	47	0	
Nov 6	@ SD	L	S	5	42	8.4	20	1	
Nov 13	GB	W	p	9	124	13.8	41	1	
Nov 20	@ Ind	L	S	4	36	9.0	14	0	
Nov 27	@ Chi	W	p	3	50	16.7	38	1	
Dec 11	Den	W	S	2	30	15.0	23	0	
Dec 18	@ KC	W	p	6	55	9.2	16	0	
Dec 24	@ Jax	L	S	3	23	7.7	14t	1	
Jan 1	Hou	W	p	5	35	7.0	15	0	
<b>Totals</b>		<b>9-7</b>	<b>15/9</b>	<b>65</b>	<b>800</b>	<b>12.3</b>	<b>47</b>	<b>7</b>	

## 2017 Tennessee Titans

RECEIVING									
Date	Opp.	W/L	P/S	No	Yds	Avg	Lg	TD	
Sept 10	Oak	L	S	7	76	10.9	23	0	
Sept 17	@ Jax	W	p	4	61	15.3	19	0	
Sept 24	Sea	W	S	4	31	7.8	11	0	
Oct 1	@ Hou	L	S	3	51	17.0	21	0	
Oct 8	@ Mia	L	S	3	25	8.3	12	0	
Oct 16	Ind	W	S	4	17	4.3	10	0	
Oct 22	@ Cle	W	S	7	63	9.0	16	0	
Nov 5	Bal	W	p	5	71	14.2	25	0	
Nov 12	Cin	W	S	6	63	10.5	20	0	
Nov 16	@ Pit	L	S	6	92	15.3	42	0	
Nov 26	@ Ind	W	p	4	63	15.8	37	1	
Dec 3	Hou	W	S	5	63	12.6	24t	1	
Dec 10	@ Ari	L	S	5	42	8.4	11	0	
Dec 17	@ SF	L	S	5	37	7.4	13	1	
Dec 24	LAR	L	p	3	33	11.0	15	0	
Dec 31	Jax	W	p	3	19	6.3	9	0	
<b>Totals</b>		<b>9-7</b>	<b>16/11</b>	<b>74</b>	<b>807</b>	<b>10.9</b>	<b>42</b>	<b>3</b>	

## Playoffs

Jan 6	@ KC	W	S	6	74	12.3	22	0	
Jan 13	@ NE	L	S	3	49	16.3	36	0	
<b>Totals</b>		<b>1-1</b>	<b>2/2</b>	<b>9</b>	<b>123</b>	<b>13.7</b>	<b>36</b>	<b>0</b>	

## 2018 Tennessee Titans

RECEIVING									
Date	Opp.	W/L	P/S	No	Yds	Avg	Lg	TD	
Sept 9	@ Mia	L	S	4	52	13.0	16	0	
Sept 16	Hou								
Placed on injured reserve on Sept. 10, 2018									
Sept 23	@ Jax								
Sept 30	Phi								
Oct 7	@ Buf								
Oct 14	Bal								
Oct 21	@ LAC								
Nov 5	@ Dal								
Nov 11	NE								
Nov 18	@ Ind								
Nov 26	@ Hou								
Dec 2	NYJ								
Dec 6	Jax								
Dec 16	@ NYG								
Dec 22/23	Was								
Dec 30	Ind								
<b>Totals</b>		<b>0-1</b>	<b>1/1</b>	<b>4</b>	<b>52</b>	<b>13.0</b>	<b>16</b>	<b>0</b>	



## DELANIE WALKER'S NFL STATISTICS

### REGULAR SEASON

Year	Team			RECEIVING					RUSHING				
		GP	GS	No	Yds	Avg	Lg	TD	Att	Yds	Avg	Lg	TD
2006	San Francisco	7	1	2	30	15.0	29	0	0	0	-	0	0
2007	San Francisco	16	10	21	174	8.3	26	1	0	0	-	0	0
2008	San Francisco	15	2	10	155	15.5	53	1	2	-13	-6.5	-3	0
2009	San Francisco	16	8	21	233	11.1	39	0	3	34	11.3	16	0
2010	San Francisco	14	8	29	331	11.4	38	0	3	18	6.0	10	0
2011	San Francisco	15	7	19	198	10.4	29t	3	3	5	1.7	14	0
2012	San Francisco	16	4	21	344	16.4	45	3	0	0	-	0	0
2013	Tennessee	15	11	60	571	9.5	33	6	0	0	-	0	0
2014	Tennessee	15	14	63	890	14.1	68	4	0	0	-	0	0
2015	Tennessee	15	10	94	1,088	11.6	61t	6	1	36	36.0	36	0
2016	Tennessee	15	9	65	800	12.3	47	7	2	11	5.5	8	0
2017	Tennessee	16	11	74	807	10.9	42	3	2	-2	-1.0	1t	1
2018	Tennessee	1	1	4	52	13.0	16	0	0	0	0.0	0	0
<b>NFL Totals</b>		<b>176</b>	<b>96</b>	<b>483</b>	<b>5,673</b>	<b>11.7</b>	<b>68</b>	<b>34</b>	<b>16</b>	<b>89</b>	<b>5.6</b>	<b>36</b>	<b>1</b>

### REGULAR SEASON

REGULAR SEASON		KICKOFF RETURNS					PUNT RETURNS					
Year	Team	No	Yds	Avg	Lg	TD	No	FC	Yds	Avg	Lg	TD
2006	San Francisco	1	25	25.0	25	0	0	0	0	-	-	0
2007	San Francisco	3	63	21.0	30	0	0	0	0	-	-	0
2008	San Francisco	13	257	19.8	35	0	0	0	0	-	-	0
2009	San Francisco	5	85	17.0	25	0	0	0	0	-	-	0
2010	San Francisco	5	70	14.0	20	0	0	0	0	-	-	0
2012	San Francisco	4	28	7.0	18	0	0	0	0	-	-	0
NFL Totals		31	528	17.0	35	0	0	0	0	-	-	0

### PLAYOFFS

Year	Team			RECEIVING					RUSHING				
		GP	GS	No	Yds	Avg	Lg	TD	Att	Yds	Avg	Lg	TD
2011	San Francisco	1	1	2	36	18.0	29	0	0	0	-	0	0
2012	San Francisco	3	1	5	85	17.0	28	0	0	0	-	0	0
2017	Tennessee	2	2	9	123	13.7	36	0	0	0	-	0	0
<b>NFL Totals</b>		<b>6</b>	<b>4</b>	<b>16</b>	<b>244</b>	<b>15.3</b>	<b>36</b>	<b>0</b>	<b>0</b>	<b>0</b>	<b>-</b>	<b>0</b>	<b>0</b>

#### Single-Game Highs


Receptions - 10 (Twice, last vs. Dallas 9/14/14)  
 Receiving Yards - 155 at Philadelphia (11/23/14)  
 Long Reception - 68 at Philadelphia (11/23/14)  
 Touchdowns - 2 (Twice, last at New England 12/20/15)  
 Kickoff Returns - 5 at Dallas (11/23/08)  
 Kickoff Return Yards - 112 at Dallas (11/23/08)  
 Long Kickoff Return - 35 at Dallas (11/23/08)  
 Rushes - 1 (16 times, last vs. Indianapolis 10/16/17)  
 Rushing Yards - 36 at Indianapolis (1/3/16)  
 Long Rush - 36 at Indianapolis (1/3/16)  
 Rushing Touchdowns - 1 at Jacksonville (9/17/17)

#### Playoff Single-Game Highs

Receptions - 6 at Kansas City (1/6/18)  
 Receiving Yards - 74 at Kansas City (1/6/18)  
 Long Reception - 36 at New England (1/13/18)

#### Additional Statistics

Special Teams Tackles - 2 (2007), 15 (2008), 20 (2009), 13 (2010), 8 (2011), 3 (2012)  
 Misc. Tackles - 2 (2013), 1 (2014), 3 (2015), 1 (2016), 3 (2017)  
 Onside Kick Recoveries - 2 (2007), 1 (2011), 1 (2012)  
 Fumble Recovery - 1 (2013), 3 (2014), 1 (2016)



# 89 COLE WICK

TIGHT END • 6'6" • 257 LBS • COLLEGE: INCARNATE WORD

ACQUIRED: FREE AGENT - 2018 • NFL EXPERIENCE (NFL/TITANS): 2/1

HOMETOWN: HALLETTSVILLE, TEXAS

GAMES PLAYED/GAMES STARTED: 11/0 (PLAYOFFS: 0/0)



**PRO:** The Titans signed Cole Wick from the San Francisco 49ers' practice squad to add depth to the tight end position following Jonnu Smith's season-ending injury in Week 14. The 6-foot-6-inch, 257-pounder appeared in 11 games in his first three NFL seasons. The Incarnate Word product started his NFL career with the Detroit Lions in 2016.

#### TITANS TIDBITS:

- Wick was a six-sport athlete at Sacred Heart Catholic High School, playing football, basketball, baseball, swimming, track and field and golf. With just 26 students in his graduating class, Wick was willing to take on the challenge.

#### CAREER TRANSACTIONS:

- The Hallettsville, Texas, native was originally signed by the Detroit Lions as a rookie free agent on May 6, 2016.
- Waived by the Lions on Sept. 2, 2017 and signed to the team's practice squad a day later.
- Waived from the Lions practice squad on Sept. 6, 2017.
- Signed by the San Francisco 49ers to their practice squad on Oct. 18, 2017.
- Signed by the 49ers to a future's contract on Jan. 1, 2018.
- Waived by the 49ers on Oct. 16, 2018 and signed to the team's practice squad two days later.
- Signed by the Titans to their active roster from the 49ers' practice squad on Dec. 10, 2018.

#### SEASON RECAPS:

**2018 (5/0 - San Francisco; 0/0 - Tennessee):** Appeared in five games as a reserve tight end for the 49ers but did not record any statistics. Was inactive for one contest before being waived and signed to the team's practice squad. Signed by the Titans to their active roster from the 49ers' practice squad on Dec. 10. Was inactive for two contests with the Titans before being placed on injured reserve on Dec. 24, 2018.

- At N.Y. Giants (12/16), was inactive.
- Against Washington (12/22), was inactive.

**2017 (0/0 - San Francisco):** Signed to the 49ers' practice squad on Oct. 18 and spent the remainder of the season in that capacity.

**2016 (6/0 - Detroit):** Appeared in six games as a reserve at tight end with the Lions and caught two passes for 18 yards. Was inactive for two games before being placed on injured reserve on Nov. 1.

- At Indianapolis (9/11), made his NFL debut and caught one pass for five yards.
- At Green Bay (9/25), saw action as a reserve at tight end and recorded one reception for 13 yards.

#### COLLEGE:

- Registered 61 receptions for 832 yards and five touchdowns in four seasons at Incarnate Word.
- As a senior (2015), recorded 30 catches for 364 yards and two touchdowns.
- As a junior (2014), earned Southland Conference Honorable Mention while setting a school record with 17.5 yards per reception, while finishing with 20 receptions for 350 yards and two scores.
- As a sophomore (2013), played in 11 games and earned College Sports Madness third-team All-Independent honors after recording 11 receptions for 118 yards and a touchdown.
- As a true freshman (2012), appeared in eight games at tight end.

- Graduated from Incarnate Word with a degree in business.

#### PERSONAL:

- Attended Sacred Heart Catholic (Hallettsville, Texas) High School where he was a two-way starter, earning first-team All-District honors on offense, and first-team All-State honors on defense as a senior.
- Led Sacred Heart Catholic to a Texas State Championship as a senior.
- The oldest of three brothers, Wick comes from a football dominant family. A year after Cole graduated, Evan Wick followed in his brother's footsteps earning defensive MVP honors while leading Sacred Heart Catholic to a second consecutive state title appearance. As Cole's success on the field continued, his younger brothers have stayed hot on his trail. Evan and Cullen both attended Blinn Community College and went on to earn Division I football scholarships - Evan to Eastern Tennessee State, and Cullen to Tulsa.
- Follow Wick on Twitter at @kingcole45.
- Born Cole Wick on Nov. 30, 1993 in Hallettsville, Texas.

## COLE WICK'S TITANS GAME-BY-GAME

### 2016 Detroit Lions

		RECEIVING						
Date	Opp.	W/L	P/S	No	Yds	Avg	Lg	TD
Sept 11	@ Ind	W	p	1	5	5.0	5	0
Sept 18	Ten	L	IA					
Sept 25	@ GB	L	p	1	13	13.0	13	0
Oct 2	@ Chi	L	p	0	0	-	0	0
Oct 9	Phi	W	p	0	0	-	0	0
Oct 16	LAR	W	p	0	0	-	0	0
Oct 23	Was	W	p	0	0	-	0	0
Oct 30	@ Hou	L	IA					
Nov 6	@ Min			Placed on injured reserve Nov. 1, 2016				
<b>Totals</b>		<b>4-4</b>	<b>6/0</b>	<b>2</b>	<b>18</b>	<b>9.0</b>	<b>13</b>	<b>0</b>

### 2018 San Francisco 49ers

		RECEIVING						
Date	Opp.	W/L	P/S	No	Yds	Avg	Lg	TD
Sept 9	@ Min	L	p	0	0	-	0	0
Sept 16	Det	W	p	0	0	-	0	0
Sept 23	@ KC	L	p	0	0	-	0	0
Sept 30	@ LAC	L	p	0	0	-	0	0
Oct 7	Ari	L	p	0	0	-	0	0
Oct 15	@ GB	L	IA					
<b>Totals</b>		<b>1-5</b>	<b>5/0</b>	<b>0</b>	<b>0</b>	<b>-</b>	<b>0</b>	<b>0</b>

### 2018 Tennessee Titans

		RECEIVING						
Date	Opp.	W/L	P/S	No	Yds	Avg	Lg	TD
Dec 16	@ NYG	W	IA					
Dec 22	Was	W	IA					
Dec 30	Ind			Placed on injured reserve on Dec. 24, 2018				
<b>Totals</b>		<b>2-0</b>	<b>0/0</b>	<b>0</b>	<b>0</b>	<b>-</b>	<b>0</b>	<b>0</b>

## COLE WICK'S NFL STATISTICS

### REGULAR SEASON

		RECEIVING							RUSHING				
Year	Team	GP	GS	No	Yds	Avg	Lg	TD	Att	Yds	Avg	Lg	TD
2016	Detroit	6	0	2	18	9.0	13	0	0	0	-	0	
2017	San Francisco	0	0										
2018	San Francisco	5	0	0	0	-	0	0	0	0	-	0	0
2018	Tennessee	0	0	0	0	-	0	0	0	0	-	0	0
<b>NFL Totals</b>		<b>11</b>	<b>0</b>	<b>2</b>	<b>18</b>	<b>9.0</b>	<b>13</b>	<b>0</b>	<b>0</b>	<b>0</b>	<b>-</b>	<b>0</b>	<b>0</b>

### Single-Game Highs


Receptions - 1 (Twice, last at Green Bay 9/25/16)

Receiving Yards - 13 at Green Bay (9/25/16)

Long Reception - 13 at Green Bay (9/25/16)

### Additional Statistics

Special Teams Tackles - 1 (SF - 2018)



# 59 WESLEY WOODYARD

LINEBACKER • 6'0" • 233 LBS • COLLEGE: KENTUCKY  
ACQUIRED: UNRESTRICTED FREE AGENT (DEN) - 2014  
NFL EXPERIENCE (NFL/TITANS): 11/5 • HOMETOWN: LAGRANGE, GA.  
GAMES PLAYED/GAMES STARTED: 165/108 (PLAYOFFS: 8/3)



**Captain: 2014, 2015, 2016, 2017, 2018**



**Community Man of the Year: 2010 (DEN), 2011 (DEN), 2013 (DEN), 2017 (TEN)**

**PRO:** The Titans signed Wesley Woodyard during the 2014 unrestricted free agency period, adding veteran leadership to the linebacking corps. Following his career at the University of Kentucky, the 6-foot, 233-pounder went undrafted and signed a free agent contract with the Denver Broncos. Woodyard spent six seasons in Denver and appeared in 87 career regular season games, totaling 396 tackles, eight sacks, five interceptions, six forced fumbles and one fumble recovery. He was also a six-time team captain during his tenure with the Broncos.

## CAREER HIGHLIGHTS:

- In 2017, Woodyard led the Titans with a career-best 172 tackles and 17 stops for loss. His 172 tackles ranked second by a defender in the franchise's "Titans era" (1999-present).
- In 2016, Woodyard saw action in all 16 games and ranked second on the team with 88 tackles, while leading the squad with seven tackles for loss.
- In 2015, Woodyard finished second on the team with 110 tackles and third on the squad with five sacks.
- In his first season with the Titans in 2014, Woodyard started all 16 games at linebacker and led the team with a career-high 134 tackles.
- Represented the only player in the NFL in 2012 — and just the 12th player in the last 30 years — to record at least 100 tackles, five sacks and three interceptions in a single season. Posted career highs in starts (14), tackles (114), sacks (5.5), interceptions (3), passes defended (6) and fumble recoveries (1).
- In 2011, started seven games for the Broncos and finished second on the club with 87 tackles to go along with two passes defended and two forced fumbles.
- In 2008, was the only Bronco to rank among the top eight on the team in both defensive tackles (54 - 8th) and special-teams stops (11 - T1st) while seeing time in all 16 games with six starts as a rookie.

## TITANS TIDBITS:

- Woodyard was selected as the 2017 Titans recipient of the Walter Payton Man of the Year award. Woodyard was a three-time nominee for the Walter Payton NFL Man of the Year while with the Broncos in 2010-11 and 2013.
- Woodyard is the co-founder of The 16Ways Foundation which recognizes an emotional need for at-risk youth. The Foundation works on a national level to develop and implement workshops, seminars, camps, and other activities. These events are designed to build self-esteem, promote responsibility for one's own actions and overcoming obstacles, and demonstrate the importance of academics, knowledge of career options, professional development, community involvement, and mental and physical fitness among youth of all socio-economic backgrounds. The Foundation's primary focus is to work with at-risk youth between the ages of 8 and 18 and a secondary focus on adults in employment transition.
- During the last seven offseasons, Woodyard's 16Ways Foundation has hosted a youth football and cheer camp, as well as a charity golf outing in Lexington, Ky.
- In addition to his work with his own foundation, Woodyard has been a tireless advocate for the work of other non-profits, including the ALS Association and Second Harvest Food Bank. For the second year in a row, Woodyard used the NFL's My Cause My Cleats platform to raise awareness and funds for ALS. Woodyard's aunt suffered from ALS leading up to her death, and Woodyard is close to former Titans linebacker Tim Shaw, who was diagnosed with ALS in 2014. Woodyard also serves as the spokesperson for Second Harvest Food Bank of Middle Tennessee.
- Woodyard has been a captain in his first four seasons with the Titans. He

joined Hall of Fame running back Floyd Little as the only players in Broncos franchise history to serve as a captain in each of their first six years with the club. In 2004, Woodyard also became the first-ever Kentucky freshman to serve as a team captain.

- Woodyard was inducted to the University of Kentucky Athletics Hall of Fame in 2016 and the Kentucky Pro Football Hall of Fame in 2018.
- Woodyard and teammate Jurrell Casey coach a women's flag football team that is comprised of wives and significant others of Titans players.

## CAREER TRANSACTIONS:

- The LaGrange, Ga., native was originally signed by the Denver Broncos as a rookie free agent on April 28, 2008.
- Signed by the Titans as an unrestricted free agent on March 14, 2014.

## SEASON RECAPS:

- **2018 (14/14 - Tennessee):** Started 14 games at linebacker and led the team with 124 tackles. Ranked tied for third on the squad with 4.5 sacks. Collected 12 quarterback pressures, seven tackles for loss, a fumble recovery, two passes defended and a special teams stop. Was inactive for two games. Led the team in tackles seven times in 2018 (at MIA, vs. HOU, at JAX, at DAL, vs. NE, at IND, vs. IND). Led or tied for the team lead in sacks four times in 2018 (at JAX, at DAL, vs. NE, vs. WAS). Led or tied for the team lead in quarterback pressures three times in 2018 (vs. NE, vs. WAS, vs. IND). Tied for the team lead in passes defended once in 2018 (at JAX). Named AFC Defensive Player of the Week after leading the team with 12 tackles, including 1.5 sacks, a team-best five quarterback pressures and a stop for loss against New England (11/11/18).
- At Miami (9/9), started at inside linebacker and led the team with 12 tackles, including a stop for loss. Teamed with Jurrell Casey to stuff Kenyan Drake for a one-yard loss on a rush up the middle in the third quarter. Combined with Casey to sniff out a Drake run for a three-yard loss and another rush for no gain in the fourth quarter.
- Against Houston (9/16), started at linebacker and led the team with 10 tackles and a quarterback pressure. Posted a special teams stop on coverage units. Stonewalled Lamar Miller for no gain on a rush off left tackle in the third stanza.
- At Jacksonville (9/23), started at linebacker and led the team with 13 tackles, two tackles for loss, a sack, a quarterback pressure and a pass defended. Dropped Blake Bortles for a four-yard sack early in the first quarter. Halted a Jaguars' drive by combining with Austin Johnson to stuff T.J. Yeldon for no gain on a third-and-one rush in the second quarter. Ended a Jaguars' drive by breaking up a pass intended for Keelan Cole in the third stanza.
- Against Philadelphia (9/30), started at linebacker but left the game early in the first quarter with an injury.
- At Buffalo (10/7), was inactive ending a streak of 77 consecutive games played. It was the fifth-longest active streak of its kind among NFL linebackers.
- Against Baltimore (10/14), was inactive.
- At Los Angeles Chargers in London (10/21), returned in the lineup as a starter at linebacker and tallied five tackles and a quarterback pressure.
- At Dallas (11/5), made his 100th career start at linebacker and led the team with 10 tackles, including a sack, a stop for loss and a quarterback pressure. Recovered a Dak Prescott fumble after a Jayon Brown strip-sack in the third quarter. Dropped Dak Prescott for a sack late in the fourth quarter.
- Against New England (11/11), started at linebacker. Named AFC Defensive Player of the Week after leading the team with 12 tackles, including a career-high-tying 1.5 sacks, a team-best five quarterback



pressures and a stop for loss. Ended a Patriots' drive by dropping Tom Brady for an 11-yard sack on third-and-eight in the first quarter. Ended a Patriots' drive by combining with Jayon Brown to sack Tom Brady for a five-yard loss on third-and-nine on the opening drive of the third quarter.

- At Indianapolis (11/18), started at linebacker and led the team with 10 tackles. Combined with Jurrell Casey to stonewall Marlon Mack for no gain on a rush up the middle in the third stanza. Stuffed Mack for no gain on a third-and-one rush up the middle in the third quarter.
- At Houston (11/26), started at linebacker and recorded eight tackles.
- Against N.Y. Jets (12/2), started at linebacker and tallied seven tackles.
- Against Jacksonville (12/6), started at linebacker and amassed eight tackles and a quarterback pressure.
- At N.Y. Giants (12/16), started at linebacker and posted five tackles and a pass defended in the Titans' first shutout win since 2000. Broke up a deep pass intended for Evan Engram late in the fourth quarter.
- Against Washington (12/22), started at linebacker and totaled 10 tackles, including a sack, a stop for loss and two quarterback pressures. Dropped Josh Johnson for a 12-yard sack at the Redskins' two-yard line early in the second quarter.
- Against Indianapolis (12/30), started at linebacker and led the team with 14 tackles, including a stop for loss. Stuffed Marlon Mack for a two-yard loss on a rush off right tackle in the first quarter.

**2017 (16/16, 2/2 - Tennessee):** Started all 16 games at linebacker and led the team with a career-high 172 tackles and 17 stops for loss. His 172 tackles ranked second by a defender in the franchise's "Titans era" (1999-present). Ranked fourth on the squad with five sacks. Posted 15 quarterback pressures, five passes defended, two fumble recoveries and three special teams tackles. Started at linebacker in both postseason contests and collected 10 tackles, a half sack, a quarterback pressure and a stop for loss. Led or tied for the team lead in tackles 11 times in 2017 (vs. OAK, at JAX, vs. SEA, at HOU, vs. IND, vs. BAL, vs. CIN, vs. HOU, at ARZ, at SF, at KC). Led or tied for the team lead in sacks three times in 2017 (vs. OAK, vs. IND, at SF). Led the team in passes defended once in 2017 (at MIA). Led the team in quarterback pressures once in 2017 (vs. IND). Notched a career-high 20 tackles against Baltimore (11/5/17), which is the most by a defender in the Titans era. Played in his 150th career regular season game against the Los Angeles Rams (12/24/17).

- Against Oakland (9/10), started at linebacker and tied for the team lead with 10 tackles, including a sack, a stop for loss and a quarterback pressure. Dropped Derek Carr for a five-yard sack in the second quarter.
- At Jacksonville (9/17), started at linebacker. Led the team and tied a then career-best with 15 tackles, including a stop for loss.
- Against Seattle (9/24), started at linebacker and notched a team-best 13 tackles, including two tackles for loss and three quarterback pressures.
- At Houston (10/1), started at linebacker and led the team with 12 tackles, including a stop for loss and a quarterback pressure.
- Against Indianapolis (10/16), started at linebacker and led the team with 11 tackles, a sack, two quarterback pressures and a fumble recovery. Recovered a Jack Doyle fumble that was forced by Avery Williamson in the third quarter. Forced a critical intentional grounding penalty with a rush up the middle in the fourth quarter. Halted a potential Colts' scoring drive by forcing Jacoby Brissett out of bounds for a sack on fourth-and-one late in the fourth quarter.
- Against Baltimore (11/5), started at linebacker and led the team with a career-high 20 tackles, which is the most by a defender in the Titans era. Posted three stops for loss, a quarterback pressure and a pass defended. Ended a Ravens' drive by stopping Bobby Rainey for a one-yard loss on a short third-and-three pass in the third quarter. Halted a potential Ravens' scoring drive by stonewalling Javorius Allen for no gain on a critical fourth-and-one rush up the middle in the fourth quarter.
- At Indianapolis (11/26), started at linebacker and registered 10 tackles, including a sack and three quarterback pressures. Dropped Jacoby Brissett for a sack in the second quarter.
- Against Houston (12/3), started at linebacker and led the team with 15 tackles, including a stop for loss and a quarterback pressure. Combined with Jurrell Casey to stuff Andre Ellington for a one-yard loss on a rush off left tackle in the second stanza.
- At Arizona (12/10), started at linebacker and tied for the team lead with 10 tackles, including a sack, a quarterback pressure and four stops for loss. Stuffed Kerwynn Williams for a one-yard loss on a rush off right tackle in the second quarter. Dropped Blaine Gabbert for an eight-yard sack in the third stanza.
- At San Francisco (12/17), started at linebacker and led the team with 12 tackles, including a sack, two stops for loss and a quarterback pressure.

Stopped Jimmy Garoppolo for a six-yard loss after the signal caller hauled in his own batted ball in the fourth quarter. Sacked Jimmy Garoppolo for a 10-yard loss on a third-and-11 in the fourth quarter.

- Against Los Angeles Rams (12/24), started at linebacker in his 150th career regular season contest and notched four tackles and a fumble recovery for a touchdown. Recovered a Jared Goff fumble that was forced by Jurrell Casey and returned it four yards for a touchdown with 5:20 left to play in the second quarter.
- At Kansas City (1/6), started at linebacker and tied for the team lead with eight tackles, including a half sack, a stop for loss and a quarterback pressure. Teamed with Brian Orakpo to drop Alex Smith for an eight-yard sack in the second quarter.

**2016 (16/10 - Tennessee):** Played in all 16 games with 10 starts at linebacker and ranked second on the team with 88 tackles. Led the squad with seven tackles for loss. Registered two sacks, an interception, eight quarterback pressures and six passes defended. Collected six special teams tackles on coverage units. Led or tied for the team lead in tackles twice in 2016 (at SD, at KC). Led or tied for the team lead in sacks twice in 2016 (vs. CLE, at SD). Led or tied for the team lead in passes defended twice in 2016 (at MIA, at CHI). Tied for the team lead in special teams tackles twice in 2016 (vs. MIN, at IND).

- Against Minnesota (9/11), started at linebacker and collected six tackles, two quarterback pressures and a pass defended. Notched a special teams tackle on coverage units.
- At Detroit (9/18), saw significant action as a reserve at linebacker and posted eight tackles. Teamed with Angelo Blackson to stuff Theo Riddick for a one-yard loss on a rush off left tackle in the second quarter.
- At Houston (10/2), started at linebacker and recorded five tackles, including two stops for loss and two quarterback pressures. Shot through the line and stuffed Lamar Miller for a three-yard loss on a rush off right end in the second quarter. Stopped Miller for no gain on a rush up the middle in the fourth quarter.
- Against Cleveland (10/16), started at linebacker and notched five tackles, including a sack and two quarterback pressures. Dropped Cody Kessler for a sack early in the opening stanza.
- At San Diego (11/6), played as a reserve at linebacker and tied for the team lead with 10 tackles, including a sack, a tackle for loss and a quarterback pressure. Stuffed Melvin Gordon for a two-yard loss on a rush off left tackle in the first quarter. Halted a Chargers' drive by dropping Philip Rivers for a seven-yard sack on third-and-16 in the second quarter.
- At Indianapolis (11/20), started at linebacker and recorded eight tackles. Tied for the team lead with a special teams tackle. Teamed with Angelo Blackson to stuff Frank Gore for no gain on a rush off right tackle in the first quarter. Combined with Derrick Morgan to stuff Gore for no gain on a rush up the middle in the second stanza. Combined with Avery Williamson to stop Gore for no gain on a rush off right tackle late in the fourth quarter.
- At Chicago (11/27), saw significant action as a reserve at inside linebacker and registered eight tackles, including a stop for loss. Posted a team-best three passes defended, including his first interception of the season. Intercepted a Matt Barkley pass intended for Ben Braunecker and returned it 21 yards midway through the second quarter. Tackled Eddie Royal for a six-yard loss on a short pass in the second quarter. Broke up a pass intended for Jordan Howard in the final stanza. Batted down a pass intended for Daniel Brown at the goalline late in the fourth quarter.
- At Kansas City (12/18), started at linebacker and led the team with eight tackles, including two stops for loss. Stuffed Charcandrick West for a one-yard loss on a rush off right end in the second quarter. Stonewalled Spencer Ware for no gain on a third-and-goal rush from the one-yard line in the second quarter.
- Against Houston (1/1), started at linebacker and registered six tackles, including a stop for loss. Collected a special teams tackle on coverage units. Stopped Jonathan Grimes for a one-yard loss on a rush off right tackle early in the second quarter.

**2015 (16/12 - Tennessee):** Played in all 16 games with 12 starts at inside linebacker. Ranked second on the team with 110 tackles and third on the squad with five sacks. Registered seven tackles for loss, nine quarterback pressures, three passes defended, a forced fumble and a fumble recovery. Posted six special teams tackles on coverage units. Led or tied for the team lead in tackles five times in 2015 (vs. BUF, vs. ATL, at NO, at JAX, at NYJ). Tied for the team lead in sacks four times in 2015 (at CLE, vs. MIA, vs. CAR, at JAX). Tied for the team lead in quarterback pressures twice in 2015 (vs. MIA, vs. CAR). Led the team in passes defended once in 2015 (at IND). Led the team in tackles for loss once in 2015 (vs. MIA). Tied for

the team lead in special teams tackles twice in 2015 (at CLE, vs. HOU).

- At Cleveland (9/20), saw action as a reserve at inside linebacker and amassed a sack and a forced fumble. Collected a special teams tackle on coverage units. Ended a Cleveland drive by sacking Johnny Manziel and forcing a fumble that was recovered by the Browns on third-and-10 in the third quarter.
- Against Buffalo (10/11), started at linebacker and led the team with 10 tackles. Stuffed Boobie Dixon for no gain on a rush up the middle in the second quarter.
- Against Miami (10/18), started at inside linebacker and tallied 11 tackles, including a sack, two stops for loss and a quarterback pressure. Stonewalled Lamar Miller for a two-yard loss on a rush up the middle in the second quarter. Ended a Dolphins' drive by dropping Ryan Tannehill for a 10-yard sack on third-and-10 early in the fourth quarter.
- Against Atlanta (10/25), started at inside linebacker and led the team with 11 tackles. Teamed with Avery Williamson to stuff Devonta Freeman for no gain on a rush off left guard early in the fourth quarter. Met fullback Patrick DiMarco in the air and stoned him for no gain on a third down goalline rush in the fourth quarter.
- At New Orleans (11/8), started at inside linebacker and tied for the team lead with 10 tackles, including a sack, a tackle for loss and a quarterback pressure. Notched a solo special teams stop. Sacked Drew Brees for an 11-yard sack in the third stanza.
- Against Carolina (11/15), started at inside linebacker and tallied 10 tackles, including a sack, two quarterback pressures and a stop for loss. Stuffed Jonathan Stewart for no gain on a rush up the middle in the first quarter. Collected a one-yard sack of Cam Newton in the third quarter. Shot through the line and stuffed Stewart for no gain on a third-down goalline rush in the final stanza.
- At Jacksonville (11/19), started at inside linebacker and tied for the team lead with six tackles, a sack, two stops for loss and a quarterback pressure. Dropped Blake Bortles for a six-yard sack in the second quarter. Combined with Avery Williamson to stuff Denard Robinson for no gain on a rush up the middle in the third quarter. Forced the Jaguars to attempt a field goal by stuffing Robinson for no gain on a third-and-two rush off right end in the third stanza.
- Against Jacksonville (12/6), started at inside linebacker and posted five tackles, a quarterback pressure, a pass defended and a fumble recovery for a touchdown. Combined with Brain Orakpo to stuff T.J. Yeldon for no gain on a rush off left tackle in the second quarter. Collected his first career touchdown by scooping up a botched shotgun snap and diving into the end zone for a three-yard fumble return for a score with 7:46 left to play in the fourth quarter.
- At N.Y. Jets (12/13), started at inside linebacker and tied for the team lead with eight tackles. Collected a special teams tackle on coverage units. Combined with Angelo Blackson to stop Chris Ivory for no gain on a rush up the middle in the third quarter.

**2014 (16/16 - Tennessee):** Started all 16 games at linebacker and led the team with a career-high 134 tackles in his first season with the Titans. Tied for second on the team with two interceptions and tallied two and a half sacks, nine quarterback pressures, eight stops for loss and four passes defended. Notched two special teams tackles on coverage units. Led or tied for the team lead in tackles six times in 2014 (at KC, at CIN, at IND, at WAS, vs. NYG, vs. IND). Tied for the team lead in sacks once in 2014 (at KC). Led or tied for the team lead in passes defended twice in 2014 (at IND, at WAS). Was voted a team captain for the 2014 season by his teammates.

- At Kansas City (9/7), started at linebacker and led the team with seven tackles, including a sack and a tackle for loss. Halted a Chiefs' drive by sacking Alex Smith for a three-yard loss on third-and-three on the first possession of the game.
- Against Dallas (9/14), started at linebacker and finished second on the team with 10 tackles. Teamed with Derrick Morgan to stop DeMarco Murray for no gain on a rush off left guard in the third quarter. Stopped Lance Dunbar for no gain on a rush up the middle in the fourth quarter.
- At Cincinnati (9/21), started at linebacker and led the team with 11 tackles, including a stop for loss. Stuffed Ryan Hewitt for no gain on rush up the middle late in the fourth quarter.
- At Indianapolis (9/28), started at linebacker and led the team with 12 tackles, two quarterback pressures, two passes defended, including an interception. Halted a Colts' drive by knocking down a pass intended for T.Y. Hilton on third-and-16 early in the first quarter. Set up the Titans first touchdown by intercepting an Andrew Luck pass intended for Hakeem

Nicks late in the second quarter. Stopped Trent Richardson for no gain on a rush off right end early in the fourth quarter.

- At Washington (10/19), started at inside linebacker and led the team with 11 tackles, an interception and a quarterback pressure. Combined with Kamerion Wimbley to stuff Alfred Morris for a three-yard loss on a rush off left end in the second quarter. Set up a Titans' touchdown by intercepting a Kirk Cousins pass intended for Andre Roberts in the second quarter.
- Against Houston (10/26), started at linebacker and posted eight tackles, including two tackles for loss and a quarterback pressure. Stuffed Arian Foster for a two-yard loss on a rush off right tackle in the opening quarter. Combined with Al Woods to stuff Alfred Blue for a one-yard loss on a rush off right tackle late in the third quarter. Stonewalled Blue for a one-yard loss on a rush off right tackle in the fourth quarter.
- Against N.Y. Giants (12/7), played in his 100th career regular season game. Started at linebacker and tied for the team lead with 10 tackles, including a stop for loss and a quarterback pressure. Combined with Ropati Pitoitua to stop Andre Williams for no gain on a rush off right tackle in the fourth quarter.
- At Jacksonville (12/18), started at linebacker and registered five tackles, including a sack, a stop for loss and a quarterback pressure. Collected a special teams stop on coverage units. Dropped Blake Bortles for a five-yard sack in the third quarter.

**2013 (14/10, 3/0 – Denver):** Was elected a defensive season captain, played 14 games with 10 starts. Earned his third career Broncos' Walter Payton NFL Man of the Year award. Ranked second on the team with 83 tackles and added 1.5 sacks, one interception, three tackles for a loss, eight quarterback hits, four pass breakups and one forced fumble. Played all three playoff contests, finishing with seven tackles.

- Against Baltimore (9/5), finished second on the club with 10 tackles, including half a sack, one tackle for a loss, two quarterback hits and one pass breakup.
- At N.Y. Giants (9/15), finished second with seven tackles and added a pass breakup and a quarterback hit.
- Against Oakland (9/23), tied for the team lead with eight tackles and added half a sack and a pair of quarterback hits.
- Against Philadelphia (9/29), recorded half a sack and finished third on the team with eight tackles.
- At New England (11/24), set a career high with 15 tackles and forced one fumble.
- At Kansas City (12/1), intercepted Alex Smith's pass in the end zone.

**2012 (15/14, 1/1 – Denver):** Appeared in 15 regular season games, starting a career-high 14 contests, and led the club with 114 tackles (70 solo), to go along with 5.5 sacks (47.5 yds.), three interceptions (40 yds.), six passes defended, one forced fumble and one fumble recovery. Added three special teams stops. Became the only player in the NFL in 2012—and just the 12th player in the last 30 years—to record at least 100 tackles, five sacks and three interceptions in a single season. Named to *USA Today's* All-Joe Team and earned the Darrent Williams Good Guy Award from the Denver chapter of the Pro Football Writers of America.

- Against New Orleans (10/28), earned the AFC Defensive Player of the Week Award honors after setting or matching career highs in nearly every defensive category and becoming the first Bronco to post one sack, one interception and one forced fumble in the same game.
- At Cincinnati (11/4), finished with a career-high 14 tackles to lead all players.
- Against Cleveland (12/23), set a career high with 1.5 sacks.
- Against Baltimore (1/12), tied for second on the team with seven tackles in Denver's AFC Divisional Playoff Game.

**2011 (15/7, 2/0 – Denver):** Played in 15 games, starting a then career-high seven contests. Ranked second on the team with 87 tackles to go along with two passes defended and two forced fumbles. Led the club with 10 special teams tackles for the second consecutive season and the third time in his four years with the team. Added one forced fumble on the kickoff coverage unit. Saw action in both of Denver's postseason games and collected one special teams stop.

- Against Cincinnati (9/18), matched a career-high with 13 tackles (10 solo) and added a pass defended.
- Against Chicago (12/11), forced a Marion Barber fumble in Denver territory in overtime to prevent a game-winning score and set up Denver's offense for the go-ahead field goal.

**2010 (11/3 – Denver):** Was named a team captain for the third consecutive year. Played 11 games with three starts and totaled 23 tackles, including one sack for 10 yards, in addition to a team-leading 15 special teams stops. Tied for fifth in the NFL with 1.36 special teams tackles per game.

- Against San Diego (1/2), recorded his first career sack for 10 yards in the regular-season finale.

**2009 (16/0 – Denver):** Was named a team captain. Played as a reserve in all 16 games and posted 35 tackles, one interception, two pass breakups and one forced fumble. Tied for fourth on the team with nine special teams tackles.

- At Cincinnati (9/13), made his first career interception.
- Against Pittsburgh (11/9), placed second on the club with seven tackles.
- At Kansas City (12/6), had three special teams tackles.

**2008 (16/6 – Denver):** Entered the NFL with the Broncos as a college free agent on April 28. Played all 16 games with six starts as a rookie and ranked eighth on the team with 54 tackles while adding one pass breakup and one forced fumble. Tied for the team lead with 11 special-teams tackles, including eight stops on kickoff coverage that tied for the club best. Was the only Broncos player to rank among the top eight on the team in both defensive tackles and special-teams stops. Tied for fourth in the league in unassisted tackles (36) according to press box totals during a stretch from Weeks 10-14 when he logged the first five starts of his NFL career. Also saw time at safety late in the year.

- At N.Y. Jets (11/30), registered a season-best 13 stops.

#### COLLEGE:

- Earned first-team All-Southeastern Conference honors during each of his final two seasons at the University of Kentucky, where he played 47 career games with 42 starts and led the Wildcats in tackles during each of his last

three years.

- Concluded his collegiate career ranked eighth in Wildcats history with 395 tackles (259 solo) while adding 6.5 sacks (48 yds.), two interceptions, 12 pass breakups, seven forced fumbles and seven fumble recoveries.
- As a senior, led the SEC in tackles per game (10.6) and tied for 14th in the nation with 139 total stops.
- Posted 122 tackles as a junior that represented the second-highest total in the SEC and ranked 14th in the nation.
- Garnered honorable mention All-SEC accolades as a sophomore with 100 tackles (75 solo).
- Began his collegiate career as a strong safety before switching to linebacker midway through his freshman season. Earned freshman all-conference honors and became the first-ever Kentucky freshman to serve as a team captain.
- Earned a bachelor's degree in social work from Kentucky.

#### PERSONAL:

- Married to Veronica and the couple has a son, Greyson, and two daughters, Noah Elle and Luca Cruz.
- Was named the Georgia Class AAA Defensive Player of the Year by the *Atlanta Journal-Constitution* after posting 125 tackles as a senior at LaGrange (Ga.) High School. Helped his team post a 51-3 combined record during his prep career and win two state championships.
- Earned the Darrent Williams Good Guy Award from the Denver chapter of the Pro Football Writers of America in 2012.
- Follow Woodyard on Twitter and on Instagram at @WoodDro52.
- Born Wesley Woodyard, Jr. on July 21, 1986, in LaGrange, Ga.

## WESLEY WOODYARD'S GAME-BY-GAME

### 2008 Denver Broncos

Date	Opp	W/L	P/S	Tot	Solo	Asst	Sk	- Yds	QB	TFL	Int	- Yds	-TD	PD	FF	FR	- Yds	SpT
Sept 8	@ Oak	W	p	0	0	0	0.0	0.0	NA	NA	0	0	0	0	0	0	0	0
Sept 14	SD	W	p	0	0	0	0.0	0.0	NA	NA	0	0	0	0	0	0	0	0
Sept 21	NO	W	p	0	0	0	0.0	0.0	NA	NA	0	0	0	0	0	0	0	0
Sept 28	@ KC	L	p	0	0	0	0.0	0.0	NA	NA	0	0	0	0	0	0	0	0
Oct 5	TB	W	p	0	0	0	0.0	0.0	NA	NA	0	0	0	0	0	0	0	0
Oct 12	Jax	L	p	0	0	0	0.0	0.0	NA	NA	0	0	0	0	0	0	0	0
Oct 20	@ NE	L	p	0	0	0	0.0	0.0	NA	NA	0	0	0	0	0	0	0	0
Nov 2	Mia	L	p	0	0	0	0.0	0.0	NA	NA	0	0	0	0	0	0	0	0
Nov 6	@ Cle	W	S	10	9	1	0.0	0.0	NA	NA	0	0	0	0	0	0	0	0
Nov 16	@ Atl	W	S	11	8	3	0.0	0.0	NA	NA	0	0	0	0	0	0	0	0
Nov 23	Oak	L	S	8	7	1	0.0	0.0	NA	NA	0	0	0	0	0	0	0	0
Nov 30	@ NYJ	W	S	13	11	2	0.0	0.0	NA	NA	0	0	0	0	1	0	0	0
Dec 7	KC	W	S	8	8	0	0.0	0.0	NA	NA	0	0	0	1	0	0	0	0
Dec 14	@ Car	L	S	2	2	0	0.0	0.0	NA	NA	0	0	0	0	0	0	0	0
Dec 21	Buf	L	p	2	2	0	0.0	0.0	NA	NA	0	0	0	0	0	0	0	0
Dec 28	@ SD	L	p	0	0	0	0.0	0.0	NA	NA	0	0	0	0	0	0	0	0
Totals				8-8	16/6	54	47	7	0.0	0.0	NA	NA	0	0	1	1	0	0

### 2009 Denver Broncos

Date	Opp	W/L	P/S	Tot	Solo	Asst	Sk	- Yds	QB	TFL	Int	- Yds	-TD	PD	FF	FR	- Yds	SpT
Sept 13	@ Cin	W	p	2	1	0	0.0	0.0	NA	NA	1	0	0	1	0	0	0	0
Sept 20	Cle	W	p	1	1	0	0.0	0.0	NA	NA	0	0	0	0	0	0	0	0
Sept 27	Oak	W	p	2	0	0	0.0	0.0	NA	NA	0	0	0	0	0	0	0	0
Oct 4	Dal	W	p	3	2	0	0.0	0.0	NA	NA	0	0	0	0	0	0	0	0
Oct 11	NE	W	p	5	3	0	0.0	0.0	NA	NA	0	0	0	0	1	0	0	0
Oct 19	@ SD	W	p	1	1	0	0.0	0.0	NA	NA	0	0	0	1	0	0	0	0
Nov 1	@ Bal	L	p	2	1	0	0.0	0.0	NA	NA	0	0	0	0	0	0	0	0
Nov 9	Pit	L	p	7	6	0	0.0	0.0	NA	NA	0	0	0	0	0	0	0	0
Nov 15	@ Was	L	p	3	3	0	0.0	0.0	NA	NA	0	0	0	0	0	0	0	0
Nov 22	SD	L	p	0	0	0	0.0	0.0	NA	NA	0	0	0	0	0	0	0	0
Nov 26	NYG	W	p	1	1	0	0.0	0.0	NA	NA	0	0	0	0	0	0	0	0
Dec 6	@ KC	W	p	1	1	0	0.0	0.0	NA	NA	0	0	0	0	0	0	0	0
Dec 13	@ Ind	L	p	3	1	0	0.0	0.0	NA	NA	0	0	0	0	0	0	0	0
Dec 20	Oak	L	p	2	2	0	0.0	0.0	NA	NA	0	0	0	0	0	0	0	0
Dec 27	@ Phi	L	p	0	0	0	0.0	0.0	NA	NA	0	0	0	0	0	0	0	0
Jan 3	KC	L	p	2	2	0	0.0	0.0	NA	NA	0	0	0	0	0	0	0	0
Totals				8-8	16/0	35	25	10	0.0	0.0	NA	NA	1	0	0	2	1	0

### 2010 Denver Broncos

Date	Opp	W/L	P/S	Tot	Solo	Asst	Sk	- Yds	QB	TFL	Int	- Yds	-TD	PD	FF	FR	- Yds	SpT
Sept 12	@ Jax	L	p	0	0	0	0.0	0.0	NA	NA	0	0	0	0	0	0	0	0
Sept 19	Sea	W	IA															
Sept 26	Ind	L	S	0	0	0	0.0	0.0	NA	NA	0	0	0	0	0	0	0	0
Oct 3	@ Ten	W	IA															
Oct 10	@ Bal	L	S	0	0	0	0.0	0.0	NA	NA	0	0	0	0	0	0	0	0
Oct 17	NYJ	L	IA															
Oct 24	Oak	L	IA															
Oct 31	@ SF	L	IA															
Nov 14	KC	W	S	0	0	0	0.0	0.0	NA	NA	0	0	0	0	0	0	0	0
Nov 22	@ SD	L	p	6	4	2	0.0	0.0	NA	NA	0	0	0	0	0	0	0	0
Nov 28	StL	L	p	0	0	0	0.0	0.0	NA	NA	0	0	0	0	0	0	0	0
Dec 5	@ KC	L	p	1	1	0	0.0	0.0	NA	NA	0	0	0	0	0	0	0	0
Dec 12	@ Ari	L	p	1	1	0	0.0	0.0	NA	NA	0	0	0	0	0	0	0	0
Dec 19	@ Oak	L	p	1	1	0	0.0	0.0	NA	NA	0	0	0	0	0	0	0	0
Dec 26	Hou	W	S	9	8	1	0.0	0.0	NA	NA	0	0	0	0	0	0	0	0
Jan 2	SD	L	S	5	5	0	1.0	10.0	NA	NA	0	0	0	0	0	0	0	0
Totals				4-12	11/3	23	20	3	1.0	10.0	NA	NA	0	0	0	0	0	0

### 2011 Denver Broncos

Date	Opp	W/L	P/S	Tot	Solo	Asst	Sk	- Yds	QB	TFL	Int	- Yds	-TD	PD	FF	FR	- Yds	SpT
Sept 12	Oak	L	S	6	5	1	0.0	0.0	NA	NA	0	0	0	0	0	0	0	0
Sept 18	Cin	W	S	13	10	3	0.0	0.0	NA	NA	0	0	0	1	0	0	0	0
Sept 25	@ Ten	L	S	9	6	3	0.0	0.0	NA	NA	0	0	0	0	0	0	0	0
Oct 2	@ GB	L	S	6	4	2	0.0	0.0	NA	NA	0	0	0	0	0	0	0	0
Oct 9	SD	L	p	7	6	1	0.0	0.0	NA	NA	0	0	0	0	0	0	0	0
Oct 23	@ Mia	W	S	4	3	1	0.0	0.0	NA	NA	0	0	0	0	0	0	0	0
Oct 30	Det	L	S	8	5	3	0.0	0.0	NA	NA	0	0	0	0	0	0	0	0
Nov 6	@ Oak	W	p	3	2	1	0.0	0.0	NA	NA	0	0	0	0	0	0	0	0
Nov 13	@ KC	W	IA															
Nov 17	NYJ	W	p	7	5	2	0.0	0.0	NA	NA	0	0	0	0	1	0	0	0
Nov 27	@ SD	W	p	7	3	4	0.0	0.0	NA	NA	0	0	0	0	0	0	0	0
Dec 4	@ Min	W	p	4	2	2	0.0	0.0	NA	NA	0	0	0	0	0	0	0	0
Dec 11	Chi	W	p	2	2	0	0.0	0.0	NA	NA	0	0	0	0	1	0	0	0
Dec 18	NE	L	S	8	5	3	0.0	0.0	NA	NA	0	0	0	0	0	0	0	0
Dec 24	@ Buf	L	p	3	2	1	0.0	0.0	NA	NA	0	0	0	1	0	0	0	0
Jan 1	KC	L	p	0	0	0	0.0	0.0	NA	NA	0	0	0	0	0	0	0	0
Totals				8-8	15/7	87	60	27	0.0	0.0	NA	NA	0	0	0	2	2	0
Playoffs																		
Jan 8	Pit	W	p	0	0	0	0.0	0.0	NA	NA	0	0	0	0	0	0	0	0
Jan 14	@ NE	L	p	0	0	0	0.0	0.0	NA	NA	0	0	0	0	0	0	0	0
Totals				1-1	2/0	0	0	0	0.0	0.0	NA	NA	0	0	0	0	0	0

# WESLEY WOODYARD'S GAME-BY-GAME CONT.

## 2012 Denver Broncos

Date	Opp	W/L	P/S	Tot Solo Asst	Sk - Yds	QB	TFL	Int - Yds -TD	PD	FF	FR - Yds	SpT
Sept 9	Pit	W	S	12 12 0	1.0 5.0	NA	NA	0 0 0 0 0 0 0 0	0	0	0	0
Sept 17	@ Atl	L	S	6 5 1	0.0 0.0	NA	NA	0 0 0 0 0 0 0 0	0	0	0	0
Sept 23	Hou	L	p	1 1 0	0.0 0.0	NA	NA	1 7 0 1 0 0 0 0	0	0	0	0
Sept 30	Oak	W	S	6 1 5	0.5 1.0	NA	NA	0 0 0 0 0 0 0 0	0	0	0	0
Oct 7	@ NE	L	S	11 5 6	0.5 10.0	NA	NA	0 0 0 0 0 0 0 0	0	0	0	0
Oct 15	@ SD	W	S	9 6 3	0.0 0.0	NA	NA	0 0 0 0 0 0 0 0	0	0	0	0
Oct 28	NO	W	S	13 9 4	1.0 12.0	NA	NA	1 8 0 2 1 0 0 0	0	0	0	0
Nov 4	@ Cin	W	S	14 4 10	0.0 0.0	NA	NA	0 0 0 0 0 0 0 0	0	0	0	0
Nov 11	@ Car	W	S	5 3 2	0.0 0.0	NA	NA	0 0 0 0 0 0 0 0	0	0	0	0
Nov 18	SD	W	S	8 5 3	0.0 0.0	NA	NA	1 25 0 1 0 1 0 0	0	0	0	0
Nov 25	@ KC	W	S	9 8 1	1.0 9.0	NA	NA	0 0 0 1 0 0 0 0	0	0	0	0
Dec 2	TB	W	S	3 0 3	0.0 0.0	NA	NA	0 0 0 0 0 0 0 0	0	0	0	0
Dec 6	@ Oak	W	IA									
Dec 16	Bal	W	S	5 4 1	0.0 0.0	NA	NA	0 0 0 0 0 0 0 0	0	0	0	0
Dec 23	Cle	W	S	8 4 4	1.5 10.5	NA	NA	0 0 0 0 0 0 0 0	0	0	0	0
Dec 30	KC	W	S	4 3 1	0.0 0.0	NA	NA	0 0 0 0 0 0 0 0	0	0	0	0

Totals 13-3 15/14 114 70 44 5.5 47.5 NA NA 3 40 0 6 1 1 0 0

## Playoffs

Jan 12	Bal	L	S	7	7	0	0.0	0.0	NA	NA	0	0	0	0	0	0	0	0
Totals		0-1	1/1	7	7	0	0.0	0.0	NA	NA	0	0	0	0	0	0	0	0

## 2013 Denver Broncos

Date	Opp	W/L	P/S	Tot Solo Asst	Sk - Yds	QB	TFL	Int - Yds -TD	PD	FF	FR - Yds	SpT
Sept 5	Bal	W	S	10 5 5	0.5 4.0	NA	NA	0 0 0 1 0 0 0 0	0	0	0	0
Sept 15	@ NYG	W	S	7 4 3	0.0 0.0	NA	NA	0 0 0 1 0 0 0 0	0	0	0	0
Sept 23	Oak	W	S	8 4 4	0.5 5.5	NA	NA	0 0 0 0 0 0 0 0	0	0	0	0
Sept 29	Phi	W	S	8 4 4	0.5 1.5	NA	NA	0 0 0 0 0 0 0 0	0	0	0	0
Oct 6	@ Dal	W	S	2 2 0	0.0 0.0	NA	NA	0 0 0 0 0 0 0 0	0	0	0	0
Oct 13	Jax	W	IA									
Oct 20	@ Ind	L	IA									
Oct 27	Was	W	S	5 4 1	0.0 0.0	NA	NA	0 0 0 0 0 0 0 0	0	0	0	0
Nov 10	@ SD	W	S	11 5 6	0.0 0.0	NA	NA	0 0 0 0 0 0 0 0	0	0	0	0
Nov 17	KC	W	S	5 1 4	0.0 0.0	NA	NA	0 0 0 1 0 0 0 0	0	0	0	0
Nov 24	@ NE	L	S	15 7 8	0.0 0.0	NA	NA	0 0 0 0 0 0 0 0	0	0	0	0
Dec 1	@ KC	W	S	5 5 0	0.0 0.0	NA	NA	1 0 0 1 1 0 0 0	0	0	0	0
Dec 8	Ten	W	p	2 1 1	0.0 0.0	NA	NA	0 0 0 0 0 0 0 0	0	0	0	0
Dec 12	SD	L	p	3 3 0	0.0 0.0	NA	NA	0 0 0 0 0 0 0 0	0	0	0	0
Dec 22	@ Hou	W	p	1 1 0	0.0 0.0	NA	NA	0 0 0 0 0 0 0 0	0	0	0	0
Dec 29	@ Oak	W	p	1 1 0	0.0 0.0	NA	NA	0 0 0 0 0 0 0 0	0	0	0	0

Totals 13-3 14/10 83 47 36 1.5 11.0 NA NA 1 0 0 4 1 0 0 0

## Playoffs

Jan 12	SD	W	p	2	1	1	0.0	0.0	NA	NA	0	0	0	0	0	0	0	0
Jan 19	NE	W	p	2	2	0	0.0	0.0	NA	NA	0	0	0	0	0	0	0	0
Feb 2	Sea	L	p	3	1	2	0.0	0.0	NA	NA	0	0	0	0	0	0	0	0
Totals		2-1	3/0	7	4	3	0.0	0.0	NA	NA	0	0	0	0	0	0	0	0

## 2014 Tennessee Titans

Date	Opp	W/L	P/S	Tot Solo Asst	Sk - Yds	QB	TFL	Int - Yds -TD	PD	FF	FR - Yds	SpT
Sept 7	@ KC	W	S	7 4 3	1.0 3.0	0	1	0 0 0 0 0 0 0 0	0	0	0	0
Sept 14	Dal	L	S	10 4 6	0.0 0.0	0	0	0 0 0 0 0 0 0 0	0	0	0	0
Sept 21	@ Cin	L	S	11 4 7	0.0 0.0	0	1	0 0 0 0 0 0 0 0	0	0	0	0
Sept 28	@ Ind	L	S	12 9 3	0.0 0.0	2	0	1 7 0 2 0 0 0 0	0	0	0	0
Oct 5	Cle	L	S	4 2 2	0.0 0.0	0	0	0 0 0 0 0 0 0 0	0	0	0	0
Oct 12	Jax	W	S	9 5 4	0.0 0.0	1	1	0 0 0 0 0 0 0 0	0	0	0	0
Oct 19	@ Was	L	S	11 5 6	0.0 0.0	1	0	1 13 0 1 0 0 0 0	0	0	0	0
Oct 26	Hou	L	S	8 4 4	0.0 0.0	1	2	0 0 0 0 0 0 0 0	0	0	0	0
Nov 9	@ Bal	L	S	11 5 6	0.0 0.0	1	0	0 0 0 0 0 0 0 0	0	0	0	0
Nov 17	Pit	L	S	3 0 3	0.5 4.0	1	0	0 0 0 0 0 0 0 0	0	0	0	0
Nov 23	@ Phi	L	S	12 6 6	0.0 0.0	0	0	0 0 0 1 0 0 0 0	0	0	0	1
Nov 30	@ Hou	L	S	6 4 2	0.0 0.0	0	1	0 0 0 0 0 0 0 0	0	0	0	0
Dec 7	NYG	L	S	10 5 5	0.0 0.0	1	1	0 0 0 0 0 0 0 0	0	0	0	0
Dec 14	NYJ	L	S	6 3 3	0.0 0.0	0	0	0 0 0 0 0 0 0 0	0	0	0	0
Dec 18	@ Jax	L	S	5 2 3	1.0 5.0	1	1	0 0 0 0 0 0 0 0	0	0	0	1
Dec 28	Ind	L	S	9 4 5	0.0 0.0	0	0	0 0 0 0 0 0 0 0	0	0	0	0

Totals 2-14 16/16 134 66 68 2.5 12.0 9 8 2 20 0 4 0 0 0 2

## 2015 Tennessee Titans

Date	Opp	W/L	P/S	Tot Solo Asst	Sk - Yds	QB	TFL	Int - Yds -TD	PD	FF	FR - Yds	SpT
Sept 13	@ TB	W	p	3 2 1	0.0 0.0	0	0	0 0 0 0 0 0 0 0	0	0	0	1
Sept 20	@ Cle	L	p	1 1 0	1.0 10.0	0	0	0 0 0 0 0 0 0 0	0	0	0	0
Sept 27	Ind	L	p	1 0 1	0.0 0.0	0	0	0 0 0 0 0 0 0 0	0	0	0	0
Oct 11	Buf	L	S	10 7 3	0.0 0.0	0	0	0 0 0 0 0 0 0 0	0	0	0	0
Oct 18	Mia	L	S	11 9 2	1.0 10.0	1	2	0 0 0 0 0 0 0 0	0	0	0	0
Oct 25	Atl	L	S	11 8 3	0.0 0.0	0	0	0 0 0 0 0 0 0 0	0	0	0	0
Nov 1	@ Hou	L	S	8 7 1	0.0 0.0	1	1	0 0 0 0 0 0 0 0	0	0	0	1
Nov 8	@ NO	W	S	10 6 4	1.0 11.0	1	1	0 0 0 0 0 0 0 0	0	0	0	0
Nov 15	Car	L	S	10 6 4	1.0 1.0	2	1	0 0 0 0 0 0 0 0	0	0	0	0
Nov 19	@ Jax	L	S	6 4 2	1.0 6.0	1	2	0 0 0 0 0 0 0 0	0	0	0	0
Nov 29	Oak	L	S	7 6 1	0.0 0.0	0	0	0 0 0 0 0 0 0 0	0	0	0	0
Dec 6	Jax	W	S	5 1 4	0.0 0.0	1	0	0 0 0 0 0 0 0 0	0	0	0	0

Dec 13	@ NYJ	L	S	8 5 3	0.0 0.0	0	0	0 0 0 0 0 0 0 0	0	0	0	0
Dec 20	@ NE	L	S	12 5 7	0.0 0.0	0	0	0 0 0 0 0 0 0 0	0	0	0	0
Dec 27	Hou	L	S	3 1 2	0.0 0.0	1	0	0 0 0 0 0 0 0 0	0	0	0	0
Jan 3	@ Ind	L	p	4 2 2	0.0 0.0	1	0	0 0 0 0 0 2 0 0	0	0	0	0
Totals	3-13	16/12	110 70 40	5.0 38.0	9 7 0	0 0 3	1 1 1	3 6				

## 2016 Tennessee Titans

Date	Opp	W/L	P/S	Tot Solo Asst	Sk - Yds	QB	TFL	Int - Yds -TD	PD	FF	FR - Yds	SpT
Sept 11	Min	L	S	6 3 3	0.0 0.0	2	0	0 0 0 0 0 0 0 0	0	0	0	0
Sept 18	@ Det	W	p	8 5 3	0.0 0.0	0	0	0 0 0 0 0 0 0 0	0	0	0	0
Sept 25	Oak	L	p	2 1 1	0.0 0.0	0	1	0 0 0 0 0 0 0 0	0	0	0	0
Oct 2	@ Hou	L	S	5 4 1	0.0 0.0	2	2	0 0 0 0 0 0 0 0	0	0	0	0
Oct 9	@ Mia	W	S	0 0 0	0.0 0.0	0	0	0 0 0 0 0 0 0 0	0	0	0	0
Oct 16	Cle	W	S	5 3 2	1.0 0.0	2	0	0 0 0 0 0 0 0 0	0	0	0	0
Oct 23	Ind	L	S	4 2 2	0.0 0.0	0	0	0 0 0 0 0 0 0 0	0	0	0	0
Oct 27	Jax	W	S	6 1 5	0.0 0.0	0	0	0 0 0 0 0 0 0 0	0	0	0	0
Nov 6	@ SD	L	p	10 6 4	1.0 7.0	1	1	0 0 0 0 0 0 0 0	0	0	0	0
Nov 13	GB	W	p	1 1 0	0.0 0.0	0	0	0 0 0 0 0 0 0 0	0	0	0	0
Nov 20	@ Ind	L	S	8 3 5	0.0 0.0	0	0	0 0 0 0 0 0 0 0	0	0	0	0
Nov 27	@ Chi	W	p	8 5 3	0.0 0.0	0	0	1 21 0 3 0 0 0 0	0	0	0	0
Dec 11	Den	W	S	6 4 2	0.0 0.0	0	0	0 0 0 0 0 0 0 0	0	0	0	0
Dec 18	@ KC	W	S	8 6 2	0.0 0.0	0	2	0 0 0 0 0 0 0 0	0	0	0	0
Dec 24	@ Jax	L	p	5 3 2	0.0 0.0	1	0	0 0 0 0 0 0 0 0	0	0	0	0
Jan 1	Hou	W	S	6 5 1	0.0 0.0	0	1	0 0 0 0 0 0 0 0	0	0	0	0

Totals 9-7 16/10 88 52 36 2.0 7.0 8 7 1 21 0 6 0 0 0 6

## 2017 Tennessee Titans

Date	Opp	W/L	P/S	Tot	Solo	Asst	Sk	- Yds	QB	TFL	Int -	Yds -TD	PD	FF	FR -	Yds	SpT
Sept 10	Oak	L	S	10	5	5	1.0	5.0	1	1	0	0	0	0	0	0	0
Sept 17	@ Jax	W	S	15	9	6	0.0	0.0	0	1	0	0	0	0	0	0	0
Sept 24	Sea	W	S	13	9	4	0.0	0.0	3	2	0	0	0	0	0	0	0
Oct 1	@ Hou	L	S	12	4	8	0.0	0.0	1	1	0	0	0	0	0	0	0
Oct 8	@ Mia	L	S	9	5	4	0.0	0.0	0	1	0	0	0	2	0	0	0
Oct 16	Ind	W	S	11	7	4	1.0	0.0	2	1	0	0	0	0	1	0	0
Oct 22	@ Cle	W	S	12	10	2	0.0	0.0	0	0	0	0	0	0	0	0	0
Nov 5	Bal	W	S	20	13	7	0.0	0.0	1	3	0	0	0	1	0	0	0
Nov 12	Cin	W	S	9	5	4	0.0	0.0	0	0	0	0	0	1	0	0	2
Nov 16	@ Pit	L	S	3	2	1	0.0	0.0	1	0	0	0	0	0	0	0	0
Nov 26	@ Ind	W	S	10	7	3	1.0	0.0	3	0	0	0	0	0	0	0	0
Dec 3	Hou	W	S	15	8	7	0.0	0.0	1	1	0	0	0	0	0	0	0
Dec 10	@ Ari	L	S	10	7	3	1.0	8.0	1	4	0	0	0	0	0	0	0
Dec 17	@ SF	L	S	12	7	5	1.0	10.0	1	2	0	0	0	0	0	0	0
Dec 24	LAR	L	S	4	3	1	0.0	0.0	0	0	0	0	0	0	1	4t	0
Dec 31	Jax	W	S	7	3	4	0.0	0.0	0	0	0	0	0	1	0	0	1
Totals		9-7	16/16	172	104	68	5.0	23.0	15	17	0	0	0	5	0	2	4t 3



## WESLEY WOODYARD'S NFL STATISTICS

REGULAR SEASON		TACKLES									INTERCEPTIONS					FUMBLES			
Year	Team	GP	GS	Tot	Solo	Asst	Sk	Yds	QBP	TFL	No	Yds	Lg	TD	PD	FF	FR	Yds	SpT
2008	Denver	16	6	54	47	7	0.0	0.0	NA	NA	0	0	-	0	1	1	0	0	11
2009	Denver	16	0	35	25	10	0.0	0.0	NA	NA	1	0	0	0	2	1	0	0	9
2010	Denver	11	3	23	20	3	1.0	10.0	NA	NA	0	0	-	0	0	0	0	0	15
2011	Denver	15	7	87	60	27	0.0	0.0	NA	NA	0	0	-	0	2	2	0	0	10
2012	Denver	15	14	114	70	44	5.5	47.5	NA	NA	3	40	25	0	6	1	1	12	3
2013	Denver	14	10	83	47	36	1.5	11	NA	NA	1	0	0	0	4	1	0	0	1
2014	Tennessee	16	16	134	66	68	2.5	12.0	9	8	2	20	13	0	4	0	0	0	2
2015	Tennessee	16	12	110	70	40	5.0	38.0	9	7	0	0	-	0	3	1	1	3	6
2016	Tennessee	16	10	88	52	36	2.0	7.0	8	7	1	21	21	0	6	0	0	0	6
2017	Tennessee	16	16	172	104	68	5.0	23.0	15	17	0	0	-	0	5	0	2	4t	3
2018	Tennessee	14	14	124	85	39	4.5	29.5	12	7	0	0	0	0	2	0	1	0	1
<b>NFL Totals</b>		<b>165</b>	<b>108</b>	<b>1,024</b>	<b>646</b>	<b>378</b>	<b>27.0</b>	<b>178.0</b>	<b>53</b>	<b>46</b>	<b>8</b>	<b>81</b>	<b>25</b>	<b>0</b>	<b>35</b>	<b>7</b>	<b>5</b>	<b>19</b>	<b>67</b>

PLAYOFFS		TACKLES									INTERCEPTIONS					FUMBLES			
Year	Team	GP	GS	Tot	Solo	Asst	Sk	Yds	QBP	TFL	No	Yds	Lg	TD	PD	FF	FR	Yds	SpT
2011	Denver	2	0	0	0	0	0.0	0.0	NA	NA	0	0	-	0	0	0	0	0	1
2012	Denver	1	1	7	7	0	0.0	0.0	NA	NA	0	0	-	0	0	0	0	0	0
2013	Denver	3	0	7	4	3	0.0	0.0	NA	NA	0	0	-	0	0	0	0	0	0
2017	Tennessee	2	2	10	5	5	0.5	4.0	1	1	0	0	-	0	0	0	0	0	0
<b>NFL Totals</b>		<b>8</b>	<b>3</b>	<b>24</b>	<b>16</b>	<b>8</b>	<b>0.5</b>	<b>4.0</b>	<b>1</b>	<b>1</b>	<b>0</b>	<b>0</b>	<b>-</b>	<b>0</b>	<b>0</b>	<b>0</b>	<b>0</b>	<b>0</b>	<b>1</b>

### Single-Game Highs

Tackles - 20 vs. Baltimore (11/5/17)  
 Sacks - **1.5 (Twice, last vs. New England 11/11/18)**  
 Interceptions - 1 (Eight times, last at Chicago 11/27/16)  
 Forced Fumble - 1 (Seven times, last at Cleveland 9/20/15)  
 Fumble Recovery - **1 (Five times, last at Dallas 11/5/18)**  
 Passes Defensed - 3 at Chicago (11/27/16)  
 Special Teams Tackles - 3 (Twice, last vs. St. Louis 11/28/10)

### Playoff Single-Game Highs

Tackles - 8 at Kansas City (1/6/18)  
 Sacks - 0.5 at Kansas City (1/6/18)  
 Special Teams Tackles - 1 at New England (12/14/12)

### Additional Statistics

Special Teams Forced Fumbles - 1 (2011), 1 (2013)  
 Touchdowns - 2 (three-yard fumble return vs. Jacksonville, 12/6/15; four-yard fumble return vs. L.A. Rams 12/24/17)



# UPDATED RECORDS

## ALL-PRO AND PRO BOWL LEADERS

### Most Associated Press All-Pro Seasons

Bruce Matthews, 7  
 Tony Banfield, 3  
 Charlie Hennigan, 3  
 Al Jamison, 3  
 Bob Talamini, 3  
 George Webster, 3  
 Robert Brazile, 2  
 Miller Farr, 2  
 Don Floyd, 2  
 Leon Gray, 2  
 Mike Munchak, 2

### Most Pro Bowl Seasons

(AFL All-Star Game 1962-70; AFC-NFC Pro Bowl 1971-present)

Bruce Matthews, 14  
 Mike Munchak, 9  
 Elvin Bethea, 8  
 Robert Brazile, 7  
 Warren Moon, 6  
 Bob Talamini, 6  
 Earl Campbell, 5  
 Ray Childress, 5  
 Charlie Hennigan, 5  
 Ken Houston, 5  
 Blaine Bishop, 4  
**Jurrell Casey**, 4  
 Curley Culp, 4  
 Eddie George, 4  
 Tony Banfield, 3  
 George Blanda, 3  
 Miller Farr, 3  
 Fred Glick, 3  
 Ed Husmann, 3  
 Haywood Jeffires, 3  
 Chris Johnson, 3  
 Jevon Kearse, 3  
**Taylor Lewan**, 3  
 Steve McNair, 3  
 Jim Norton, 3  
 Bob Schmidt, 3  
**Delanie Walker**, 3  
 George Webster, 3  
 Frank Wycheck, 3

### Most Consecutive Pro Bowl Seasons

(AFL All-Star Game 1962-70; AFC-NFC Pro Bowl 1971-present)

Bruce Matthews, 14  
 Robert Brazile, 7  
 Mike Munchak, 7  
 Warren Moon, 6  
 Bob Talamini, 6  
 Charlie Hennigan, 5  
 Earl Campbell, 4  
**Jurrell Casey**, 4  
 Ray Childress, 4  
 Curley Culp, 4  
 Eddie George, 4  
 Tony Banfield, 3  
 Blaine Bishop, 3  
 George Blanda, 3  
 Miller Farr, 3  
 Fred Glick, 3  
 Ed Husmann, 3  
 Haywood Jeffires, 3  
 Chris Johnson, 3  
 Jevon Kearse, 3  
**Taylor Lewan**, 3  
 Bob Schmidt, 3  
**Delanie Walker**, 3  
 George Webster, 3  
 Frank Wycheck, 3

## ALL-TIME LEAGUE SEASON LEADERS

### Rushing Yards

2009: Chris Johnson, 358-2,006  
 1980: Earl Campbell, 373-1,934  
 1979: Earl Campbell, 368-1,697  
 1978: Earl Campbell\*, 302-1,450  
 1961: Billy Cannon, 200-948

### Passing Touchdowns

1990: Warren Moon, 33  
 1961: George Blanda, 36

### Passer Rating

2003: Steve McNair, 100.4

### Receptions

1991: Haywood Jeffires, 100  
 1964: Charlie Hennigan, 101

### Receiving Yards

1975: Ken Burrough, 1,063  
 1964: Charlie Hennigan, 1,546  
 1961: Charlie Hennigan, 1,746

### Touchdowns

1979: Earl Campbell, 19 (19r)  
 1961: Bill Groman, 18 (1r, 17p)

### Interceptions

2017: **Kevin Byard**, 8  
 1979: Mike Reinfeldt, 12  
 1967: Miller Farr, 10  
 1965: W.K. Hicks, 9  
 1963: Fred Glick, 12

### Punting (Gross Avg.)

2017: **Brett Kern**, 49.7  
 1998: Craig Hentrich, 47.2  
 1993: Greg Montgomery, 45.6  
 1992: Greg Montgomery, 46.9

### Punt Returns

2006: Pacman Jones, 12.9  
 1977: Billy Johnson, 15.4  
 1975: Billy Johnson, 15.3  
 1964: Bobby Jancik, 18.3

### Kickoff Returns

2018: **Darius Jennings**, 31.7  
 1967: Zeke Moore\*, 28.9  
 1963: Bobby Jancik, 29.3  
 1962: Bobby Jancik\*, 30.3  
 1960: Ken Hall, 31.3

\* Rookie

## ALL-TIME TEAM LEADERS BY CATEGORY

## CAREER RUSHING YARDS

Player	Years	Att	Yds	Avg	Lg	TD
1. Eddie George	1996-03	2,733	10,009	3.7	76	64
2. Earl Campbell	1978-84	1,979	8,574	4.3	81t	73
3. Chris Johnson	2008-13	1,742	7,965	4.6	94t	50
4. Lorenzo White	1988-94	1,000	4,079	4.1	44	29
5. Hoyle Granger	1966-70, 72	773	3,514	4.5	69t	18
6. Steve McNair (QB)	1995-05	614	3,439	5.6	71t	36
7. Mike Rozier	1985-90	910	3,426	3.8	41	27
8. Charles Tolar	1960-66	907	3,277	3.6	40	21
9. Ronnie Coleman	1974-81	700	2,769	4.0	46t	16
10. Chris Brown	2003-07	643	2,757	4.3	52	16
11. LenDale White	2006-09	628	2,349	3.7	80t	24
12. Allen Pinkett	1986-91	561	2,324	4.1	60	21
13. Derrick Henry	2016-18	501	2,293	4.6	99t	22
14. Gary Brown	1991-95	477	2,115	4.4	39t	12
15. Fred Willis	1972-76	603	2,114	3.5	44	11
16. Billy Cannon	1960-63	512	2,111	4.1	64	14
DeMarco Murray	2016-17	477	1,946	4.1	75t	15
18. Rodney Thomas	1995-00	495	1,847	3.7	74t	12
19. Rob Carpenter	1977-81	433	1,788	4.1	77	12
20. Larry Moriarty	1983-86	415	1,624	3.9	80	13

## SEASON RUSHING YARDS

Player	Year	Att	Yds	Avg	Lg	TD
1. Chris Johnson	2009	358	2,006	5.6	91t	14
2. Earl Campbell	1980	373	1,934	5.2	55t	13
3. Earl Campbell	1979	368	1,697	4.6	61t	19
4. Eddie George	2000	403	1,509	3.7	35t	14
5. Earl Campbell	1978	302	1,450	4.8	81t	13
6. Eddie George	1997	357	1,399	3.9	30	6
7. Earl Campbell	1981	361	1,376	3.8	43	10
8. Eddie George	1996	335	1,368	4.1	76	8
9. Chris Johnson	2010	316	1,364	4.3	76t	11
10. Eddie George	1999	320	1,304	4.1	40	9
11. Earl Campbell	1983	322	1,301	4.0	42	12
12. Eddie George	1998	348	1,294	3.7	37t	5
13. DeMarco Murray	2016	293	1,287	4.4	75t	9
14. Chris Johnson	2012	276	1,243	4.5	94t	6
15. Chris Johnson	2008	251	1,228	4.9	66t	9
16. Lorenzo White	1992	265	1,226	4.6	44	7
17. Travis Henry	2006	270	1,211	4.5	70t	7
18. Hoyle Granger	1967	236	1,194	5.1	67	6
19. Eddie George	2002	343	1,165	3.4	35	12
20. LenDale White	2007	303	1,110	3.7	28	7

## CAREER PASSING YARDS

Player	Years	Att	Cmp	Pct	Yds	Y/A	TD	Int	Lg	Sk	Lst	Rate
1. Warren Moon	1984-93	4,546	2,632	57.9	33,685	7.41	196	166	87t	315	2,403	80.4
2. Steve McNair	1995-05	3,871	2,305	59.5	27,141	7.01	156	103	83t	229	1,398	83.3
3. George Blanda	1960-66	2,784	1,347	48.4	19,149	6.88	165	189	95	-	-	62.5
4. Dan Pastorini	1971-79	2,768	1,426	51.5	16,864	6.09	96	139	85t	222	1,977	61.0
5. Marcus Mariota	2015-18	1,605	1,015	63.2	12,004	7.48	69	42	75t	130	830	89.4
6. Vince Young	2006-10	1,190	689	57.9	8,098	6.81	42	42	73	75	415	75.7
7. Kerry Collins	2006-10	1,081	613	56.7	6,804	6.29	33	29	80t	36	253	74.6
8. Ken Stabler	1980-81	742	458	61.7	5,190	6.99	27	46	79t	56	518	69.0
9. Pete Beathard	1967-69	822	379	46.1	5,128	6.24	26	51	86t	-	-	51.2
10. Jake Locker	2011-14	709	408	57.5	4,967	7.03	27	22	71t	60	378	79.0
11. Matt Hasselbeck	2011-12	739	457	61.8	4,938	6.68	25	19	80t	33	256	82.0
12. Chris Chandler	1995-96	676	409	60.5	4,559	6.74	33	21	76t	46	326	83.9
13. Cody Carlson	1988-94	659	370	56.1	4,469	6.78	21	28	81	54	374	70.0
14. Don Trull	1964-69	556	249	44.8	3,538	6.36	29	21	-	-	-	67.6
15. Billy Volek	2001-05	517	312	60.3	3,505	6.78	26	13	55t	45	306	86.9
16. Jacky Lee	1960-67	409	210	51.3	3,291	8.05	25	30	98t	-	-	68.2
17. Gifford Nielsen	1978-83	498	273	54.8	3,255	6.54	20	22	48	47	354	70.0
18. Neil O'Donnell	1999-03	367	215	58.6	2,664	7.26	16	11	67	18	144	83.2
19. Oliver Luck	1983-86	413	233	56.4	2,544	6.16	13	21	66	33	261	64.1
20. Ryan Fitzpatrick	2013	350	217	62.0	2,454	7.01	14	12	77t	21	109	82.0

## SEASON PASSING YARDS

Player	Year	Att	Cmp	Pct	Yds	Y/A	TD	Int	Lg	Sk	Lst	Rate
1. Warren Moon	1991	655	404	61.7	4,690	7.16	23	21	61t	23	174	81.7
2. Warren Moon	1990	584	362	62.0	4,689	8.03	33	13	87t	36	252	96.8
3. Warren Moon	1989	464	280	60.3	3,631	7.83	23	14	55	35	267	88.9
4. Matt Hasselbeck	2011	518	319	61.6	3,571	6.89	18	14	80t	19	153	82.4
5. Warren Moon	1986	488	256	52.5	3,489	7.15	13	26	81t	41	332	62.3
6. Warren Moon	1993	520	303	58.3	3,485	6.70	21	21	80t	34	218	75.2
7. Marcus Mariota	2016	451	276	61.2	3,426	7.60	26	9	60	23	156	95.6
8. Steve McNair	2002	492	301	61.2	3,387	6.88	22	15	55	21	121	84.0
9. Steve McNair	2001	431	264	61.3	3,350	7.77	21	12	71t	37	251	90.2
10. Warren Moon	1984	450	259	57.6	3,338	7.42	12	14	76	47	371	76.9
11. George Blanda	1961	362	187	51.7	3,330	9.20	36	22	-	-	-	91.3
12. George Blanda	1964	505	262	51.9	3,287	6.51	17	27	-	-	-	61.4
13. Marcus Mariota	2017	453	281	62.0	3,232	7.13	13	15	75t	27	173	79.3
14. Steve McNair	1998	492	289	58.7	3,228	6.56	15	10	47	33	176	80.1
15. Steve McNair	2003	400	250	62.5	3,215	8.04	24	7	73	19	108	100.4
16. Ken Stabler	1980	457	293	64.1	3,202	7.01	13	28	79t	27	264	68.7
17. Steve McNair	2005	476	292	61.3	3,161	6.64	16	11	57	20	134	82.4
18. George Blanda	1963	423	224	53.0	3,003	7.10	24	25	-	-	-	70.1
19. Steve McNair	2000	396	248	62.6	2,847	7.19	15	13	56t	24	141	83.2
20. Marcus Mariota	2015	370	230	62.2	2,818	7.62	19	10	61t	38	258	91.5



## ALL-TIME TEAM LEADERS BY CATEGORY

### CAREER RECEPTIONS

Player	Years	No	Yds	Avg	Lg	TD
1. Ernest Givins	1986-94	542	7,935	14.6	83t	46
2. Haywood Jeffires	1987-95	515	6,119	11.9	87t	47
3. Frank Wycheck (TE)	1995-03	482	4,958	10.3	42	27
4. Drew Hill	1985-91	480	7,477	15.6	81t	47
5. Derrick Mason	1997-04	453	6,114	13.5	71t	37
6. Charlie Hennigan	1960-66	410	6,823	16.6	80t	51
7. Ken Burrough	1971-81	408	6,907	16.9	85t	47
<b>8. Delanie Walker (TE)</b>	<b>2013-18</b>	<b>360</b>	<b>4,208</b>	<b>11.7</b>	<b>68</b>	<b>26</b>
9. Curtis Duncan	1987-93	322	3,935	12.2	72	20
10. Nate Washington	2009-14	307	4,591	15.0	80t	28
11. Kendall Wright	2012-16	280	3,244	11.6	52t	18
12. Drew Bennett	2001-06	273	4,033	14.8	55	25
13. Chris Johnson (RB)	2008-13	272	2,003	7.4	69t	8
14. Eddie George (RB)	1996-03	259	2,144	8.3	54	10
15. Bo Scaife (TE)	2005-10	251	2,383	9.5	44	12
16. Tim Smith	1980-86	206	3,107	15.1	75t	12
17. Alvin Reed (TE)	1967-72	199	2,818	14.2	60	11
18. Webster Slaughter	1992-94	184	2,236	12.2	57	11
Lorenzo White (RB)	1988-94	184	1,674	9.1	69t	6
20. Charles Frazier	1962-68	179	3,060	17.1	80	22

### SEASON RECEPTIONS

Player	Year	No	Yds	Avg	Lg	TD
1. Charlie Hennigan	1964	101	1,546	15.3	53	8
2. Haywood Jeffires	1991	100	1,181	11.8	44	7
3. Derrick Mason	2004	96	1,168	12.2	37t	7
4. Derrick Mason	2003	95	1,303	13.7	50t	8
<b>5. Delanie Walker</b>	<b>2015</b>	<b>94</b>	<b>1,088</b>	<b>11.6</b>	<b>61t</b>	<b>6</b>
Kendall Wright	2013	94	1,079	11.5	45	2
7. Drew Hill	1991	90	1,109	12.3	61t	4
Haywood Jeffires	1992	90	913	10.1	47	9
9. Tim Smith	1983	83	1,176	14.2	47t	6
10. Curtis Duncan	1992	82	954	11.6	72	1
Charlie Hennigan	1961	82	1,746	21.3	80	12
12. Drew Bennett	2004	80	1,247	15.6	48t	11
Butch Woolfolk	1985	80	814	10.2	80t	4
14. Derrick Mason	2002	79	1,012	12.8	40	5
15. Webster Slaughter	1993	77	904	11.7	41	5
<b>16. Delanie Walker</b>	<b>2017</b>	<b>74</b>	<b>807</b>	<b>10.9</b>	<b>42</b>	<b>3</b>
Drew Hill	1990	74	1,019	13.8	57	5
Haywood Jeffires	1990	74	1,048	14.2	87t	8
Nate Washington	2011	74	1,023	13.8	57	7
20. Derrick Mason	2001	73	1,128	15.5	71t	9

### CAREER RECEIVING YARDS

Player	Years	No	Yds	Avg	Lg	TD
1. Ernest Givins	1986-94	542	7,935	14.6	83t	46
2. Drew Hill	1985-91	480	7,477	15.6	81t	47
3. Ken Burrough	1971-81	408	6,906	16.9	85t	47
4. Charlie Hennigan	1960-66	410	6,823	16.6	*83	51
5. Haywood Jeffires	1987-95	515	6,119	11.9	87t	47
6. Derrick Mason	1997-04	453	6,114	13.5	71t	37
7. Frank Wycheck	1995-03	482	4,958	10.3	42	27
8. Nate Washington	2009-14	307	4,591	15.0	80t	28
<b>9. Delanie Walker</b>	<b>2013-18</b>	<b>360</b>	<b>4,208</b>	<b>11.7</b>	<b>68</b>	<b>26</b>
10. Drew Bennett	2001-06	273	4,033	14.8	55t	25
11. Curtis Duncan	1987-93	322	3,935	12.2	72	20
12. Chris Sanders	1995-01	177	3,285	18.6	83t	17
13. Kendall Wright	2012-16	280	3,244	11.6	52t	18
14. Tim Smith	1980-86	206	3,107	15.1	75t	12
15. Charley Frazier	1962-68	179	3,060	17.1	80	22
16. Bill Groman	1960-62	143	2,976	20.8	*80	32
17. Alvin Reed	1967-72	199	2,818	14.2	60	11
18. Kenny Britt	2009-13	157	2,450	15.6	80t	19
19. Bo Scaife	2005-10	251	2,383	9.5	44	12
20. Kevin Dyson	1998-02	176	2,310	13.1	68t	18

### SEASON RECEIVING YARDS

Player	Year	No	Yds	Avg	Lg	TD
1. Charlie Hennigan	1961	82	1,746	21.3	80	12
2. Charlie Hennigan	1964	101	1,546	15.3	53	8
3. Bill Groman	1960	72	1,473	20.5	-	12
4. Derrick Mason	2003	95	1,303	13.7	50t	8
5. Drew Bennett	2004	80	1,247	15.6	48t	11
6. Haywood Jeffires	1991	100	1,181	11.8	44	7
7. Tim Smith	1983	83	1,176	14.2	47t	6
8. Bill Groman	1961	50	1,175	23.5	80	17
9. Drew Hill	1985	64	1,169	18.3	57t	9
10. Derrick Mason	2004	96	1,168	12.2	37t	7
11. Drew Hill	1988	72	1,141	15.8	57t	10
Tim Smith	1984	69	1,141	16.5	75t	4
13. Charley Frazier	1966	57	1,129	19.8	79	12
14. Derrick Mason	2001	73	1,128	15.5	71t	9
15. Drew Hill	1986	65	1,112	17.1	81t	5
16. Drew Hill	1991	90	1,109	12.3	61t	4
<b>17. Delanie Walker</b>	<b>2015</b>	<b>94</b>	<b>1,088</b>	<b>11.6</b>	<b>61t</b>	<b>6</b>
18. Kendall Wright	2013	94	1,079	11.5	45	2
19. Ken Burrough	1975	53	1,063	20.1	77t	8
20. Ernest Givins	1986	61	1,062	17.4	60	3

### CAREER SCORING

Player	Years	TD	Rush	Rec	Ret	XPM	FGM	2PT	Points
1. Al Del Greco	1991-00	0	0	0	0	322	246	0	1,060
2. Rob Bironas	2005-13	0	0	0	0	315	239	0	1,032
3. George Blanda	1960-66	4	4	0	0	301	91	0	598
4. Tony Zendejas	1985-90	0	0	0	0	197	117	0	548
<b>5. Ryan Succop</b>	<b>2014-18</b>	<b>0</b>	<b>0</b>	<b>0</b>	<b>0</b>	<b>154</b>	<b>116</b>	<b>0</b>	<b>502</b>
6. Eddie George	1996-03	74	64	10	0	0	0	3	450
7. Earl Campbell	1978-84	73	73	0	0	0	0	0	438
8. Toni Fritsch	1977-81	0	0	0	0	149	81	0	392
9. Chris Johnson	2008-13	58	50	8	0	0	0	1	350
10. Skip Butler	1972-77	0	0	0	0	122	70	0	332
11. Charlie Hennigan	1960-66	51	0	51	0	0	0	0	306
12. Ken Burrough	1971-81	48	1	47	0	0	0	0	288
Ernest Givins	1986-94	48	1	46	1	0	0	0	288
Haywood Jeffires	1987-95	47	0	47	0	0	0	3	288
15. Drew Hill	1985-91	47	0	47	0	0	0	0	282
16. Derrick Mason	1997-04	40	0	37	3	0	0	1	242
17. Steve McNair	1995-05	36	36	0	0	0	0	3	222
18. Lorenzo White	1988-94	36	29	6	1	0	0	0	216
19. Billy Cannon	1960-63	35	14	20	1	0	0	1	212
20. Gary Anderson	2003-04	0	0	0	0	79	44	0	211

## ALL-TIME TEAM LEADERS BY CATEGORY

## SEASON SCORING

Player	Year	TD	Rush	Rec	Ret	XPM	FGM	2PT	Points
1. Ryan Succop	2017	0	0	0	0	31	35	0	136
Al Del Greco	1998	0	0	0	0	28	36	0	136
3. Rob Bironas	2007	0	0	0	0	28	35	0	133
4. Al Del Greco	1996	0	0	0	0	35	32	0	131
5. Rob Bironas	2008	0	0	0	0	40	29	0	127
6. Al Del Greco	1993	0	0	0	0	39	29	0	126
7. Gary Anderson	2003	0	0	0	0	42	27	0	123
8. Rob Bironas	2011	0	0	0	0	34	29	0	121
9. Rob Bironas	2009	0	0	0	0	37	27	0	118
Al Del Greco	2000	0	0	0	0	37	27	0	118
11. Rob Bironas	2013	0	0	0	0	41	25	0	116
12. George Blanda	1960	4	4	0	0	46	15	0	115
Tony Zendejas	1989	0	0	0	0	40	25	0	115
14. Earl Campbell	1979	19	19	0	0	0	0	0	114
Al Del Greco	1995	0	0	0	0	33	27	0	114
Tony Zendejas	1988	0	0	0	0	48	22	0	114
17. Al Del Greco	1997	0	0	0	0	32	27	0	113
18. George Blanda	1961	0	0	0	0	64	16	0	112
19. Joe Nedney	2002	0	0	0	0	36	25	0	111
20. Rob Bironas	2012	0	0	0	0	35	25	0	110
Rob Bironas	2010	0	0	0	0	38	24	0	110

## CAREER KICKOFF RETURNS (YARDS)

Player	Years	No	Yds	Avg	Lg	TD
1. Bobby Jancik	1962-67	158	4,185	26.5	61	0
2. Derrick Mason	1997-04	156	3,496	22.4	101t	1
3. Carl Roaches	1980-84	150	3,276	21.8	97t	2
4. Billy Johnson	1974-80	121	2,902	24.0	81t	2
5. Marc Mariani	2010-13, 16	118	2,838	24.1	98t	1
6. Mel Gray	1995-97	111	2,592	23.4	88	0
7. Adam Jones	2005-06	63	1,648	26.2	85	0
8. Zeke Moore	1967-77	64	1,618	25.3	92t	1
9. Darius Reynaud	2012-13	68	1,595	23.5	105t	1
10. Willie Drewrey	1985-93	75	1,581	21.1	50	0
11. Allen Pinkett	1986-91	80	1,577	19.7	48	0
12. Jerry LeVias	1969-70	64	1,538	24.0	87	0
13. Bobby Wade	2005-06	50	1,194	23.9	48	0
14. Billy Cannon	1960-63	46	1,186	25.8	88t	1
15. Leonard Harris	1987-93	53	1,130	21.3	63	0
16. Leon Washington	2013-14	47	1,219	25.9	95	0
17. Chris Carr	2008	35	984	28.1	52	0
18. Mike Archie	1996-98	46	961	20.9	50	0
19. Bob Gresham	1973-74	36	903	25.1	103t	1
20. Willie Tullis	1981-84	38	886	23.3	95t	1

## SEASON KICKOFF RETURNS (AVG.)

Player	Year	No	Yds	Avg	Lg	TD
1. Darius Jennings	2018	22	698	31.7	94t	1
2. Ken Hall	1960	19	594	31.3	104t	1
3. Bobby Jancik	1962	24	726	30.3	61	0
4. Bobby Jancik	1963	45	1,317	29.3	53	0
5. Chris Carr	2008	35	984	28.1	52	0
6. Carl Roaches	1981	28	769	27.5	96t	1
7. Billy Johnson	1974	29	785	27.1	67	0
8. Derrick Mason	2000	42	1,132	27.0	66	0
9. Bob Gresham	1973	27	723	26.8	103t	1
10. Adam Jones	2005	43	1,127	26.2	85	0
11. Linzy Cole	1971	32	834	26.1	45	0
12. Adam Jones	2006	20	521	26.1	70	0
13. Bobby Jancik	1966	34	875	25.7	53	0
14. Steve Brown	1983	31	795	25.6	93t	1
15. Marc Mariani	2010	60	1,530	25.5	98t	1
16. Billy Johnson	1977	25	630	25.2	76t	1
17. Alvin Haymond	1973	28	703	25.1	47	0
18. Jerry LeVias	1969	38	940	24.7	87	0
19. Willie Drewrey	1985	26	642	24.7	50	0
20. Zeke Moore	1968	32	787	24.6	45	0

## CAREER PUNT RETURNS (YARDS)

Player	Years	No	FC	Yds	Avg	Lg	TD
1. Billy Johnson	1974-80	155	21	2,040	13.2	87t	5
2. Derrick Mason	1997-04	182	94	1,590	8.7	69t	2
3. Carl Roaches	1980-84	151	31	1,095	7.3	68	0
4. Marc Mariani	2010-13, 16	102	57	1,054	10.3	87t	2
5. Willie Drewrey	1985-93	104	45	771	7.4	25	0
6. Adam Jones	2005-06	63	11	712	11.3	90t	4
7. Mel Gray	1995-97	69	45	652	9.4	40	0
8. Bobby Jancik	1962-67	67	-	647	9.7	82	1
9. Darius Reynaud	2012-13	49	25	545	11.1	81t	2
10. Jerry LeVias	1969-70	60	19	505	8.4	46	0
11. Kenny Johnson	1986-89	73	32	488	6.7	26	0
12. Adoree' Jackson	2017-18	50	18	438	8.8	46	0
13. Justin McCareins	2001-08	37	21	403	10.9	58t	1
14. Ernest Givins	1986-94	56	-	397	7.1	78t	1
15. Larry Carwell	1967-68	36	6	381	10.6	54	0
16. Dexter McCluster	2014-15	46	29	372	8.1	48	0
17. Fred Glick	1961-66	44	-	326	7.4	-	0
18. Chris Carr	2008	32	20	323	10.1	44	0
19. Chris Davis	2007-08	33	13	299	9.1	39	0
20. Ken Houston	1967-72	45	12	252	5.6	33	0

## SEASON PUNT RETURNS (AVG.)

Player	Year	No	FC	Yds	Avg	Lg	TD
1. Billy Johnson	1977	35	8	539	15.4	87t	2
2. Billy Johnson	1975	40	1	612	15.3	83t	3
3. Billy Johnson	1974	30	3	409	13.6	49	0
4. Darius Reynaud	2012	31	17	410	13.2	81t	2
5. Derrick Mason	2000	51	17	662	13.0	69t	1
6. Adam Jones	2006	34	3	440	12.9	90t	3
7. Marc Mariani	2010	27	17	329	12.2	87t	1
8. Justin McCareins	2003	29	17	330	11.4	58t	1
9. Marc Mariani	2011	46	18	490	10.7	79t	1
10. Billy Johnson	1976	38	9	403	10.6	46	0
11. Mel Gray	1995	30	20	303	10.1	20	0
12. Chris Carr	2008	32	20	323	10.1	44	0
13. Chris Davis	2007	31	12	293	9.5	39	0
14. Adam Jones	2005	29	8	272	9.4	52t	1
15. Mel Gray	1996	22	15	205	9.3	40	0
Adoree' Jackson	2018	16	9	148	9.3	26	0
17. Dexter McCluster	2015	24	15	217	9.0	37	0
18. Fred Glick	1963	19	-	171	9.0	22	0
19. Willie Drewrey	1985	24	10	215	9.0	23	0
20. Derrick Mason	1999	26	15	225	8.7	65t	1

## ALL-TIME TEAM LEADERS BY CATEGORY

### CAREER PUNTING (PUNTS)

Player	Years	Punt	Blk	Yds	Avg	TB	In20	Lg	NetAvg
1. Craig Hentrich	1998-09	861	1	36,926	42.9	95	295	78	37.2
2. <b>Brett Kern</b>	<b>2009-18</b>	<b>761</b>	<b>5</b>	<b>34,861</b>	<b>45.8</b>	<b>42</b>	<b>296</b>	<b>79</b>	<b>40.5</b>
3. Jim Norton	1960-68	522	7	21,961	42.1	-	-	79	-
4. Cliff Parsley	1977-82	431	3	17,136	39.8	33	85	62	32.3
5. Dan Pastorini	1971-79	316	1	12,530	39.7	-	-	74	-
6. Greg Montgomery	1988-93	310	6	13,529	43.6	35	74	77	36.6
7. Lee Johnson	1985-87	212	0	8,739	41.2	20	53	66	35.1
8. John James	1982-84	198	1	7,878	39.8	15	36	56	32.4
9. Rich Camarillo	1994-95	173	1	7,280	42.1	17	61	60	35.7
10. Reggie Roby	1996-97	140	1	6,022	43.0	8	50	68	36.7

### SEASON PUNTING (AVERAGE)

Player	Year	Punt	Blk	Yds	Avg	TB	In20	Lg	NetAvg
1. <b>Brett Kern</b>	<b>2017</b>	<b>75</b>	<b>0</b>	<b>3,728</b>	<b>49.7</b>	<b>74</b>	<b>5</b>	<b>28</b>	<b>44.6</b>
2. <b>Brett Kern</b>	<b>2012</b>	<b>81</b>	<b>2</b>	<b>3,855</b>	<b>47.6</b>	<b>71</b>	<b>5</b>	<b>30</b>	<b>40.4</b>
3. <b>Brett Kern</b>	<b>2015</b>	<b>88</b>	<b>0</b>	<b>4,175</b>	<b>47.4</b>	<b>61</b>	<b>1</b>	<b>34</b>	<b>40.3</b>
4. Craig Hentrich	1998	69	0	3,258	47.2	11	18	71	39.2
5. <b>Brett Kern</b>	<b>2018</b>	<b>74</b>	<b>1</b>	<b>3,483</b>	<b>47.1</b>	<b>3</b>	<b>39</b>	<b>62</b>	<b>41.7</b>
6. Greg Montgomery	1992	53	2	2,487	46.9	9	14	66	37.3
7. <b>Brett Kern</b>	<b>2014</b>	<b>88</b>	<b>1</b>	<b>4,118</b>	<b>46.8</b>	<b>7</b>	<b>28</b>	<b>79</b>	<b>40.8</b>
8. Greg Montgomery	1993	54	0	2,462	45.6	5	13	77	39.1
9. Reggie Roby	1996	67	1	2,973	44.4	7	25	68	38.0
10. <b>Brett Kern</b>	<b>2016</b>	<b>77</b>	<b>0</b>	<b>3,402</b>	<b>44.2</b>	<b>71</b>	<b>4</b>	<b>32</b>	<b>38.6</b>
11. Craig Hentrich	2003	71	0	3,117	43.9	8	26	58	37.8
12. Greg Montgomery	1991	48	2	2,105	43.9	4	13	60	36.8

### CAREER INTERCEPTIONS

Player	Years	No	Yds	Avg	Lg	TD
1. Jim Norton	1960-68	45	592	13.2	56	1
2. Cris Dishman	1988-96	31	348	11.2	43	1
3. Fred Glick	1961-66	30	390	13.0	45	1
4. Tony Banfield	1960-65	27	224	8.3	58	0
W.K. Hicks	1964-69	27	457	16.9	62	0
Darryll Lewis	1991-98	27	540	20.0	98t	5
7. Mike Reinfeldt	1976-83	26	375	14.4	39	0
8. Michael Griffin	2007-15	25	328	13.1	83t	1
Ken Houston	1967-72	25	650	26.0	78	9
10. Zeke Moore	1967-77	24	444	18.5	74	2
11. Willie Alexander	1971-79	23	379	16.5	95t	1
Samari Rolle	1998-04	23	349	15.2	81t	1
13. Marcus Robertson	1991-00	22	428	19.5	69	0
14. Gregg Bingham	1973-84	21	279	13.3	54	0
15. Keith Bulluck	2000-09	19	192	10.1	35	1
Miller Farr	1967-69	19	416	21.9	67	5
17. Steve Brown	1983-90	18	264	14.7	44t	1
18. Andre Dyson	2001-04	16	260	16.3	51t	3
Bubba McDowell	1989-94	16	190	11.9	26t	1
Chris Hope	2006-11	16	266	16.6	61t	1

### SEASON INTERCEPTIONS

Player	Year	No	Yds	Avg	Lg	TD
1. Fred Glick	1963	12	180	15.0	45	1
Mike Reinfeldt	1979	12	205	17.1	39	0
3. Miller Farr	1967	10	264	26.4	67	3
4. W.K. Hicks	1965	9	156	17.3	31	0
Ken Houston	1971	9	220	24.4	48t	4
Jim Norton	1961	9	150	16.7	36	0
7. <b>Kevin Byard</b>	<b>2017</b>	<b>8</b>	<b>130</b>	<b>16.3</b>	<b>33</b>	<b>0</b>
Tony Banfield	1961	8	136	17.0	58	0
<i>Pete Jaquess</i>	<i>1964</i>	<i>8</i>	<i>141</i>	<i>17.6</i>	<i>98t</i>	<i>1</i>
Richard Johnson	1990	8	100	12.5	35	1
Jim Norton	1962	8	75	9.4	36	0
12. Tony Banfield	1963	7	21	3.0	14	0
Michael Griffin	2008	7	172	24.6	83t	1
Jim Norton	1965	7	52	7.4	18	0
Marcus Robertson	1993	7	137	19.6	69	0
Samari Rolle	2000	7	140	20.0	81t	1
Jack Tatum	1980	7	100	14.3	35	0

18. (15 tied with 6)

### CAREER SACKS

Player	Years	No
1. Elvin Bethea	1968-83	105.0
2. Ray Childress	1985-95	75.5
3. Jesse Baker	1979-87	66.0
4. William Fuller	1986-93	59.0
5. Sean Jones	1988-93	57.5
6. Jevon Kearse	1999-03, 08-09	52.0
7. Robert Brazile	1975-84	48.0
8. <b>Jurrell Casey</b>	<b>2011-18</b>	<b>46.0</b>
9. Ted Washington	1973-82	45.0
10. <b>Derrick Morgan</b>	<b>2010-18</b>	<b>44.5</b>
11. Kyle Vanden Bosch	2005-09	38.5
12. Curley Culp	1974-80	31.0

### SEASON SACKS

Player	Year	No
1. Elvin Bethea	1973	17.0
2. <i>Jesse Baker</i>	<i>1979</i>	<i>15.5</i>
3. William Fuller	1991	15.0
4. Elvin Bethea	1976	14.5
<i>Jevon Kearse</i>	<i>1999</i>	<i>14.5</i>
6. Elvin Bethea	1971	13.0
Ray Childress	1992	13.0
Sean Jones	1993	13.0
9. Jason Babin	2010	12.5
Sean Jones	1990	12.5
Kyle Vanden Bosch	2005	12.5

## ALL-TIME TEAM LEADERS BY CATEGORY

### CAREER TACKLES (SINCE 1974)

Player	Years	No
1. Gregg Bingham	1973-84	1,970
2. Robert Brazile	1975-84	1,281
3. Keith Bulluck	2000-09	1,265
4. Michael Griffin	2007-15	912
5. Ted Washington	1973-82	907
6. Al Smith	1987-96	877
7. John Grimsley	1984-90	836
8. Blaine Bishop	1993-01	788
9. Ray Childress	1985-95	784
10. Steve Kiner	1974-78	738

### SEASON TACKLES (SINCE 1974)

Player	Year	No
1. Gregg Bingham	1978	223
2. Gregg Bingham	1980	212
3. Gregg Bingham	1974	206
4. Gregg Bingham	1979	203
5. John Grimsley	1986	199
6. Robert Abraham	1984	198
7. Gregg Bingham	1976	191
8. Gregg Bingham	1977	190
9. Gregg Bingham	1975	185
Robert Brazile	1978	185

## YEAR-BY-YEAR LEADERS

### RUSHING

Year	Player	Att	Yds	Avg	Lg	TD
1960	Billy Cannon	152	644	4.2	39	1
1961	Billy Cannon	200	948	4.7	61t	6
1962	Charles Tolar	244	1,012	4.1	25	7
1963	Charles Tolar	194	659	3.4	33	3
1964	Sid Blanks	145	756	5.2	91t	6
1965	Ode Burrell	130	528	4.1	63	3
1966	Ode Burrell	122	406	3.3	45	0
1967	Hoyle Granger	236	1,194	5.1	67t	6
1968	Hoyle Granger	202	848	4.2	47	7
1969	Hoyle Granger	186	740	4.0	23	3
1970	Joe Dawkins	124	517	4.2	49t	2
1971	Robert Holmes	112	323	2.9	31	4
1972	Fred Willis	134	461	3.4	43	0
1973	Fred Willis	171	579	3.4	25	4
1974	Willie Rodgers	122	413	3.4	20	5
1975	Ronnie Coleman	175	790	4.5	46t	5
1976	Ronnie Coleman	171	684	4.0	39	2
1977	Ronnie Coleman	185	660	3.6	22	5
1978	Earl Campbell	302	1,450	4.8	81t	13
1979	Earl Campbell	368	1,697	4.6	61t	19
1980	Earl Campbell	373	1,934	5.2	55t	13
1981	Earl Campbell	361	1,376	3.9	43	10
1982	Earl Campbell	157	538	3.4	22	2
1983	Earl Campbell	322	1,301	4.0	42	12
1984	Larry Moriarty	189	785	4.2	51	6
1985	Mike Rozier	133	462	3.5	30	8
1986	Mike Rozier	199	662	3.3	19t	4
1987	Mike Rozier	229	957	4.2	41	3
1988	Mike Rozier	251	1,002	4.0	28	10
1989	Alonzo Highsmith	128	531	4.1	25	4
1990	Lorenzo White	168	702	4.2	22	8
1991	Allen Pinkett	171	720	4.2	32	9
1992	Lorenzo White	265	1,226	4.6	44	7
1993	Gary Brown	195	1,002	5.1	26	6
1994	Lorenzo White	191	757	4.0	33	3
1995	Rodney Thomas	251	947	3.8	74t	5
1996	Eddie George	335	1,368	4.1	76	8
1997	Eddie George	357	1,399	3.9	30	6
1998	Eddie George	348	1,294	3.7	37t	5
1999	Eddie George	320	1,304	4.1	40	9
2000	Eddie George	403	1,509	3.7	35t	14
2001	Eddie George	315	939	3.0	27	5
2002	Eddie George	343	1,165	3.4	35	12
2003	Eddie George	312	1,031	3.3	27	5
2004	Chris Brown	220	1,067	4.9	52	6
2005	Chris Brown	224	851	3.8	38t	5
2006	Travis Henry	270	1,211	4.5	70t	7
2007	LenDale White	303	1,110	3.7	28	7
2008	Chris Johnson	251	1,228	4.9	66t	9
2009	Chris Johnson	358	2,006	5.6	91t	14
2010	Chris Johnson	316	1,364	4.3	76t	11
2011	Chris Johnson	262	1,047	4.0	48t	4
2012	Chris Johnson	276	1,243	4.5	94t	6
2013	Chris Johnson	279	1,077	3.9	30t	6
2014	Bishop Sankey	152	569	3.7	22	2
2015	Antonio Andrews	143	520	3.6	38	3
2016	DeMarco Murray	293	1,287	4.4	75t	9
2017	Derrick Henry	176	744	4.2	75t	5
2018	Derrick Henry	215	1,059	4.9	99t	12

### PASSING

Year	Player	Att	Cmp	Yds	Pct	TD	Int	Avg
1960	George Blanda	363	169	2,413	46.6	24	22	6.7
1961	George Blanda	362	187	3,330	51.7	36	22	9.2
1962	George Blanda	418	197	2,810	47.1	27	42	6.7
1963	George Blanda	423	224	3,003	52.9	24	25	7.0
1964	George Blanda	505	262	3,282	51.9	17	27	6.4
1965	George Blanda	442	186	2,542	42.1	20	30	5.8
1966	George Blanda	271	122	1,764	45.0	17	21	6.4
1967	Pete Beathard	231	94	1,114	40.7	9	14	4.8
1968	Pete Beathard	223	105	1,559	47.1	7	16	6.9
1969	Pete Beathard	370	180	2,455	48.6	10	21	6.4
1970	Charley Johnson	281	144	1,652	51.2	7	12	5.9
1971	Dan Pastorini	270	127	1,702	47.0	7	21	6.3
1972	Dan Pastorini	299	144	1,711	48.2	7	11	5.7
1973	Dan Pastorini	290	154	1,482	53.1	5	17	5.1
1974	Dan Pastorini	247	140	1,571	56.7	10	10	6.4
1975	Dan Pastorini	342	163	2,053	47.7	14	16	6.0
1976	Dan Pastorini	309	167	1,785	53.5	10	10	5.7
1977	Dan Pastorini	319	169	1,987	53.0	13	18	6.2
1978	Dan Pastorini	368	199	2,473	54.1	16	17	6.7
1979	Dan Pastorini	324	163	2,090	50.3	14	18	6.5
1980	Ken Stabler	454	293	3,202	64.5	13	28	7.0
1981	Ken Stabler	285	165	1,988	57.9	14	18	6.9
1982	Archie Manning	125	66	877	52.8	6	6	7.0
1983	Oliver Luck	217	124	1,375	57.1	8	13	6.3
1984	Warren Moon	450	259	3,338	57.6	12	14	7.4
1985	Warren Moon	377	200	2,709	53.1	15	19	7.2
1986	Warren Moon	488	256	3,489	52.5	13	26	7.2
1987	Warren Moon	368	184	2,806	50.0	21	18	7.6
1988	Warren Moon	294	160	2,327	54.4	17	8	7.9
1989	Warren Moon	464	280	3,631	60.3	23	14	7.8
1990	Warren Moon	584	362	4,689	62.0	33	13	8.0
1991	Warren Moon	655	404	4,690	61.7	23	21	7.2
1992	Warren Moon	346	224	2,521	64.7	18	12	7.3
1993	Warren Moon	520	303	3,485	58.3	21	21	6.7
1994	Billy Joe Tolliver	240	121	1,287	50.4	6	7	5.4
1995	Chris Chandler	356	225	2,460	63.2	17	10	6.9
1996	Chris Chandler	320	184	2,099	57.5	16	11	6.6
1997	Steve McNair	415	216	2,665	52.0	14	13	6.4
1998	Steve McNair	492	289	3,228	58.7	15	10	6.5
1999	Steve McNair	331	187	2,179	56.5	12	8	6.6
2000	Steve McNair	396	248	2,847	62.6	15	13	7.2
2001	Steve McNair	431	264	3,350	61.3	21	12	7.8
2002	Steve McNair	492	301	3,387	61.2	22	15	6.9
2003	Steve McNair	400	250	3,215	62.5	24	7	8.0
2004	Billy Volek	357	218	2,486	61.1	18	10	7.0
2005	Steve McNair	476	292	3,161	61.3	16	11	6.6
2006	Vince Young	357	184	2,199	51.5	12	13	6.2
2007	Vince Young	382	238	2,546	62.3	9	17	6.7
2008	Kerry Collins	415	242	2,676	58.3	12	7	6.5
2009	Vince Young	259	152	1,879	58.7	10	7	7.3
2010	Kerry Collins	278	160	1,823	57.6	14	8	6.6
2011	Matt Hasselbeck	518	319	3,571	61.6	18	14	6.9
2012	Jake Locker	314	177	2,176	56.4	10	11	6.9
2013	Ryan Fitzpatrick	350	217	2,454	62.0	14	12	7.0
2014	Zach Mettenberger	179	107	1,412	59.8	8	7	7.9
2015	Marcus Mariota	370	230	2,818	62.2	19	10	7.6
2016	Marcus Mariota	451	276	3,426	61.2	26	9	7.6
2017	Marcus Mariota	453	281	3,232	62.0	13	15	7.1
2018	Marcus Mariota	331	228	2,528	68.9	11	8	7.6



## YEAR-BY-YEAR LEADERS

## RECEIVING

Year	Player	No	Yds	Avg	Lg	TD
1960	Bill Groman	72	1,473	20.5	80t	12
1961	Charlie Hennigan	82	1,746	21.3	80t	12
1962	Charlie Hennigan	54	867	16.1	75t	8
1963	Charlie Hennigan	61	1,051	17.2	83t	10
1964	Charlie Hennigan	101	1,546	15.3	53t	8
1965	Ode Burrell (RB)	55	650	11.8	52t	4
1966	Charles Frazier	57	1,129	19.8	79t	12
1967	Hoyle Granger (RB)	31	300	9.6	43	3
1968	Alvin Reed (TE)	46	747	16.2	60	5
1969	Alvin Reed (TE)	51	664	13.0	43	2
1970	Alvin Reed (TE)	47	604	12.9	34	2
1971	Jim Beirne	38	550	14.5	40	1
1972	Fred Willis (RB)	45	297	6.6	27	2
1973	Fred Willis (RB)	57	371	6.5	50	1
1974	Ken Burrough	36	492	13.7	51	2
1975	Ken Burrough	53	1,063	20.1	77t	8
1976	Ken Burrough	51	932	18.2	69	7
1977	Ken Burrough	43	816	19.0	85t	8
1978	Ken Burrough	47	624	13.3	44	2
1979	Ken Burrough	40	752	18.8	55t	6
1980	Mike Barber (TE)	59	712	12.1	79t	5
1981	Ken Burrough	40	668	16.7	71t	7
1982	Dave Casper (TE)	36	573	15.9	38	6
1983	Tim Smith	83	1,176	14.2	47t	6
1984	Tim Smith	69	1,141	16.5	75t	4
1985	Butch Woolfolk (RB)	80	814	10.2	80t	4
1986	Drew Hill	65	1,112	17.1	81t	5
1987	Ernest Givins	53	933	17.6	83t	6
1988	Drew Hill	72	1,141	15.8	57t	10
1989	Drew Hill	66	938	14.2	50	8
1990	Haywood Jeffires	74	1,048	14.2	87t	8
	Drew Hill	74	1,019	13.8	57	5
1991	Haywood Jeffires	100	1,181	11.8	44	7
1992	Haywood Jeffires	90	913	10.1	47	9
1993	Webster Slaughter	77	904	11.7	41	5
1994	Webster Slaughter	68	846	12.4	57	2
	Haywood Jeffires	68	783	11.5	50	6
1995	Haywood Jeffires	61	684	11.2	35t	8
1996	Frank Wycheck (TE)	53	511	9.6	29	6
1997	Frank Wycheck (TE)	63	748	11.9	42	4
1998	Frank Wycheck (TE)	70	768	11.0	38	2
1999	Frank Wycheck (TE)	69	641	9.3	35	2
2000	Frank Wycheck (TE)	70	636	9.1	26	4
2001	Derrick Mason	73	1,128	15.5	71t	9
2002	Derrick Mason	79	1,012	12.8	40	5
2003	Derrick Mason	95	1,303	13.7	50t	8
2004	Derrick Mason	96	1,168	12.2	37t	7
2005	Drew Bennett	58	738	12.7	55t	4
2006	Drew Bennett	46	737	16.0	39	3
2007	Justin Gage	55	750	13.6	73	2
	Roydell Williams	55	719	13.1	48	4
2008	Bo Scaife (TE)	58	561	9.7	44	2
2009	Chris Johnson (RB)	50	503	10.1	69t	2
2010	Chris Johnson (RB)	44	245	5.6	25	1
2011	Nate Washington	74	1,023	13.8	57	7
2012	Kendall Wright	64	626	9.8	38	4
2013	Kendall Wright	94	1,079	11.5	45	2
2014	Delanie Walker	63	890	14.1	68	4
2015	Delanie Walker	94	1,088	11.6	61t	6
2016	Rishard Matthews	65	945	14.5	60	9
	Delanie Walker	65	800	12.3	47	7
2017	Delanie Walker	74	807	10.9	42	3
2018	Corey Davis	65	891	13.7	51	4

## SCORING

Year	Player	TD	PAT	FG	Tot
1960	George Blanda	4	46	15	115
1961	George Blanda	0	64	16	112
1962	George Blanda	0	48	11	81
1963	George Blanda	0	37	9	64
1964	George Blanda	0	38	13	76
1965	George Blanda	0	28	11	61
1966	George Blanda	0	39	16	87
1967	John Wittenborn	0	30	14	72
1968	Wayne Walker	0	26	8	50
1969	Roy Gerela	0	29	19	86
1970	Roy Gerela	0	23	18	77
1971	Mark Moseley	0	25	16	73
1972	Skip Butler	0	12	16	51
1973	Skip Butler	0	15	21	66
1974	Skip Butler	0	29	9	56
1975	Skip Butler	0	31	18	85
1976	Skip Butler	0	24	16	72
1977	Toni Fritsch	0	19	12	55
1978	Earl Campbell (RB)	13	0	0	78
1979	Earl Campbell (RB)	19	0	0	114
1980	Toni Fritsch	0	26	19	83
1981	Toni Fritsch	0	32	15	77
1982	Dave Casper (TE)	6	0	0	36
1983	Florian Kempf	0	33	17	84
1984	Joe Cooper	0	13	11	46
1985	Tony Zendejas	0	29	21	92
1986	Tony Zendejas	0	28	22	94
1987	Tony Zendejas	0	32	20	92
1988	Tony Zendejas	0	48	22	114
1989	Tony Zendejas	0	40	25	115
1990	Lorenzo White (RB)	12	0	0	72
1991	Ian Howfield	0	25	13	64
1992	Al Del Greco	0	41	21	104
1993	Al Del Greco	0	39	29	126
1994	Al Del Greco	0	18	16	66
1995	Al Del Greco	0	33	27	114
1996	Al Del Greco	0	35	32	131
1997	Al Del Greco	0	32	27	113
1998	Al Del Greco	0	28	36	136
1999	Al Del Greco	0	43	21	106
2000	Al Del Greco	0	37	27	118
2001	Joe Nedney	0	34	20	94
2002	Joe Nedney	0	36	25	111
2003	Gary Anderson	0	42	27	123
2004	Gary Anderson	0	37	17	88
2005	Rob Bironas	0	30	23	99
2006	Rob Bironas	0	32	22	98
2007	Rob Bironas	0	28	35	133
2008	Rob Bironas	0	40	29	127
2009	Rob Bironas	0	37	27	118
2010	Rob Bironas	0	38	24	110
2011	Rob Bironas	0	34	29	121
2012	Rob Bironas	0	35	25	110
2013	Rob Bironas	0	41	25	116
2014	Ryan Succop	0	27	19	84
2015	Ryan Succop	0	29	14	71
2016	Ryan Succop	0	39	22	105
2017	Ryan Succop	0	31	35	136
2018	Ryan Succop	0	28	26	106

## YEAR-BY-YEAR LEADERS

## KICKOFF RETURNS

Year	Player	No	Yds	Avg	Lg	TD
1960	Ken Hall	19	594	31.3	104t	1
1961	Billy Cannon	18	439	24.4	47	0
1962	Bobby Jancik	24	726	30.3	61	0
1963	Bobby Jancik	45	1,315	29.3	53	0
1964	Ode Burrell	17	449	26.4	93t	1
1965	Bobby Jancik	18	430	23.9	43	0
1966	Bobby Jancik	34	875	25.7	53	0
1967	Zeke Moore	14	405	28.9	92	1
1968	Zeke Moore	32	787	24.6	45	0
1969	Jerry LeVias	38	940	24.7	87	0
1970	Jerry LeVias	26	598	23.0	37	0
1971	Linzy Cole	32	834	26.1	45	0
1972	Willie Rodgers	17	335	19.7	31	0
1973	Bob Gresham	27	723	26.8	103t	1
1974	Billy Johnson	29	785	27.1	67	0
1975	Billy Johnson	33	798	24.2	81t	1
1976	Billy Johnson	26	579	22.2	53	0
1977	Billy Johnson	25	630	25.2	76t	1
1978	Johnnie Dirden	32	780	24.4	60	0
1979	Richard Ellender	24	514	21.4	35	0
1980	Carl Roaches	37	746	20.2	46	0
1981	Carl Roaches	28	769	27.5	96t	1
1982	Carl Roaches	21	441	21.0	45	0
1983	Steve Brown	31	795	25.6	93t	1
1984	Carl Roaches	30	679	22.6	49	0
1985	Willie Drewrey	26	642	24.7	52	0
1986	Willie Drewrey	25	500	20.0	32	0
	Allen Pinkett	26	519	20.0	48	0
1987	Curtis Duncan	28	546	19.5	62	0
1988	Leonard Harris	34	678	19.9	56	0
1989	Kenny Johnson	21	372	17.7	39	0
1990	Gerald McNeil	27	551	20.4	64	0
1991	Allen Pinkett	26	508	19.5	41	0
1992	Pat Coleman	14	290	20.7	28	0
1993	Willie Drewrey	15	293	19.5	34	0
1994	Todd McNair	23	481	20.9	44	0
1995	Mel Gray	53	1,183	22.3	54	0
1996	Mel Gray	50	1,224	24.5	88	0
1997	Derrick Mason	26	551	21.2	54	0
1998	Mike Archie	42	913	21.7	50	0
1999	Derrick Mason	41	805	19.6	41	0
2000	Derrick Mason	42	1,132	27.0	66	0
2001	Derrick Mason	34	748	22.0	101t	1
2002	John Simon	20	371	18.6	29	0
2003	Jake Schifino	35	703	20.1	39	0
2004	Jason McAddley	38	849	22.3	45	0
2005	Pacman Jones	43	1,127	26.2	85	0
2006	Bobby Wade	50	1,194	23.9	48	0
2007	Michael Griffin	18	422	23.4	48	0
2008	Chris Carr	35	984	28.1	52	0
2009	Kenny Britt	24	523	21.8	56	0
2010	Marc Mariani	60	1,530	25.5	98t	1
2011	Marc Mariani	32	748	23.4	49	0
2012	Darius Reynaud	53	1,240	23.4	105t	1
2013	Leon Washington	16	481	30.1	95	0
2014	Leon Washington	31	738	23.8	52	0
2015	Dexter McCluster	13	285	21.9	32	0
2016	Marc Mariani	26	560	21.5	37	0
2017	Adoree' Jackson	25	578	23.1	57	0
2018	Darius Jennings	22	698	31.7	94t	1

## PUNT RETURNS

Year	Player	No	Yds	Avg	Lg	TD
1960	Billy Cannon	4	96	24.0	51	0
1961	Billy Cannon	9	70	7.8	20	0
1962	Bobby Jancik	14	164	11.7	21	0
1963	Bobby Jancik	13	145	11.2	56	0
1964	Bobby Jancik	14	220	15.7	82t	1
1965	Bobby Jancik	12	85	7.1	25	0
1966	Ode Burrell	8	76	9.5	29	0
1967	Larry Carwell	9	154	17.1	54	0
1968	Sid Blanks	22	179	8.1	39	0
1969	Jerry LeVias	35	292	8.3	46	0
1970	Jerry LeVias	25	213	8.5	33	0
1971	Linzy Cole	14	107	7.6	31	0
1972	Ken Houston	25	148	5.9	33	0
1973	Jeff Severson	16	126	7.9	74	0
1974	Billy Johnson	30	409	13.6	49	0
1975	Billy Johnson	40	612	15.3	83t	3
1976	Billy Johnson	39	397	10.2	46	0
1977	Billy Johnson	35	539	15.4	87t	2
1978	Ronnie Coleman	16	142	8.9	32	0
1979	Richard Ellender	31	203	6.5	36	0
1980	Carl Roaches	47	384	8.2	68	0
1981	Carl Roaches	39	296	7.6	40	0
1982	Carl Roaches	19	104	5.5	25	0
1983	Carl Roaches	20	159	8.0	23	0
1984	Carl Roaches	26	152	5.8	18	0
1985	Willie Drewrey	24	215	9.0	23	0
1986	Willie Drewrey	25	262	7.7	25	0
1987	Kenny Johnson	24	196	8.2	26	0
1988	Kenny Johnson	30	170	5.7	16	0
1989	Kenny Johnson	19	122	6.4	19	0
1990	Gerald McNeil	30	172	5.7	26	0
1991	Pat Coleman	22	138	6.3	24	0
1992	Webster Slaughter	20	142	7.1	20	0
1993	Willie Drewrey	41	275	6.7	18	0
1994	Ernest Givins	37	210	5.7	78t	1
1995	Mel Gray	30	303	10.1	20	0
1996	Mel Gray	22	205	9.3	40	0
1997	Mel Gray	17	144	8.5	30	0
1998	Derrick Mason	31	228	7.4	25	0
1999	Derrick Mason	26	225	8.7	65t	1
2000	Derrick Mason	51	662	13.0	69t	1
2001	Derrick Mason	20	128	6.4	20	0
2002	John Simon	13	113	8.7	30	0
2003	Justin McCareins	29	330	11.4	58t	1
2004	Derrick Mason	24	93	3.9	13	0
2005	Pacman Jones	29	272	9.4	52t	1
2006	Pacman Jones	34	440	12.9	90t	3
2007	Chris Davis	31	293	9.5	39	0
2008	Chris Carr	32	323	10.1	44	0
2009	Alvin Pearman	11	112	10.2	18	0
2010	Marc Mariani	27	329	12.2	87t	1
2011	Marc Mariani	46	490	10.7	79t	1
2012	Darius Reynaud	31	410	13.2	81t	2
2013	Darius Reynaud	18	135	7.5	35	0
2014	Dexter McCluster	22	155	7.0	48	0
2015	Dexter McCluster	24	217	9.0	37	0
2016	Marc Mariani	29	235	8.1	18	0
2017	Adoree' Jackson	34	290	8.5	46	0
2018	Adoree' Jackson	16	148	9.3	26	0

## YEAR-BY-YEAR LEADERS

## INTERCEPTIONS

Year	Player	No	Yds	Avg	Lg	TD
1960	Mark Johnston (CB)	4	42	10.5	33	0
	Dennit Morris (LB)	4	32	8.0	26	0
	Julian Spence (S)	4	5	1.3	5	0
1961	Jim Norton (S)	9	150	16.7	36	0
1962	Jim Norton (S)	8	75	9.4	36	0
1963	Fred Glick (S)	12	180	15.0	40	1
1964	Pete Jaquess (CB)	8	141	17.6	98t	1
1965	W.K. Hicks (CB)	9	156	17.3	31	0
1966	Jim Norton (S)	4	125	31.3	56	0
	Fred Glick (S)	4	47	11.8	41	0
1967	Miller Farr (CB)	10	264	26.4	67	3
1968	Ken Houston (S)	5	160	32.0	66t	2
1969	Miller Farr (CB)	6	48	8.0	35	0
1970	Zeke Moore (CB)	6	85	14.2	32	0
1971	Ken Houston (S)	9	220	24.4	48t	4
1972	Bob Atkins (S)	2	37	18.5	34	0
	John Charles (S)	2	6	3.0	6	0
1973	Guy Roberts (LB)	4	55	13.8	27	0
	Jeff Severson (S)	4	24	6.0	19	0
1974	Bob Atkins (S)	6	85	14.2	36	0
1975	Zeke Moore (CB)	5	137	27.4	74	0
1976	C.L. Whittington (S)	5	103	20.6	50	0
1977	Mike Reinfeldt (S)	5	78	15.6	30	0
1978	Willie Alexander (CB)	5	51	10.2	29	0
1979	Mike Reinfeldt (S)	12	205	17.1	39	0
1980	Jack Tatum (S)	7	100	14.3	35	0
1981	Greg Stemrick (CB)	3	94	31.3	38	0
	Carter Hartwig (DB)	3	78	26.0	36	0
1982	Robert Brazile (LB)	1	31	31.0	31	0
	Gregg Bingham (LB)	1	8	8.0	8	0
	Vernon Perry (S)	1	8	8.0	8	0
1983	Willie Tullis (DB)	5	65	13.0	44	0
1984	Willie Tullis (DB)	4	48	12.0	22	0
1985	Steve Brown (CB)	5	41	8.2	22	0
1986	Allen Lyday (S)	3	24	8.0	24	0
	Patrick Allen (CB)	3	20	6.7	18	0
1987	Keith Bostic (S)	6	-14	-2.3	7	0
1988	Jeff Donaldson (S)	4	29	7.3	23	0
1989	Steve Brown (CB)	5	54	10.8	41	0
1990	Richard Johnson (CB)	8	100	12.5	35	1
1991	Cris Dishman (CB)	6	61	10.2	43	0
1992	Jerry Gray (CB)	6	24	4.0	22	0
1993	Marcus Robertson (S)	7	137	19.6	69	0
1994	Darryll Lewis (CB)	5	57	11.4	20	0
1995	Darryll Lewis (CB)	6	145	24.2	98t	1
1996	Darryll Lewis (CB)	5	103	20.6	53	1
1997	Darryll Lewis (CB)	5	115	23.0	47t	1
	Marcus Robertson (S)	5	127	25.4	48	0
1998	Darryll Lewis (CB)	4	40	10.0	33	0
1999	Samari Rolle (CB)	4	65	16.3	30	0
2000	Samari Rolle (CB)	7	140	20.0	81t	1
2001	Andre Dyson (CB)	3	36	12.0	36	0
	Samari Rolle (CB)	3	3	1.0	3	0
2002	Lance Schulters (S)	6	56	9.3	28	0
2003	Samari Rolle (CB)	6	141	23.5	52	0
2004	Andre Dyson (CB)	6	135	22.5	44	0
2005	Reynaldo Hill (CB)	3	88	29.3	52t	1
2006	Chris Hope (S)	5	105	21.0	61t	1
2007	Keith Bulluck (LB)	5	63	12.6	35	0
2008	Michael Griffin (S)	7	172	24.6	83t	1
2009	Cortland Finnegan (CB)	5	194	38.8	80	1
2010	Michael Griffin (S)	4	50	12.5	28	0
2011	Michael Griffin (S)	2	0	0.0	0	0
	Jason McCourty (CB)	2	52	26.0	30	0
2012	Michael Griffin (S)	4	59	14.8	33	0
	Jason McCourty (CB)	4	29	7.3	28	0
2013	Alterraun Verner (CB)	5	68	13.6	34	1
2014	Jason McCourty (CB)	3	0	0.0	0	0
2015	Zach Brown (LB)	2	45	22.5	45	0
	Coty Sensabaugh (CB)	2	42	21.0	26t	1
2016	Perrish Cox (CB)	3	3	1.0	3	0
2017	Kevin Byard (S)	8	130	16.3	33	0
2018	Kevin Byard (S)	4	1	0.3	1	0

## SACKS

Year	Player	Total
1960	Don Floyd (DE)	4
1961	Doug Cline (LB)	6
1962	Ed Husmann (DT)	10
1963	Ed Husmann (DT)	5
	Gary Cutsinger (DE)	5
1964	Ed Husmann (DT)	4
	Don Floyd (DE)	4
1965	Gary Cutsinger (DE)	7
1966	Gary Cutsinger (DE)	5
1967	George Rice (DT)	6
1968	Pat Holmes (DE)	6
1969	Elvin Bethea (DE)	14
1970	Elvin Bethea (DE)	9.5
1971	Elvin Bethea (DE)	13
1972	Mike Tillemann (DT)	12
1973	Elvin Bethea (DE)	17
1974	Ted Washington (LB)	11
1975	Curly Culp (DT)	11.5
1976	Elvin Bethea (DE)	14.5
1977	James Young (DE)	7.5
1978	Elvin Bethea (DE)	8
1979	Jesse Baker (DE)	15.5
1980	Mike Stensrud (DE)	7
1981	Jesse Baker (DE)	10
1982	Jesse Baker (DE)	7.5
1983	Jesse Baker (DE)	5.5
1984	Jesse Baker (DE)	11
1985	Jesse Baker (DE)	5.5
1986	Ray Childress (DE)	5
1987	Ray Childress (DE)	6
1988	Ray Childress (DE)	8.5
	William Fuller (DE)	8.5
1989	Ray Childress (DE)	8.5
1990	Sean Jones (DE)	12.5
1991	William Fuller (DE)	15
1992	Ray Childress (DE)	13
1993	Sean Jones (DE)	13
1994	Lamar Lathon (DE)	8.5
1995	Anthony Cook (DE)	4.5
	Henry Ford (DE)	4.5
1996	Anthony Cook (DE)	7.5
1997	Kenny Holmes (DE)	7
	Gary Walker (DT)	7
1998	Lonnie Marts (LB)	4
1999	Jevon Kearse (DE)	14.5
2000	Jevon Kearse (DE)	11.5
2001	Jevon Kearse (DE)	10.0
2002	Kevin Carter (DE)	10.0
2003	Jevon Kearse (DE)	9.5
2004	Kevin Carter (DE)	6.0
2005	Kyle Vanden Bosch (DE)	12.5
2006	Kyle Vanden Bosch (DE)	6.5
2007	Kyle Vanden Bosch (DE)	12
2008	Albert Haynesworth (DT)	8.5
2009	Jacob Ford (DE)	5.5
2010	Jason Babin (DE)	12.5
2011	Karl Klug (DT)	7.0
2012	Derrick Morgan (DE)	6.5
2013	Jurrell Casey (DT)	10.5
2014	Derrick Morgan (OLB)	6.5
2015	Jurrell Casey (DT)	7.0
	Brian Orakpo (OLB)	7.0
2016	Brian Orakpo (OLB)	10.5
2017	Derrick Morgan (OLB)	7.5
2018	Jurrell Casey (DT)	7.0

## YEAR-BY-YEAR LEADERS

### TACKLES (SINCE 1974)

Year	Player	Solo	Assist	Total
1974	Gregg Bingham (LB)	128	78	206
1975	Gregg Bingham (LB)	110	75	185
1976	Gregg Bingham (LB)	100	91	191
1977	Gregg Bingham (LB)	95	95	190
1978	Gregg Bingham (LB)	109	114	223
1979	Gregg Bingham (LB)	100	103	203
1980	Gregg Bingham (LB)	112	100	212
1981	Gregg Bingham (LB)	112	60	172
1982	Daryl Hunt (LB)	61	24	85
1983	Gregg Bingham (LB)	87	48	135
1984	Robert Abraham (LB)	106	92	198
1985	Avon Riley (LB)	80	67	147
1986	John Grimsley (LB)	112	87	199
1987	Al Smith (LB)	46	56	102
1988	John Grimsley (LB)	70	45	115
1989	John Grimsley (LB)	73	30	103
1990	Al Smith (LB)	78	26	104
1991	Al Smith (LB)	101	45	146
1992	Al Smith (LB)	70	52	122
1993	Al Smith (LB)	67	28	95
1994	Al Smith (LB)	97	45	142
1995	Blaine Bishop (S)	75	22	97
1996	Blaine Bishop (S)	73	36	100
1997	Barron Wortham (LB)	61	36	97
1998	Joe Bowden (LB)	88	57	145

Year	Player	Solo	Assist	Total
1999	Blaine Bishop (S)	83	30	113
	Eddie Robinson (LB)	64	49	113
2000	Randall Godfrey (LB)	97	72	169
2001	Randall Godfrey (LB)	79	32	111
2002	Keith Bulluck (LB)	116	64	180
2003	Keith Bulluck (LB)	110	61	171
2004	Keith Bulluck (LB)	108	63	171
2005	Keith Bulluck (LB)	106	44	150
2006	Keith Bulluck (LB)	107	54	161
2007	David Thornton (LB)	97	43	140
2008	Keith Bulluck (LB)	83	37	120
2009	Stephen Tulloch (LB)	95	37	132
2010	Stephen Tulloch (LB)	121	48	169
2011	Jordan Babineaux (S)	81	36	117
2012	Akeem Ayers (LB)	79	31	110
2013	Bernard Pollard (S)	93	49	142
2014	<b>Wesley Woodyard (LB)</b>	<b>66</b>	<b>68</b>	<b>134</b>
2015	Avery Williamson (LB)	79	58	137
2016	Avery Williamson (LB)	76	73	149
2017	<b>Wesley Woodyard (LB)</b>	<b>104</b>	<b>68</b>	<b>172</b>
2018	<b>Wesley Woodyard (LB)</b>	<b>124</b>	<b>85</b>	<b>39</b>

## INDIVIDUAL RECORDS: SERVICE

### Number of Games Played in Regular Season

1960-77: 14 games

1978-81, 1983-86, 1988-present: 16 games

1982: 9 games

1987: 15 games

### Most Seasons

19	Bruce Matthews, 1983-2001
16	Elvin Bethea, 1968-83
13	Brad Hopkins, 1993-2005
12	Gregg Bingham, 1973-84
12	Mike Munchak, 1982-93
12	Craig Hentrich, 1998-09

### Most Seasons, Active

10	<b>Brett Kern</b> , 2009-18
9	<b>Derrick Morgan</b> , 2010-18

### Most Games Played

296	Bruce Matthews, 1983-2001
210	Elvin Bethea, 1968-83
194	Brad Hopkins, 1993-2005
177	Craig Hentrich, 1998-2009
173	Gregg Bingham, 1973-84
160	Ray Childress, 1985-95
159	Mike Munchak, 1982-93

157	Keith Bulluck, 2000-09
154	<b>Brett Kern</b> , 2009-18
152	Benji Olson, 1998-2007
151	Al Del Greco, 1991-2000
148	Michael Roos, 2005-14
147	Robert Brazile, 1975-84
146	Ted Thompson, 1975-84
145	Zeke Moore, 1967-77
144	Rob Bironas, 2005-13
144	Ken Burrough, 1971-81
141	Michael Griffin, 2007-15
141	Warren Moon, 1984-93

### Most Games Played, Active

154	<b>Brett Kern</b> , 2009-18
125	<b>Jurrell Casey</b> , 2011-18
120	<b>Derrick Morgan</b> , 2010-18

### Most Consecutive Games Played

232	Bruce Matthews, 1987-2001
154	<b>Brett Kern</b> , 2009-18
147	Robert Brazile, 1975-84
146	Craig Hentrich, 1998-2007
144	Rob Bironas, 2005-13
135	Elvin Bethea, 1968-77
135	Keith Bulluck, 2000-09

134	Gregg Bingham, 1973-81
128	Eddie George, 1996-2003

### Most Consecutive Games Played, Active

154	<b>Brett Kern</b> , 2009-18
112	<b>Beau Brinkley</b> , 2012-18
80	<b>Ryan Succop</b> , 2014-18

### Most Consecutive Games Started

229	Bruce Matthews, 1987-2001
147	Robert Brazile, 1975-84
135	Elvin Bethea, 1968-77
134	Gregg Bingham, 1973-81
128	Eddie George, 1996-2003
127	Keith Bulluck, 2001-09

### Most Consecutive Games Started, Active

48	<b>Ben Jones</b> , 2016-18
46	<b>Josh Kline</b> , 2016-18
39	<b>Kevin Byard</b> , 2016-18
19	<b>Corey Davis</b> , 2017-18
16	<b>DaQuan Jones</b> , 2018

## INDIVIDUAL RECORDS: SCORING

### Most Seasons Leading Team

9	Rob Bironas, 2005-13
9	Al Del Greco, 1992-2000
7	George Blanda, 1960-66
5	<b>Ryan Succop</b> , 2014-18
5	Tony Zendejas, 1985-90

### Most Consecutive Seasons Leading Team

9	Rob Bironas, 2005-13
9	Al Del Greco, 1992-2000
7	George Blanda, 1960-66

5	<b>Ryan Succop</b> , 2014-18
5	Tony Zendejas, 1985-89

## POINTS

### Career

1,060	Al Del Greco, 1991-2000 (322 PAT, 246 FG)
1,032	Rob Bironas, 2005-13 (315 PAT, 239 FG)

598	George Blanda, 1960-66 (4 TD, 301 PAT, 91 FG)
548	Tony Zendejas, 1985-90 (197 PAT, 117 FG)
502	<b>Ryan Succop</b> , 2014-18 (154 PAT, 116 FG)
450	Eddie George, 1996-2003 (74 TD, 3 two-point)
438	Earl Campbell, 1978-84 (73 TD)



# INDIVIDUAL RECORDS: SCORING

## Season

136	<b>Ryan Succop</b> , 2017 (31 PAT, 35 FG)
136	Al Del Greco, 1998 (28 PAT, 36 FG)
133	Rob Bironas, 2007 (28 PAT, 35 FG)
131	Al Del Greco, 1996 (35 PAT, 32 FG)
127	Rob Bironas, 2008 (40 PAT, 29 FG)
126	Al Del Greco, 1993 (39 PAT, 29 FG)
123	Gary Anderson, 2003 (42 PAT, 27 FG)

## Most Seasons, 100 or More Points

8	Al Del Greco, 1992-93, 1995-2000
7	Rob Bironas, 2007-13
3	<b>Ryan Succop</b> , 2016-18
2	George Blanda, 1960-61
2	Tony Zendejas, 1988-89

## Season, Rookie

92	Tony Zendejas, 1985 (29 PAT, 21 FG)
86	Roy Gerela, 1969 (29 PAT, 19 FG)
72	Bill Groman, 1960 (12 TD)

## Game

30	Billy Cannon, @ N.Y. Titans, 12/10/61 (5 TD)
26	Rob Bironas, @ Hou., 10/21/07 (8 FG, 2 PAT)
26	George Blanda, vs. L.A. Chargers, 9/18/60 (3 TD, 5 PAT, 1 FG)

## Game, Opponent

24	Art Powell, @ Oakland, 12/22/63
24	Corey Dillon, @ Cincinnati, 12/4/97
19	Robbie Gould, @ San Francisco, 12/17/17
19	Cody Parkey, @ Philadelphia, 11/23/14
19	Horst Muhlmann, vs. Cincinnati, 12/17/72

## Most Consecutive Games Scoring

67	Al Del Greco, 1994-00
46	Rob Bironas, 2006-08

## TOUCHDOWNS

### Career

74	Eddie George, 1996-2003
73	Earl Campbell, 1978-84
58	Chris Johnson, 2008-13
51	Charlie Hennigan, 1960-66
49	Kenny Burroughs, 1971-81
	Ernest Givins, 1986-94

### Season

19	Earl Campbell, 1979
18	Bill Groman, 1961

### Game

5	Billy Cannon, @ N.Y. Titans, 12/10/61
---	---------------------------------------

### Game, Opponent

4	Art Powell, @ Oakland, 12/22/63
4	Bob Hayes, @ Dallas, 12/20/70
4	Corey Dillon, @ Cincinnati, 12/4/97

3	21 times, last by Antonio Brown, @ Pittsburgh, 11/16/17
---	---------------------------------------------------------

## Most Consecutive Games Scoring TD

8	Bill Groman, 1961
6	DeMarco Murray, 2016
5	Hoyle Granger, 1967
5	Earl Campbell, 1979
5	Chris Sanders, 1995
5	Kenny Britt, 2010

## POINTS AFTER TOUCHDOWNS

### Career

322	Al Del Greco, 1991-2000
315	Rob Bironas, 2005-13
301	George Blanda, 1960-66
197	Tony Zendejas, 1985-90
154	<b>Ryan Succop</b> , 2014-18
149	Toni Fritsch, 1977-81

### Season

64	George Blanda, 1961
48	George Blanda, 1962
	Tony Zendejas, 1988

### Game

8	George Blanda, vs. N.Y. Titans, 10/14/62
7	George Blanda, @ Denver, 11/5/61
7	George Blanda, vs. N.Y. Titans, 11/19/61
7	George Blanda, @ Oakland, 12/22/63
7	Teddy Garcia, vs. Cleveland, 12/9/90

## Most Made, Opponent, Game

8	Stephen Gostkowski, @ New England, 10/18/09
7	Mason Crosby, @ Green Bay, 12/23/12
7	Cotton Davidson, @ Oakland, 12/22/63
7	Horst Muhlmann, vs. Cincinnati, 12/17/72
7	Jim Breech, @ Cincinnati, 12/17/89
7	Sebastian Janikowski, @ Oakland, 9/29/02
7	Lawrence Tynes, vs. Kansas City, 12/13/04

## Most Consecutive PATs

285	Rob Bironas, 2006-13
229	Al Del Greco, 1993-2000
79	Gary Anderson, 2003-04
76	Al Del Greco, 1991-93
75	Skip Butler, 1972-76

## Most Two-Point Conversions, Career

3	Eddie George, 1996-2003
3	Haywood Jeffries, 1987-95
3	Steve McNair, 1995-2005

## Most Two-Point Conversions, Season

3	Haywood Jeffries, 1994
---	------------------------

## Most Two-Point Conversions, Game

1	29 times, last by Dexter McCluster from Marcus Mariota at N.Y. Jets, 12/13/15 (pass)
---	--------------------------------------------------------------------------------------

## Most Two-Point Conversions, Opponent, Game

2	Charles Johnson @ Pittsburgh, 11/1/98 (pass, pass)
---	----------------------------------------------------

## FIELD GOALS

### Most Attempted, Career

295	Al Del Greco, 1991-2000
279	Rob Bironas, 2005-13
187	George Blanda, 1960-66
163	Tony Zendejas, 1985-90
134	<b>Ryan Succop</b> , 2014-18
122	Skip Butler, 1972-77

### Most Attempted, Season

42	<b>Ryan Succop</b> , 2017
40	Roy Gerela, 1969
39	Al Del Greco, 1998
39	Rob Bironas, 2007
38	Al Del Greco, 1996
37	Tony Zendejas, 1989
35	Al Del Greco, 1997

### Most Attempted, Game

8	Rob Bironas, @ Houston, 10/21/07
6	George Blanda, vs. N.Y. Titans, 10/9/60
6	George Blanda, vs. Denver, 9/14/63
6	Skip Butler, @ Cleveland, 10/12/75
6	Al Del Greco, vs. Atlanta, 12/5/93

### Most Attempted, Opponent, Game

7	Tom Dempsey, Philadelphia, 11/12/72
6	Roy Gerela, Pittsburgh, 12/9/73
6	Jim Breech, @ Cincinnati, 11/1/87
6	John Carney, @ San Diego, 9/19/93
6	Sebastian Janikowski, @ Oakland, 11/24/13
6	Robbie Gould, @ San Francisco, 12/17/17
6	Cody Parkey, @ Philadelphia, 11/23/14
6	Blair Walsh, Minnesota, 9/11/16

### Most Made, Career

246	Al Del Greco, 1991-2000
239	Rob Bironas, 2005-13
117	Tony Zendejas, 1985-90
116	<b>Ryan Succop</b> , 2014-18
91	George Blanda, 1960-66
81	Toni Fritsch, 1977-81

### Most Made, Season

36	Al Del Greco, 1998
35	<b>Ryan Succop</b> , 2017
35	Rob Bironas, 2007
32	Al Del Greco, 1996
29	Al Del Greco, 1993
29	Rob Bironas, 2008
29	Rob Bironas, 2011

## INDIVIDUAL RECORDS: SCORING

### Most Made, Game

* 8	Rob Bironas, @ Houston, 10/21/07
5	<b>Ryan Succop</b> , vs. Indianapolis, 10/16/17
5	Al Del Greco, @ Philadelphia, 12/3/2000
5	Roy Gerela, vs. Miami, 9/28/69
* Denotes NFL Record	

### Most Made, Opponent, Game

6	Robbie Gould, @ San Francisco, 12/17/17
6	Tom Dempsey, vs. Philadelphia, 11/12/72
6	John Carney, @ San Diego, 9/19/93
5	8 times, last by Jason Myers, vs. N.Y. Jets, 12/2/18

### Most Consecutive Field Goals Made

20	Al Del Greco, 1998-99
20	Rob Bironas, 2007-08
20	Rob Bironas, 2010
20	Rob Bironas, 2011-12
19	<b>Ryan Succop</b> , 2016-17
19	Rob Bironas, 2007
18	Al Del Greco, 1995-96
16	<b>Ryan Succop</b> , 2017
15	<b>Ryan Succop</b> , 2014-15
14	Al Del Greco, 1999-2000
14	Rob Bironas, 2011
13	<b>Ryan Succop</b> , 2017
13	Al Del Greco, 1994-95

### Most Consecutive Games With Field Goal Made

20	Rob Bironas, 2009-10
19	Rob Bironas, 2006-07
13	Rob Bironas, 2011-12

12	Al Del Greco, 1998
12	Gary Anderson, 2003
12	Rob Bironas, 2008
10	George Blanda, 1964-65
10	George Blanda, 1966
10	<b>Ryan Succop</b> , 2016-17

### Longest Field Goal

60	Rob Bironas, vs. Indianapolis, 12/3/06
56	Al Del Greco, vs. San Francisco, 10/27/96
56	Rob Bironas, @ Denver, 11/19/07
55	Rob Bironas, vs. Denver, 10/3/10
55	Rob Bironas, vs. Houston, 12/29/13
55	George Blanda, vs. San Diego, 12/3/61
54	George Blanda, @ Oakland, 11/11/62
54	Skip Butler, @ Buffalo, 9/19/76
54	Al Del Greco, vs. Kansas City, 9/20/92
54	<b>Ryan Succop</b> , @ Buffalo, 10/7/18

### Longest Field Goal, Opponent

64	Matt Prater, @ Denver, 12/8/13
56	Jason Myers, @ Jacksonville, 12/24/16
56	Jason Elam, Denver, 11/26/95
55	Chris Bahr, @ Cincinnati, 9/23/79
55	Matt Stover, Cleveland, 11/17/91
54	Jan Stenerud, Kansas City, 9/9/67
54	Gary Anderson, Pittsburgh, 12/8/91
54	Matt Bahr, @ N.Y. Giants, 12/21/91
54	Ryan Longwell, Green Bay, 12/16/01
54	Zane Gonzalez, @ Cleveland, 10/22/17
54	Jason Myers, vs. N.Y. Jets, 12/2/18

### Highest Field Goal Percentage, Career (100 made)

86.6	<b>Ryan Succop</b> , 2014-18 (116 of 134)
85.7	Rob Bironas, 2005-13, (239 of 279)
83.4	Al Del Greco, 1991-2000, (246 of 295)

### Season

92.3	Al Del Greco, 1998 (36 of 39)
92.3	Rob Bironas, 2010 (24 of 26)
91.7	<b>Ryan Succop</b> , 2016 (22 of 24)
90.6	Rob Bironas, 2011 (29 of 32)
89.7	Rob Bironas, 2007 (35 of 39)
87.9	Rob Bironas, 2008 (29 of 33)
87.5	<b>Ryan Succop</b> , 2015 (14 of 16)
87.1	Gary Anderson, 2003 (27 of 31)
87.1	Al Del Greco, 1995 (27 of 31)
86.7	<b>Ryan Succop</b> , 2018 (26 of 30)
86.4	<b>Ryan Succop</b> , 2014 (19 of 22)
86.2	Rob Bironas, 2013 (25 of 29)

## SAFETIES

### Most Safeties, Career

2	Elvin Bethea (1968-83)
2	James Young (1977-79)

### Most Safeties, Game

1	40 times, last by team vs. N.Y. Jets (12/14/14), intentional grounding penalty on Jets in end zone
---	----------------------------------------------------------------------------------------------------

## INDIVIDUAL RECORDS: RUSHING

### Most Seasons Leading Team

8	Eddie George, 1996-2003
6	Earl Campbell, 1978-84
6	Chris Johnson, 2008-13
4	Mike Rozier, 1985-90

### Most Consecutive Seasons Leading Team

8	Eddie George, 1996-2003
6	Earl Campbell, 1978-83
6	Chris Johnson, 2008-13
4	Mike Rozier, 1985-88

## ATTEMPTS

### Career

2,733	Eddie George, 1996-2003
1,979	Earl Campbell, 1978-84
1,742	Chris Johnson, 2008-13
1,000	Lorenzo White, 1988-94
910	Mike Rozier, 1985-90
908	Charles Tolar, 1960-66
773	Hoyle Granger, 1966-70, 72

### Season

403	Eddie George, 2000
373	Earl Campbell, 1980
368	Earl Campbell, 1979
361	Earl Campbell, 1981

### Game

39	Earl Campbell, vs. Seattle, 10/11/81
38	Earl Campbell, @ Kansas City, 10/12/80
37	Earl Campbell, vs. Cincinnati, 10/4/81

### Game, Opponent

39	Corey Dillon, @ Cincinnati, 12/4/97
34	Rodney Hampton, N.Y. Giants, 11/21/94
33	Le'Veon Bell, Pittsburgh, 11/17/14
32	Greg Pruitt, Cleveland, 12/3/81
32	Tony Collins, @ New England, 11/28/82
32	Melvin Gordon, @ San Diego, 11/6/16

## YARDS GAINED

### Career

10,009	Eddie George, 1996-2003
8,574	Earl Campbell, 1978-84
7,965	Chris Johnson, 2008-13
4,079	Lorenzo White, 1988-94
3,514	Hoyle Granger, 1966-70, 72
3,439	Steve McNair, 1995-05
3,426	Mike Rozier, 1985-90

### Season

2,006	Chris Johnson, 2009
1,934	Earl Campbell, 1980
1,697	Earl Campbell, 1979
1,509	Eddie George, 2000
1,450	Earl Campbell, 1978

### Season, Rookie

1,450	Earl Campbell, 1978
1,368	Eddie George, 1996
1,228	Chris Johnson, 2008
947	Rodney Thomas, 1995
756	Sid Blanks, 1964
652	Rob Carpenter, 1977

### Game

238	<b>Derrick Henry</b> vs. Jacksonville, 12/6/18
228	Chris Johnson vs. Jacksonville, 11/1/09
216	Billy Cannon, @ N.Y. Titans, 12/10/61
216	Eddie George, vs. Oakland, 8/31/97
206	Earl Campbell, @ Chicago, 11/16/80

### Game, Opponent

246	Corey Dillon, @ Cincinnati, 12/4/97
215	Eric Dickerson, @ L.A. Rams, 12/9/84

## INDIVIDUAL RECORDS: RUSHING

204	Le'Veon Bell, Pittsburgh, 11/17/14
201	James Brooks, @ Cincinnati, 12/23/90

### Longest Run

99	<b>Derrick Henry</b> vs. Jacksonville, 12/6/18 (TD)
94	Chris Johnson vs. N.Y. Jets, 12/17/12 (TD)
91	Chris Johnson vs. Houston, 9/20/09 (TD)
91	Sid Blanks vs. N.Y. Jets, 12/13/64 (TD)
89	Chris Johnson vs. Jacksonville, 11/1/09 (TD)
87	<b>Marcus Mariota</b> vs. Jacksonville, 12/6/15 (TD)
85	Chris Johnson vs. Arizona, 11/29/09 (TD)
83	Chris Johnson @ Buffalo, 10/21/12 (TD)
81	Earl Campbell vs. Miami, 11/20/78 (TD)

### Longest Run, Opponent

97	Lamar Miller, @ Houston, 11/26/18 (TD)
91	Wilbert Montgomery, @ Philadelphia, 12/19/82 (TD)
80	Donald Brown, @ Indianapolis, 12/18/11 (TD)
80	Corey Dillon at Cincinnati, 10/8/2000 (TD)
80	Wray Carlton, vs. Buffalo, 12/5/65 (TD)
79	Bill Mathis, @ N.Y. Jets, 11/21/65

### Most Seasons, 1,000 or More Yards

7	Eddie George, 1996-2000, 2002-03
6	Chris Johnson, 2008-13
5	Earl Campbell, 1978-81, 1983
1	10 players, last by Derrick Henry in 2018

### Most Consecutive Seasons, 1,000 or More Yards

6	Chris Johnson, 2008-13
---	------------------------

5	Eddie George, 1996-2000
4	Earl Campbell, 1978-81
2	Eddie George, 2002-03

### Most Games, 200 or More Yards, Season

4	Earl Campbell, 1980
1	Four times, last by <b>Derrick Henry</b> , 2018

### Most Games, 100 or More Yards, Career

39	Earl Campbell, 1978-84
36	Eddie George, 1996-03
35	Chris Johnson, 2008-13
11	Hoyle Granger, 1966-70, 1972
8	Mike Rozier, 1985-90

### Most Games, 100 or More Yards, Season

12	Chris Johnson, 2009
11	Earl Campbell, 1979
10	Earl Campbell, 1980
8	Chris Johnson, 2010
8	Eddie George, 1997
7	Hoyle Granger, 1967
7	Earl Campbell, 1978, 1983

### Most Consecutive Games, 100 or More Yards

12	Chris Johnson, 2009-10
7	Earl Campbell, 1979
6	Earl Campbell, 1980
5	Eddie George, 1998

## AVERAGE GAIN

### Career (Minimum 750 attempts)

4.57	Chris Johnson (2008-13)
4.56	Hoyle Granger (1966-70, 1972)
4.33	Earl Campbell (1978-84)
4.08	Lorenzo White (1988-94)

### Season

5.60	Chris Johnson, 2009
5.21	Sid Blanks, 1964
5.18	Earl Campbell, 1980
5.14	Gary Brown, 1993
5.05	Hoyle Granger, 1967

## TOUCHDOWNS

### Career

73	Earl Campbell, 1978-84
64	Eddie George, 1996-2003
50	Chris Johnson, 2008-13
36	Steve McNair, 1995-2005
29	Lorenzo White, 1988-94
27	Mike Rozier, 1985-90

### Season

19	Earl Campbell, 1979
15	LenDale White, 2008
14	Eddie George, 2000
14	Chris Johnson, 2009

### Season, Rookie

13	Earl Campbell, 1978
----	---------------------

### Game

4	<b>Derrick Henry</b> , vs. Jacksonville, 12/6/18
4	Earl Campbell, vs. Miami, 11/20/78
4	Lorenzo White, vs. Cleveland, 12/9/90

### Game, Opponent

4	Corey Dillon, @ Cincinnati, 12/4/97
3	12 times, last by Marshall Faulk, @ Ind., 9/4/94

### Most Consecutive Games, Rushing Touchdown

5	Earl Campbell, 1979
5	DeMarco Murray, 2016
4	Earl Campbell, 1981
4	<b>Derrick Henry</b> , 2018
4	Alonzo Highsmith, 1989
4	Gary Brown, 1993
4	Eddie George, 2000
4	LenDale White, 2008
3	13 times, last by <b>Derrick Henry</b> , 2018

## INDIVIDUAL RECORDS: PASSING

### Most Seasons Leading Team

10	Warren Moon, 1984-93
9	Dan Pastorini, 1971-79
8	Steve McNair, 1997-2003, 2005

### Most Consecutive Seasons Leading Team

10	Warren Moon, 1984-93
9	Dan Pastorini, 1971-79
7	George Blanda, 1960-66
7	Steve McNair, 1997-2003

## ATTEMPTS

### Career

4,546	Warren Moon, 1984-93
3,871	Steve McNair, 1995-2005
2,784	George Blanda, 1960-66
2,767	Dan Pastorini, 1971-79
1,605	<b>Marcus Mariota</b> , 2015-18
1,190	Vince Young, 2006-10

1,081	Kerry Collins, 2006-10
824	Pete Beathard, 1967-69
739	Ken Stabler, 1980-81

### Season

655	Warren Moon, 1991
584	Warren Moon, 1990
520	Warren Moon, 1993
518	Matt Hasselbeck, 2011
505	George Blanda, 1964
492	Steve McNair, 1998
492	Steve McNair, 2002

### Game

68	George Blanda, @ Buffalo, 11/1/64
60	George Blanda, vs. Oakland, 11/7/65
60	Billy Volek, @ Oakland, 12/19/04

### Game, Opponent

61	Colt McCoy, @ Cleveland, 10/2/11
59	Peyton Manning, @ Denver, 12/8/13
54	Matt Barkley, @ Chicago, 11/27/16
54	Blake Bortles, Jacksonville, 10/27/16
54	Matt Schaub, Houston, 12/19/10
54	Eric Zeier, @ Cleveland, 11/5/95
53	Mickey Slaughter, Denver, 12/20/64
53	Tommy Kramer, Minnesota, 12/21/80
53	Brian Sipe, @ Cleveland, 9/13/81

## COMPLETIONS

### Career

2,632	Warren Moon, 1984-93
2,305	Steve McNair, 1995-2005
1,426	Dan Pastorini, 1971-79
1,347	George Blanda, 1960-66

## INDIVIDUAL RECORDS: PASSING

1,015	<b>Marcus Mariota</b> , 2015-18
689	Vince Young, 2006-10
613	Kerry Collins, 2006-10
458	Ken Stabler, 1980-81

### Season

404	Warren Moon, 1991
362	Warren Moon, 1990
319	Matt Hasselbeck, 2011
303	Warren Moon, 1993
301	Steve McNair, 2002
293	Ken Stabler, 1980

### Game

41	Warren Moon, vs. Dallas, 11/10/91
40	Billy Volek, @ Oakland, 12/19/04
39	Billy Volek, @ San Diego, 10/3/04
37	George Blanda, @ Buffalo, 11/1/64
36	Ryan Fitzpatrick, vs. Arizona, 12/15/13
36	Warren Moon, vs. Seattle, 11/7/93

### Game, Opponent

40	Colt McCoy, @ Cleveland, 10/2/11
39	Peyton Manning, @ Denver, 12/8/13
37	Peyton Manning, @ Indianapolis, 11/3/02
36	Tim Couch, Cleveland, 9/22/02
36	Peyton Manning, Indianapolis, 10/11/09
36	Drew Brees, New Orleans, 12/11/11
35	Matt Schaub, Houston, 12/19/10
35	Kyle Orton, Denver, 10/3/10
35	Trevor Siemian, Denver, 12/11/16

### Consecutive Completions in a Game (Since 1997)

19	<b>Marcus Mariota</b> , @ Houston, 11/26/18
15	<b>Marcus Mariota</b> , vs. Philadelphia, 9/30/18

### Consecutive Completions to Begin a Game (Since 1997)

19	<b>Marcus Mariota</b> , @ Houston, 11/26/18
10	<b>Marcus Mariota</b> , vs. Green Bay, 11/13/16
10	Steve McNair, @ New England, 9/20/98

## COMPLETION PERCENTAGE

### Career (Minimum 1,500 attempts)

63.2	<b>Marcus Mariota</b> , 2015-18 (1,015 of 1,605)
59.5	Steve McNair, 1995-2005 (2,305 of 3,871)
57.9	Warren Moon, 1984-93 (2,632 of 4,546)
51.5	Dan Pastorini, 1971-79 (1,426 of 2,767)
48.4	George Blanda, 1960-66 (1,347 of 2,784)

### Season

68.9	<b>Marcus Mariota</b> , 2018 (228 of 331)
65.6	Cody Carlson, 1992 (149 of 227)
64.7	Warren Moon, 1992 (224 of 346)
64.5	Ken Stabler, 1980 (293 of 454)
63.2	Chris Chandler, 1995 (225 of 356)

62.6	Steve McNair, 2000 (248 of 396)
62.5	Steve McNair, 2003 (250 of 400)

### Game (Min. 20 attempts)

95.7	<b>Marcus Mariota</b> , @ Houston, 11/26/18 (22 of 23)
88.5	Chris Chandler, @ Cincinnati, 9/24/95 (23 of 26)
85.7	Ken Stabler, vs. Baltimore, 9/21/80 (18 of 21)
82.6	Steve McNair, vs. Indianapolis, 12/8/02 (19 of 23)
82.6	Warren Moon, vs. Miami, 10/1/89 (19 of 23)
82.1	Ken Stabler, @ Cleveland, 9/15/80 (23 of 28)
81.8	<b>Marcus Mariota</b> , vs. Jacksonville, 10/27/16 (18 of 22)
80.0	Chris Chandler, @ Cleveland, 11/5/95 (16 of 20)

## YARDS GAINED

### Career

33,685	Warren Moon, 1984-93
27,141	Steve McNair, 1995-2005
19,149	George Blanda, 1960-66
16,846	Dan Pastorini, 1971-79
12,004	<b>Marcus Mariota</b> , 2015-18
8,098	Vince Young, 2006-10
6,804	Kerry Collins, 2006-10
5,190	Ken Stabler, 1980-81
5,128	Pete Beathard, 1967-69

### Season

4,690	Warren Moon, 1991
4,689	Warren Moon, 1990
3,631	Warren Moon, 1989
3,571	Matt Hasselbeck, 2011
3,489	Warren Moon, 1986
3,485	Warren Moon, 1993

### Game

527	Warren Moon, @ Kansas City, 12/16/90
492	Billy Volek, @ Oakland, 12/19/04
464	George Blanda, @ Buffalo, 10/29/61
457	Jacky Lee, @ Boston, 10/13/61
432	Warren Moon, vs. Dallas, 11/10/91

### Game, Opponent

425	Peyton Manning, @ Indianapolis, 12/5/04
407	Tom Flores, @ Oakland, 12/22/63
406	Tony Romo, @ Dallas, 10/10/10
397	Peyton Manning, @ Denver, 12/8/13
393	Andrew Luck, @ Indianapolis, 9/28/14
389	Drew Brees, @ New Orleans, 11/8/15
389	Jim McMahon, @ San Diego, 9/17/89
387	Boomer Esiason, @ Cincinnati, 11/1/87
386	Eli Manning, @ N.Y. Giants, 9/26/10

### Most Seasons, 3,000 or More Passing Yards

6	Warren Moon, 1984-93
5	Steve McNair, 1998, 2001-03, 2005
3	George Blanda, 1960-66

### Most Games, 400 or More Passing Yards, Career

4	Warren Moon, 1984-93
2	Billy Volek, 2000-06
2	George Blanda, 1960-66
1	Ryan Fitzpatrick, 2013
1	Jacky Lee, 1960-63; 1966-67
1	Steve McNair, 1995-2005

### Most Games, 400 or More Passing Yards, Season

2	Billy Volek, 2004
2	George Blanda, 1961
2	Warren Moon, 1991

### Most Games, 300 or More Passing Yards, Career

38	Warren Moon, 1984-93
15	George Blanda, 1960-66

### Most Games, 300 or More Passing Yards, Season

9	Warren Moon, 1990
6	Warren Moon, 1991

### Most Consecutive Games, 300 or More Passing Yards

4	Warren Moon, 1990
3	George Blanda, 1964
3	Warren Moon, 1985
3	Warren Moon, 1991

### Longest Pass Completion (All TDs)

98	Jacky Lee (to Willard Dewveall), vs. S.D., 11/25/62
95	George Blanda (to Dick Compton), vs. Buffalo, 12/5/65
92	Jacky Lee (to Bill Groman), vs. Denver, 11/20/60

### Longest Pass Completion, Opponent (All TDs)

94	Jack Kemp (to Glenn Bass), Buffalo, 10/11/64
90	John McCormick (to Bob Scarpitto), @ Den 10/17/65

## TOUCHDOWN PASSES

### Career

196	Warren Moon, 1984-93
165	George Blanda, 1960-66
156	Steve McNair, 1995-2005
96	Dan Pastorini, 1971-79

### Season

36	George Blanda, 1961
33	Warren Moon, 1990
27	George Blanda, 1962
26	<b>Marcus Mariota</b> , 2016
24	Steve McNair, 2003
24	George Blanda, 1963
24	George Blanda, 1960

### Game

7*	George Blanda, vs. N.Y. Titans, 11/19/61
6	George Blanda, vs. N.Y. Titans, 10/14/62
5	Steve McNair, vs. Jacksonville, 12/26/99



## INDIVIDUAL RECORDS: PASSING

5	Warren Moon, at Cincinnati, 10/11/92
5	Warren Moon, at Cleveland, 11/18/90
5	Warren Moon, vs. Cincinnati, 10/14/90
* Tied for NFL record	

### Game, Opponent

6	Tom Flores, @ Oakland, 12/22/63
6	Tom Brady, @ New England, 10/18/09
6	Ryan Fitzpatrick, @ Houston, 11/30/14
5	Joe Namath, @ N.Y. Jets, 9/18/66
5	Craig Morton, @ Dallas, 12/20/70
5	Jim Kelly, Buffalo, 9/24/89
5	Kerry Collins, @ Oakland, 12/19/04
5	Ben Roethlisberger, @ Pittsburgh, 10/9/11
5	Blake Bortles, Jacksonville, 12/6/15
4	14 times, last by Jared Goff, vs. L.A. Rams, 12/24/17

### Most Consecutive Games, Touchdown Pass

23	Steve McNair, 2001-2002
21	Warren Moon, 1990-91
17	Warren Moon, 1992-93
14	George Blanda, 1964-65

## HAD INTERCEPTED

### Career

189	George Blanda, 1960-66
-----	------------------------

166	Warren Moon, 1984-93
139	Dan Pastorini, 1971-79

### Season

42	George Blanda, 1962
28	Ken Stabler, 1980
26	Warren Moon, 1986

### Game

6	George Blanda, @ Buffalo, 9/9/62
6	George Blanda, vs. Denver, 11/14/65

### Game, Opponent

6	Joe Namath, @ N.Y. Jets, 10/15/67
6	Bobby Hebert, Atlanta, 12/5/93
5	Rick Norton, @ Miami, 11/23/69
5	Keith Null, St. Louis, 12/13/09
4	8 times, last by Mark Sanchez, N.Y. Jets, 12/17/12

### Most Consecutive Passes Attempted, No INT's

161	Kerry Collins, 2008
154	Billy Joe Tolliver, 1994

### Most Attempts, No Interceptions, Game

56	Warren Moon, vs. Dallas, 11/10/91
----	-----------------------------------

83.3	Steve McNair, 1995-05
80.4	Warren Moon, 1984-93
62.5	George Blanda, 1960-66
61.0	Dan Pastorini, 1971-79

### Season (minimum 14 att. per team game)

100.4	Steve McNair, 2003
96.8	Warren Moon, 1990
95.6	<b>Marcus Mariota</b> , 2016
92.3	<b>Marcus Mariota</b> , 2018
91.5	<b>Marcus Mariota</b> , 2015
91.3	George Blanda, 1961
90.2	Steve McNair, 2001

### Game (minimum 20 attempts)

158.3	Chris Chandler, @ Cincinnati, 9/24/95
149.8	<b>Marcus Mariota</b> , vs. Green Bay, 11/13/16
148.1	<b>Marcus Mariota</b> , vs. Jacksonville, 10/27/16
147.7	<b>Marcus Mariota</b> , @ Houston, 11/26/18
146.8	Steve McNair, vs. Houston, 10/12/03
146.1	Warren Moon, @ Cleveland, 11/18/90
145.1	Warren Moon, vs. Buffalo, 11/26/90
143.1	Chris Chandler, vs. Denver, 11/26/95

## PASSER RATING

### Career (minimum 1,500 attempts)

89.4	<b>Marcus Mariota</b> , 2015-18
------	---------------------------------

## INDIVIDUAL RECORDS: PASS RECEIVING

### RECEPTIONS

### Most Seasons Leading Team

7	Ken Burrough, 1971-81
5	Haywood Jeffires, 1987-95
5	Frank Wycheck, 1996-2000

### Most Consecutive Seasons Leading Team

6	Ken Burrough, 1974-79
5	Frank Wycheck, 1996-2000
4	<b>Delanie Walker</b> , 2014-2017
4	Charlie Hennigan, 1961-64
4	Derrick Mason, 2001-04
3	Alvin Reed, 1968-70

### Career

542	Ernest Givins, 1986-94
515	Haywood Jeffires, 1987-95
482	Frank Wycheck, 1995-2002
480	Drew Hill, 1985-91
453	Derrick Mason, 1997-2004
410	Charlie Hennigan, 1960-66
408	Ken Burrough, 1971-81

### Season

101	Charlie Hennigan, 1964
100	Haywood Jeffires, 1991
96	Derrick Mason, 2004
95	Derrick Mason, 2003
94	<b>Delanie Walker</b> , 2015
94	Kendall Wright, 2013
90	Drew Hill, 1991
90	Haywood Jeffires, 1992

### Game

13	Charlie Hennigan, @ Boston, 10/13/61
13	Haywood Jeffires, @ N.Y. Jets, 10/13/91
13	Drew Bennett, @ Oakland, 12/19/04
12	Sid Blanks, @ San Diego, 9/12/64
12	Charlie Hennigan, @ Buffalo, 11/1/64
12	Charlie Hennigan, vs. Boston, 11/29/64
12	Derrick Mason, vs. Baltimore, 11/12/01
12	Derrick Mason, @ NYG, 12/1/02
12	Derrick Mason, @ San Diego, 10/3/04
12	Drew Bennett, vs. KC, 12/13/04
12	Kendall Wright, vs. Arizona, 12/15/13

### Game, Opponent

12	Cris Carter, @ Minnesota, 10/8/95
12	Brian Westbrook, @ Philadelphia, 11/19/06
12	Chad Johnson, @ Cincinnati, 11/25/07
12	Reggie Wayne, @ Indianapolis, 12/30/07
12	Jordy Nelson, @ Green Bay, 11/13/16
11	Don Maynard, N.Y. Titans, 10/9/60
11	Robert Scarpitto, Denver, 12/20/64

11	Carl Pickens, @ Cincinnati, 11/13/94
11	Marvin Harrison, @ Indianapolis, 11/3/02
11	Andre Johnson, @ Houston, 12/14/08
11	Brandon Lloyd, Denver, 10/3/10
11	Odell Beckham Jr., N.Y. Giants, 12/7/14
11	Emmanuel Sanders, Denver, 12/11/16

### Most Consecutive Games, Pass Reception

99	Frank Wycheck, 1996-2002
82	Ernest Givins, 1988-93
82	Charlie Hennigan, 1960-66
77	<b>Delanie Walker</b> , 2013-18
76	Drew Hill, 1986-91
71	Nate Washington, 2009-13
63	Kendall Wright, 2012-16
58	Bob McLeod, 1961-66
55	Charley Frazier, 1962-68
53	Haywood Jeffires, 1990-93
52	Ken Burrough, 1973-77

### Most Seasons, 50 or More Pass Receptions

8	Ernest Givins, 1986-93
6	Drew Hill, 1985-86, 1988-91
6	Haywood Jeffires, 1990-95
6	Frank Wycheck, 1996-2001
5	<b>Delanie Walker</b> , 2013-17
5	Derrick Mason, 2000-04
4	Charlie Hennigan, 1961-64
3	Curtis Duncan, 1990-92

## INDIVIDUAL RECORDS: PASS RECEIVING

3 Kendall Wright, 2012-14

### YARDS

#### Career

7,935 Ernest Givins, 1986-94  
7,477 Drew Hill, 1985-91  
6,907 Ken Burrough, 1971-81  
6,823 Charlie Hennigan, 1960-66  
6,119 Haywood Jeffires, 1987-95

#### Season

1,746 Charlie Hennigan, 1961  
1,561 Charlie Hennigan, 1964

#### Game

272 Charlie Hennigan, @ Boston, 10/13/61  
245 Haywood Jeffires, @ Kansas City, 12/16/90  
233 Drew Bennett, vs. Kansas City, 12/13/04  
232 Charlie Hennigan, @ Buffalo, 10/29/61  
225 Kenny Britt, vs. Philadelphia, 10/24/10  
210 Drew Hill, @ Indianapolis, 12/22/85

#### Game, Opponent

247 Art Powell, @ Oakland, 12/22/63  
238 DeAndre Hopkins, @ Houston, 11/30/14  
212 Don Maynard, @ N.Y. Jets, 10/20/69  
210 Bake Turner, N.Y. Jets, 11/10/63

#### Longest Pass Reception (All TDs)

98 Willard Dewveall, vs. San Diego, 11/25/62  
95 Dick Compton, vs. Buffalo, 12/5/65  
92 Bill Groman, vs. Denver, 11/20/60

#### Longest Pass Reception, Opponent (All TDs)

94 Glenn Bass, Buffalo, 10/11/64  
90 Bob Scarpitto, @ Denver 10/17/65  
86 Warrick Dunn, @ Atlanta, 11/23/03

#### Most Seasons, 1,000 or More Yds. Pass Receiving, Career

4 Derrick Mason, 2001-04  
3 Charlie Hennigan, 1960-66  
3 Drew Hill, 1985-91

#### Most Cons. Seasons, 1,000 or More Yds. Pass Rec., Career

4 Derrick Mason, 2001-04  
2 Charlie Hennigan, 1963-64  
2 Tim Smith, 1983-84

#### Most Games, 100 or More Yards Pass Receiving, Career

26 Charlie Hennigan, 1960-66  
24 Drew Hill, 1985-91  
18 Ernest Givins, 1986-94

#### Most Games, 100 or More Yards Pass Receiving, Season

9 Charlie Hennigan, 1964

### TOUCHDOWNS

#### Career

51 Charlie Hennigan, 1960-66  
47 Ken Burrough, 1971-81  
47 Drew Hill, 1985-91  
47 Haywood Jeffires, 1987-95  
46 Ernest Givins, 1986-94

#### Season

17 Bill Groman, 1961  
12 Bill Groman, 1960  
12 Charlie Hennigan, 1961  
12 Charles Frazier, 1966

#### Game

3 17 times, last by Kenny Britt, vs. Philadelphia, 10/24/10

#### Game, Opponent

4 Art Powell, @ Oakland, 12/22/63  
4 Bob Hayes, @ Dallas, 12/20/70  
3 11 times, last by Antonio Brown, @ Pittsburgh, 11/16/17

#### Most Consecutive Games Catching TD Pass

8 Bill Groman, 1961

5 Chris Sanders, 1995  
5 Kenny Britt, 2010  
4 Bill Groman, 1960  
4 Charlie Hennigan, 1961  
4 Dave Casper, 1982  
4 Willie Davis, 1996  
4 Kevin Dyson, 2001  
4 Justin McCareins, 2003  
4 Kenny Britt, 2010-11

### RECEIVING AVERAGE

#### Career (minimum 200 receptions)

16.9 Ken Burrough, 1971-81  
16.6 Charlie Hennigan, 1960-66  
15.6 Drew Hill, 1985-91  
15.1 Tim Smith, 1980-86  
15.0 Nate Washington, 2009-14  
14.8 Drew Bennett, 2001-06  
14.6 Ernest Givins, 1986-94  
13.5 Derrick Mason, 1997-04

#### Season (minimum 32 receptions per 16 games)

23.5 Chris Sanders, 1995  
23.5 Bill Groman, 1961  
22.0 Charlie Joiner, 1971  
21.3 Charlie Hennigan, 1961  
20.5 Bill Groman, 1960  
20.2 Drew Hill, 1987  
20.1 Ken Burrough, 1975  
19.8 Charley Frazier, 1966

#### Game (minimum 3 receptions)

60.7 Bill Groman, vs. Den, 11/20/60 (3 rec.)  
46.3 Willard Dewveall, at SD, 11/25/62 (3 rec.)  
44.7 Bill Groman, vs. Den, 11/05/61 (3 rec.)  
42.0 Ernest Givins, at Cle, 11/22/87 (3 rec.)  
41.3 Drew Bennett, at Ind, 12/05/04 (3 rec.)  
40.7 Derrick Mason, vs. Cle, 12/02/01 (3 rec.)  
40.0 Butch Woolfolk, vs. Mia, 09/08/85 (3 rec.)

## INDIVIDUAL RECORDS: PUNTING

### PUNTS

#### Career

861 Craig Hentrich, 1998-09  
761 Brett Kern, 2009-18  
522 Jim Norton, 1960-68  
431 Cliff Parsley, 1977-82  
316 Dan Pastorini, 1971-79  
310 Greg Montgomery, 1988-93

#### Season

96 Rich Camarillo, 1994  
93 Cliff Parsley, 1979  
91 Cliff Parsley, 1978

#### Game

11 Rich Camarillo, vs. Pittsburgh, 11/6/94

11 Rich Camarillo, @ Pittsburgh, 12/3/95  
10 10 times, last by Brett Kern, at Miami, 10/8/17

#### Game, Opponent

11 Wayne Crow, @ Oakland, 9/11/60  
11 Bob Parsons, Chicago, 11/6/77  
11 Mark Royals, Pittsburgh, 11/6/94  
10 7 times, last by Donnie Jones, Houston, 12/2/12

#### Longest Punt

79 Brett Kern, vs. Indianapolis, 12/28/14  
79 Jim Norton, vs. Kansas City, 11/22/64

78 Craig Hentrich, @ Pittsburgh, 1/2/2000  
77 Greg Montgomery, @ San Diego, 9/19/93

#### Longest Punt, Opponent

78 Paul Maguire, @Buffalo, 9/21/69  
78 Marv Bateman, @Buffalo, 9/19/76  
74 Chris Hanson, Jacksonville, 11/20/05

### AVERAGE GROSS YARDS

#### Career (minimum 250 attempts)

45.8 Brett Kern, 2009-18  
43.6 Greg Montgomery, 1988-93  
42.9 Craig Hentrich, 1998-2009

## INDIVIDUAL RECORDS: PUNTING

42.1 Jim Norton, 1960-68

### Season

49.7 **Brett Kern**, 2017  
 47.6 **Brett Kern**, 2012  
 47.4 **Brett Kern**, 2015  
 47.2 Craig Hentrich, 1998  
 47.1 **Brett Kern**, 2018  
 46.9 Greg Montgomery, 1992  
 46.8 **Brett Kern**, 2014  
 45.6 Greg Montgomery, 1993  
 45.0 Greg Montgomery, 1990

### Game (4 punts)

59.2 Greg Montgomery vs. Buffalo, 12/27/92  
 57.6 Greg Montgomery @ San Diego, 9/19/93  
 57.5 Craig Hentrich vs. Jacksonville, 11/4/01  
 56.8 **Brett Kern** vs. Seattle, 9/24/17  
 56.5 **Brett Kern** vs. Cincinnati, 11/12/17  
 55.3 Craig Hentrich vs. Pittsburgh, 11/15/98  
 54.9 **Brett Kern** @ Miami, 10/8/17  
 54.7 **Brett Kern** vs. Indianapolis, 12/28/14  
 54.4 **Brett Kern** @ New England, 12/20/15  
 53.5 **Brett Kern** @ Seattle, 1/3/10

### Game, Opponent (4 punts)

58.3 Rohn Stark, @ Indianapolis, 9/13/92  
 55.4 Brad Maynard, vs. N.Y. Giants, 10/1/00  
 55.3 Dave Jennings, @ N.Y. Giants, 12/5/82

55.1 Paul Maguire, @ Buffalo, 9/21/69  
 55.0 Lee Johnson, vs. Cincinnati, 10/24/93  
 55.0 Chris Jones, vs. Dallas, 9/14/14

## AVERAGE NET YARDS (SINCE 1976)

### Career (minimum 250 attempts)

40.5 **Brett Kern**, 2009-18  
 37.2 Craig Hentrich, 1998-09  
 36.6 Greg Montgomery, 1988-93  
 32.3 Cliff Parsley, 1977-82

### Season (minimum 40 attempts per 16 games)

44.6 **Brett Kern**, 2017  
 41.7 **Brett Kern**, 2018  
 40.8 **Brett Kern**, 2014  
 40.4 **Brett Kern**, 2012  
 40.3 **Brett Kern**, 2015  
 39.7 **Brett Kern**, 2013  
 39.4 **Brett Kern**, 2011  
 39.2 Craig Hentrich, 1998  
 39.1 Greg Montgomery, 1993  
 39.1 **Brett Kern**, 2010  
 38.6 **Brett Kern**, 2016  
 38.1 Craig Hentrich, 1999

### Game (minimum 4 punts)

50.2 **Brett Kern** @ Miami, 10/8/17  
 49.8 Greg Montgomery vs. San Diego, 9/19/93

49.4 Greg Montgomery vs. Buffalo, 12/27/92  
 49.0 **Brett Kern** @ Jacksonville, 11/25/12  
 48.8 **Brett Kern** @ Baltimore, 11/9/14  
 48.7 **Brett Kern** vs. Houston, 10/26/14  
 48.6 **Brett Kern** @ San Diego, 9/16/12  
 48.5 Craig Hentrich vs. Jacksonville, 11/4/01  
 48.2 **Brett Kern** vs. Seattle, 9/24/17  
 48.0 **Brett Kern** @ Miami, 11/11/12  
 47.2 **Brett Kern** @ New England, 12/20/15  
 47.0 **Brett Kern** @ Indianapolis, 1/3/16

### Game, Opponent (minimum 4 punts)

59.5 Rohn Stark, @ Indianapolis, 9/13/92  
 50.0 Pat McAfee, vs. Indianapolis, 9/27/15  
 49.8 Pat McAfee, @ Indianapolis, 12/9/12  
 49.5 Shane Lechler, vs. Oakland, 9/12/10  
 49.4 Matt Haack, @ Miami, 10/8/17  
 49.3 Josh Miller, vs. Pittsburgh, 11/21/99  
 49.0 Kevin Huber, @ Cincinnati, 9/21/14  
 48.0 Ben Graham, vs. Arizona, 11/29/09  
 48.0 Brian Hansen, vs. N.Y. Jets, 12/24/94  
 47.7 Kevin Huber, vs. Cincinnati, 11/12/17

## INDIVIDUAL RECORDS: PUNT RETURNS

### Most Seasons Leading Team

5 Carl Roaches, 1980-84  
 5 Derrick Mason, 1998-2001, 2004  
 4 Billy Johnson, 1974-80  
 4 Bobby Jancik, 1962-67

### Most Consecutive Seasons Leading Team

5 Carl Roaches, 1980-84  
 4 Billy Johnson, 1974-80  
 4 Bobby Jancik, 1962-67  
 4 Derrick Mason, 1998-2001

## PUNT RETURNS

### Career

182 Derrick Mason, 1997-2004  
 155 Billy Johnson, 1974-80  
 151 Carl Roaches, 1980-84  
 104 Willie Drewrey, 1985-88, 1993  
 102 Marc Mariani, 2010-11, 2016

### Season

51 Derrick Mason, 2000  
 47 Carl Roaches, 1980  
 46 Marc Mariani, 2011  
 41 Willie Drewrey, 1993  
 40 Billy Johnson, 1975  
 39 Carl Roaches, 1981  
 38 Billy Johnson, 1976

### Game

8 Pacman Jones, @ Miami, 12/24/05  
 7 Billy Johnson, vs. Tampa Bay, 9/12/76  
 7 Willie Drewrey, vs. Indianapolis, 11/23/86

### Game, Opponent

7 Mike Fuller, San Diego, 12/17/78  
 7 Ron Fellows, Dallas, 12/13/82  
 7 Eric Metcalf, Cleveland, 11/8/92  
 6 6 times, last by Travis Benjamin, @ Cleveland, 9/20/15

## YARDS GAINED

### Career

2,040 Billy Johnson, 1974-80  
 1,590 Derrick Mason, 1997-2004  
 1,095 Carl Roaches, 1980-84  
 1,054 Marc Mariani, 2010-11, 2016  
 771 Willie Drewrey, 1985-88, 1993

### Season

662 Derrick Mason, 2000  
 612 Billy Johnson, 1975  
 539 Billy Johnson, 1977

### Game

160 Darius Reynaud, vs. Jacksonville, 12/30/12  
 127 Billy Johnson, vs. Cincinnati, 10/5/75  
 117 Derrick Mason, vs. Cleveland, 11/19/2000  
 113 Billy Johnson, @ San Francisco, 12/7/75  
 110 Billy Johnson, vs. Cleveland, 10/16/77  
 104 Billy Johnson, @ Cleveland, 9/22/74  
 104 Carl Roaches, @ Cincinnati, 9/28/80  
 103 Billy Johnson, vs. N.Y. Jets, 9/18/77  
 103 Marc Mariani, @ Carolina, 11/13/11  
 101 Pacman Jones, vs. New England, 12/31/06

### Game, Opponent

161 Pete Athas, New Orleans, 10/3/76  
 154 Travis Benjamin, @ Cleveland, 9/20/15  
 133 Bruce Taylor, San Francisco, 11/15/70  
 126 Billy Johnson, Boston, 11/5/67  
 105 Dennis Northcutt, Cleveland, 9/22/02  
 102 R.W. McQuarters, Chicago, 11/14/04  
 100 Jon Stagers, Green Bay, 11/19/72

## INDIVIDUAL RECORDS: PUNT RETURNS

### Longest Punt Return (All TDs)

90	Pacman Jones, @ Philadelphia, 11/19/06
87	Billy Johnson, vs. Cleveland, 10/16/77
87	Marc Mariani, vs. Washington, 11/21/10
83	Billy Johnson, vs. Miami, 11/16/75

### Longest Return, Opponent (All TDs)

93	Bill Baird, N.Y. Jets, 11/10/63
85	Jon Staggers, Green Bay, 11/19/72
83	Phillip Buchanan, @ Oakland, 9/29/02
82	Keith Moody, Buffalo, 10/15/78
82	Corey Sawyer, Cincinnati, 9/25/94

### YARDAGE AVERAGE

<b>Career</b>	
13.2	Billy Johnson, 1974-80

<b>Season</b>	
15.4	Billy Johnson, 1977

### TOUCHDOWNS

<b>Career</b>	
5	Billy Johnson, 1974-80
4	Pacman Jones, 2005-06

<b>Season</b>	
3	Billy Johnson, 1975
3	Pacman Jones, 2006

### Game

2	Darius Reynaud, vs. Jacksonville (69 and 81 yards), 12/30/12
1	19 times, last by Tommie Campbell (65 yds), vs. Detroit, 9/23/12

### Game, Opponent

1	15 times, last by Jakeem Grant (74 yds), @ Miami, 10/9/16
---	-----------------------------------------------------------

## INDIVIDUAL RECORDS: KICKOFF RETURNS

### KICKOFF RETURNS

#### Most Seasons Leading Team

4	Billy Jancik, 1962-67
4	Billy Johnson, 1974-80
4	Carl Roaches, 1980-84

#### Most Consecutive Seasons Leading Team

4	Billy Johnson, 1974-77
---	------------------------

#### Career

158	Bobby Jancik, 1962-67
156	Derrick Mason, 1997-2004
150	Carl Roaches, 1980-84
121	Billy Johnson, 1974-80
118	Marc Mariani, 2010-11, 2016
111	Mel Gray, 1995-97

#### Season

60	Marc Mariani, 2010
53	Darius Reynaud, 2012
53	Mel Gray, 1995
50	Mel Gray, 1996
50	Bobby Wade, 2006
45	Bobby Jancik, 1963
43	Pacman Jones, 2005
42	Mike Archie, 1998
42	Derrick Mason, 2000

#### Game

8	Bobby Jancik, vs. Boston, 12/8/63
8	Bobby Jancik, @ Oakland, 12/22/63
8	Jason McAddley, vs. Denver, 12/25/04

#### Game, Opponent

8	Brian Baschnagel, Chicago, 11/6/77
8	Antonio Chatman, @ Green Bay, 12/12/04
7	Bo Roberson, @ Oakland, 12/22/63
7	Glyn Milburn, Denver, 11/26/95
7	David Dunn, @ Cincinnati, 9/24/95
7	Aveion Cason, @ Detroit, 11/27/08

7	Deji Karim, @ Jacksonville, 10/18/10
---	--------------------------------------

### YARDS GAINED

<b>Career</b>	
4,185	Bobby Jancik, 1962-67
3,496	Derrick Mason, 1997-2004
3,276	Carl Roaches, 1980-84
2,902	Billy Johnson, 1974-80
2,838	Marc Mariani, 2010-11, 2016
2,592	Mel Gray, 1995-97

#### Season

1,530	Marc Mariani, 2010
1,317	Bobby Jancik, 1963
1,240	Darius Reynaud, 2012
1,224	Mel Gray, 1996
1,194	Bobby Wade, 2006
1,183	Mel Gray, 1995
1,132	Derrick Mason, 2000
1,127	Pacman Jones, 2005

#### Game

240	Bobby Jancik, @ Oakland, 12/22/63
221	Bobby Jancik, vs. Boston, 12/8/63
209	Leon Washington, @ Denver, 12/8/13

#### Game, Opponent

185	Brian Baschnagel, Chicago, 11/6/77
178	Glyn Milburn, Denver, 11/26/95
168	Deji Karim, @ Jacksonville, 10/18/10
167	LaRod Stephens-Howling, Arizona, 11/29/09

#### Longest Kickoff Return (All TDs)

105	Darius Reynaud, vs. Detroit, 9/23/12
104	Ken Hall, @ N.Y. Titans, 10/23/60
103	Bob Gresham, @ Cincinnati, 9/23/73

101	Derrick Mason, @ Cincinnati, 11/18/01
100	Marc Mariani (16 yards) & Tommie Campbell (84 yards), vs. Tampa Bay, 11/27/11
98	Marc Mariani, vs. Denver, 10/3/10
97	Carl Roaches, vs. Pittsburgh, 9/18/83
96	Carl Roaches, vs. Cincinnati, 10/4/81

#### Longest Kickoff Return, Opponent (All TDs)

107	Josh Huff, @ Philadelphia, 11/23/14
102	Jakeem Grant, @ Miami, 9/9/18
101	Eric Metcalf, Cleveland, 12/9/90
100	Art Baker, @ Buffalo, 9/9/62
100	Goldie Sellers, @ Denver, 10/2/66
99	Tremain Mack, @ Cincinnati, 11/14/99
99	LaRod Stephens-Howling, Arizona, 11/29/09
98	Alvis Whitted, Jacksonville, 12/26/99
97	Marc Logan, Miami, 10/1/89

### AVERAGE YARDAGE

#### Career (75 returns)

26.5	Bobby Jancik, 1962-67
24.1	Marc Mariani, 2010-11, 2016
24.0	Billy Johnson, 1974-80
23.4	Mel Gray, 1995-97
22.4	Derrick Mason, 1997-2004
21.8	Carl Roaches, 1980-84

#### Season

31.7	Darius Jennings, 2018
31.3	Ken Hall, 1960
30.3	Bobby Jancik, 1962



## INDIVIDUAL RECORDS: KICKOFF RETURNS

### TOUCHDOWNS

#### Career

2	Billy Johnson, 1974-80
2	Carl Roaches, 1980-84

#### Season

1	17 times, last by <b>Darius Jennings</b> , 2018
---	-------------------------------------------------

#### Game

1	17 times, last by <b>Darius Jennings</b> , @ Miami, 9/9/18
---	------------------------------------------------------------

#### Game, Opponent

1	13 times, last by <b>Jakeem Grant</b> , @ Miami, 9/9/18
---	---------------------------------------------------------

## INDIVIDUAL RECORDS: COMBINED YARDS

**Combined Yards = Rushing + Receiving + Interception Returns + Kickoff Returns + Punt Returns + Fumble Returns**

#### Career

12,153	Eddie George, 1996-03 (10,009 rushing, 2,144 receiving)
11,202	Derrick Mason, 1997-2004 (6,114 rec., 3,496 KO returns, 1,590 PR, 2 rushing)
9,985	Chris Johnson, 2008-2013 (7,966 rushing, 2,003 receiving, 17 KO returns)
9,292	Earl Campbell, 1978-84 (8,574 rushing, 718 receiving)
8,704	Ernest Givins, 1986-94 (7,935 receiving, 397 PR, 345 rushing, 27 KO returns)

7,500	Drew Hill, 1985-91 (1 rushing, 7,477 receiving, 22 KO returns)
7,421	Ken Burrough, 1971-81 (6,907 receiving, 455 KO returns, 59 rushing)

#### Season

2,690	Derrick Mason, 2000 (1 rushing, 895 receiving, 1,132 kickoff returns, 662 punt returns)
2,509	Chris Johnson, 2009 (2,006 rushing, 503 receiving)
2,043	Billy Cannon, 1961, (948 rushing, 586 receiving, 70 punt returns, 439 kickoff returns)
2,004	Derrick Mason, 2001, (1,128 receiving, 748 kick returns, 128 punt returns)

#### Game

373	Billy Cannon, @ N.Y. Titans, 12/10/61
-----	---------------------------------------

1,981	Earl Campbell, 1980, (1,934 rushing, 47 rec. )
1,962	Eddie George, 2000 (1,509 rushing, 453 rec.)

## INDIVIDUAL RECORDS: YARDS FROM SCRIMMAGE

**Scrimmage Yards = Rushing + Receiving**

#### Career

12,153	Eddie George, 1996-2003 (10,009 rushing, 2,144 receiving)
9,968	Chris Johnson, 2008-2013 (7,966 rushing, 2,003 receiving)
9,292	Earl Campbell, 1978-1984 (8,574 rushing, 718 receiving)
8,280	Ernest Givins, 1986-1994 (345 rushing, 7,935 receiving)
7,478	Drew Hill, 1985-1991 (1 rushing, 7,477 receiving)

#### Season

*2,509	Chris Johnson, 2009 (2,006 rushing, 503 receiving)
1,981	Earl Campbell, 1980 (1,934 rushing, 47 receiving)
1,962	Eddie George, 2000 (1,509 rushing, 453 receiving)
* Denotes NFL Record	

#### Game

330	Billy Cannon, @ N.Y. Titans, 12/10/61
284	Chris Johnson, vs. Houston, 9/20/09

249	Eddie George, vs. Oakland, 12/9/99
-----	------------------------------------

## INDIVIDUAL RECORDS: INTERCEPTIONS

#### Most Seasons Leading Team

5	Darryll Lewis, 1991-98
4	Samari Rolle, 1998-04
4	Michael Griffin, 2008, 2010-12
3	Jason McCourty, 2011-12, 2014
3	Jim Norton, 1960-68

#### Most Consecutive Seasons Leading Team

5	Darryll Lewis, 1994-98
---	------------------------

#### Career

45	Jim Norton, 1960-68
31	Cris Dishman, 1988-96
30	Freddy Glick, 1961-66
27	Tony Banfield, 1960-65

27	W.K. Hicks, 1964-69
27	Darryll Lewis, 1991-98
26	Mike Reinfeldt, 1976-83
25	Ken Houston, 1967-72
25	Michael Griffin, 2007-15
24	Zeke Moore, 1967-77
23	Willie Alexander, 1971-79
23	Samari Rolle, 1998-2004

#### Season

12	Freddy Glick, 1963
12	Mike Reinfeldt, 1979
10	Miller Farr, 1967

#### Game

3	Nine players, last by <b>Kevin Byard</b> , @ Cleveland, 10/22/17
---	------------------------------------------------------------------

#### Game, Opponent

4	Bobby Hunt, @ Kansas City, 10/4/64
3	8 times, last by <b>Glover Quin</b> , @ Houston, 11/28/10

#### Consecutive Games Intercepted By

5	Pete Jaquess, 1964
4	Freddy Glick, 1963
4	Jim Norton, 1967
4	Miller Farr, 1967
4	Cris Dishman, 1991, 1993

## INDIVIDUAL RECORDS: INTERCEPTIONS

4 Bo Orlando, 1991  
4 Michael Griffin, 2010

### YARDS GAINED

#### Career

650 Ken Houston, 1967-72  
592 Jim Norton, 1960-68  
540 Darryll Lewis, 1991-98  
457 W.K. Hicks, 1964-69

#### Season

264 Miller Farr, 1967  
220 Ken Houston, 1971  
205 Mike Reinfeldt, 1979

#### Game

128 Miller Farr, @ N.Y. Jets, 10/15/67  
115 Michael Griffin, vs. Pittsburgh, 12/21/08  
109 Zach Brown, vs. Jacksonville, 12/30/12

#### Game, Opponent

177 Charlie McNeil, @ San Diego, 9/24/61  
108 Bobby Hunt, @ Kansas City, 10/4/64  
100 Rod Woodson, @ Oakland, 9/29/02

#### Longest Interception Returns (All TDs)

99 Cortland Finnegan, vs. Houston, 9/21/08  
98 Pete Jaquess, @ Oakland, 9/19/64  
98 Darryll Lewis, @ Chicago, 10/22/95  
97 Jordan Babineaux, @ Cleveland, 10/2/11  
95 Willie Alexander, @ Green Bay, 9/25/77

#### Longest Interception Returns, Opponent (All TDs)

98 Bob Suci, @ Boston, 11/1/63  
95 Marlon McCree, @ Houston, 12/21/03  
91 Booker Edgerson, @ Buffalo, 11/1/64  
86 Glen Edwards, Pittsburgh, 9/30/73  
85 Adam Archuleta, @ St. Louis, 9/25/05  
82 Rod Woodson, @ Oakland, 9/29/02

### TOUCHDOWNS

#### Career

9 Ken Houston, 1967-72  
5 Miller Farr, 1967-69  
5 Darryll Lewis, 1991-98

#### Season

4 Ken Houston, 1971

#### Game

2 Zach Brown, vs. Jacksonville, 12/30/12  
2 Miller Farr, vs. Buffalo, 12/7/68  
2 Ken Houston, vs. San Diego, 12/19/71

#### Game, Opponent

2 Lemar Parrish, Cincinnati, 12/17/72  
1 many times, last by Trumaine Johnson, vs. N.Y. Jets, 12/2/18

## INDIVIDUAL RECORDS: SACKS

#### Career

105 Elvin Bethea, 1968-83  
74.5 Ray Childress, 1985-95  
66 Jesse Baker, 1979-87

#### Season

17 Elvin Bethea, 1973  
15.5 Jesse Baker, 1979  
15 William Fuller, 1991  
14.5 Jevon Kearse, 1999

#### Game

4 Ed Hussmann, vs. Dallas, 11/4/62  
4 Ed Hussmann, vs. N.Y. Jets, 11/14/62

4 Elvin Bethea, @ San Diego, 10/17/76  
4 Jesse Baker, vs. Kansas City, 9/16/79  
4 William Fuller, vs. Pittsburgh, 11/28/93  
3.5 Jason Jones, vs. Pittsburgh, 12/21/08  
3 34 times, last by Kyle Vanden Bosch, vs. NY Jets, 12/23/07

#### Consecutive Games, One or More Sacks

8 Curley Culp, 1974-75  
8 Jevon Kearse, 1999  
7 Sean Jones, 1990  
6 Jesse Baker, 1979

6 Jesse Baker, 1981-82  
6 Jevon Kearse, 2003  
5 **Brian Orakpo**, 2016  
5 William Fuller, 1991

#### Most Games with Two or More Sacks, Career

26 Elvin Bethea, 1968-83  
13 Jesse Baker, 1979-87  
13 Ray Childress, 1985-95  
12 Sean Jones, 1988-93  
10 Jevon Kearse, 1999-2003

## INDIVIDUAL RECORDS: FUMBLE RETURNS

#### Opponents' Fumble Returned for TD's, Career

4 Keith Bulluck, 2000-09  
3 Doug Cline, 1960-66  
3 Marcus Robertson, 1991-2000  
2 Johnny Peacock, 1969-70  
2 Robert Lyles, 1984-90  
2 Ray Childress, 1985-95  
2 Cris Dishman, 1988-96  
2 Antwan Odom, 2004-07  
2 Jason McCourty, 2009-16  
2 **Wesley Woodyard**, 2014-17

#### Opponents' Fumble Returned for TD's, Season

2 Doug Cline, 1961  
2 Marcus Robertson, 1997

2 Antwan Odom, 2005

#### Opponents' Fumble Returned for TD's, Game

1 56 times, last by **Wesley Woodyard** vs. L.A. Rams, 12/24/17

#### Longest Fumble Return (All TDs)

96 C.L. Whittington, @ New Orleans, 10/3/76  
93 Robert Lyles, @ Cincinnati, 10/19/86  
92 Cortland Finnegan, vs. Jacksonville, 12/17/06

## INDIVIDUAL RECORDS: BLOCKED KICKS

### Blocked Punts Returned for Touchdowns, Career

2 Cris Dishman, 1988-96

### Blocked Punts Returned for Touchdowns, Game

1 13 times, last by Jason McCourty, vs. Indianapolis, 10/30/11

### Blocked Field Goals Returned for Touchdowns, Game

1 Mark Johnston, 62 yards (11/26/61 vs. Denver)

- 1 Tony Banfield, 50 yards (12/9/62 vs. Oak.)
- 1 Ken Houston, 71 yards (10/15/67 @ N.Y. Jets)
- 1 Donald Mitchell, 69 yards (10/21/01 @ Detroit)

### Blocked Field Goal, Last Time

1 Brian Orakpo at New Orleans, 11/8/15

### Blocked Punt, Last time

1 Tim Shaw vs. Pittsburgh, 10/11/12

## TEAM RECORDS: GAMES WON & LOST

### GAMES WON

#### Most Consecutive Games Won

13 (Dec. 16, 2007-Nov. 16, 2008)  
11 (Oct. 17, 1993-Jan. 2, 1994)

#### Most Consecutive Games Without Defeat

13 (Dec. 16, 2007-Nov. 16, 2008)  
11 (Oct. 13, 1961-Sept. 9, 1962)  
11 (Oct. 17, 1993-Jan. 2, 1994)

#### Most Games Won, Season

13 (1999, 2000, 2008)  
12 (1993, 2003)  
11 (1962, 1979, 1980, 1991, 2002)

#### Most Consecutive Games Won, Season

11 (Oct. 17, 1993-Jan. 2, 1994)

#### Most Consecutive Games Won, Start of Season

10 (Sept. 7-Nov. 16, 2008)  
3 (Sept. 12-Sept. 26, 1999)  
3 (Sept. 1-Sept. 16, 1991)

#### Most Consecutive Games Won, End of Season

11 (Oct. 17, 1993-Jan. 2, 1994)

#### Most Consecutive Games Without Defeat, Season

11 (Oct. 17, 1993-Jan. 2, 1994)

#### Most Consecutive Games w/out Defeat, Start of Season

10 (Sept. 7-Nov. 16, 2008)  
3 (Sept. 12-Sept. 26, 1999)  
3 (Sept. 1-Sept. 16, 1991)

#### Most Consecutive Games w/out Defeat, End of Season

11 (Oct. 17, 1993-Jan. 2, 1994)

#### Most Home Games Won, Season

8 (1999)  
7 (1988, 1991, 1993, 2000, 2003, 2008)

#### Most Consecutive Home Games Won

12 (Sept. 12, 1999-Nov. 5, 2000)  
10 (Oct. 6, 2002-Nov. 16, 2003)  
9 (Dec. 6, 1987-Nov. 20, 1988)  
9 (Nov. 26, 1990-Nov. 17, 1991)

#### Most Consecutive Home Games Without Defeat

12 (Sept. 12, 1999-Nov. 5, 2000)  
10 (Oct. 6, 2002-Nov. 16, 2003)  
9 (Dec. 6, 1987-Nov. 20, 1988)  
9 (Nov. 26, 1990-Nov. 17, 1991)

#### Most Road Games Won, Season

6 (1996, 2000, 2008)

#### Most Consecutive Road Games Won

8 (Dec. 16, 2007-Nov. 27, 2008)  
5 (Oct. 29, 1961-Sept. 9, 1962)  
5 (Oct. 17-Dec. 25, 1993)  
5 (Nov. 19, 2006-Sept. 24, 2007)

#### Most Consecutive Road Games Without Defeat

8 (Dec. 16, 2007-Nov. 27, 2008)  
6 (Oct. 13, 1961-Sept. 9, 1962)

#### Most Shutout Games Won or Tied, Season

2 (1966, 1977, 1993)

#### Overtime Wins, Regular Season

30-27 (@ Cincinnati, 9/23/79)  
27-24 (vs. N.Y. Jets, 10/28/79)  
23-20 (vs. Pittsburgh, 12/2/84)  
17-14 (@ Indianapolis, 9/4/88)  
26-23 (vs. Dallas, 11/10/91)  
23-20 (vs. Kansas City, 9/20/92)  
30-27 (@ Cincinnati, 10/6/96)  
24-21 (vs. Oakland, 8/31/97)  
17-14 (vs. Kansas City, 9/10/00)  
31-28 (vs. Tampa Bay, 10/14/01)  
32-29 (@ N.Y. Giants, 12/1/02)  
26-20 (@ Houston, 12/10/06)  
19-16 (vs. Green Bay, 11/2/08)  
27-24 (vs. Miami, 12/20/09)  
44-41 (vs. Detroit, 9/23/12)  
34-28 (@ New Orleans, 11/8/15)

12-9 (@ Cleveland, 10/22/17)  
26-23 (vs. Philadelphia, 9/30/18)

### GAMES LOST

#### Most Consecutive Games Lost

18 (Oct. 9, 1972-Oct. 28, 1973)

#### Most Consecutive Games Without a Victory

18 (Oct. 9, 1972-Oct. 28, 1973)

#### Most Games Lost, Season

14 (1983, 1994, 2014)

#### Most Consecutive Games Lost, Season

11 (Oct. 9-Dec. 17, 1972)

#### Most Consecutive Games Lost, Start of Season

10 (Sept. 4-Nov. 6, 1983)

#### Most Consecutive Games Lost, End of Season

11 (Oct. 9-Dec. 17, 1972)

#### Most Consecutive Games Without Victory, Season

11 (Oct. 9-Dec. 17, 1972)

#### Most Consecutive Games Without Victory, Start of Season

10 (Sept. 4-Nov. 6, 1983)

#### Most Consecutive Games Without Victory, End of Season

11 (Oct. 9-Dec. 17, 1972)

#### Most Consecutive Home Games Lost

13 (Oct. 9, 1972-Dec. 16, 1973)

#### Most Consecutive Home Games Without Victory

13 (Oct. 9, 1972-Dec. 16, 1973)

#### Most Consecutive Road Games Lost

23 (Sept. 27, 1981-Nov. 4, 1984)

## TEAM RECORDS: GAMES WON & LOST

### Most Consecutive Road Games Without Victory

23 (Sept. 27, 1981-Nov. 4, 1984)

### Most Shutout Games Lost or Tied, Season

2 (1972, 1985)

## TIE GAMES

### Ties

31-31 (@ Boston, 10/13/61)  
 28-28 (@ N.Y. Jets, 10/15/67)  
 31-31 (vs. Cincinnati, 11/9/69)  
 20-20 (@ Denver, 11/16/69)  
 31-31 (@ San Diego, 10/25/70)  
 13-13 (vs. New Orleans, 10/3/71)

### Most Tie Games, Season

2 (1969)

## TEAM RECORDS: SCORING

### Most Points, Season

513 (1961)  
 435 (2003)  
 424 (1988)

### Fewest Points, Season

136 (1982, nine games)  
 199 (1967)

### Most Points, Game

58 (vs. Cleveland, 12/9/90)  
 56 (vs. N.Y. Titans, 10/14/62)  
 55 (vs. Oakland, 9/9/61)  
 55 (at Denver, 11/5/61)  
 49 (vs. San Diego, 12/19/71)  
 49 (at Oakland, 12/22/63)  
 49 (vs. N.Y. Titans, 11/19/61)  
 48 (vs. Cincinnati, 10/14/90)  
 48 (at N.Y. Titans, 12/10/61)  
 48 (at Green Bay, 10/11/04)

### Most Points, Both Teams, Game

101 (Oakland 52, Oilers 49, @ Oakland, 12/22/63)  
 88 (Buffalo 47, Oilers 41, @ Houston, 9/24/89)

### Fewest Points, Game

0 (20 times, last vs. Baltimore, 10/14/18)

### Fewest Points, Both Teams, Game

6 (Oilers 6, Pittsburgh 0, @ Houston, 12/4/80)

### Most Points, Shutout Victory, Game

55 (Oilers vs. Oakland, 9/9/61)

### Fewest Points, Shutout Victory, Game

6 (Oilers vs. Pittsburgh, 12/4/80)

### Largest Margin of Victory, Game

55 (Oilers 55, Oakland 0, @ Houston, 9/9/61)

### Largest Margin of Defeat, Game

59 (Titans 0 at New England 59, 10/18/09)  
 54 (Oilers 7 at Cincinnati 61, 12/17/89)

### Smallest Margin of Victory, Game

1 (11 times, last Titans 16, Lions 15, @ Det., 9/18/16)

### Smallest Margin of Defeat, Game

1 (22 times, last Titans 19 @ Chargers 20, 10/21/18)

### Most Points Overcome to Win Game

23 (Oilers @ New England, 11/12/78)

### Most Points, One Half

45 (vs. Cleveland, 12/9/90)

### Most Points, First Quarter

24 (@ Indianapolis, 12/5/04)  
 21 (vs. Green Bay, 11/13/16)  
 21 (@ Tampa Bay, 9/13/15)  
 21 (vs. Houston, 12/19/10)  
 21 (@ Detroit, 11/27/08)  
 21 (vs. St. Louis, 10/31/99)

### Most Points, Second Quarter

31 (vs. Cleveland, 12/9/90)

### Most Points, Third Quarter

28 (twice, last vs. San Diego, 12/19/71)

### Most Points, Fourth Quarter

27 (vs. Philadelphia, 10/24/10)  
 24 (vs. Denver, 11/26/61)  
 24 (vs. N.Y. Giants, 11/26/06)  
 24 (vs. Buffalo, 11/15/09)

### Most Consecutive Games Scoring

160 (Nov. 14, 1999 - Dec. 21, 2008)  
 155 (Dec. 3, 1989 - Oct. 31, 1999)  
 121 (1977-85)

## TOUCHDOWNS

### Most Touchdowns, Season

66 (1961)

### Fewest Touchdowns, Season

18 (1967)

### Most Touchdowns, Game

8 (Oilers vs. N.Y. Titans, 10/14/62;  
 Oilers vs. Clev., 12/9/90)

### Most Touchdowns, Both Teams, Game

14 (Oilers 7, Oakland 7, @ Oakland, 12/22/63)

## POINTS AFTER TOUCHDOWN

### Most PATs, Season

65 (1961)

### Most PATs, Game

8 (Oilers vs. N.Y. Titans, 10/14/62)  
 7 (four times, last vs. Cleveland, 12/9/90)

### Most PATs, Both Teams, Game

14 (Oilers 7, Oakland 7, @ Oakland, 12/22/63)

## TWO-POINT CONVERSIONS

### Most Two-Point Conversions, Season

4 (1994)

### Most Two-Point Conversions, Opponent, Season

4 (1999)  
 4 (1998)

### Most Two-Point Conversions, Game

2 (vs. N.Y. Jets, 9/10/06)  
 1 (27 times, last at N.Y. Jets, 12/13/15)

### Most Two-Point Conversions, Opponent, Game

3 (@ Pittsburgh, 11/1/98)

### Most Two-Point Conversion Attempts, Season

7 (1994)

### Most Two-Point Conversion Attempts, Opp., Season

6 (1999)



## TEAM RECORDS: SCORING

### FIELD GOALS

#### Most Field Goals Attempted, Season

42 (2017)  
40 (1969)  
39 (2007)  
38 (1996)  
37 (1989)

#### Most Field Goals Attempted, Game

8 (at Houston, 10/21/07)  
6 (four times, last vs. Atlanta, 12/5/93)

#### Most Field Goals Attempted, Both Teams, Game

10 (Buffalo 7, @ Oilers 3, 12/5/65)  
9 (Tennessee 6, @ New England 3, 10/5/03)  
9 (Washington 6, @ Tennessee 3, 11/21/10)  
9 (Detroit 4, @ Tennessee 5, 9/23/12)

9 (Tennessee 3, @ Oakland 6, 11/24/13)  
9 (Tennessee 3, @ San Francisco 6, 12/17/17)

#### Most Field Goals, Season

36 (1998)  
35 (2017)  
35 (2007)  
32 (1996)  
29 (1993, 2008, 2011)

#### Fewest Field Goals, Season

8 (1968)

#### Most Field Goals, Game

8 (@ Houston, 10/21/07)  
5 (vs. Miami, 9/28/69; @Philadelphia, 12/3/00)

#### Most Field Goals, Both Teams, Game

9 (Tennessee 3, @ San Francisco 6, 12/17/17)  
8 (Tennessee 3, @ Buffalo 5, 12/24/06)  
8 (Tennessee 8, @ Houston 0, 10/21/07)  
8 (Indianapolis 3, @ Tennessee 5, 10/16/17)  
7 (18 times, last Tennessee 2, vs. N.Y. Jets 5, 12/2/18)

## TEAM RECORDS: FIRST DOWNS

#### Most First Downs, Season

376 (1990)

#### Fewest First Downs, Season

138 (1982, nine games)  
199 (1976)

#### Most First Downs, Game

34 (vs. Cleveland, 12/9/90)

#### Fewest First Downs, Game

4 (at Cleveland, 10/21/73)  
5 (vs. Jacksonville, 12/17/06)

#### Most First Downs, Both Teams, Game

57 (Tennessee 21, Detroit 36, @ Tennessee, 9/23/12, OT)  
56 (Tennessee 32, Arizona 24, @ Tennessee, 12/15/13, OT)  
56 (Houston 33, Buffalo 23, @ Houston, 9/24/89, OT)  
55 (Tennessee 24, San Diego 31, @ San Diego, 11/6/16)

55 (Tennessee 31, NYG 24, @ New York, 12/1/02, OT)

#### Most First Downs Rushing, Season

155 (1980)

#### Fewest First Downs Rushing, Season

52 (1982, nine games)  
62 (1971)

#### Most First Downs Rushing, Game

17 (twice, last @ Green Bay, 12/14/80)

#### Fewest First Downs Rushing, Game

0 (five times, last @ N.Y. Jets, 12/13/15)

#### Most First Downs Passing, Season

251 (1990)

#### Fewest First Downs Passing, Season

81 (1982, nine games)  
86 (1967)

#### Most First Downs Passing, Game

28 (@ Oakland, 12/19/04)

#### Fewest First Downs Passing, Game

0 (twice, last @ Buffalo, 11/10/85)

#### Most First Downs By Penalty, Season

37 (2015)  
36 (2017)  
36 (2013)  
32 (2016)  
30 (1989)

#### Fewest First Downs By Penalty, Season

5 (1982, nine games)  
10 (1967)

#### Most First Downs By Penalty, Game

7 (@ Atlanta, 9/9/90)

## TEAM RECORDS: NET YARDS GAINED

#### Most Yards Gained, Season

6,288 (1961)  
6,222 (1990)

#### Fewest Yards Gained, Season

2,373 (1982, nine games)  
3,191 (1972)

#### Most Yards Gained, Game

583 (vs. Dallas, 11/10/91, overtime)

#### Fewest Yards Gained, Game

81 (vs. Dallas, 11/24/74)

## TEAM RECORDS: RUSHING

### Most Rushing Attempts, Season

616 (1979)  
605 (1978)

### Fewest Rushing Attempts, Season

225 (1982, nine games)  
324 (1965)

### Most Rushing Attempts, Game

56 (vs. San Diego, 9/28/85)  
55 (vs. Oakland, 9/9/61)

### Fewest Rushing Attempts, Game

7 (vs. N.Y. Giants, 12/8/85)  
9 (vs. Cincinnati, 10/24/76)  
10 (@ San Diego, 9/16/12)

### Most Yards Gained Rushing, Season

2,635 (1980)  
2,592 (2009)  
2,571 (1979)

### Fewest Yards Gained Rushing, Season

799 (1982, nine games)  
1,106 (1971)

### Most Yards Gained Rushing, Game

332 (@ Kansas City, 10/19/08)  
305 (vs. Jacksonville, 11/1/09)  
296 (vs. Kansas City, 11/27/77)  
292 (@ Detroit, 11/27/08)

### Fewest Yards Gained Rushing, Game

19 (twice, last vs. San Diego, 12/12/65)

### Highest Average Gain Rushing, Season

5.2 (2009)  
4.7 (2006)  
4.6 (three times, last in 2016)

### Most Touchdowns Rushing, Season

26 (1988)

### Fewest Touchdowns Rushing, Season

5 (1982, nine games)  
6 (2014)  
6 (1976)

### Most Touchdowns Rushing, Game

5 (vs. L.A. Chargers, 9/18/60)

### Fewest Touchdowns Rushing, Game

0 (many times, last vs. Indianapolis, 12/30/18)

## TEAM RECORDS: PASSING

### Most Passes Attempted, Season

667 (1991)

### Fewest Passes Attempted, Season

287 (1982, nine games)  
333 (1967)

### Most Passes Attempted, Game

68 (@ Buffalo, 11/1/64 — 37 completed)  
61 (vs. Oakland, 11/7/65 — 27 completed)  
61 (@ Oakland, 12/19/04 — 40 completed)

### Fewest Passes Attempted, Game

6 (vs. Cincinnati, 10/4/81)

### Most Passes Attempted, Both Teams

98 (Titans 61, Oakland 37, @ Oakland, 12/19/04)  
97 (Oilers 44, Denver 53, @ Houston, 12/2/62)  
97 (Titans 42, Detroit 55, @ Tennessee, 9/23/12)

### Most Passes Completed, Season

411 (1991)

### Fewest Passes Completed, Season

144 (1967)

### Most Passes Completed, Game

41 (vs. Dallas, 11/10/91 — overtime)

### Fewest Passes Completed, Game

1 (vs. Cincinnati, 10/4/81)

### Most Yards Gained Passing, Season

4,805 (1990)

### Fewest Yards Gained Passing, Season

1,381 (1967)

### Most Yards Gained Passing, Game

527 (@ Kansas City, 12/16/90)

### Fewest Yards Gained Passing, Game

-7 (@ New England, 10/18/09)

### Most Times Sacked, Season

65 (1994)  
58 (1985)

### Fewest Times Sacked, Season

11 (1962)  
12 (2008)

### Most Times Sacked, Game

12 (vs. Dallas, 9/29/85)

### Most Times Sacked, Both Teams, Game

14 (Oilers 12, Dallas 2, @ Houston, 9/29/85)

### Most Touchdowns Passing, Season

48 (1961)

### Fewest Touchdowns Passing, Season

9 (2007)

### Most Touchdowns Passing, Game

7 (twice, last vs. N.Y. Titans, 10/14/62)

### Most Touchdowns Passing, Both Teams, Game

11 (Oilers 5, Oakland 6, @ Oakland, 12/22/63)

### Most Passes Had Intercepted, Season

48 (1962)\*

### Fewest Passes Had Intercepted, Season

9 (2003, 2008)  
10 (1998)

### Most Passes Had Intercepted, Game

6 (six times, last @ Cleveland, 11/30/86)

\* Denotes League Record

## TEAM RECORDS: PUNTING

### Most Punts, Season

96 (1994)  
93 (1979)

### Fewest Punts, Season

34 (1990)

### Most Punts, Game

11 (three times, last @ Pittsburgh, 12/3/95)

### Fewest Punts, Game

0 (five times, last vs. Cincinnati, 10/27/91)

### Highest Average Distance, Punting, Season

49.7 (2017)  
47.4 (2015)  
47.2 (1998)  
46.8 (2014)  
46.4 (2018)  
45.3 (1993)  
45.2 (1992)

### Highest Average Distance, Punting, Game

59.2 (vs. Buffalo, 12/27/92)

### Highest Net Average, Punting, Season

44.6 (2017)

41.7 (2018)  
40.8 (2014)  
40.3 (2015)  
39.4 (2012)  
39.4 (2011)  
39.2 (1998)  
39.2 (2013)

## TEAM RECORDS: PUNT RETURNS & KICKOFF RETURNS

### PUNT RETURNS

#### Most Punt Returns, Season

53 (2000)  
52 (1968)

#### Fewest Punt Returns, Season

15 (1960)

#### Most Punt Returns, Game

10 (vs. Tampa Bay, 9/12/76)

#### Most Yards, Punt Returns, Season

671 (2000)  
620 (1975)

#### Fewest Yards, Punt Returns, Season

104 (1982, 9 games)  
118 (1961)

#### Highest Average, Punt Returns, Season

15.3 (2012)  
15.0 (1977)

#### Most Touchdowns, Punt Returns, Season

3 (1975, 2006 and 2012)

#### Most Touchdowns, Punt Returns, Game

2 (vs. Jacksonville, 12/30/12)  
1 (19 times, last vs. Detroit, 9/23/12)

### KICKOFF RETURNS

#### Most Kickoff Returns, Season

83 (1983)

#### Fewest Kickoff Returns, Season

23 (2018)  
28 (2017)  
31 (1993)  
32 (2011)  
33 (2016)  
33 (2015)  
43 (1961)

#### Most Kickoff Returns, Game

10 (twice, last at Cincinnati, 12/17/89)

#### Most Yards, Kickoff Returns, Season

1,835 (2006)  
1,721 (1981)

#### Fewest Yards, Kickoff Returns, Season

589 (1993)  
618 (2017)  
629 (2016)  
680 (2015)  
737 (2018)  
832 (2011)  
835 (1991)

#### Highest Average, Kickoff Returns, Season

32.0 (2018)\*  
26.1 (2000)  
26.0 (2011)  
25.9 (1962)

#### Most Touchdowns, Kickoff Returns, Season

2 (three times, last in 1983)

#### Most Touchdowns, Kickoff Returns, Game

1 (17 times, last @ Miami, 9/9/18)

## TEAM RECORDS: FUMBLES

### Most Fumbles, Season

42 (1994)  
41 (1985)

### Fewest Fumbles, Season

10 (2017)  
14 (1982, nine games)  
17 (1962, 1999, 2011 and 2016)

### Most Fumbles, Game

8 (@ Pittsburgh, 12/9/73)

### Most Fumbles Lost, Season

25 (1994)

### Fewest Fumbles Lost, Season

6 (2018)  
7 (1967, 2006 and 2016)  
8 (2008, 2011 and 2017)

### Most Fumbles Lost, Game

5 (twice, last vs. Philadelphia, 12/2/91)

### Most Opponents' Fumbles Recovered, Season

28 (1977)

### Most Opponents' Fumbles Recovered, Game

7 (@ Kansas City, 10/12/69)

### Fewest Opponents' Fumbles Recovered, Season

4 (2014)  
5 (2012)  
6 (2016 and 2018)  
7 (2009)  
8 (four times, last in 2015)

## TEAM RECORDS: PENALTIES

### Fewest Penalties, Season (any)

52 (1982, nine games)  
58 (1963)

### Fewest Penalties, 16-Game Season

82 (2018)  
84 (1983)

### Most Penalties, Season

148 (1989)

### Fewest Penalties, Game

0 (vs. Jacksonville, 12/24/11)

0 (@ Cincinnati, 10/29/72)  
0 (@ Buffalo, 11/1/64)  
0 (vs. Kansas City, 10/27/63)  
0 (vs. Oakland, 12/9/62)

### Most Penalties, Game

18 (@ Jacksonville, 1/1/06)

### Fewest Yards Penalized, Season (any)

424 (1982, nine games)

### Fewest Yards Penalized, 16-Game Season

727 (2018)

773 (2007)

### Most Yards Penalized, Season

1,150 (twice, last in 1988)

### Most Yards Penalized, Game

212 (vs. Baltimore, 10/10/99)

## TEAM RECORDS: DEFENSE

### SCORING

#### Fewest Points Allowed, Season

191 (2000)  
199 (1967)  
226 (1975)

#### Most Points Allowed, Season

471 (2012)  
460 (1983)  
447 (1973)

#### Fewest Points Allowed, Game

0 (16 times, last at N.Y. Giants, 12/16/18)

#### Most Points Allowed, Game

61 (twice, last @ Cincinnati, 12/17/89)

#### Fewest Touchdowns Allowed, Season

18 (1967)

#### Most Touchdowns Allowed, Season

55 (2012)  
53 (1983)

### FIRST DOWNS

#### Fewest First Downs Allowed, Season

183 (1969)

#### Most First Downs Allowed, Season

358 (2012)  
357 (2014)  
356 (1985)  
356 (2010)

#### Most First Downs Allowed, Game (since 1991)

39 (@ Denver, 12/8/13)  
36 (vs. Detroit, 9/23/12)  
34 (@ Cincinnati, 12/4/97)  
33 (@ Houston, 10/1/17)

#### Fewest First Downs Allowed, Rushing, Season

62 (2000)

#### Most First Downs Allowed, Rushing, Season

147 (1972)

#### Fewest First Downs Allowed, Passing, Season

89 (1976)

#### Most First Downs Allowed, Passing, Season

231 (2017)  
227 (2016)  
214 (2010)  
211 (2014)  
210 (2012)  
210 (2009)  
197 (2002)

#### Fewest First Downs Allowed, Penalty, Season

13 (twice, last in 1969)

#### Most First Downs Allowed, Penalty, Season

48 (1985)

### NET YARDS

#### Fewest Yards Allowed, Season

3,375 (1968)

#### Most Yards Allowed, Season

6,155 (1985)

#### Fewest Yards Allowed, Game

26 (vs. Denver, 9/3/66)

#### Most Yards Allowed, Game

619 (@ New England, 10/18/09)  
584 (@ Cincinnati, 12/17/89)  
583 (vs. Detroit, OT, 9/23/12)

#### Fewest Total Plays Allowed, Season

610 (1982, nine games)  
840 (1970)

#### Most Total Plays Allowed, Season

1,139 (2010)  
1,099 (2014)  
1,091 (1985)

#### Fewest Total Plays Allowed, Game

36 (vs. Denver, 9/3/66)

#### Most Total Plays Allowed, Game

92 (vs. Detroit, OT, 9/23/12)

91 (@ Philadelphia, 11/19/06)  
91 (@ Denver, 12/8/13)  
87 (@ Cleveland, 10/2/11)  
86 (vs. Washington, 11/21/10)  
85 (three times, last @ Cleveland, 11/30/86, OT)

### RUSHING

#### Fewest Yards Allowed, Rushing, Season

1,027 (1960)

#### Most Yards Allowed, Rushing, Season

2,814 (1985)

#### Fewest Yards Allowed, Rushing, Game

-14 (@ Boston, 11/25/60)  
4 (vs. Buffalo, 11/23/97)

#### Most Yards Allowed, Rushing, Game

398 (@ Dallas Texans, 10/1/61)  
302 (vs. Kansas City, 10/24/65)

#### Fewest Touchdowns Allowed, Rushing, Season

5 (1996 and 2017)

#### Most Touchdowns Allowed, Rushing, Season

27 (1984)

#### Fewest Attempts Allowed, Rushing, Season

298 (1982, nine games)  
356 (2016)  
362 (1962)

#### Most Attempts Allowed, Rushing, Season

596 (1984)

#### Fewest Attempts Allowed, Rushing, Game

9 (vs. Denver, 12/11/16)  
10 (@ Indianapolis, 12/30/07)  
11 (vs. Miami, 10/1/89)

#### Most Attempts Allowed, Rushing, Game

56 (@ Dallas Texans, 10/1/61)

### PASSING

#### Fewest Net Yards Allowed, Passing, Season

1,671 (1968)



## TEAM RECORDS: DEFENSE

### Most Net Yards Allowed, Passing, Season

4,307 (2016)  
4,139 (2009)  
4,084 (2001)

### Fewest Net Yards Allowed, Passing, Game

-52 (vs. Cincinnati, 10/31/71)  
-16 (vs. Chicago, 11/6/77)

### Most Net Yards Allowed, Passing, Game

442 (vs. Detroit, OT, 9/23/12)  
426 (@ New England, 10/18/09)  
425 (@ Indianapolis, 12/5/04)  
407 (@ Oakland, 12/22/63)  
405 (vs. Buffalo, 10/11/64)

### Fewest Touchdowns Allowed, Passing, Season

10 (1967, 2000)

### Most Touchdowns Allowed, Passing, Season

35 (1966)

### Fewest Attempts Allowed, Passing, Season

284 (1982, nine games)  
324 (1972)

### Most Attempts Allowed, Passing, Season

635 (2016)  
625 (2010)  
605 (2017)  
604 (2009)  
591 (2011)  
582 (1993)

### Fewest Attempts Allowed, Passing, Game

11 (@ Pittsburgh, 9/11/05)

### Most Attempts Allowed, Passing, Game

61 (@ Cleveland, 10/2/11)  
59 (@ Denver, 12/8/13)  
57 (@ Pittsburgh, 12/19/93)

### Fewest Completions Allowed, Season

158 (1968)

### Most Completions Allowed, Season

410 (2010)  
404 (2009)  
388 (2016)  
374 (2012)  
369 (2011)  
369 (2017)  
349 (2012)  
349 (2007)  
347 (2014)  
344 (2013)

### Fewest Completions Allowed, Game

2 (vs. Denver, 9/3/66)

### Most Completions Allowed, Game

43 (vs. Detroit, OT, 9/23/12)  
40 (@ Cleveland, 10/2/11)  
39 (@ Denver, 12/8/13)  
38 (@ New England, 10/18/09)  
37 (@ Indianapolis, 11/3/02)  
36 (vs. Cleveland, 9/22/02)  
36 (vs. Indianapolis, 10/11/09)

36 (vs. New Orleans, 12/11/11)  
36 (vs. Denver, 12/11/16)  
35 (vs. Denver, 12/20/64)  
35 (vs. Denver, 10/3/10)  
35 (vs. Houston, 12/19/10)  
35 (vs. Baltimore, 11/5/17)

## SACKS

### Most Sacks, Season

55 (2000)  
54 (1999)  
52 (1993)  
51 (1979)

### Fewest Sacks, Season

21 (1966)

### Most Sacks, Game

9 vs. N.Y. Titans, 10/14/62  
9 vs. Cincinnati, 10/31/71  
8 at Arizona, 12/10/17  
8 at Indianapolis, 11/26/17  
8 at San Diego, 10/17/76  
8 at Buffalo, 11/10/85  
8 at Cincinnati, 9/12/82

## INTERCEPTIONS

### Most Interceptions, Season

36 (1963)

### Fewest Interceptions, Season

3 (1982, nine games)\*  
6 (1972)

### Most Interceptions, Game

6 (six times, last vs. Atlanta, 12/5/93)

### Most Interceptions, Both Teams, Game

13 (Oilers 5, Denver 8, @ Houston, 12/2/62)

### Most Yards Returning Interceptions, Season

676 (1962)

### Most Yards Returning Interceptions, Game

245 (@ N.Y. Jets, 10/15/67)

### Most TDs, Returning Interceptions, Season

7 (1967)

### Most TDs, Returning Interceptions, Game

3 (vs. San Diego, 12/19/71)

## PUNT RETURNS

### Fewest Opponent Punt Returns, Season

20 (1961)  
23 (1990)

### Most Opponent Punt Returns, Season

64 (1979)  
60 (twice, last in 1976)

### Fewest Yards Allowed, Punt Returns, Season

144 (2005)  
160 (2000)  
186 (1990)

### Most Yards Allowed, Punt Returns, Season

748 (1979)  
668 (1976)

### Lowest Average Allowed, Punt Returns, Season

4.5 (2005)  
5.3 (1969)

### Highest Average Allowed, Punt Returns, Season

13.9 (2002)  
13.6 (1961)

### Most Touchdowns Allowed, Punt Returns, Season

3 (2002)  
2 (1962, 1965 and 2016)

## KICKOFF RETURNS

### Fewest Opponent Kickoff Returns, Season

21 (2016)  
22 (2015)  
25 (2018)  
26 (1982, nine games)  
30 (2011)  
31 (2014)  
32 (1970, 1986, 2017)

### Most Opponent Kickoff Returns, Season

81 (2003)  
78 (1995, 1996)  
76 (1999, 2000)  
74 (2002)  
71 (1990, 1997, 2009)

### Fewest Yards Allowed, Kickoff Returns, Season

462 (2016)  
564 (1982, nine games)  
599 (2015)  
680 (2011)  
695 (1986)

### Most Yards Allowed, Kickoff Returns, Season

1,714 (2009)  
1,675 (1996)  
1,596 (1999)  
1,587 (2000)  
1,528 (1997)

### Lowest Average Allowed, Kickoff Returns, Season

15.7 (1992)

### Highest Average Allowed, Kickoff Returns, Season

27.8 (2018)  
27.6 (2014)  
27.2 (2015)  
26.1 (2012)  
25.0 (2008)  
24.9 (1985, 2001)

### Most Touchdowns Allowed, Kickoff Returns, Season

2 (1966, 1999)

## TEAM RECORDS: DEFENSE

### PUNTING

**Most Punts Forced, Season**

105 (2000)  
96 (1976)

**Fewest Punts Forced, Season**

38 (1982, 9 games)  
56 (1964, 1989)

**Most Punts Forced, Game**

11 (five times, last vs. Pittsburgh,  
11/6/94)

**Fewest Punts Forced, Game**

0 4 times (11/12/78 at New England;  
11/5/95 at Cleveland; 12/5/04 at  
Indianapolis; 9/26/10 at N.Y. Giants)

**Lowest Punting Average Allowed (Gross), Season**

37.1 (1960)

\* Denotes League Record

## ALL-TIME TWO-POINT CONVERSIONS

### TITANS

<b>1994 Oilers: 4-7</b>		<b>Run 0-0, Pass 4-7</b>		<b>2003 Titans: 3-4</b>		<b>Pass 1-2, Run 2-2</b>	
9/4/94 vs. Ind	Bucky Richardson to Reggie Brown	Good		10/5/03 vs. NE	Steve McNair to Tyrone Calico	Good	
	Bucky Richardson to Haywood Jeffries	NG		12/7/03 vs. Ind	Steve McNair Run	Good	
10/13/94 vs. Cle	Billy Joe Tolliver to Haywood Jeffries	Good			Steve McNair to Derrick Mason	NG	
12/11/94 vs. Sea	Billy Joe Tolliver to Haywood Jeffries	Good		12/14/03 vs. Buf	Robert Holcombe run	Good	
	Billy Joe Tolliver to Todd McNair	NG					
12/18/94 vs. KC	Billy Joe Tolliver to Webster Slaughter	NG		<b>2004 Titans: 1-2</b>		<b>Pass 0-1, Run 1-1</b>	
12/24/94 vs. NYJ	Bucky Richardson to Haywood Jeffries	Good		9/26/04 vs. Jax	Steve McNair to Derrick Mason	NG	
				11/21/04 vs. Jax	Steve McNair run	Good	
<b>1995 Oilers: 2-5</b>		<b>Run 2-3, Pass 0-2</b>		<b>2005 Titans: 0-1</b>		<b>Pass 0-1, Run 0-0</b>	
10/8/95 vs. Min	Rodney Thomas run	Good		10/30/05 vs. Oak	Steve McNair to Chris Brown	NG	
10/22/95 vs. Chi	Chris Chandler run	Good					
11/12/95 vs. Cin	Will Furrer to Haywood Jeffries	NG		<b>2006 Titans: 3-3</b>		<b>Run 2-2, Pass 1-1</b>	
11/19/95 vs. KC	Rich Camarillo to Bruce Matthews	NG		9/10/06 vs. NYJ	Travis Henry run	Good	
12/24/95 vs. Buf	Rodney Thomas run	NG			Kerry Collins pass to Drew Bennett	Good	
				10/1/06 vs. Dal	Vince Young run	Good	
<b>1996 Oilers: 0-0</b>		<b>No Attempts</b>		<b>2007 Titans: 0-0</b>		<b>No Attempts</b>	
None				None			
<b>1997 Oilers: 2-4</b>		<b>Run 1-3, Pass 1-1</b>		<b>2008 Titans: 1-1</b>		<b>Run 0-0, Pass 1-1</b>	
8/31/97 vs. Oak	Eddie George Run	Good		10/27/08 vs. Ind	Kerry Collins pass to Ahmard Hall	Good	
9/28/97 vs. Pitt	Steve McNair to Frank Wycheck	Good					
11/16/97 vs. Jax	Rodney Thomas run	NG		<b>2009 Titans: 1-2</b>		<b>Run 1-1, Pass 0-1</b>	
12/14/97 vs. Bal	Steve McNair run	NG		10/4/09 at Jax	Kerry Collins pass to Nate Washington	NG	
					Chris Johnson run	Good	
<b>1998 Oilers: 1-4</b>		<b>Pass 0-0, Run 1-4</b>		<b>2010 Titans: 1-2</b>		<b>Run 0-0, Pass 1-2</b>	
9/27/98 vs. Jax	Eddie George run	NG		9/19/10 vs. Pit	Kerry Collins pass to Kenny Britt	Good	
10/11/98 vs. Bal	Eddie George run	NG		10/31/10 at SD	Vince Young pass incomplete to Chris Johnson	NG	
11/29/98 vs. Sea	Eddie George run	NG					
12/20/98 vs. GB	Eddie George run	Good		<b>2011 Titans: 0-0</b>		<b>No Attempts</b>	
<b>1999 Titans: 1-3</b>		<b>Pass 1-1, Run 0-2</b>		None			
10/3/99 vs. SF	Eddie George run	NG		<b>2012 Titans: 1-1</b>		<b>Run 0-0, Pass 1-1</b>	
11/28/99 vs. Cle	Frank Wycheck run	NG		11/4/12 vs. Chi	Matt Hasselbeck pass to Kenny Britt	Good	
12/5/99 vs. Bal	Steve McNair to Jackie Harris	Good					
<b>2000 Titans: 0-0</b>		<b>No Attempts</b>		<b>2013 Titans: 0-0</b>		<b>No Attempts</b>	
None				None			
<b>2001 Titans: 3-4</b>		<b>Pass 3-4, Run 0-0</b>		<b>2014 Titans: 0-1</b>		<b>Run 0-1, Pass 0-0</b>	
10/14/01 vs. TB	Steve McNair to Kevin Dyson	Good		10/26/14 vs. Hou	Leon Washington run	NG	
10/21/01 vs. Det	Steve McNair to Drew Bennett	Good					
12/16/01 vs. GB	Steve McNair to Kevin Dyson	NG		<b>2015 Titans: 3-5</b>		<b>Run 0-1, Pass 3-4</b>	
	Steve McNair to Derrick Mason	Good		9/27/15 vs. Ind	Jalston Fowler run	NG	
<b>2002 Titans: 2-6</b>		<b>Pass 0-2, Run 2-4</b>		11/8/15 at NO	Marcus Mariota pass to Delanie Walker	Good	
9/8/02 vs. Phi	Steve McNair run	NG		11/29/15 vs. Oak	Marcus Mariota pass to Dorial Green-Beckham	Good	
	Eddie George run	Good		12/13/15 at N.Y. Jets	Marcus Mariota pass to Dexter McCluster	Good	
9/29/02 vs. Oak	Steve McNair to Derrick Mason	NG		12/27/15 vs. Hou	Zach Mettenberger pass to Anthony Fasano	NG	
	Steve McNair to Frank Wycheck	NG					
	Eddie George run	NG					
12/1/02 vs. NYG	Steve McNair run	Good					

# ALL-TIME TWO-POINT CONVERSIONS

## TITANS

<b>2016 Titans: 0-5</b>	<b>Run 0-0, Pass 0-5</b>	<b>2017 Titans: 0-0</b>	<b>Run 0-0, Pass 0-0</b>
9/11/16 vs. Min	Marcus Mariota pass to DeMarco Murray	NG	
9/18/16 at Det	Marcus Mariota sacked	NG	
10/23/16 vs. Ind	Aborted play, Brett Kern pass to Ryan Succop	NG	
11/13/16 vs. GB	Marcus Mariota pass to Rishard Matthews	NG	
12/18/16 at KC	Marcus Mariota pass incomplete	NG	
		<b>2018 Titans: 0-1</b>	<b>Run 0-0, Pass 0-1</b>
		10/21/18 at LAC	Marcus Mariota pass to Taywan Taylor
			NG
<b>Titans Overall Two-Point Statistics: 29-61 (47.5%)</b>			

## OPPONENTS

<b>1994 Opponents: 2-2</b>	<b>Run 2-2, Pass 0-0</b>	<b>2005 Opponents: 2-2</b>	<b>Run 0-0, Pass 2-2</b>
10/13/94 vs. Cle	Tom Tupa Run	Good	
12/4/94 vs. Ari	Ronald Moore Run	Good	
<b>1995 Opponents: 0-2</b>	<b>Run 0-0, Pass 0-2</b>	<b>2006 Opponents: 1-2</b>	<b>Run 0-0, Pass 1-2</b>
11/26/95 vs. Den	John Elway to Shannon Sharpe	NG	
12/17/95 vs. NYJ	Boomer Esiason to Fred Baxter	NG	
<b>1996 Opponents: 1-3</b>	<b>Run 1-1, Pass 0-2</b>	<b>2007 Opponents: 1-1</b>	<b>Run 0-0, Pass 1-1</b>
9/15/96 vs. Bal	Vinny Testaverde pass	NG	
11/10/96 at NO	Michael Haynes run	Good	
10/13/96 at Atl	Bobby Hebert pass to Roell Preston	NG	
<b>1997 Opponents: 0-1</b>	<b>Run 0-0, Pass 0-1</b>	<b>2008 Opponents: 0-1</b>	<b>Run 0-1, Pass 0-0</b>
10/5/97 vs. Sea	Rick Tuten (kicking form.) bad snap, inc. pass	NG	
<b>1998 Opponents: 4-5</b>	<b>Run 0-0, Pass 4-5</b>	<b>2009 Opponents: 1-1</b>	<b>Run 1-1, Pass 0-0</b>
11/1/98 vs. Pit	Kordell Stewart to Charles Johnson	Good	
	Mike Tomczak to Charles Johnson	Good	
	Mike Tomczak to Will Blackwell	Good	
11/8/98 vs. TB	Trent Dilfer to Bert Emanuel	NG	
12/26/98 vs. Min	Randall Cunningham to Randy Moss	Good	
<b>1999 Opponents: 4-6</b>	<b>Run 0-1, Pass 4-5</b>	<b>2010 Opponents: 0-2</b>	<b>Run 0-2, Pass 0-0</b>
9/12/99 vs. Cin	Jeff Blake to Willie Jackson	Good	
	Ki-Jana Carter run	NG	
	Jeff Blake to Brian Milne	Good	
9/19/99 vs. Cle	Tim Couch Pass incomplete	NG	
10/17/99 vs. NO	B.J. Tolliver to Brett Bech	Good	
1/2/00 vs. Pit	Mike Tomczak to Hines Ward	Good	
<b>2000 Opponents: 0-0</b>	<b>No Attempts</b>	<b>2011 Opponents: 0-2</b>	<b>Run 0-2, Pass 0-0</b>
None		12/11/11 vs. NO	Pierre Thomas run
		1/1/12 at Hou	Snap over Jake Delhomme's head, rec. by Ten.
			NG
<b>2001 Opponents: 1-2</b>	<b>Run 1-1, Pass 0-1</b>	<b>2012 Opponents: 1-2</b>	<b>Run 0-0, Pass 1-2</b>
10/7/01 vs. Bal	Elvis Grbac to Brandon Stokley	NG	
12/2/01 vs. Cle	Jamel White run	Good	
<b>2002 Opponents: 3-4</b>	<b>Run 0-0, Pass 3-4</b>	<b>2013 Opponents: 1-1</b>	<b>Run 1-1, Pass 0-0</b>
11/3/02 vs. Ind	Peyton Manning to Marvin Harrison	Good	
11/17/02 vs. Pit	Kordell Stewart to Dan Kreider	Good	
	Antwaan Randle El to Hines Ward	Good	
12/1/02 vs. NYG	Kerry Collins to Jeremy Shockey	NG	
<b>2003 Opponents: 0-1</b>	<b>Run 0-0, Pass 0-1</b>	<b>2014 Opponents: 0-1</b>	<b>Run 0-0, Pass 0-0</b>
12/14/03 vs. Buf	Drew Bledsoe to Bernard Shaw	NG	
<b>2004 Opponents: 1-2</b>	<b>Run 0-0, Pass 1-2</b>	<b>2015 Opponents: 0-1</b>	<b>Run 0-0, Pass 0-1</b>
9/26/04 vs. Jax	Byron Leftwich to Reggie Williams	Good	
1/2/05 vs. Det	Joey Harrington to Roy Williams	NG	
		<b>2016 Opponents: 1-3</b>	<b>Run 1-2, Pass 0-1</b>
		10/16/16 vs. Cle	Cody Kessler pass incomplete
		10/27/16 vs. Jax	Blake Bortles run
		11/13/16 vs. GB	James Starks run
			NG
		<b>2017 Opponents: 0-2</b>	<b>Run 0-0, Pass 0-2</b>
		9/17/17 at Jax	Blake Bortles pass incomplete
		9/24/17 vs. Sea	Russell Wilson pass incomplete
			NG
		<b>2018 Opponents: 0-0</b>	<b>No Attempts</b>
		None	
<b>Opponents Overall Statistics: 24-49 (49.0%)</b>			

## ALL-TIME SHUTOUTS

### ALL-TIME DEFENSIVE SHUTOUTS

Date	Opponent	Score
9/9/61	Oakland	55-0
9/10/66	Oakland	31-0
10/16/66	New York	24-0
10/13/68	at Boston	16-0
9/21/75	at New England	7-0
9/12/76	Tampa Bay	20-0
9/18/77	NY Jets	20-0
11/6/77	Chicago	47-0
12/4/80	Pittsburgh	6-0
10/22/89	Pittsburgh	27-0
9/27/92	San Diego	27-0
9/12/93	Kansas City	30-0
1/2/94	NY Jets	24-0
12/17/00	at Cleveland	24-0
12/25/00	Dallas	31-0
12/16/18	at NY Giants	17-0

### ALL-TIME OPPONENT SHUTOUTS

Date	Opponent	Score
12/4/60	at Dallas	0-24
12/1/63	at San Diego	0-27
10/12/69	at Kansas City	0-24
11/2/69	at Boston	0-24
11/1/70	at St. Louis	0-44
9/19/71	at Cleveland	0-31
10/9/72	Oakland	0-34
11/5/72	at Cleveland	0-20
11/25/73	New England	0-32
11/24/74	Dallas	0-10
12/11/76	Pittsburgh	0-21
9/22/85	at Pittsburgh	0-20
11/10/85	at Buffalo	0-20
12/7/86	at San Diego	0-27
11/26/89	at Kansas City	0-34
11/7/99	at Miami	0-17
12/28/08	at Indianapolis	0-23
10/18/09	at New England	0-59
11/28/10	at Houston	0-20
10/14/18	Baltimore	0-21

## GAME-WINNING FIELD GOALS

The franchise has totaled 46 game-winning field goals since 1960, including three playoff game winners. **Rob Bironas** leads the franchise with 11 game-winning field goals, followed by former Oiler/Titan **Al Del Greco** (1991-00). Bironas' 60-yard field goal vs. Indianapolis (12/3/06) ranks as the longest game-winning field goal in franchise history. A game-winning field goal is defined as one that was the final score of the game and gave the kicker's team the lead at any time in the fourth quarter or overtime.

Date	Opp.	Kicker	Length	Final Score	Date	Opp.	Kicker	Length	Final Score
10/24/65	Kansas City	Spikes	15	38-36	10/14/01	Tampa Bay	Nedney	49	31-28*
10/31/65	at Buffalo	Blanda	8	19-17	10/21/01	at Detroit	Nedney	46	27-24
10/26/69	Denver	Gerela	22	24-21	12/22/01	at Oakland	Nedney	21	13-10
12/1/74	at Pittsburgh	Butler	34	13-10	12/01/02	at N.Y. Giants	Nedney	38	32-29*
9/17/78	San Francisco	Fritsch	19	20-19	<b>1/11/03</b>	<b>Pittsburgh</b>	<b>Nedney</b>	<b>26</b>	<b>34-31*</b>
10/1/78	at Cleveland	Fritsch	19	16-13	<b>1/3/04</b>	<b>at Baltimore</b>	<b>Anderson</b>	<b>46</b>	<b>20-17</b>
9/23/79	at Cincinnati	Fritsch	29	30-27*	12/11/05	Houston	Bironas	21	13-10
10/28/79	N.Y. Jets	Fritsch	35	27-24*	10/15/06	at Washington	Bironas	30	25-22
9/28/80	at Cincinnati	Fritsch	29	13-10	11/26/06	N.Y. Giants	Bironas	49	24-21
12/2/84	Pittsburgh	Cooper	30	23-20*	12/3/06	Indianapolis	Bironas	60	20-17
11/3/85	Kansas City	Zendejas	38	23-20	12/24/06	at Buffalo	Bironas	30	30-29
11/24/85	San Diego	Zendejas	51	37-35	10/21/07	at Houston	Bironas	29	38-36
<b>1/3/88</b>	<b>Seattle</b>	<b>Zendejas</b>	<b>42</b>	<b>23-20*</b>	11/2/08	Green Bay	Bironas	41	19-16*
9/4/88	at Indianapolis	Zendejas	35	17-14*	11/23/09	at Houston	Bironas	53	20-17
11/13/89	Cincinnati	Zendejas	28	26-24	12/20/09	Miami	Bironas	46	27-24*
11/10/91	Dallas	Del Greco	23	26-23*	9/23/12	Detroit	Bironas	26	44-41*
9/20/92	Kansas City	Del Greco	39	23-20*	10/11/12	Pittsburgh	Bironas	40	26-23
12/12/93	Cleveland	Del Greco	25	19-17	12/18/16	at Kansas City	Succop	53	19-17
10/6/96	at Cincinnati	Del Greco	49	30-27*	10/22/17	at Cleveland	Succop	47	12-9*
8/31/97	Oakland	Del Greco	33	24-21*	9/16/18	Houston	Succop	31	20-17
12/13/98	at Jacksonville	Del Greco	41	16-13	9/23/18	at Jacksonville	Succop	28	9-6
9/12/99	Cincinnati	Del Greco	33	36-35					
9/10/00	Kansas City	Del Greco	36	17-14*					
11/5/00	Pittsburgh	Del Greco	29	9-7					
12/3/00	at Philadelphia	Del Greco	50	15-13					

\*Overtime games

Playoff games in **bold**



## ALL-TIME RETURN TOUCHDOWNS

## INTERCEPTION RETURN TOUCHDOWNS

Yards	Player	Date	Opp	Result
99	Cortland Finnegan	9/21/2008	Hou	W, 31-12
98	Darryll Lewis	10/22/1995	@ Chi	L, 32-35
97	Jordan Babineaux	10/2/2011	@ Cle	W, 31-13
95	Willie Alexander	9/25/1977	@ GB	W, 16-10
95	Pete Jaquess	9/19/1964	Oak	W, 42-28
90	Mark Johnston	10/27/1963	KC	W, 28-7
87	Perry Phenix	11/12/2000	Bal	L, 23-24
83	Michael Griffin	12/21/2008	Pit	W, 31-14
83	Adam Jones	12/17/2006	Jax	W, 24-17
81	Samari Rolle	10/30/2000	@ Was	W, 27-21
79	Zach Brown	12/30/2012	Jax	W, 38-20
76	Vincent Fuller	10/7/2007	Atl	W, 20-13
75	Vernon Perry	1/6/1980	@ Pit *	L, 13-27
73	Eugene Seale	10/4/1987	@ Den	W, 40-10
66	Ken Houston	9/14/1968	@ Mia	W, 24-10
62	Blaine Bishop	11/5/1995	@ Cle	W, 37-10
62	Miller Farr	11/26/1967	NE	W, 27-6
61	Chris Hope	12/17/2006	Jax	W, 24-17
61	Vincent Fuller	9/24/2007	@ NO	W, 31-14
60	Rocky Boiman	9/28/2003	@ Pit	W, 30-13
58	Bubba McDowell	1/3/1993	@ Buf *	L, 38-41
56	<b>Malcolm Butler</b>	12/22/2018	Was	W, 25-16
52	Lamar Lathon	9/8/1991	@ Cin	W, 30-7
52	Miller Farr	12/7/1968	Buf	W, 35-6
52	Reynaldo Hill	10/30/2005	Oak	L, 25-34
51	Andre Dyson	10/12/2003	Hou	W, 38-17
51	Ken Houston	10/5/1969	Buf	W, 28-14
51	Miller Farr	10/15/1967	@ NYJ	T, 28-28
51	Zeke Moore	10/20/1969	@ NYJ	L, 17-26
49	Eddie Robinson	11/12/1995	Cin	L, 25-32
49	Colin McCarthy	11/11/2012	@ Mia	W, 37-3
48	Ken Houston	10/31/1971	Cin	W, 10-6
47	Darryll Lewis	9/19/1993	@ SD	L, 17-18
47	Darryll Lewis	11/2/1997	Jax	L, 24-30
45	Benny Nelson	9/19/1964	Oak	W, 42-28
45	Vincent Fuller	12/13/2009	STL	W, 47-7
44	Steve Brown	9/4/1988	@ Ind	W, 17-14
43	Ken Houston	10/15/1967	@ NYJ	T, 28-28
42	Donald Mitchell	10/17/1999	@ NO	W, 24-21
41	Cortland Finnegan	10/24/2010	Phi	W, 37-19
40	Will Witherspoon	12/9/2012	@ Ind	L, 23-27
40	Larry Carwell	11/17/1968	Den	W, 38-17
40	Miller Farr	12/7/1968	Buf	W, 35-6
39	Denard Walker	10/26/1997	@ Ari	W, 41-14
39	Cortland Finnegan	11/8/2009	@ SF	W, 34-27
39	Miller Farr	10/1/1967	Den	W, 10-6
38	Bo Orlando	12/19/1993	@ Pit	W, 26-17
37	Lamont Thompson	9/11/2004	@ Mia	W, 17-7
36	Cris Dishman	12/4/1994	Ari	L, 12-30
36	Darryll Lewis	9/29/1996	@ Pit	L, 16-30
36	Domingo Bryant	12/18/1988	@ Cle	L, 23-28
35	Ken Houston	12/19/1971	SD	W, 49-33
34	J.C. Wilson	9/30/1979	Cle	W, 31-10
33	Darryll Lewis	10/20/1991	@ Mia	W, 17-13
32	Peter Sirmon	12/22/2002	@ Jax	W, 28-10
31	Roderick Hood	11/15/2009	Buf	W, 41-17
31	Gene Babb	11/11/1962	@ Oak	W, 28-20
30	Zach Brown	12/30/2012	Jax	W, 38-20
30	Richard Johnson	10/14/1990	Cin	W, 48-17
30	Ken Houston	12/23/1967	@ Mia	W, 41-10
29	Ken Houston	12/19/1971	SD	W, 49-33
28	Don Floyd	12/2/1962	Den	W, 34-17
27	Lonnie Marts	11/1/1998	@ Pit	W, 41-31
26	Coty Sensabaugh	9/13/2015	@ TB	W, 42-14
26	Vincent Fuller	11/15/2009	Buf	W, 41-17
26	Bubba McDowell	12/7/1992	Chi	W, 24-7
25	Bob Atkins	12/19/1971	SD	W, 49-33
24	Randall Godfrey	10/22/2000	@ Bal	W, 14-6
24	Rich Coady	12/16/2002	NE	W, 24-7

Yards	Player	Date	Opp	Result
23	Jim Norton	10/22/1967	@ KC	W, 24-19
23	Marqueston Huff	12/7/2014	NYG	L, 7-36
23	Alterraun Verner	9/15/2013	@ Hou	L, 24-30
22	Ken Houston	12/15/1968	NE	W, 45-17
22	Zeke Moore	11/3/1974	@ NYJ	W, 27-22
22	Steve Jackson	10/17/1993	@ NE	W, 28-14
22	<b>Jayon Brown</b>	12/30/2018	Ind	L, 17-33
21	Brad Kassell	9/18/2005	Bal	W, 25-10
20	Chuck Cecil	10/8/1995	@ Min	L, 17-23
17	Ken Houston	12/12/1971	@ Buf	W, 20-14
17	Johnny Baker	9/27/1964	@ Den	W, 38-17
16	Andre Dyson	9/22/2002	Cle	L, 28-31
15	Fred Glick	9/14/1963	Den	W, 20-14
15	Dave Ball	11/27/2008	@ Det	W, 47-10
11	Andre Dyson	11/9/2003	Mia	W, 31-7
8	Keith Bulluck	12/25/2000	Dal	W, 31-0
1	Joe Bowden	11/8/1998	@ TB	W, 31-22

\* Postseason

## FUMBLE RETURN TOUCHDOWNS

Yards	Player	Date	Opp	Result
96	C.L. Whittington	10/3/1976	@ NO	W, 31-26
93	Robert Lyles	10/19/1986	@ Cin	L, 28-31
92	Cortland Finnegan	12/17/2006	Jax	W, 24-17
83	Denard Walker	1/2/2000	@ Pit	W, 47-36
80	Marcus Robertson	9/5/1993	@ NO	L, 21-33
77	Jason McCourty	10/13/2013	@ Sea	L, 13-20
72	Alterraun Verner	9/23/2012	Det	W, 44-41
72	Terry Kinard	12/9/1990	Cle	W, 58-14
70	Al Smith	12/8/1991	Pit	W, 31-6
68	Ken Houston	9/26/1971	KC	L, 16-20
66	Zeke Moore	11/13/1977	@ Oak	L, 29-34
62	Jason McCourty	11/30/2014	@ Hou	L, 21-45
61	Keith Bulluck	11/3/2002	@ Ind	W, 23-15
61	Samari Rolle	12/21/2003	@ Hou	W, 27-24
58	Cris Dishman	9/12/1993	KC	W, 30-0
55	Robert Lyles	12/6/1987	SD	W, 33-18
48	Willie Germany	9/21/1975	@ NE	W, 7-0
43	John Corker	12/14/1980	@ GB	W, 22-3
42	Marcus Robertson	11/27/1997	@ Dal	W, 27-14
41	Johnny Peacock	12/20/1970	@ Dal	L, 10-52
40	Tony Brown	10/29/2006	Hou	W, 28-22
39	Keith Bulluck	1/2/2005	Det	W, 24-19
38	Curley Culp	9/28/1975	SD	W, 33-17
38	Elvin Bethea	10/27/1974	@ Cin	W, 34-21
38	Tom Domres	11/16/1969	@ Den	T, 20-20
34	Gregg Bingham	11/6/1977	Chi	W, 47-0
32	Keith Bulluck	10/19/2003	@ Car	W, 37-17
30	Henry Ford	12/25/2000	Dal	W, 31-0
27	Marcus Robertson	11/23/1997	Buf	W, 31-14
27	Antwan Odom	11/20/2005	Jax	L, 28-31
27	Johnny Peacock	12/6/1969	NYJ	L, 26-34
25	Antwan Odom	9/25/2005	@ STL	L, 27-31
25	Keith Bostic	11/25/1984	@ Cle	L, 10-27
20	Jesse Baker	10/14/1979	@ Bal	W, 28-16
19	Garland Boyette	11/28/1971	Cle	L, 24-37
19	Cris Dishman	10/6/1991	Den	W, 42-14
19	Mike Dumas	9/1/1991	Oak	W, 47-17
16	Keith Bulluck	11/19/2006	@ Phi	W, 31-13
15	Johnny Meads	9/6/1992	Pit	L, 24-29
14	Jevon Kearse	1/2/2000	@ Pit	W, 47-36
14	Bobby Myers	9/9/2001	Mia	L, 23-31
12	Doug Cline	11/12/1961	NE	W, 27-15
12	Joe Bowden	10/18/1998	Cin	W, 44-14
10	William Fuller	11/26/1992	@ Det	W, 24-21
8#	Mike Munchak	9/14/1986	Cle	L, 20-23
8	Ray Childress	11/1/1992	@ Pit	L, 20-21
7	Doug Cline	9/10/1966	Oak	W, 31-0

## ALL-TIME RETURN TOUCHDOWNS

Yards	Player	Date	Opp	Result
5	Greg Stemrick	10/9/1977	Pit	W, 27-10
4	<b>Wesley Woodyard</b>	12/24/2017	LAR	L, 23-27
3	<b>Wesley Woodyard</b>	12/6/2015	Jax	W, 42-39
0	<b>DaQuan Jones</b>	1/1/2017	Hou	W, 24-17
0	Karl Klug	9/29/2013	NYJ	W, 38-13
0#	Erron Kinney	12/28/2003	TB	W, 33-13
0	Michael Roan	11/15/1998	Pit	W, 23-14
0	Ray Childress	12/5/1993	Atl	W, 33-17
0	Jeff Donaldson	9/21/1986	@ KC	L, 13-27
0	Mike Reinfeldt	9/19/1982	Sea	W, 23-21
0	Doug Cline	11/26/1961	Den	W, 45-14

# Own fumble recovery (all others opponent fumble recoveries)

## PUNT RETURN TOUCHDOWNS

Yards	Player	Date	Opp	Result
90	Adam Jones	11/19/2006	@ Phi	W, 31-13
87	Billy Johnson	10/16/1977	Cle	L, 23-24
87	Marc Mariani	11/21/2010	Was	L, 16-19
83	Billy Johnson	11/16/1975	Mia	W, 20-19
82	Bobby Jancik	12/20/1964	Den	W, 34-15
81	Adam Jones	12/31/2006	NE	L, 23-40
81	Darius Reynaud	12/30/2012	Jax	W, 38-20
79	Marc Mariani	11/13/2011	@ Car	W, 30-3
78	Ernest Givins	12/11/1994	Sea	L, 14-16
72	Billy Johnson	12/11/1977	@ Cle	W, 19-15
69	Darius Reynaud	12/30/2012	Jax	W, 38-20
69	Ronnie Coleman	10/24/1976	Cin	L, 7-27
69	Derrick Mason	10/30/2000	@ Was	W, 27-21
65	Tommie Campbell	9/23/2012	Det	W, 44-41
65	Derrick Mason	11/28/1999	@ Cle	W, 33-21
63	Billy Johnson	10/5/1975	Cin	L, 19-21
58	Justin McCareins	11/23/2003	@ Atl	W, 38-31
53	Adam Jones	10/29/2006	Hou	W, 28-22
52	Billy Johnson	10/26/1975	Det	W, 24-8
52	Adam Jones	12/11/2005	Hou	W, 13-10
23	Don Floyd	12/13/1964	NYJ	W, 33-17

## KICKOFF RETURN TOUCHDOWNS

Yards	Player	Date	Opp	Result
105	Darius Reynaud	9/23/2012	Det	W, 44-41
104	Ken Hall	10/23/1960	@ NYJ	W, 42-28
103	Bob Gresham	9/23/1973	@ Cin	L, 10-24
101	Derrick Mason	11/18/2001	@ Cin	W, 20-7

Yards	Player	Date	Opp	Result
98	Marc Mariani	10/3/2010	Den	L, 20-26
97	Carl Roaches	9/18/1983	Pit	L, 28-40
96	Carl Roaches	10/4/1981	Cin	W, 17-10
95	Willie Tullis	9/6/1981	@ LAR	W, 27-20
94	<b>Darius Jennings</b>	9/9/2018	@ Mia	L, 20-27
93	Steve Brown	12/11/1983	Cle	W, 34-27
93	Ode Burrell	11/29/1964	NE	L, 17-34
92	Zeke Moore	10/22/1967	@ KC	W, 24-19
90	Lorenzo White	12/4/1988	Pit	L, 34-37
88	Billy Cannon	12/18/1960	NE	W, 37-21
84	Tommie Campbell	11/27/2011	TB	W, 23-17
81	Billy Johnson	10/12/1975	@ Cle	W, 40-10
80	Derrick Mason	1/23/2000	@ Jax *	W, 33-14
75	Billy Johnson	11/6/1977	Chi	W, 47-0
75	Kevin Dyson	1/8/2000	Buf *	W, 22-16

\* Postseason

## BLOCKED PUNTS RETURNED FOR TOUCHDOWNS

Yards	Player	Date	Opp	Result
26	Donald Mitchell	10/7/2001	@ Bal	L, 7-26
20	Mike Akiu	10/27/1985	@ STL	W, 20-10
14	Larry Eaglin	10/7/1973	LAR	L, 26-31
10	Cris Dishman	10/2/1988	@ Phi	L, 23-32
7	Cris Dishman	9/24/1989	Buf	L, 41-47
0	Norm Evans	11/28/1965	@ KC	L, 21-52
0	Larry Onesti	12/18/1965	@ NE	L, 14-42
0	Ward Walsh	10/15/1972	@ Pit	L, 7-24
0	Eugene Seale	11/13/1989	Cin	W, 26-24
0	Bubba McDowell	10/6/1991	Den	W, 42-14
0	Keith Bulluck	9/14/2008	@ Cin	W, 24-7
0	Patrick Bailey	10/30/2011	Ind	W, 27-10

## BLOCKED/MISSED FIELD GOALS RETURNED FOR TOUCHDOWNS

Yards	Player	Date	Opp	Result
71	Ken Houston	10/15/1967	@ NYJ	T, 28-28
69	Donald Mitchell	10/21/2001	@ Det	W, 27-24
62	Mark Johnston	11/26/1961	Den	W, 45-14
58	Tony Banfield	12/9/1962	Oak	W, 32-17

## TOP PERFORMANCES: 100-YARD RUSHING GAMES

Yards	Player	Date	Opp	Att	Avg	TD
238	<b>Derrick Henry</b>	12/06/18	Jac	17	14.0	4
228	Chris Johnson	11/01/09	Jac	24	9.5	2
216	Billy Cannon	12/10/61	NYT	25	8.6	3
216	Eddie George	08/31/97	Oak	35	6.2	1
206	Earl Campbell	11/16/80	Chi	31	6.6	0
203	Earl Campbell	10/19/80	TB	33	6.2	0
203	Earl Campbell	12/21/80	Min	29	7.0	1
202	Earl Campbell	10/26/80	Cin	27	7.5	2
199	Earl Campbell	11/20/78	Mia	28	7.1	4
199	Eddie George	12/09/99	Oak	28	7.1	2
197	Chris Johnson	09/20/09	Hou	16	12.3	2
195	Earl Campbell	11/22/79	Dal	33	5.9	2
195	Chris Johnson	10/21/12	Buf	18	10.8	2
194	Gary Brown	11/21/93	Cle	34	5.7	1
190	Chris Johnson	11/27/11	TB	23	8.3	0
186	Earl Campbell	10/11/81	Sea	39	4.8	2

Yards	Player	Date	Opp	Att	Avg	TD
183	Hoyle Granger	12/04/66	SD	19	9.6	0
182	Earl Campbell	10/04/81	Cin	37	4.9	1
181	Earl Campbell	12/14/80	GB	36	5.0	2
181	Eddie George	10/08/00	Cin	36	5.0	1
179	Sid Blanks	12/13/64	NYJ	21	8.5	3
178	Earl Campbell	10/12/80	KC	38	4.7	1
178	Travis Henry	10/15/06	Was	32	5.6	1
176	Eddie George	12/17/00	Cle	34	5.2	3
175	Chris Brown	09/09/07	Jac	19	9.2	0
170	<b>Derrick Henry</b>	12/16/18	NYG	33	5.2	2
168	Chris Johnson	10/19/08	KC	18	9.3	1
167	Eddie George	10/16/00	Jac	29	5.8	1
166	Gary Brown	11/14/93	Cin	26	6.4	1
166	Earl Campbell	09/02/79	Was	32	5.2	2
160	Hoyle Granger	12/23/67	Mia	21	7.6	1
158	Earl Campbell	09/23/79	Cin	34	4.6	1

## TOP PERFORMANCES: 100-YARD RUSHING GAMES

Yards	Player	Date	Opp	Att	Avg	TD	Yards	Player	Date	Opp	Att	Avg	TD
157	Earl Campbell	11/02/80	Den	36	4.4	2	125	Lorenzo White	11/26/90	Buf	18	6.9	1
156	Lorenzo White	11/21/94	NYG	27	5.8	0	124	Hoyle Granger	11/26/67	BPA	22	5.6	1
155	Eddie George	10/17/99	NO	28	5.5	0	123	Earl Campbell	09/04/83	GB	27	4.6	3
154	Chris Johnson	11/29/09	Ari	18	8.6	1	123	Ronnie Coleman	09/15/74	SD	21	5.9	0
153	Eddie George	11/01/98	Pit	34	4.5	1	123	Eddie George	11/14/99	Cin	29	4.2	2
153	Chris Johnson	12/04/11	Buf	23	6.7	2	123	Travis Henry	10/08/06	Ind	19	6.5	0
152	Chris Brown	09/19/04	Ind	26	5.8	1	123	DeMarco Murray	10/27/16	Jax	21	5.9	1
152	Eddie George	10/06/96	Cin	26	5.8	1	123	DeMarco Murray	11/13/16	GB	17	7.2	1
151	Chris Johnson	11/23/09	Hou	29	5.2	0	122	Earl Campbell	09/06/81	LAN	27	4.5	0
150	Chris Johnson	11/03/13	StL	23	6.5	2	122	Earl Campbell	11/26/78	Cin	27	4.5	0
150	Mike Rozier	09/20/87	Buf	29	5.2	1	122	Eddie George	11/09/97	NYG	32	3.8	1
149	Earl Campbell	10/14/79	Bal	22	6.8	3	122	Mike Rozier	11/29/87	Ind	26	4.7	0
149	Rob Carpenter	11/27/77	KC	14	10.6	0	122	Chris Johnson	12/17/12	NYJ	21	5.8	1
149	LenDale White	10/19/08	KC	17	8.8	3	121	Eddie George	10/11/98	Bal	30	4.0	0
149	Lorenzo White	10/11/92	Cin	25	6.0	0	121	Herman Hunter	10/11/87	Cle	28	4.3	0
148	Chris Brown	10/11/04	GB	27	5.5	2	121	DeMarco Murray	10/09/16	Mia	27	4.5	0
147	Chris Brown	10/31/04	Cin	32	4.6	1	120	Earl Campbell	11/05/79	Mia	32	3.8	0
145	Billy Cannon	12/17/61	Oak	21	6.9	1	120	Rob Carpenter	11/13/77	Oak	19	6.3	0
144	Allen Pinkett	09/01/91	LAA	26	5.5	1	119	Fred Willis	11/12/72	Phi	21	5.7	0
144	Mike Rozier	10/25/87	Atl	29	5.0	1	118	Billy Cannon	11/05/61	Den	11	10.7	1
143	Joe Dawkins	11/22/70	Cle	22	6.5	2	117	Chris Johnson	11/14/10	Mia	17	6.9	1
143	Eddie George	09/08/96	Jac	17	8.4	1	117	Chris Johnson	12/13/09	StL	28	4.2	2
143	Travis Henry	11/19/06	Phi	18	7.9	1	117	Larry Moriarty	11/11/84	KC	29	4.0	0
142	Earl Campbell	09/19/82	Sea	30	4.7	1	116	Eddie George	10/05/97	Sea	26	4.5	0
142	Earl Campbell	09/25/83	Buf	30	4.7	1	116	Lorenzo White	12/09/90	Cle	18	6.4	4
142	Ronnie Coleman	09/12/76	TB	25	5.7	0	116	Lorenzo White	12/07/92	Chi	21	5.5	1
142	Hoyle Granger	11/12/67	Den	22	6.5	0	115	Eddie George	11/23/03	Atl	26	4.4	1
142	Skip Hicks	12/16/01	GB	17	8.4	1	115	DeMarco Murray	09/24/17	Sea	14	8.2	1
142	Chris Johnson	12/25/09	SD	21	6.8	1	115	Lorenzo White	12/03/89	Pit	23	5.0	1
142	Chris Johnson	09/12/10	Oak	27	5.3	2	114	Gary Brown	12/25/93	SF	19	6.0	0
142	Charley Tolar	09/23/62	SD	18	7.9	1	114	Rob Carpenter	09/21/80	Bal	24	4.8	1
141	Woody Campbell	12/03/67	Mia	18	7.8	1	114	Ronnie Coleman	10/23/77	Pit	26	4.4	0
141	Eddie George	12/01/96	NYJ	28	5.0	2	114	DeMarco Murray	09/25/16	Oak	16	7.1	1
141	Mike Rozier	10/09/88	KC	27	5.2	0	114	Dave Smith	10/14/62	NYT	20	5.7	1
141	Chris Johnson	09/30/12	Hou	25	5.6	0	113	Eddie George	11/28/99	Cle	26	4.3	2
141	Chris Johnson	11/04/12	Chi	16	8.8	1	113	Eddie George	10/13/02	Jac	31	3.6	1
139	Hoyle Granger	12/14/69	BPA	25	5.6	0	113	Chris Johnson	12/06/09	Ind	27	4.2	0
138	Earl Campbell	12/04/83	Mia	28	4.9	1	113	LenDale White	12/09/07	SD	30	3.8	1
138	Hoyle Granger	10/01/67	Den	20	6.9	0	112	Ode Burrell	11/28/65	KC	14	8.0	2
138	Larry Moriarty	11/18/84	NYJ	23	6.0	1	112	Earl Campbell	11/18/79	Cin	19	5.9	2
137	Earl Campbell	09/03/78	Atl	15	9.1	1	112	Ronnie Coleman	09/28/75	SD	16	7.0	1
137	Eddie George	10/25/98	Chi	21	6.5	0	112	Mike Rozier	11/15/87	Pit	29	3.9	0
136	Chris Johnson	12/07/08	Cle	19	7.2	1	112	<b>Marcus Mariota</b>	12/6/15	Jax	9	12.4	1
135	Travis Henry	12/24/06	Buf	25	5.4	0	111	Hoyle Granger	12/03/67	Mia	25	4.4	1
135	Chris Johnson	11/08/09	SF	25	5.4	2	111	Chris Johnson	10/18/10	Jax	26	4.3	1
134	Earl Campbell	12/16/79	Phi	16	8.4	1	111	Chris Johnson	12/09/10	Hou	22	5.0	1
134	Eddie George	11/19/00	Cle	36	3.7	3	110	Ronnie Coleman	10/12/75	Cle	14	7.9	0
134	Eddie George	11/08/98	TB	27	5.0	1	110	Eddie George	11/27/97	Dal	34	3.2	0
134	Chris Johnson	01/03/10	Sea	36	3.7	2	110	Charley Tolar	11/04/62	DLT	24	4.6	0
133	LenDale White	10/28/07	Oak	25	5.3	0	109	Gary Brown	12/12/93	Cle	23	4.7	0
132	Chris Johnson	11/15/09	Buf	26	5.1	2	109	Earl Campbell	12/10/79	Pit	33	3.3	0
131	<b>Derrick Henry</b>	10/16/17	Ind	19	6.9	1	109	Earl Campbell	11/30/80	Cle	27	4.0	1
131	Chris Johnson	10/10/10	Dal	19	6.9	2	109	Eddie George	10/13/96	Atl	23	4.7	0
131	Earl Campbell	09/16/79	KC	32	4.1	1	109	<b>Derrick Henry</b>	12/03/17	Hou	11	9.9	1
130	Earl Campbell	11/10/80	NE	30	4.3	2	109	Chris Johnson	09/14/08	Cin	19	5.7	0
130	Earl Campbell	12/11/83	Cle	32	4.1	1	109	Charley Tolar	09/09/62	Buf	17	6.4	1
130	Earl Campbell	10/16/83	Min	29	4.5	1	108	Earl Campbell	12/02/79	Cle	22	4.9	1
130	Eddie George	12/30/01	Cle	26	5.0	2	108	Rodney Thomas	11/05/95	Cle	17	6.4	0
130	Chris Johnson	11/13/11	Car	27	4.8	1	107	Earl Campbell	11/11/79	Oak	32	3.3	1
130	Chris Johnson	12/19/10	Hou	24	5.4	1	107	Earl Campbell	09/10/78	KC	22	4.9	2
130	Chris Johnson	11/21/10	Was	21	6.2	0	107	Earl Campbell	11/13/83	Det	28	3.8	0
129	Eddie George	12/14/97	Bal	26	5.0	0	107	Eddie George	10/18/98	Cin	25	4.3	0
128	Chris Johnson	10/18/09	NE	17	7.5	0	107	Hoyle Granger	12/16/67	SD	27	4.0	1
127	Sid Blanks	09/19/64	Oak	6	21.2	0	107	Don Hardeman	09/28/75	SD	27	4.0	1
127	Chris Johnson	12/29/13	Hou	27	4.7	1	107	Travis Henry	11/12/06	Bal	27	4.0	1
126	Mike Rozier	12/11/88	Cin	22	5.7	3	107	Roy Hopkins	10/26/69	Den	14	7.6	2
126	Chris Johnson	11/11/12	Mia	23	5.5	1	107	DeMarco Murray	10/23/16	Ind	25	4.3	1
125	Chris Johnson	09/26/10	NYG	32	3.9	2	107	Dave Smith	10/30/60	Buf	12	8.9	0
125	Eddie George	10/01/00	NYG	35	3.6	1	107	Charley Tolar	12/15/62	NYT	29	3.7	1
125	Eddie George	10/19/97	Was	31	4.0	2	106	Earl Campbell	09/15/80	Cle	18	5.9	0
125	Chris Johnson	11/27/08	Det	16	7.8	2	106	Eddie George	10/27/02	Cin	21	5.0	0

## TOP PERFORMANCES: 100-YARD RUSHING GAMES

Yards	Player	Date	Opp	Att	Avg	TD	Yards	Player	Date	Opp	Att	Avg	TD
106	Eddie George	09/07/97	Mia	23	4.6	1	101	Earl Campbell	10/09/83	Den	19	5.3	1
106	Eddie George	10/12/97	Cin	30	3.5	0	101	Woody Campbell	11/12/67	Den	16	6.3	1
106	LenDale White	11/27/08	Det	23	4.6	2	101	Ronnie Coleman	11/27/77	KC	15	6.7	0
105	Earl Campbell	10/15/78	Buf	19	5.5	0	101	Eddie George	12/03/00	Phi	32	3.2	0
105	Billy Cannon	11/06/60	Den	16	6.6	0	101	Eddie George	12/16/02	NE	31	3.3	0
105	Charley Tolar	11/11/62	Oak	28	3.8	1	101	Hoyle Granger	09/09/67	KC	13	7.8	1
104	Chris Brown	12/05/04	Ind	19	5.5	0	101	Chris Johnson	10/02/11	Cle	23	4.4	0
104	Earl Campbell	10/08/78	Oak	25	4.2	0	101	Allen Pinkett	09/08/91	Cin	21	4.8	1
104	Hoyle Granger	11/09/69	Cin	15	6.9	0	101	Charley Tolar	09/09/61	Oak	18	5.6	1
104	Hoyle Granger	12/15/68	BPA	18	5.8	2	101	Butch Woolfolk	11/03/85	KC	14	7.2	1
104	Chris Johnson	12/20/09	Mia	29	3.6	0	100	Chris Brown	09/11/04	Mia	16	6.3	0
104	Dave Smith	09/11/60	Oak	19	5.5	1	100	Gary Brown	12/19/93	Pit	20	5.0	0
104	Rodney Thomas	11/26/95	Den	13	8.0	1	100	Eddie George	09/21/03	NO	29	3.4	1
104	LenDale White	10/21/07	Hou	27	3.9	1	100	Eddie George	09/20/98	NE	23	4.3	0
103	Billy Cannon	12/15/62	NYT	9	11.4	1	100	Paul Robinson	12/16/73	Cin	20	5.0	1
103	Mike Rozier	12/27/87	Cin	20	5.2	0	100	Mike Rozier	09/04/88	Ind	25	4.0	1
103	LenDale White	12/23/07	NYJ	23	4.5	0	100	LenDale White	11/04/07	Car	31	3.2	1
102	Earl Campbell	10/29/78	Cin	18	5.7	0	100	Lorenzo White	09/06/92	Pit	13	7.7	0
102	Eddie George	12/26/99	Jac	26	3.9	0							
102	Eddie George	12/29/02	Hou	25	4.1	1							
102	Travis Henry	12/31/06	NE	21	4.9	0							
102	Larry Moriarty	12/09/84	LAN	24	4.3	1							
101	Chris Brown	09/26/04	Jac	23	4.4	1							
101	Gary Brown	09/03/95	Jac	29	3.5	0							

## TOP PERFORMANCES: 300-YARD PASSING GAMES

Yards	Player	Date	Opp	Att	Cmp	Pct	TD	Int	Rate	Yards	Player	Date	Opp	Att	Cmp	Pct	TD	Int	Rate
527	Warren Moon	12/16/90	KC	45	27	60.0	3	0	123.1	343	Warren Moon	11/04/90	LAN	43	26	60.5	1	2	74.1
492	Billy Volek	12/19/04	Oak	60	40	66.7	4	1	107.1	342	George Blanda	12/22/63	Oak	32	20	62.5	5	2	112.2
464	George Blanda	10/29/61	Buf	32	18	56.3	4	4	101.0	342	Warren Moon	10/25/92	Cin	40	27	67.5	2	1	100.2
457	Jacky Lee	10/13/61	BPA	41	27	65.9	2	2	99.3	342	Warren Moon	12/05/93	Atl	42	24	57.1	1	0	91.6
432	Warren Moon	11/10/91	Dal	56	41	73.2	0	0	95.2	341	Steve McNair	09/12/99	Cin	32	21	65.6	3	1	119.4
426	Billy Volek	12/13/04	KC	43	29	67.4	4	0	130.6	340	Lynn Dickey	11/04/73	Bal	32	22	68.8	3	2	108.9
423	Warren Moon	10/13/91	NYJ	50	35	70.0	2	2	92.3	339	Warren Moon	12/15/85	Cle	48	22	45.8	2	2	66.2
421	Steve McNair	10/12/03	Hou	27	18	66.7	3	0	146.8	338	Pete Beathard	11/16/69	Den	41	20	48.8	1	1	75.1
418	George Blanda	11/19/61	NYT	32	20	62.5	7	1	132.8	338	Cody Carlson	11/26/92	Det	33	24	72.7	1	2	90.2
414	Warren Moon	12/23/89	Cle	51	32	62.7	2	1	93.1	338	Warren Moon	09/24/89	Buf	42	28	66.7	1	2	79.3
413	Pete Beathard	09/09/68	KC	48	23	47.9	2	3	65.7	334	Steve McNair	11/25/01	Pit	37	23	62.2	2	2	87.0
402	Ryan Fitzpatrick	12/15/13	Ari	58	36	62.1	4	2	91.3	334	Steve McNair	12/01/02	NYG	43	30	69.8	3	0	115.8
399	Warren Moon	11/17/91	Cle	44	31	70.5	3	1	111.8	334	Warren Moon	10/06/91	Den	31	19	61.3	2	1	106.1
398	Steve McNair	09/29/02	Oak	46	32	69.6	2	4	74.4	334	Billy Volek	11/14/04	Chi	44	27	61.4	2	1	90.5
398	Warren Moon	10/05/86	Det	38	21	55.3	1	3	67.7	331	Jacky Lee	11/25/60	BPA	38	21	55.3	1	0	93.2
397	Warren Moon	09/09/90	Atl	52	31	59.6	4	2	93.2	330	Cody Carlson	12/13/92	GB	36	25	69.4	0	2	75.0
393	George Blanda	11/01/64	Buf	68	37	54.4	1	3	58.0	330	Warren Moon	12/08/85	NYG	47	26	55.3	2	2	73.9
388	Ken Stabler	11/23/80	NYJ	51	33	64.7	4	4	81.2	330	Warren Moon	09/06/92	Pit	45	29	64.4	2	5	61.6
387	Vince Young	11/29/09	Ari	43	27	62.8	1	0	99.7	329	Dan Pastorini	10/17/76	SD	39	25	64.1	3	1	105.6
386	George Blanda	09/16/62	BPA	36	20	55.6	3	4	81.3	329	Don Trull	11/13/66	BPA	45	23	51.1	3	0	97.4
381	Warren Moon	10/28/90	NYJ	43	30	69.8	1	0	104.9	328	George Blanda	11/06/64	BPA	44	20	45.5	2	1	76.7
378	Jake Locker	09/23/12	Det	42	29	69.0	2	0	113.0	327	Warren Moon	11/29/87	Ind	44	24	54.5	3	2	82.3
377	Gifford Nielsen	12/20/81	Pit	37	24	64.9	3	2	103.1	326	Jake Locker	10/20/13	SF	41	25	61.0	2	1	92.1
371	<b>Marcus Mariota</b>	11/08/15	NO	39	28	71.8	4	0	135.7	324	Warren Moon	11/24/91	Pit	48	24	50.0	2	5	46.2
369	Warren Moon	10/14/90	Cin	33	21	63.6	5	1	128.7	322	Warren Moon	11/18/90	Cle	32	24	75.0	5	0	146.1
369	Warren Moon	11/07/93	Sea	55	36	65.5	2	2	81.6	321	Warren Moon	10/18/92	Den	39	23	59.0	2	1	91.9
367	<b>Marcus Mariota</b>	09/27/15	Ind	44	27	61.4	2	2	84.2	320	Ryan Fitzpatrick	11/24/13	Oak	42	30	71.4	2	0	109.2
366	George Blanda	11/13/60	LAC	55	31	56.4	3	4	64.7	317	Warren Moon	10/15/89	Chi	26	16	61.5	2	2	97.8
365	Warren Moon	09/09/84	Ind	43	23	53.5	0	0	82.0	315	Warren Moon	09/08/91	Cin	37	22	59.5	1	1	84.9
364	Warren Moon	12/22/85	Ind	40	22	55.0	2	2	81.7	315	Jerry Rhome	12/13/70	Cin	54	27	50.0	2	2	65.0
361	Warren Moon	09/13/92	Ind	39	29	74.4	2	0	119.7	314	Pete Beathard	10/20/69	NYJ	47	23	48.9	1	3	51.2
360	Steve McNair	10/05/03	NE	45	23	51.1	0	1	68.8	313	<b>Marcus Mariota</b>	11/06/16	SD	43	27	62.8	3	2	88.6
358	Matt Hasselbeck	09/18/11	Bal	42	30	71.4	1	1	95.1	312	George Blanda	10/25/64	SD	37	22	59.5	1	2	73.3
356	Warren Moon	10/21/84	SF	33	25	75.8	2	2	105.1	311	Matt Hasselbeck	09/25/11	Den	36	27	75.0	2	0	119.1
355	Warren Moon	09/30/90	SD	46	27	58.7	2	1	88.6	310	Steve McNair	12/18/05	Sea	38	23	60.5	2	0	104.1
355	Neil O'Donnell	10/03/99	SF	40	20	50.0	2	1	87.0	310	Warren Moon	11/09/86	Cin	44	25	56.8	1	0	86.4
354	Dan Pastorini	10/20/74	STL	40	26	65.0	1	0	101.5	310	Warren Moon	09/26/93	LAN	42	19	45.2	1	2	58.6
352	Chris Chandler	09/24/95	Cin	26	23	88.5	4	0	158.3	310	Warren Moon	09/13/87	LAN	43	21	48.8	2	2	68.9
351	George Blanda	12/03/61	SD	33	20	60.6	4	1	123.9	310	Neil O'Donnell	09/19/99	Cle	40	31	77.5	1	0	107.3
350	George Blanda	12/17/61	Oak	31	18	58.1	4	2	110.2	309	Jake Locker	12/02/12	Hou	45	21	46.7	1	3	49.2
350	Matt Hasselbeck	12/24/11	Jac	40	24	60.0	1	2	76.0	308	George Blanda	09/22/63	NYJ	37	25	67.6	1	2	79.6
348	Archie Manning	09/04/83	GB	34	22	64.7	1	2	83.9	308	George Blanda	11/07/65	Oak	60	27	45.0	2	3	51.3
345	Zach Mettenberger	11/23/14	Phi	39	20	51.3	2	1	88.1	308	Steve McNair	12/08/96	Jac	37	24	64.9	1	1	88.6
345	Warren Moon	11/05/89	Det	38	30	78.9	2	1	111.1	308	Warren Moon	09/23/90	Ind	39	29	74.4	3	1	111.9
344	<b>Marcus Mariota</b>	09/30/18	Phi	43	30	69.8	2	1	99.4	306	<b>Marcus Mariota</b>	11/16/17	Pit	33	22	66.7	1	4	66.8
343	Steve McNair	11/27/05	SF	41	23	56.1	3	1	97.9	306	<b>Marcus Mariota</b>	10/16/17	Ind	32	23	71.9	1	1	99.2



## TOP PERFORMANCES: 300-YARD PASSING GAMES

Yards	Player	Date	Opp	Att	Cmp	Pct	TD	Int	Rate
306	Warren Moon	12/16/84	Cle	31	19	61.3	0	0	94.3
305	Vince Young	11/19/07	Den	41	26	63.4	1	2	73.7
304	George Blanda	10/24/65	KC	33	19	57.6	5	0	128.0
304	Warren Moon	10/26/86	LAA	46	18	39.1	0	4	26.0
303	George Blanda	09/25/66	Buf	54	23	42.6	2	5	34.7
303	<b>Marcus Mariota</b>	11/26/18	Hou	23	22	95.7	2	0	147.7
303	Warren Moon	12/02/84	Pit	45	27	60.0	1	3	59.8
302	Steve McNair	12/09/01	Min	33	25	75.8	2	0	123.5
300	George Blanda	10/02/66	Den	37	15	40.5	5	2	86.7
300	Archie Manning	09/18/83	Pit	35	16	45.7	1	4	45.8
300	Warren Moon	11/26/90	Buf	22	16	72.7	2	0	145.1

Yards	Player	Date	Opp	Att	Cmp	Pct	TD	Int	Rate
300	Kerry Collins	01/02/11	Ind	39	28	71.8	2	0	111.1

## TOP PERFORMANCES: 100-YARD RECEIVING GAMES

Yards	Player	Date	Opp	Rec	Avg	TD
272	Charlie Hennigan	10/13/61	BPA	13	20.9	1
245	Haywood Jeffries	12/16/90	KC	9	27.2	1
233	Drew Bennett	12/13/04	KC	12	19.4	3
232	Charlie Hennigan	10/29/61	Buf	9	25.8	2
225	Kenny Britt	10/24/10	Phi	7	32.1	3
214	Charlie Hennigan	12/03/61	SD	10	21.4	3
210	Drew Hill	12/22/85	Ind	9	23.3	2
202	Charlie Hennigan	09/16/62	BPA	8	25.3	2
197	Tim Smith	09/04/83	GB	8	24.6	1
188	Charlie Hennigan	09/27/64	Den	11	17.1	0
186	Charlie Hennigan	09/22/63	NYJ	9	20.7	1
186	Haywood Jeffries	10/13/91	NYJ	13	14.3	0
186	Derrick Mason	01/06/02	Cin	9	20.7	2
185	Drew Hill	11/09/86	Cin	10	18.5	0
182	Charley Frazier	09/19/65	BPA	6	30.3	2
182	Bill Groman	11/20/60	Den	3	60.7	2
181	Charlie Hennigan	11/29/64	BPA	12	15.1	0
180	Ken Burrough	11/06/77	Chi	6	30.0	2
179	Mike Montgomery	10/20/74	StL	9	19.9	1
177	Ken Burrough	11/02/75	KC	7	25.3	2
177	Derrick Mason	10/12/03	Hou	6	29.5	3
171	Bill Groman	11/25/60	BPA	9	19.0	1
169	Jared Cook (TE)	12/24/11	Jac	8	21.1	1
167	Tim Smith	12/16/84	Cle	7	23.9	0
162	Kevin Dyson	09/12/99	Cin	9	18.0	2
161	<b>Corey Davis</b>	09/30/18	Phi	9	17.9	1
160	Drew Bennett	12/19/04	Oak	13	12.3	2
160	Charlie Hennigan	11/01/64	Buf	12	13.3	0
159	Tim Smith	09/16/84	SD	5	31.8	1
158	Charley Frazier	11/13/66	BPA	6	26.3	2
156	Ernest Givins	11/16/86	Pit	8	19.5	1
155	<b>Delanie Walker</b>	11/23/14	Phi	5	31.0	0
155	Ernest Givins	10/05/86	Det	5	31.0	0
155	Bill Groman	11/06/60	Den	7	22.1	2
154	Charley Frazier	10/02/66	Den	5	30.8	3
152	Bill Groman	11/19/61	NYT	5	30.4	3
151	Ernest Givins	10/06/91	Den	5	30.2	0
150	Dave Casper (TE)	11/30/80	Cle	7	21.4	1
150	Bill Groman	12/18/60	BPA	7	21.4	0
150	Jerry LeVias	11/16/69	Den	7	21.4	1
150	Tim Smith	12/11/83	Cle	7	21.4	2
150	Kendall Wright	12/15/13	Ari	12	12.5	0
148	Drew Bennett	11/14/04	Chi	6	24.7	1
148	Drew Hill	10/30/88	Was	9	16.4	3
147	Justin Gage	11/16/08	Jac	4	36.8	2
147	Chris Sanders	11/26/95	Den	5	29.4	2
147	Tim Smith	09/25/83	Buf	11	13.4	0
145	Ken Burrough	11/03/74	NYJ	7	20.7	0
145	Charlie Hennigan	09/09/62	Buf	10	14.5	2
145	Charlie Hennigan	10/25/64	SD	8	18.1	2
144	Drew Hill	11/17/91	Cle	11	13.1	2
143	Kenny Britt	12/09/12	Ind	8	17.9	0
143	Charley Frazier	11/06/64	BPA	9	15.9	1
143	Charlie Joiner	12/13/70	Cin	6	23.8	2
143	Yancey Thigpen	10/03/99	SF	6	23.8	1

Yards	Player	Date	Opp	Rec	Avg	TD
142	<b>Delanie Walker</b>	09/14/14	Dal	10	14.2	1
141	Drew Hill	12/23/89	Cle	10	14.1	2
140	Bill Groman	10/16/60	DLT	10	14.0	1
139	Dave Casper (TE)	12/20/81	Pit	6	23.2	3
139	Willard Dewveall (TE)	11/25/62	SD	3	46.3	2
139	Drew Hill	11/13/88	Sea	8	17.4	1
139	Haywood Jeffries	11/28/93	Pit	7	19.9	1
138	Charlie Hennigan	10/17/64	NYJ	8	17.3	1
138	Drew Hill	10/26/86	LAA	7	19.7	0
138	Billy Johnson	12/18/77	Cin	6	23.0	1
137	Willard Dewveall (TE)	12/22/63	Oak	7	19.6	2
137	Derrick Mason	12/14/03	Buf	9	15.2	0
136	Kenny Britt	09/11/11	Jax	5	27.2	2
136	Ken Burrough	10/17/76	SD	5	27.2	2
135	Kenny Britt	09/18/11	Bal	9	15.0	1
135	Webster Slaughter	11/07/93	Sea	9	15.0	1
134	Bill Groman	11/05/61	Den	3	44.7	2
134	Drew Hill	11/29/87	Ind	7	19.1	2
133	Curtis Duncan	10/18/92	Den	5	26.6	0
133	Charlie Hennigan	09/14/63	Den	4	33.3	0
133	Derrick Mason	12/01/03	NYJ	11	12.1	1
132	Drew Hill	10/27/85	StL	6	22.0	1
132	Alvin Reed (TE)	10/27/68	Buf	4	33.0	2
132	Kendall Wright	11/30/14	Hou	7	18.9	1
131	Sid Blanks (RB)	09/12/64	SD	13	10.1	0
131	Nate Washington	09/22/13	SD	8	16.4	0
130	Curtis Duncan	11/18/90	Cle	7	18.6	1
130	Charlie Hennigan	10/17/65	Den	7	18.6	0
130	Butch Woolfolk (RB)	12/01/85	Cin	9	14.4	1
130	Nate Washington	12/11/11	NO	6	21.7	1
129	Ken Burrough	12/21/75	Cle	5	25.8	1
129	Mac Haik	12/07/68	Buf	6	21.5	1
129	Drew Hill	12/01/85	Cin	7	18.4	0
129	Drew Hill	10/27/91	Cin	6	21.5	1
128	Kenny Britt	12/19/10	Hou	6	21.3	0
128	Kenny Britt	11/29/09	Ari	7	18.3	1
128	Charley Frazier	09/25/66	Buf	6	21.3	1
128	Ernest Givins	10/08/89	NE	5	25.6	0
128	Drew Hill	10/15/89	Chi	5	25.6	1
128	Mike Holston	12/20/81	Pit	5	25.6	0
127	Billy Parks	11/04/73	Bal	5	25.4	1
127	Chris Sanders	12/08/96	Jac	7	18.1	0
126	Ernest Givins	11/22/87	Cle	3	42.0	1
125	<b>Corey Davis</b>	11/11/18	NE	7	17.9	1
125	Tim Smith	12/15/85	Cle	7	17.9	1
124	Drew Bennett	12/05/04	Ind	3	41.3	3
124	<b>Delanie Walker</b>	11/13/16	GB	9	13.8	1
124	Oliver Williams	10/18/87	NE	9	13.8	1
124	Roydell Williams	10/21/07	Hou	5	24.8	0
124	Butch Woolfolk (RB)	10/06/85	Den	8	15.5	1
123	Ken Burrough	11/18/79	Cin	6	20.5	0
123	Bill Groman	10/22/61	DLT	4	30.8	2
123	Charlie Hennigan	12/17/61	Oak	5	24.6	0
123	Charlie Hennigan	11/19/61	NYT	8	15.4	1
123	Charlie Hennigan	09/28/63	Buf	8	15.4	3

# TOP PERFORMANCES: 100-YARD RECEIVING GAMES

Yards	Player	Date	Opp	Rec	Avg	TD	Yards	Player	Date	Opp	Rec	Avg	TD
123	Drew Hill	09/23/90	Ind	10	12.3	0	108	Ernest Givins	09/11/88	LAA	9	12.0	1
123	Webster Slaughter	12/24/94	NYJ	8	15.4	0	108	Ernest Givins	12/14/86	Min	6	18.0	1
122	Ken Burrough	12/19/71	SD	4	30.5	1	108	Ronnie Harmon (RB)	11/10/96	NO	7	15.4	1
122	Billy Cannon (RB)	11/19/61	NYT	7	17.4	3	108	Charlie Hennigan	10/22/61	DLT	4	27.0	1
122	Charlie Hennigan	12/08/63	BPA	9	13.6	2	108	Webster Slaughter	12/05/93	Atl	8	13.5	1
122	Haywood Jeffires	11/24/91	Pit	8	15.3	1	108	Tim Smith	12/02/84	Pit	7	15.4	0
122	Jerry LeVias	10/26/69	Den	4	30.5	1	107	Ken Burrough	10/10/76	Den	5	21.4	0
122	Derrick Mason	12/02/01	Cle	3	40.7	2	107	Billy Cannon (RB)	12/02/62	Den	5	21.4	2
122	Rishard Matthews	11/20/16	Ind	9	13.6	0	107	Ernest Givins	09/26/93	LAN	3	35.7	1
122	Alvin Reed (TE)	09/29/68	Oak	8	15.3	0	107	Drew Hill	11/15/87	Pit	4	26.8	1
121	Derrick Mason	12/19/04	Oak	9	13.4	1	107	Derrick Mason	12/16/01	GB	8	13.4	1
120	Dave Casper (TE)	12/21/80	Min	7	17.1	1	107	Alvin Reed (TE)	09/09/68	KC	4	26.8	0
120	Tim Smith	12/08/85	NYG	7	17.1	1	107	Tim Smith	11/11/84	KC	8	13.4	0
120	Butch Woolfolk (RB)	09/08/85	Mia	3	40.0	1	107	Damian Williams	11/13/11	Car	5	21.4	1
119	Charley Frazier	11/20/66	Buf	4	29.8	1	106	Drew Bennett	09/10/06	NYJ	8	13.3	0
119	Ernest Givins	12/18/88	Cle	6	19.8	0	106	Ken Burrough	12/03/72	Atl	4	26.5	0
119	Dorial Green-Beckham	12/06/15	Jax	5	23.8	1	106	Charley Frazier	10/20/63	Buf	3	35.3	1
119	Charlie Hennigan	09/19/64	Oak	7	17.0	1	106	Bill Groman	10/09/60	NYT	6	17.7	0
119	Alvin Reed (TE)	10/20/69	NYJ	7	17.0	0	106	Gary Wellman	01/02/94	NYJ	8	13.3	0
118	Ernest Givins	11/20/88	Pho	5	23.6	2	106	Lorenzo White (RB)	09/13/92	Ind	4	26.5	1
118	Derrick Mason	09/15/02	Dal	7	16.9	0	105	Mike Barber (TE)	11/10/80	NE	3	35.0	1
117	Ken Burrough	11/04/73	Bal	7	16.7	0	105	Drew Bennett	09/21/03	NO	8	13.1	1
117	Ernest Givins	09/13/87	LAN	6	19.5	1	105	Kenny Britt	10/04/09	Jac	7	15.0	0
117	Bill Groman	11/12/61	BPA	6	19.5	1	105	Chris Brown (RB)	11/27/05	SF	3	35.0	1
117	Haywood Jeffires	09/06/92	Pit	7	16.7	0	105	Rishard Matthews	12/18/16	KC	4	26.3	0
117	Nate Washington	12/22/13	Jac	6	19.5	1	105	Carl Pickens	09/24/00	Pit	2	52.5	0
117	Nate Washington	11/21/10	Was	5	23.4	0	105	Bo Scaife (TE)	09/07/08	Jac	6	17.5	0
117	Nate Washington	10/31/10	SD	4	29.3	1	105	Nate Washington	09/29/13	NYJ	4	26.3	2
116	Derrick Mason	12/01/02	NYG	12	9.7	1	105	Lorenzo White (RB)	12/20/92	Cle	6	17.5	0
116	Ben Troupe (TE)	12/18/05	Sea	6	19.3	0	104	Kevin Dyson	09/10/00	KC	6	17.3	1
115	Drew Bennett	11/12/06	Bal	6	19.2	0	104	Justin Gage	12/30/07	Ind	7	14.9	0
115	Bill Groman	09/11/60	Oak	6	19.2	1	104	Justin Gage	12/21/08	Pit	5	20.8	1
115	Nate Washington	11/20/11	Atl	9	12.8	2	104	Ernest Givins	10/16/88	Pit	5	20.8	1
114	Jim Beirne	11/09/69	Cin	6	19.0	2	104	Leonard Harris	10/11/87	Cle	6	17.3	0
114	Billy Cannon (RB)	12/10/61	NYT	5	22.8	2	104	Charlie Hennigan	11/15/64	Oak	6	17.3	0
114	Drew Hill	12/21/86	Buf	5	22.8	0	104	Billy Johnson	11/28/76	Atl	5	20.8	1
114	Justin Hunter	12/08/13	Den	4	28.5	1	104	Derrick Mason	09/19/04	Ind	8	13.0	0
114	Derrick Mason	11/25/01	Pit	7	16.3	0	104	Chris Sanders	09/24/95	Cin	2	52.0	2
114	Rishard Matthews	01/01/17	Hou	9	12.7	1	104	<b>Taywan Taylor</b>	12/02/18	NYJ	3	34.7	0
114	Bob McLeod (TE)	12/09/62	Oak	5	22.8	1	103	Jim Beirne	11/28/68	KC	4	25.8	1
113	Drew Bennett	12/10/06	Hou	6	18.8	0	103	Drew Hill	12/08/85	NYG	6	17.2	0
113	Dorial Green-Beckham	12/20/15	NE	6	18.8	0	103	Haywood Jeffires	09/11/94	Dal	6	17.2	0
113	Charlie Hennigan	09/09/61	Oak	4	28.3	1	103	Derrick Mason	10/01/00	NYG	6	17.2	1
113	Charlie Hennigan	11/25/60	BPA	7	16.1	0	103	Jared Cook (TE)	12/18/11	Ind	9	11.4	0
113	Drew Hill	11/24/88	Dal	9	12.6	1	103	Kendall Wright	11/24/13	Oak	6	17.2	1
114	Rishard Matthews	11/16/17	Pit	5	22.6	1	102	Dave Casper (TE)	12/19/82	Phi	5	20.4	1
112	Ken Burrough	12/14/75	Oak	4	28.0	2	102	Willie Frazier (TE)	11/06/64	BPA	2	51.0	1
112	Pat Coleman	09/25/94	Cin	4	28.0	0	102	Ernest Givins	11/23/86	Ind	7	14.6	0
112	Kevin Dyson	11/25/01	Pit	4	28.0	1	102	Bill Groman	10/23/60	NYT	5	20.4	3
112	John White (TE)	09/24/61	SD	6	18.7	1	102	Drew Hill	11/26/90	Buf	6	17.0	0
112	Nate Washington	09/23/12	Det	3	37.3	1	102	Drew Hill	12/13/87	NO	4	25.5	0
111	Ken Burrough	10/26/75	Det	3	37.0	1	102	Chris Sanders	12/01/96	NYJ	3	34.0	1
111	Charlie Hennigan	11/22/64	KC	8	13.9	2	102	Tim Smith	09/09/84	Ind	6	17.0	0
110	Kevin Dyson	12/02/01	Cle	6	18.3	0	102	Yancey Thigpen	09/27/98	Jac	6	17.0	2
110	Charlie Hennigan	11/13/60	LAC	8	13.8	0	102	Nate Washington	12/14/14	NYJ	6	17.0	0
110	Jerry LeVias	12/06/69	NYJ	9	12.2	1	101	Ernest Givins	10/14/90	Cin	6	16.8	1
110	Webster Slaughter	09/18/94	Buf	4	27.5	0	101	Bill Groman	12/10/61	NYT	5	20.2	0
109	Drew Bennett	10/03/04	SD	9	12.1	0	101	Bill Groman	12/11/60	Buf	3	33.7	1
109	Ken Burrough	11/11/79	Oak	3	36.3	2	101	Charlie Hennigan	10/01/61	DLT	3	33.7	1
109	Eddie George (RB)	11/26/00	Jac	7	15.6	0	101	Charlie Hennigan	09/07/63	Oak	7	14.4	1
109	Ernest Givins	09/09/90	Atl	4	27.3	2	101	Drew Hill	11/05/89	Det	9	11.2	1
109	Bill Groman	10/13/61	BPA	5	21.8	1	101	Drew Hill	11/08/87	SF	4	25.3	0
109	Charlie Hennigan	09/24/61	SD	6	18.2	0	101	Mike Holston	11/29/81	Atl	8	12.6	1
109	Charlie Hennigan	10/08/61	Buf	4	27.3	0	101	Roy Hopkins (RB)	11/08/70	KC	6	16.8	0
109	Drew Hill	12/20/87	Pit	4	27.3	2	101	Brandon Jones	12/24/06	Buf	5	20.2	1
109	Drew Hill	12/27/87	Cin	6	18.2	0	101	Jerry LeVias	11/29/70	Den	3	33.7	2
109	Justin Hunter	11/24/13	Oak	6	18.2	1	101	Jerry LeVias	11/23/69	Mia	4	25.3	1
109	Derrick Mason	09/08/02	Phi	7	15.6	0	101	Chris Sanders	10/18/98	Cin	3	33.7	0
109	<b>Delanie Walker</b>	11/19/15	Jac	8	13.6	0	101	<b>Tajae Sharpe</b>	10/21/18	LAC	7	14.4	0
108	Willard Dewveall (TE)	12/17/61	Oak	3	36.0	2	101	Tim Smith	10/21/84	SF	6	16.8	1

## TOP PERFORMANCES: 100-YARD RECEIVING GAMES

Yards	Player	Date	Opp	Rec	Avg	TD	Yards	Player	Date	Opp	Rec	Avg	TD
101	Kendall Wright	09/13/15	TB	4	25.3	1	100	Chris Johnson (RB)	11/15/09	Buf	9	11.1	0
100	Dave Casper (TE)	11/28/82	NE	6	16.7	1	100	Charlie Joiner	10/25/70	SD	5	20.0	1
100	Curtis Duncan	12/13/92	GB	6	16.7	0	100	Chris Sanders	12/19/99	Atl	5	20.0	1
100	Charley Frazier	09/03/66	Den	6	16.7	3	100	Chris Sanders	12/14/97	Bal	7	14.3	0
100	Ernest Givins	10/25/92	Cin	8	12.5	1	100	Chris Sanders	10/13/96	Atl	4	25.0	1
100	Ernest Givins	11/26/92	Det	4	25.0	0	100	Frank Wycheck (TE)	10/21/01	Det	7	14.3	1
100	Bill Groman	10/29/61	Buf	2	50.0	2							
100	Drew Hill	11/20/88	Pho	5	20.0	1							

## CAREER 100-YARD RECEIVING GAMES

No.	Player	W-L-T
26	Charlie Hennigan	12-14-0
24	Drew Hill	15-9-0
18	Ernest Givins	7-11-0
14	Ken Burrough	12-2-0
13	Derrick Mason	7-6-0
10	Tim Smith	3-7-0
9	Drew Bennett	3-6-0
9	Nate Washington	4-5-0
8	Charles Frazier	3-5-0
8	Bill Groman	8-0-0
8	Chris Sanders	6-2-0
7	Kenny Britt	4-3-0
6	Haywood Jeffires	3-3-0
5	Jerry LeVias	3-1-1
5	Kendall Wright	3-2-0
4	Kevin Dyson	3-1-0
4	Rishard Matthews	2-2-0
4	Alvin Reed	1-3-0
4	Webster Slaughter	2-2-0
4	<b>Delanie Walker</b>	1-3-0
3	Curtis Duncan	1-2-0
3	Justin Gage	3-0-0
2	Mike Barber	2-0-0
2	Jim Bierne	0-1-1
2	Jared Cook	1-1-0
2	<b>Corey Davis</b>	2-0-0
2	Willard Dewveall	1-1-0
2	Dorial Green-Beckham	1-1-0
2	Justin Hunter	1-1-0
2	Billy Johnson	2-0-0
2	Charlie Joiner	0-1-1
2	Yancey Thigpen	0-2-0
2	Lorenzo White	2-0-0
2	Butch Woolfolk	1-1-0
1	Sid Blanks	0-1-0
1	Chris Brown	1-0-0
1	Pat Coleman	1-0-0
1	Willie Fraizer	1-0-0
1	Eddie George	0-1-0
1	Mac Haik	1-0-0
1	Ronnie Harmon	1-0-0
1	Leonard Harris	1-0-0
1	Mike Holston	0-1-0
1	Roy Hopkins	0-1-0
1	Chris Johnson	1-0-0
1	Brandon Jones	1-0-0
1	Mike Montgomery	0-1-0
1	Dave Parks	1-0-0
1	Carl Pickens	1-0-0
1	Bo Scaife	1-0-0
1	<b>Tajae Sharpe</b>	0-1-0
1	<b>Taywan Taylor</b>	1-0-0
1	Ben Troupe	0-1-0
1	Gary Wellman	1-0-0
1	John White	0-1-0
1	Damian Williams	1-0-0
1	Oliver Williams	0-1-0
1	Roydell Williams	1-0-0
1	Frank Wycheck	1-0-0

## CAREER 100-YARD RUSHING GAMES

No.	Player	W-L-T
39	Earl Campbell	28-11-0
36	Eddie George	30-6-0
35	Chris Johnson	26-9-0
11	Hoyle Granger	8-2-1
8	Mike Rozier	6-2-0
7	Chris Brown	4-3-0
7	LenDale White	6-1-0
7	Lorenzo White	4-3-0
6	Gary Brown	6-0-0
6	Ronnie Coleman	5-1-0
6	DeMarco Murray	4-2-0
6	Charlie Tolar	6-0-0
6	Travis Henry	3-3-0
5	Billy Cannon	5-0-0
4	<b>Derrick Henry</b>	4-0-0
3	Rob Carpenter	2-1-0
3	Larry Moriarty	2-1-0
3	Dave Smith	3-0-0
2	Sid Blanks	2-0-0
2	Woody Campbell	2-0-0
2	Allen Pinkett	2-0-0
2	Rodney Thomas	2-0-0
1	Ode Burrell	0-1-0
1	Joe Dawkins	0-1-0
1	Don Hardeman	1-0-0
1	Skip Hicks	1-0-0
1	Roy Hopkins	1-0-0
1	<b>Marcus Mariota</b>	1-0-0
1	Paul Robinson	0-1-0
1	Fred Willis	0-1-0
1	Butch Woolfolk	1-0-0

## CAREER 300-YARD PASSING GAMES

No.	Player	W-L-T
38	Warren Moon	20-18-0
15	George Blanda	5-10-0
10	Steve McNair	4-6-0
7	<b>Marcus Mariota</b>	3-4-0
3	Matt Hasselbeck	3-0-0
3	Jake Locker	1-2-0
3	Billy Volek	0-3-0
3	Dan Pastorini	0-3-0
2	Cody Carlson	1-1-0
2	Ryan Fitzpatrick	1-1-0
2	Jacky Lee	1-0-1
2	Archie Manning	0-2-0
2	Neil O'Donnell	1-1-0
2	Vince Young	1-1-0

No.	Player	W-L-T
1	Pete Beathard	0-0-1
1	Chris Chandler	1-0-0
1	Kerry Collins	0-1-0
1	Lynn Dickey	1-0-0
1	Zach Mettenberger	0-1-0
1	Gifford Nielsen	1-0-0
1	Jerry Rhome	0-1-0
1	Ken Stabler	0-1-0
1	Don Trull	0-1-0

## TOP PERFORMANCES BY TEAMMATES

### GAMES WITH MORE THAN ONE 100-YARD RUSHER

Dec. 15, 1962	@ New York, Billy Cannon (9-103) and Charlie Tolar (29-107)
Nov. 12, 1967	@ Denver, Woody Campbell (16-101) and Hoyle Granger (22-142)
Dec. 3, 1967	vs. Miami, Woody Campbell (18-141) and Hoyle Granger (25-111)
Sep. 28, 1975	vs. San Diego, Ronnie Coleman (16-112) and Don Hardeman (27-107)
Nov. 27, 1977	vs. Kansas City, Rob Carpenter (14-149) and Ronnie Coleman (15-101)
Oct. 19, 2008	@ Kansas City, Chris Johnson (18-168) and LenDale White (17-149)
Nov. 27, 2008	@ Detroit, Chris Johnson (16-125) and LenDale White (23-106)

### GAMES WITH MORE THAN ONE 100-YARD RECEIVER

Nov. 25, 1960	@ Boston, Bill Groman (9-171) and Charlie Hennigan (7-113)
Sep. 24, 1961	@ San Diego, Charlie Hennigan (6-109) and John White (6-112)
Oct. 13, 1961	@ Boston, Bill Groman (8-148) and Charlie Hennigan (13-272)
Oct. 22, 1961	vs. Dallas, Bill Groman (4-123) and Charlie Hennigan (4-108)
Sep. 12, 1964	@ San Diego, Sid Banks (12-131) and Charlie Hennigan (7-104)
Nov. 6, 1964	@ Boston, Charles Frazier (9-143) and Willie Frazier (2-102)
Nov. 4, 1973	@ Baltimore, Ken Burrough (7-117) and Dave Parks (5-127)
Nov. 20, 1978	vs. Miami, Mike Barber (4-112) and Ken Burrough (6-103)
Nov. 20, 1988	vs. Phoenix, Ernest Givens (5-118) and Drew Hill (5-100)
Nov. 25, 2001	vs. Pittsburgh, Kevin Dyson (4-112) and Derrick Mason (7-114)
Dec. 2, 2001	@ Cleveland, Kevin Dyson (6-110) and Derrick Mason (3-122)
Dec. 19, 2004	@ Oakland, Derrick Mason (9-121) and Drew Bennett (13-160)
Nov. 24, 2013	@ Oakland, Justin Hunter (6-109) and Kendall Wright (6-103)

### GAMES WITH 300-YARD PASSER, TWO 100-YARD RECEIVERS

Nov. 25, 1960	at Boston, Jackie Lee (331 yards passing), Bill Groman (171 receiving), Charlie Hennigan (113 receiving)
Oct. 13, 1961	at Boston, Jacky Lee (457 yards passing), Charlie Hennigan (272 receiving), Bill Groman (148 receiving)
Nov. 6, 1964	at Boston, George Blanda (328 yards passing), Charles Frazier (143 receiving), Willie Frazier (102 receiving)
Nov. 4, 1973	at Baltimore, Lynn Dickey (340 yards passing), Dave Parks (127 receiving), Ken Burrough (117 receiving)
Nov. 25, 2001	vs. Pittsburgh, Steve McNair (334 yards passing), Derrick Mason (114 receiving), Kevin Dyson (112 receiving)
Dec. 19, 2004	at Oakland, Billy Volek (492 yards passing), Drew Bennett (160 receiving), Derrick Mason (121 receiving)
Nov. 24, 2013	at Oakland, Ryan Fitzpatrick (320 yards passing), Justin Hunter (109 receiving), Kendall Wright (103 receiving)



## TOP PERFORMANCES BY TEAMMATES

### GAMES WITH 100-YARD RUSHER, 100-YARD RECEIVER & 300-YARD PASSER

Dec. 17, 1961	at Oakland, George Blanda (350 yards passing), Billy Cannon (145 rushing), Charlie Hennigan (123 receiving), Willard Dewveall (108 receiving)
Sep. 4, 1983	vs. Green Bay, Archie Manning (348 yards passing), Earl Campbell (123 rushing), Tim Smith (197 receiving)
Nov. 29, 1987	at Indianapolis, Warren Moon (327 yards passing), Mike Rozier (122 rushing), Drew Hill (134 receiving)
Nov. 26, 1990	vs. Buffalo, Warren Moon (300 yards passing), Lorenzo White (125 rushing), Drew Hill (102 receiving)
Sep. 6, 1992	vs. Pittsburgh, Warren Moon (330 yards passing), Lorenzo White (100 rushing) and Haywood Jeffires (117 receiving)
Nov. 29, 2009	vs. Arizona, Vince Young (387 yards passing), Chris Johnson (154 rushing) and Kenny Britt (128 receiving)

## LARGEST WIN/LOSS MARGINS

### LARGEST MARGIN OF VICTORY

MARGIN	SCORE	DATE	OPPONENT
1. 55 points	55-0	9/9/61	OAKLAND
2. 47 points	47-0	11/6/77	CHICAGO
3. 44 points	58-14	12/9/90	CLEVELAND
4. 42 points	55-13	11/5/61	at Denver
5. 40 points	47-7	12/13/09	ST. LOUIS
6. 39 points	56-17	10/14/62	N.Y. TITANS
7. 38 points	45-7	9/3/66	DENVER
8. 37 points	47-10	11/27/08	at Detroit
9. 36 points	49-13	11/19/61	N.Y. TITANS
10. 35 points	41-6	12/11/88	CINCINNATI
35 points	38-3	11/14/93	at Cincinnati
12. 34 points	37-3	11/11/12	at Miami
34 points	44-10	12/15/62	at N.Y. Titans
13. 32 points	35-3	12/10/00	CINCINNATI
32 points	35-3	10/27/91	CINCINNATI
32 points	39-7	10/1/89	MIAMI

### LARGEST MARGIN OF DEFEAT

MARGIN	SCORE	DATE	OPPONENT
1. 59 points	59-0	10/18/09	at New England
2. 54 points	61-7	12/17/89	at Cincinnati
3. 48 points	55-7	12/23/12	at Green Bay
4. 44 points	44-0	11/1/70	at St. Louis
44 points	61-17	12/17/72	CINCINNATI
6. 43 points	57-14	10/1/17	at Houston
7. 42 points	45-3	11/1/63	at Boston
42 points	52-10	12/20/70	at Dallas
42 points	45-3	9/18/88	at N.Y. Jets
10. 41 points	55-14	11/6/83	CINCINNATI
41 points	51-10	10/13/74	at Minnesota
12. 39 points	52-13	9/18/66	at N.Y. Jets
13. 34 points	34-0	10/9/72	OAKLAND
34 points	34-0	11/26/89	at Kansas City
34 points	41-7	10/23/11	HOUSTON
16. 33 points	40-7	11/22/87	CLEVELAND
33 points	40-7	9/17/06	at San Diego



# NFL STATISTICS

# FINAL 2018 NFL STANDINGS

## American Football Conference - 2018 Regular Season

<u>AFC East Team</u>	<u>W</u>	<u>L</u>	<u>T</u>	<u>Pct</u>	<u>PF</u>	<u>PA</u>	<u>Net Pts</u>	<u>TD</u>	<u>Home</u>	<u>Road</u>	<u>Div</u>	<u>Conf</u>	<u>Non-Conf</u>	<u>Streak</u>	<u>Last 5</u>
z - New England Patriots	11	5	0	.688	436	325	111	51	8-0	3-5	5-1	8-4	3-1	W2	3-2
Miami Dolphins	7	9	0	.438	319	433	-114	38	6-2	1-7	4-2	6-6	1-3	L3	2-3
Buffalo Bills	6	10	0	.375	269	374	-105	29	4-4	2-6	2-4	4-8	2-2	W1	2-3
New York Jets	4	12	0	.250	333	441	-108	34	2-6	2-6	1-5	3-9	1-3	L3	1-4
<u>AFC North Team</u>	<u>W</u>	<u>L</u>	<u>T</u>	<u>Pct</u>	<u>PF</u>	<u>PA</u>	<u>Net Pts</u>	<u>TD</u>	<u>Home</u>	<u>Road</u>	<u>Div</u>	<u>Conf</u>	<u>Non-Conf</u>	<u>Streak</u>	<u>Last 5</u>
z - Baltimore Ravens	10	6	0	.625	389	287	102	41	6-2	4-4	3-3	8-4	2-2	W3	4-1
Pittsburgh Steelers	9	6	1	.594	428	360	68	54	5-3	4-3-1	4-1-1	6-5-1	3-1	W1	2-3
Cleveland Browns	7	8	1	.469	359	392	-33	44	5-2-1	2-6	3-2-1	5-6-1	2-2	L1	3-2
Cincinnati Bengals	6	10	0	.375	368	455	-87	45	4-4	2-6	1-5	4-8	2-2	L2	1-4
<u>AFC South Team</u>	<u>W</u>	<u>L</u>	<u>T</u>	<u>Pct</u>	<u>PF</u>	<u>PA</u>	<u>Net Pts</u>	<u>TD</u>	<u>Home</u>	<u>Road</u>	<u>Div</u>	<u>Conf</u>	<u>Non-Conf</u>	<u>Streak</u>	<u>Last 5</u>
z - Houston Texans	11	5	0	.688	402	316	86	42	6-2	5-3	4-2	9-3	2-2	W1	3-2
y - Indianapolis Colts	10	6	0	.625	433	344	89	52	6-2	4-4	4-2	7-5	3-1	W4	4-1
Tennessee Titans	9	7	0	.563	310	303	7	34	6-2	3-5	3-3	5-7	4-0	L1	4-1
Jacksonville Jaguars	5	11	0	.313	245	316	-71	25	3-5	2-6	1-5	4-8	1-3	L1	2-3
<u>AFC West Team</u>	<u>W</u>	<u>L</u>	<u>T</u>	<u>Pct</u>	<u>PF</u>	<u>PA</u>	<u>Net Pts</u>	<u>TD</u>	<u>Home</u>	<u>Road</u>	<u>Div</u>	<u>Conf</u>	<u>Non-Conf</u>	<u>Streak</u>	<u>Last 5</u>
* - Kansas City Chiefs	12	4	0	.750	565	421	144	71	7-1	5-3	5-1	10-2	2-2	W1	3-2
y - Los Angeles Chargers	12	4	0	.750	428	329	99	51	5-3	7-1	4-2	9-3	3-1	W1	4-1
Denver Broncos	6	10	0	.375	329	349	-20	39	3-5	3-5	2-4	4-8	2-2	L4	1-4
Oakland Raiders	4	12	0	.250	290	467	-177	30	3-5	1-7	1-5	3-9	1-3	L1	2-3

## National Football Conference – 2018 Regular Season

<u>NFC East Team</u>	<u>W</u>	<u>L</u>	<u>T</u>	<u>Pct</u>	<u>PF</u>	<u>PA</u>	<u>Net Pts</u>	<u>TD</u>	<u>Home</u>	<u>Road</u>	<u>Div</u>	<u>Conf</u>	<u>Non-Conf</u>	<u>Streak</u>	<u>Last 5</u>
z - Dallas Cowboys	10	6	0	.625	339	324	15	36	7-1	3-5	5-1	9-3	1-3	W2	4-1
y - Philadelphia Eagles	9	7	0	.563	367	348	19	41	5-3	4-4	4-2	6-6	3-1	W3	4-1
Washington Redskins	7	9	0	.438	281	359	-78	29	3-5	4-4	2-4	6-6	1-3	L2	1-4
New York Giants	5	11	0	.313	369	412	-43	39	2-6	3-5	1-5	4-8	1-3	L3	2-3
<u>NFC North Team</u>	<u>W</u>	<u>L</u>	<u>T</u>	<u>Pct</u>	<u>PF</u>	<u>PA</u>	<u>Net Pts</u>	<u>TD</u>	<u>Home</u>	<u>Road</u>	<u>Div</u>	<u>Conf</u>	<u>Non-Conf</u>	<u>Streak</u>	<u>Last 5</u>
z - Chicago	12	4	0	.750	421	283	138	50	7-1	5-3	5-1	10-2	2-2	W4	4-1
Minnesota Vikings	8	7	1	.531	360	341	19	42	5-3	3-4-1	3-2-1	6-5-1	2-2	L1	2-3
Green Bay Packers	6	9	1	.406	376	400	-24	41	5-2-1	1-7	1-4-1	3-8-1	3-1	L1	2-3
Detroit Lions	6	10	0	.375	324	360	-36	35	3-5	3-5	2-4	4-8	2-2	W1	2-3
<u>NFC South Team</u>	<u>W</u>	<u>L</u>	<u>T</u>	<u>Pct</u>	<u>PF</u>	<u>PA</u>	<u>Net Pts</u>	<u>TD</u>	<u>Home</u>	<u>Road</u>	<u>Div</u>	<u>Conf</u>	<u>Non-Conf</u>	<u>Streak</u>	<u>Last 5</u>
* - New Orleans	13	3	0	.813	504	353	151	60	6-2	7-1	4-2	9-3	4-0	L1	3-2
Atlanta Falcons	7	9	0	.438	414	423	-9	49	4-4	3-5	4-2	7-5	0-4	W3	3-2
Carolina Panthers	7	9	0	.438	376	382	-6	46	5-3	2-6	2-4	5-7	2-2	W1	1-4
Tampa Bay Buccaneers	5	11	0	.313	396	464	-68	49	4-4	1-7	2-4	4-8	1-3	L4	1-4
<u>NFC West Team</u>	<u>W</u>	<u>L</u>	<u>T</u>	<u>Pct</u>	<u>PF</u>	<u>PA</u>	<u>Net Pts</u>	<u>TD</u>	<u>Home</u>	<u>Road</u>	<u>Div</u>	<u>Conf</u>	<u>Non-Conf</u>	<u>Streak</u>	<u>Last 5</u>
z - Los Angeles Rams	13	3	0	.813	527	384	143	60	7-1	6-2	6-0	9-3	4-0	W2	3-2
y - Seattle Seahawks	10	6	0	.625	428	347	81	52	6-2	4-4	3-3	8-4	2-2	W2	4-1
San Francisco 49ers	4	12	0	.250	342	435	-93	35	4-4	0-8	1-5	2-10	2-2	L2	2-3
Arizona Cardinals	3	13	0	.188	225	425	-200	27	1-7	2-6	2-4	3-9	0-4	L4	1-4

y - Clinched Wild Card

z - Clinched Division

\* - Clinched Division and Homefield Advantage

### Playoff Results:

#### Wild Card Round

INDIANAPOLIS 21 at Houston 7  
Seattle 22 at DALLAS 24  
LA CHARGERS 23 at Baltimore 17  
PHILADELPHIA 16 at Chicago 15

#### Divisional Round

Indianapolis 13 at KANSAS CITY 31  
Dallas 22 at LA RAMS 30  
LA Chargers 28 at NEW ENGLAND 41  
Philadelphia 14 at NEW ORLEANS 20

#### Championship Round

LA RAMS 26 at New Orleans 23  
NEW ENGLAND 37 at Kansas City 31

#### Super Bowl LIII

NEW ENGLAND 13 at LA Rams 3

**WEEK 17 / THROUGH SUNDAY, DECEMBER 30, 2018**

<b>OFFENSE</b>	<b>Ind.</b>	<b>Hou.</b>	<b>Sea.</b>	<b>Dal.</b>	<b>LA-C</b>	<b>Balt.</b>	<b>Phil.</b>	<b>Chi.</b>
GAMES (Won-Lost)	10-6	11-5	10-6	10-6	12-4	10-6	9-7	12-4
FIRST DOWNS	371	333	329	322	338	367	346	331
Rushing	96	94	133	113	100	153	94	108
Passing	237	202	156	184	213	184	221	177
Penalty	38	37	40	25	25	30	31	46
YDS GAINED (tot)	6179	5802	5653	5501	5962	5999	5845	5502
Avg per Game	386.2	362.6	353.3	343.8	372.6	374.9	365.3	343.9
RUSHING (net)	1718	2021	2560	1963	1873	2441	1570	1938
Avg per Game	107.4	126.3	160.0	122.7	117.1	152.6	98.1	121.1
Rushes	408	472	534	439	399	547	398	468
Yards per Rush	4.2	4.3	4.8	4.5	4.7	4.5	3.9	4.1
PASSING (net)	4461	3781	3093	3538	4089	3558	4275	3564
Avg per Game	278.8	236.3	193.3	221.1	255.6	222.4	267.2	222.8
Passes Att.	644	506	427	527	512	556	599	512
Completed	432	345	280	356	348	334	422	344
Pct Completed	67.1	68.2	65.6	67.6	68.0	60.1	70.5	67.2
Yards Gained	4595	4165	3448	3885	4316	3708	4524	3747
Sacked	18	62	51	56	34	32	40	33
Yards Lost	134	384	355	347	227	150	249	183
Had intercepted	15	9	7	8	12	9	11	14
Yards Opp Ret	148	24	135	77	87	39	153	189
Opp TDs on Int	2	0	2	0	1	0	0	1
PUNTS	57	74	79	60	62	61	61	63
Avg Yards	46.1	43.7	47.6	44.5	42.6	46.6	48.1	44.3
PUNT RETURNS	24	38	25	21	34	35	33	33
Avg Return	9.0	8.6	5.7	5.7	10.5	11.5	6.5	12.5
Returned for TD	0	0	0	0	1	1	0	0
KICKOFF RETURNS	17	20	29	13	28	32	33	23
Avg Return	19.8	24.4	23.1	21.8	23.3	22.1	22.0	19.1
Returned for TD	0	0	0	0	0	0	0	0
PENALTIES	120	105	111	104	113	116	100	97
Yards Penalized	953	787	959	885	967	940	852	796
FUMBLES BY	17	19	18	23	17	25	29	23
Fumbles Lost	9	7	4	9	7	11	12	10
Opp Fumbles	22	26	26	21	18	15	22	21
Opp Fum Lost	11	14	14	11	7	5	7	9
POSS. TIME (avg)	29:46	30:12	31:15	31:00	30:43	32:17	32:03	31:48
TOUCHDOWNS	52	42	52	36	51	41	41	50
Rushing	13	12	15	13	16	19	12	16
Passing	39	26	35	22	32	18	29	28
Returns	0	4	2	1	3	4	0	6
EXTRA-PT KICKS	44/47	39/41	48/51	32/33	36/43	36/37	33/35	42/45
2-PT CONVERSIONS	4/5	0/1	1/1	2/2	6/8	1/4	5/6	4/5
FIELD GOALS/FGA	23/27	37/42	22/27	29/36	24/29	35/39	26/31	23/30
POINTS SCORED	433	402	428	339	428	389	367	421

<b>DEFENSE</b>	<b>Ind.</b>	<b>Hou.</b>	<b>Sea.</b>	<b>Dal.</b>	<b>LA-C</b>	<b>Balt.</b>	<b>Phil.</b>	<b>Chi.</b>
POINTS ALLOWED	344	316	347	324	329	287	348	283
OPP FIRST DOWNS	315	298	323	309	311	286	308	278
Rushing	87	76	91	89	101	82	71	67
Passing	203	200	201	193	178	174	215	186
Penalty	25	22	31	27	32	30	22	25
OPP YARDS GAINED	5431	5490	5653	5268	5339	4687	5859	4795
Avg per Game	339.4	343.1	353.3	329.3	333.7	292.9	366.2	299.7
OPP RUSHING(net)	1626	1323	1811	1513	1693	1327	1551	1280
Avg per Game	101.6	82.7	113.2	94.6	105.8	82.9	96.9	80.0
Rushes	415	385	366	400	395	354	332	339
Yards per Rush	3.9	3.4	4.9	3.8	4.3	3.7	4.7	3.8
OPP PASSING(net)	3805	4167	3842	3755	3646	3360	4308	3515
Avg per Game	237.8	260.4	240.1	234.7	227.9	210.0	269.3	219.7
Passes Att.	542	594	546	542	548	577	626	615
Completed	384	385	355	367	351	337	417	377
Pct Completed	70.8	64.8	65.0	67.7	64.1	58.4	66.6	61.3
Sacked	38	43	43	39	38	43	44	50
Yards Lost	228	310	261	229	240	291	311	339
INTERCEPTED BY	15	15	12	9	13	12	10	27
Yards Returned	220	252	196	141	247	99	139	330
Returned for TD	0	3	1	0	1	0	0	5
OPP PUNT RETURNS	21	32	36	30	28	31	31	20
Avg return	4.4	7.5	8.4	8.5	9.2	10.2	6.3	7.5
OPP KICKOFF RET	27	33	37	25	61	32	24	22
Avg return	22.0	20.7	24.8	26.5	21.7	23.3	22.5	24.9
OPP TOUCHDOWNS	37	36	39	35	38	33	37	30
Rushing	12	8	9	12	11	11	14	5
Passing	21	28	26	22	23	21	22	22
Returns	4	0	4	1	4	1	1	3



**WEEK 17 / THROUGH SUNDAY, DECEMBER 30, 2018**

OFFENSE	K.C.	N.E.	N.O.	LA-R	Buff.	Cin.	Clev.	Denv.
GAMES (Won-Lost)	12-4	11-5	13-3	13-3	6-10	6-10	7-8-1	6-10
FIRST DOWNS	384	365	377	401	283	304	314	320
Rushing	108	131	134	134	108	92	93	107
Passing	239	206	210	236	137	182	189	181
Penalty	37	28	33	31	38	30	32	32
YDS GAINED (tot)	6810	6295	6067	6738	4778	4972	5900	5602
Avg per Game	425.6	393.4	379.2	421.1	298.6	310.8	368.8	350.1
RUSHING (net)	1855	2037	2025	2231	1984	1682	1893	1907
Avg per Game	115.9	127.3	126.6	139.4	124.0	105.1	118.3	119.2
Rushes	387	478	471	459	468	359	411	393
Yards per Rush	4.8	4.3	4.3	4.9	4.2	4.7	4.6	4.9
PASSING (net)	4955	4258	4042	4507	2794	3290	4007	3695
Avg per Game	309.7	266.1	252.6	281.7	174.6	205.6	250.4	230.9
Passes Att.	583	574	519	568	499	542	574	588
Completed	385	378	381	368	271	331	353	367
Pct Completed	66.0	65.9	73.4	64.8	54.3	61.1	61.5	62.4
Yards Gained	5126	4405	4174	4730	3082	3569	4261	3930
Sacked	26	21	20	33	41	37	38	34
Yards Lost	171	147	132	223	288	279	254	235
Had intercepted	12	11	7	12	23	13	17	15
Yards Opp Ret	109	67	75	73	347	221	202	258
Opp TDs on Int	1	0	0	0	4	1	2	0
PUNTS	45	64	43	43	82	72	85	85
Avg Yards	44.9	45.1	46.4	46.3	42.8	43.3	44.3	44.5
PUNT RETURNS	22	26	24	30	31	22	32	30
Avg Return	11.9	7.7	6.5	10.2	6.7	10.7	9.1	4.4
Returned for TD	1	0	0	0	0	0	0	0
KICKOFF RETURNS	40	28	23	39	38	43	44	30
Avg Return	24.4	27.0	24.3	21.4	21.2	24.9	20.1	20.1
Returned for TD	0	1	0	0	0	0	0	0
PENALTIES	137	93	94	96	116	114	112	125
Yards Penalized	1152	744	939	878	992	957	894	985
FUMBLES BY	18	11	18	17	23	11	19	18
Fumbles Lost	6	7	9	7	9	4	7	6
Opp Fumbles	29	20	22	14	30	14	27	23
Opp Fum Lost	12	10	12	12	11	6	14	11
POSS. TIME (avg)	28:56	31:05	31:39	30:42	30:29	27:27	28:24	28:58
TOUCHDOWNS	71	51	60	60	29	45	44	39
Rushing	16	18	26	23	15	13	15	18
Passing	50	29	33	32	13	27	29	19
Returns	5	4	1	5	1	5	0	2
EXTRA-PT KICKS	65/69	49/50	52/53	51/53	25/26	39/41	28/34	35/35
2-PT CONVERSIONS	1/2	0/1	4/6	5/7	1/3	1/4	4/10	0/4
FIELD GOALS/FGA	24/27	27/32	28/30	34/41	22/28	19/23	19/25	20/25
POINTS SCORED	565	436	504	527	269	368	359	329

DEFENSE	K.C.	N.E.	N.O.	LA-R	Buff.	Cin.	Clev.	Denv.
POINTS ALLOWED	421	325	353	384	374	455	392	349
OPP FIRST DOWNS	419	322	333	322	293	372	377	318
Rushing	129	93	72	101	111	125	130	85
Passing	247	208	224	185	157	221	216	197
Penalty	43	21	37	36	25	26	31	36
OPP YARDS GAINED	6488	5746	5585	5737	4706	6618	6288	5842
Avg per Game	405.5	359.1	349.1	358.6	294.1	413.6	393.0	365.1
OPP RUSHING(net)	2114	1803	1283	1957	1839	2204	2163	1913
Avg per Game	132.1	112.7	80.2	122.3	114.9	137.8	135.2	119.6
Rushes	425	367	356	386	440	466	459	429
Yards per Rush	5.0	4.9	3.6	5.1	4.2	4.7	4.7	4.5
OPP PASSING(net)	4374	3943	4302	3780	2867	4414	4125	3929
Avg per Game	273.4	246.4	268.9	236.3	179.2	275.9	257.8	245.6
Passes Att.	632	605	573	533	492	584	626	549
Completed	406	370	384	347	313	389	393	353
Pct Completed	64.2	61.2	67.0	65.1	63.6	66.6	62.8	64.3
Sacked	52	30	49	41	36	34	37	44
Yards Lost	347	238	321	326	217	173	245	311
INTERCEPTED BY	15	18	12	18	16	12	17	17
Yards Returned	280	156	259	290	133	222	100	158
Returned for TD	3	1	1	3	0	3	0	2
OPP PUNT RETURNS	17	25	12	12	34	30	37	35
Avg return	5.7	10.2	5.0	8.7	8.7	7.3	10.7	10.5
OPP KICKOFF RET	36	42	39	29	34	31	24	28
Avg return	22.5	24.6	22.7	22.5	22.2	22.7	23.9	20.8
OPP TOUCHDOWNS	51	36	43	44	44	51	43	39
Rushing	19	7	12	12	17	17	20	11
Passing	30	29	30	31	22	32	21	26
Returns	2	0	1	1	5	2	2	2

## WEEK 17 / THROUGH SUNDAY, DECEMBER 30, 2018

OFFENSE	Jax	Miami	NY-J	Oak.	Pitt.	Tenn.	Ariz.	Atl.
GAMES (Won-Lost)	5-11	7-9	4-12	4-12	9-6-1	<b>9-7</b>	3-13	7-9
FIRST DOWNS	277	252	258	300	378	<b>289</b>	239	352
Rushing	92	75	84	86	88	<b>106</b>	76	84
Passing	164	153	157	197	251	<b>156</b>	137	238
Penalty	21	24	17	17	39	<b>27</b>	26	30
YDS GAINED (tot)	4832	4638	4787	5379	6453	<b>4998</b>	3865	6226
Avg per Game	302.0	289.9	299.2	336.2	403.3	<b>312.4</b>	241.6	389.1
RUSHING (net)	1723	1738	1622	1628	1445	<b>2023</b>	1342	1573
Avg per Game	107.7	108.6	101.4	101.8	90.3	<b>126.4</b>	83.9	98.3
Rushes	416	371	410	387	345	<b>454</b>	355	351
Yards per Rush	4.1	4.7	4.0	4.2	4.2	<b>4.5</b>	3.8	4.5
PASSING (net)	3109	2900	3165	3751	5008	<b>2975</b>	2523	4653
Avg per Game	194.3	181.3	197.8	234.4	313.0	<b>185.9</b>	157.7	290.8
Passes Att.	536	455	524	556	689	<b>437</b>	495	617
Completed	329	292	299	382	459	<b>293</b>	283	428
Pct Completed	61.4	64.2	57.1	68.7	66.6	<b>67.0</b>	57.2	69.4
Yards Gained	3431	3309	3404	4057	5174	<b>3255</b>	2884	4949
Sacked	53	52	37	52	24	<b>47</b>	52	42
Yards Lost	322	409	239	306	166	<b>280</b>	361	296
Had intercepted	13	13	19	10	17	<b>12</b>	18	7
Yards Opp Ret	155	188	271	275	147	<b>219</b>	298	93
Opp TDs on Int	1	2	2	2	1	<b>1</b>	4	1
PUNTS	86	88	82	70	64	<b>75</b>	94	62
Avg Yards	45.0	44.1	45.9	43.2	43.4	<b>46.4</b>	48.6	44.0
PUNT RETURNS	34	28	25	25	31	<b>27</b>	36	21
Avg Return	9.8	10.5	13.0	11.6	8.1	<b>8.8</b>	8.2	7.0
Returned for TD	1	1	1	1	0	<b>0</b>	0	0
KICKOFF RETURNS	26	39	46	29	32	<b>23</b>	25	31
Avg Return	20.5	24.1	26.9	22.9	19.3	<b>32.0</b>	21.4	22.2
Returned for TD	0	1	1	0	0	<b>1</b>	0	0
PENALTIES	121	108	114	110	111	<b>82</b>	101	101
Yards Penalized	1112	978	948	965	1026	<b>727</b>	786	899
FUMBLES BY	26	17	24	24	21	<b>18</b>	23	24
Fumbles Lost	16	10	11	14	9	<b>6</b>	10	11
Opp Fumbles	15	17	20	10	16	<b>14</b>	20	21
Opp Fum Lost	6	7	7	3	7	<b>6</b>	9	4
POSS. TIME (avg)	30:14	27:49	29:04	30:43	30:41	<b>29:28</b>	26:33	29:23
TOUCHDOWNS	25	38	34	30	54	<b>34</b>	27	49
Rushing	7	7	11	9	16	<b>15</b>	9	11
Passing	15	26	18	19	35	<b>16</b>	15	36
Returns	3	5	5	2	3	<b>3</b>	3	2
EXTRA-PT KICKS	22/23	35/36	30/33	27/28	44/49	<b>28/31</b>	23/24	41/43
2-PT CONVERSIONS	0/2	1/1	0/1	1/2	4/5	<b>0/1</b>	2/3	2/6
FIELD GOALS/FGA	23/26	18/20	33/36	27/32	16/23	<b>26/30</b>	12/17	25/26
POINTS SCORED	245	319	333	290	428	<b>310</b>	225	414

DEFENSE	Jax	Miami	NY-J	Oak.	Pitt.	Tenn.	Ariz.	Atl.
POINTS ALLOWED	316	433	441	467	360	<b>303</b>	425	423
OPP FIRST DOWNS	288	350	343	317	317	<b>298</b>	357	375
Rushing	89	116	104	108	84	<b>98</b>	139	115
Passing	162	195	201	178	200	<b>182</b>	186	226
Penalty	37	39	38	31	33	<b>18</b>	32	34
OPP YARDS GAINED	4983	6257	6086	6102	5235	<b>5334</b>	5741	6152
Avg per Game	311.4	391.1	380.4	381.4	327.2	<b>333.4</b>	358.8	384.5
OPP RUSHING(net)	1870	2325	2021	2249	1538	<b>1863</b>	2479	1999
Avg per Game	116.9	145.3	126.3	140.6	96.1	<b>116.4</b>	154.9	124.9
Rushes	434	485	440	480	369	<b>429</b>	510	409
Yards per Rush	4.3	4.8	4.6	4.7	4.2	<b>4.3</b>	4.9	4.9
OPP PASSING(net)	3113	3932	4065	3853	3697	<b>3471</b>	3262	4153
Avg per Game	194.6	245.8	254.1	240.8	231.1	<b>216.9</b>	203.9	259.6
Passes Att.	499	508	582	480	566	<b>533</b>	506	585
Completed	312	335	367	299	362	<b>337</b>	342	398
Pct Completed	62.5	65.9	63.1	62.3	64.0	<b>63.2</b>	67.6	68.0
Sacked	37	31	39	13	52	<b>39</b>	49	37
Yards Lost	241	209	293	80	347	<b>248</b>	333	255
INTERCEPTED BY	11	21	13	14	8	<b>11</b>	7	15
Yards Returned	117	321	318	124	89	<b>120</b>	55	151
Returned for TD	2	3	3	1	2	<b>2</b>	0	1
OPP PUNT RETURNS	37	37	42	28	17	<b>33</b>	44	27
Avg return	5.0	10.4	7.6	8.6	14.4	<b>9.0</b>	9.5	6.8
OPP KICKOFF RET	21	13	23	39	35	<b>25</b>	27	36
Avg return	17.8	26.1	23.4	23.6	20.8	<b>27.8</b>	21.6	22.7
OPP TOUCHDOWNS	34	52	49	56	42	<b>32</b>	50	52
Rushing	16	17	16	16	13	<b>9</b>	25	16
Passing	17	31	29	36	27	<b>21</b>	21	33
Returns	1	4	4	4	2	<b>2</b>	4	3

**WEEK 17 / THROUGH SUNDAY, DECEMBER 30, 2018**

<b>OFFENSE</b>	<b>Car.</b>	<b>Det.</b>	<b>G.B.</b>	<b>Minn.</b>	<b>NY-G</b>	<b>S.F.</b>	<b>T.B.</b>	<b>Wash.</b>
GAMES (Won-Lost)	7-9	6-10	6-9-1	8-7-1	5-11	4-12	5-11	7-9
FIRST DOWNS	356	325	332	310	297	344	388	280
Rushing	117	91	98	66	71	98	80	96
Passing	212	201	208	218	208	201	265	156
Penalty	27	33	26	26	18	45	43	28
YDS GAINED (tot)	5972	5236	5905	5529	5697	5769	6648	4795
Avg per Game	373.3	327.3	369.1	345.6	356.1	360.6	415.5	299.7
RUSHING (net)	2136	1660	1667	1493	1650	1902	1523	1774
Avg per Game	133.5	103.8	104.2	93.3	103.1	118.9	95.2	110.9
Rushes	416	404	333	357	354	423	389	414
Yards per Rush	5.1	4.1	5.0	4.2	4.7	4.5	3.9	4.3
PASSING (net)	3836	3576	4238	4036	4047	3867	5125	3021
Avg per Game	239.8	223.5	264.9	252.3	252.9	241.7	320.3	188.8
Passes Att.	563	574	640	606	583	532	625	509
Completed	378	375	392	425	382	331	408	311
Pct Completed	67.1	65.3	61.3	70.1	65.5	62.2	65.3	61.1
Yards Gained	4071	3844	4629	4298	4405	4247	5358	3287
Sacked	32	41	53	40	47	48	41	44
Yards Lost	235	268	391	262	358	380	233	266
Had intercepted	16	12	4	10	12	20	26	15
Yards Opp Ret	179	155	51	199	136	336	334	316
Opp TDs on Int	1	2	1	3	1	3	3	3
PUNTS	61	74	72	73	71	69	58	79
Avg Yards	45.2	44.7	44.1	44.6	45.4	43.1	44.3	45.3
PUNT RETURNS	24	27	30	29	37	31	26	17
Avg Return	6.9	6.3	6.6	10.9	6.2	5.8	6.3	6.5
Returned for TD	0	0	0	0	0	0	0	0
KICKOFF RETURNS	26	20	30	22	45	36	31	29
Avg Return	22.4	24.1	21.5	24.5	24.4	26.2	20.4	19.7
Returned for TD	0	0	0	0	0	1	0	0
PENALTIES	92	94	108	92	114	112	117	115
Yards Penalized	818	852	937	779	951	982	975	1008
FUMBLES BY	20	14	22	15	16	31	23	18
Fumbles Lost	6	7	11	10	7	12	9	4
Opp Fumbles	22	13	18	24	19	21	18	24
Opp Fum Lost	10	7	8	8	5	5	8	11
POSS. TIME (avg)	30:44	31:24	29:38	29:16	28:44	29:42	30:14	29:38
TOUCHDOWNS	46	35	41	42	39	35	49	29
Rushing	17	11	14	9	13	7	11	12
Passing	28	22	25	30	23	26	36	16
Returns	1	2	2	3	3	2	2	1
EXTRA-PT KICKS	37/41	30/30	34/36	36/37	31/32	27/29	40/44	25/26
2-PT CONVERSIONS	2/5	0/5	3/4	3/5	4/7	2/6	1/5	2/3
FIELD GOALS/FGA	19/21	28/37	30/37	22/32	32/33	33/34	20/27	26/29
POINTS SCORED	376	324	376	360	369	342	396	281

<b>DEFENSE</b>	<b>Car.</b>	<b>Det.</b>	<b>G.B.</b>	<b>Minn.</b>	<b>NY-G</b>	<b>S.F.</b>	<b>T.B.</b>	<b>Wash.</b>
POINTS ALLOWED	382	360	400	341	412	435	464	359
OPP FIRST DOWNS	315	315	331	303	346	337	356	330
Rushing	110	88	100	107	103	104	122	109
Passing	185	191	199	160	205	195	209	197
Penalty	20	36	32	36	38	38	25	24
OPP YARDS GAINED	5651	5360	5670	4955	5942	5546	6134	5654
Avg per Game	353.2	335.0	354.4	309.7	371.4	346.6	383.4	353.4
OPP RUSHING(net)	1804	1761	1918	1815	1898	1814	1983	1860
Avg per Game	112.8	110.1	119.9	113.4	118.6	113.4	123.9	116.3
Rushes	384	403	446	440	444	444	426	413
Yards per Rush	4.7	4.4	4.3	4.1	4.3	4.1	4.7	4.5
OPP PASSING(net)	3847	3599	3752	3140	4044	3732	4151	3794
Avg per Game	240.4	224.9	234.5	196.3	252.8	233.3	259.4	237.1
Passes Att.	529	496	527	503	560	542	534	537
Completed	353	323	336	315	362	344	387	362
Pct Completed	66.7	65.1	63.8	62.6	64.6	63.5	72.5	67.4
Sacked	35	43	44	50	30	37	38	46
Yards Lost	215	298	322	361	185	227	232	297
INTERCEPTED BY	13	7	7	12	16	2	9	15
Yards Returned	86	148	100	159	191	55	97	203
Returned for TD	0	2	1	1	3	1	0	0
OPP PUNT RETURNS	22	29	20	31	27	25	27	31
Avg return	8.2	11.4	10.3	6.1	6.6	7.8	8.6	9.8
OPP KICKOFF RET	17	37	40	31	28	27	34	13
Avg return	23.9	22.6	25.6	23.3	20.4	24.5	21.0	22.7
OPP TOUCHDOWNS	46	44	47	34	45	52	57	43
Rushing	13	11	15	13	18	13	19	12
Passing	32	29	30	15	24	35	34	27
Returns	1	4	2	6	3	4	4	4

**WEEK 17 / THROUGH SUNDAY, DECEMBER 30, 2018**

<b>OFFENSE</b>	<b>NFL/Avg</b>
GAMES (Won-Lost)	---
FIRST DOWNS	326.9
Rushing	100.2
Passing	196.1
Penalty	30.6
YDS GAINED (tot)	5635.4
Avg per Game	352.2
RUSHING (net)	1831.2
Avg per Game	114.4
Rushes	414.7
Yards per Rush	4.4
PASSING (net)	3804.3
Avg per Game	237.8
Passes Att.	552.2
Completed	358.2
Pct Completed	64.9
Yards Gained	4070.8
Sacked	40.0
Yards Lost	266.6
Had intercepted	13.1
Yards Opp Ret	173.6
Opp TDs on Int	1.4
PUNTS	69.2
Avg Yards	45.0
PUNT RETURNS	28.4
Avg Return	8.5
Returned for TD	0.2
KICKOFF RETURNS	30.3
Avg Return	22.9
Returned for TD	0.2
PENALTIES	107.7
Yards Penalized	919.5
FUMBLES BY	20.1
Fumbles Lost	8.7
Opp Fumbles	20.1
Opp Fum Lost	8.7
POSS. TIME (avg)	30:00
TOUCHDOWNS	42.8
Rushing	13.7
Passing	26.5
Returns	2.7
EXTRA POINTS(tot)	94%
Kicks Made/2Pt	51%
FIELD GOALS/FGA	25/30
POINTS SCORED	373.5

<b>DEFENSE</b>	<b>NFL/Avg</b>
POINTS ALLOWED	373.5
OPP FIRST DOWNS	326.9
Rushing	100.2
Passing	196.1
Penalty	30.6
OPP YARDS GAINED	5635.4
Avg per Game	352.2
OPP RUSHING(net)	1831.2
Avg per Game	114.4
Rushes	414.7
Yards per Rush	4.4
OPP PASSING(net)	3804.3
Avg per Game	237.8
Passes Att.	552.2
Completed	358.2
Pct Completed	64.9
Sacked	40.0
Yards Lost	266.6
INTERCEPTED BY	13.1
Yards Returned	173.6
Returned for TD	1.4
OPP PUNT RETURNS	28.4
Avg return	8.5
OPP KICKOFF RET	30.3
Avg return	22.9
OPP TOUCHDOWNS	42.8
Rushing	13.7
Passing	26.5
Returns	2.7



**WEEK 17 / THROUGH SUNDAY, DECEMBER 30, 2018**

TEAM RANKINGS

**American Football Conference**

	Offense			Defense		
	Total	Rush	Pass	Total	Rush	Pass
Balt.	5	1	10	*1	2	3
Buff.	15	5	16	2	7	*1
Cin.	12	13	11	16	14	16
Cleve.	7	7	6	14	13	13
Denver	9	6	9	10	10	9
Hou.	8	4	7	8	1	14
Ind.	4	12	3	7	4	7
Jax	13	11	13	3	9	2
K.C.	*1	9	2	15	12	15
L.A.-C	6	8	5	6	5	5
Miami	16	10	15	13	16	10
N.E.	3	2	4	9	6	11
Jets	14	15	12	11	11	12
Oak.	10	14	8	12	15	8
Pitt.	2	16	1	4	3	6
<b>Tenn.</b>	<b>11</b>	<b>3</b>	<b>14</b>	<b>5</b>	<b>8</b>	<b>4</b>

**National Football Conference**

	Offense			Defense		
	Total	Rush	Pass	Total	Rush	Pass
Ariz.	16	16	16	12	16	2
Atl.	3	12	2	16	15	14
Car.	5	3	10	7	6	11
Chi.	12	6	12	1	*1	3
Dallas	13	5	13	3	3	7
Det.	14	10	11	4	5	4
G.B.	6	9	5	10	12	6
Rams	1	2	3	11	13	8
Minn.	11	15	8	2	9	1
N.O.	4	4	7	6	2	15
Giants	9	11	6	14	11	12
Phil.	7	13	4	13	4	16
S.F.	8	7	9	5	8	5
Sea.	10	*1	14	8	7	10
T.B.	2	14	*1	15	14	13
Wash.	15	8	15	9	10	9

**National Football League**

	Offense			Defense		
	Total	Rush	Pass	Total	Rush	Pass
Ariz.	32	32	32	20	32	4
Atl.	6	27	4	28	25	27
Balt.	9	2	22	*1	4	5
Buff.	30	9	31	2	16	*1
Car.	10	4	16	15	12	18
Chi.	21	11	21	3	*1	7
Cin.	26	21	24	32	29	32
Cleve.	13	14	14	30	28	25
Dallas	22	10	23	7	5	13
Denver	19	12	19	22	21	20
Det.	24	23	20	10	10	8
G.B.	12	22	9	18	22	12
Hou.	15	8	17	12	3	28
Ind.	7	20	6	11	8	16
Jax	27	19	26	5	19	2
K.C.	*1	16	3	31	27	31
L.A.-C	11	15	10	9	9	9
Rams	2	3	5	19	23	14
Miami	31	18	30	29	31	21
Minn.	20	30	13	4	15	3
N.E.	5	5	8	21	11	22
N.O.	8	6	12	14	2	29
Giants	17	24	11	24	20	23
Jets	29	26	25	25	26	24
Oak.	23	25	18	26	30	19
Phil.	14	28	7	23	7	30
Pitt.	4	31	2	6	6	10
S.F.	16	13	15	13	14	11
Sea.	18	*1	27	16	13	17
T.B.	3	29	*1	27	24	26
<b>Tenn.</b>	<b>25</b>	<b>7</b>	<b>29</b>	<b>8</b>	<b>18</b>	<b>6</b>
Wash.	28	17	28	17	17	15

T = Tied for position

\* = League Leader

**WEEK 17 / THROUGH SUNDAY, DECEMBER 30, 2018**

**AFC / TEAM/OFFENSE RANK**

Tm	(A)	(B)	(C)	(D)	(E)	(F)	(G)	(H)	(I)	(J)	(K)	(L)	(M)	(N)	(O)	(P)	(Q)
BAL	5	12	1	7	10	10	1	5	4	3	7	4	10	1	6	7	3
BUF	15	16	5	11	16	16	16	11	13	15	16	15	11	15	15	15	14
CIN	12	11	13	4	11	13	8	9	10	11	9	5	4	13	8	8	12
CLE	7	6	7	6	6	7	14	7	9	12	15	9	14	9	14	9	15
DEN	9	8	6	1	9	11	11	6	8	13	6	16	13	8	12	11	13
HOU	8	7	4	9	7	6	2	16	7	10	3	12	6	11	9	6	6
IND	4	5	12	12	3	5	6	1	3	1	13	10	15	3	1	3	8
JAC	13	15	11	15	13	15	9	13	14	6	12	8	12	6	3	16	5
KC	1	1	9	2	2	1	5	4	1	2	2	2	5	7	5	1	4
LAC	6	2	8	3	5	2	7	8	6	8	1	6	8	16	16	4t	11
MIA	16	13	10	5	15	12	13	15	16	16	5	7	7	10	10	12	2
NE	3	4	2	10	4	3	4	3	5	5	10t	14	2	5	7	2	9t
NYJ	14	14	15	16	12	14	15	10	15	14	10t	1	3	4	4	10	1
OAK	10	9	14	13	8	8	3	12	11	9	14	3	9	14	13	14	9t
PIT	2	3	16	14	1	4	10	2	2	4	4	13	16	12	11	4t	16
<b>TEN</b>	<b>11</b>	<b>10</b>	<b>3</b>	<b>8</b>	<b>14</b>	<b>9</b>	<b>12</b>	<b>14</b>	<b>12</b>	<b>7</b>	<b>8</b>	<b>11</b>	<b>1</b>	<b>2</b>	<b>2</b>	<b>13</b>	<b>7</b>

**AFC / OPPONENT/DEFENSE RANK**

Tm	(A)	(B)	(C)	(D)	(E)	(F)	(G)	(H)	(I)	(J)	(K)	(L)	(M)	(N)	(O)	(P)	(Q)	(R)	(S)
BAL	1	1	2	2	3	1	13	4	1	2	5	11	10	6	6	1	3	3	1
BUF	2	2	7	5	1	2	2	6t	3	4	7t	8	7	9	13	10	14	13	8
CIN	16	14	14	13	16	14	15	14	14	16	13	4	9	3	4	15	16	12	16
CLE	14	9	13	12	13	7	7	13	15	3	14	15	13	5	7	11	4	10	12
DEN	10	10	10	9	9	13	3	3	10	9	7t	14	3	11	15	8	6	9	10
HOU	8	6	1	1	14	10	8	8	4t	11	11	5	2	13	12	3t	13	6	7
IND	7	8	4	3	7	12	6	9	7	12	4	1	6	10	16	7	10	5	3
JAC	3	3	9	7	2	3	12	5	2	7	1	2	1	16	14	3t	12	11	9
KC	15	13	12	16	15	9	9	2	16	13	15t	3	8	7	2	12	7t	1	6
LAC	6	7	5	6	5	8	10	10	6	10	9t	10	5	15	11	6	2	4	4
MIA	13	15	16	14	10	15	1	12	13	14	3	13	15	2	1	13	1	15	15
NE	9	11	6	15	11	6	4	15	11	8	2	12	14	1	3	5	11	2	5
NYJ	11	12	11	10	12	11	11	11	12	1	12	6	11	4	5	14	7t	14	14
OAK	12	16	15	11	8	16	5	16	8t	15	15t	7	12	14	10	16	5	16	13
PIT	4	4	3	4	6	4	16	1	8t	5	6	16	4	8	9	9	7t	7	2
<b>TEN</b>	<b>5</b>	<b>5</b>	<b>8</b>	<b>8</b>	<b>4</b>	<b>5</b>	<b>14</b>	<b>6t</b>	<b>4t</b>	<b>6</b>	<b>9t</b>	<b>9</b>	<b>16</b>	<b>12</b>	<b>8</b>	<b>2</b>	<b>15</b>	<b>8</b>	<b>11</b>

- (A) Total Yards per Game
- (B) Yards per Play
- (C) Rushing Yards per Game
- (D) Rushing Yards per Attempt
- (E) Passing Net Yards per Game
- (F) Passing Net Yards per Play
- (G) Passing, Percent Had Intercepted
- (H) Sacks per Pass Play
- (I) First Downs per Game
- (J) Third Down Efficiency
- (K) Fourth Down Efficiency
- (L) Punt Return Average
- (M) Kickoff Return Average
- (N) Gross Punting Average
- (O) Net Punting Average
- (P) Points per Game
- (Q) Field Goal Percentage
- (R) Points per Game Differential
- (S) Net Yards per Game Differential

**WEEK 17 / THROUGH SUNDAY, DECEMBER 30, 2018**

**NFC / TEAM/OFFENSE RANK**

Tm	(A)	(B)	(C)	(D)	(E)	(F)	(G)	(H)	(I)	(J)	(K)	(L)	(M)	(N)	(O)	(P)	(Q)
ARI	16	16	16	16	16	16	14	14	16	16	16	4	12	1	4	16	15
ATL	3	3	12	7	2	4	2	8	5	2	10	5	8	15	10	5	3
CAR	5	5	3	1	10	9	12	2	4	5	13	6	7	8	9	7t	5
CHI	12	12	6	12	12	7	11	4	9	7	6t	1	16	12	11	4	13
DAL	13	13	5	8	13	13	4	15	12	6	8	16	10	11	12	13	12
DET	14	14	10	13	11	14	9	9	11	14	4	11	5	9	13	14	7
GB	6	7	9	2	5	12	1	11	8	12	11t	7	11	14	16	7t	11
LAR	1	1	2	3	3	2	10	3	1	3	15	3	13	5	2	1	9
MIN	11	11	15	11	8	11	6	6	13	15	14	2	2	10	8	11	16
NO	4	4	4	9	7	3	3	1	3	4	1	9	4	4	1	2	4
NYG	9	6	11	5	6	10	8	10	14	11	6t	13	3	6	6	9	2
PHI	7	9	13	14	4	5	7	7	6	8	5	8	9	2	3	10	8
SF	8	8	7	6	9	6	15	13	7	10	11t	14	1	16	14	12	1
SEA	10	10	1	4	14	8	5	16	10	9	2	15	6	3	5	3	10
TB	2	2	14	15	1	1	16	5	2	1	3	12	14	13	15	6	14
WAS	15	15	8	10	15	15	13	12	15	13	9	10	15	7	7	15	6

**NFC / OPPONENT/DEFENSE RANK**

Tm	(A)	(B)	(C)	(D)	(E)	(F)	(G)	(H)	(I)	(J)	(K)	(L)	(M)	(N)	(O)	(P)	(Q)	(R)	(S)
ARI	12	4	16	13	2	3	14	2	15	8	13	13	3	10	4	14	5	16	16
ATL	16	14	15	14	14	11	5	15	16	16	15	5	9	13	14	13	16	9	10
CAR	7	13	6	12	11	13	6	14	5t	9	10t	8	11	11	12	9	8	8	6
CHI	1	1	1	2	3	1	1	7	1	2	8	6	14	4	1	1	15	3	2
DAL	3	3	3	3	7	6	11	10	4	14	2	10	16	5	7	2	12	7	8
DET	4	8	5	8	4	12	13	3	5t	5	7	16	6	9	8	8	1	11	13
GB	10	6	12	7	6	9	15	6	10	7	14	15	15	8	10	11	3	10	7
LAR	11	15	13	16	8	10	2	9	7	6	12	12	4	3	2	10	11	2	1
MIN	2	2	9	5	1	2	7	1	2	1	4	2	10	7	6	3	14	5t	3
NO	6	9	2	1	15	15	9	5	11	12	5	1	7t	1	3	6	2	1	5
NYG	14	10	11	6	12	14	3	16	13	13	16	4	1	15	15	12	9	12	14
PHI	13	11	4	11	16	4	12	12	3	4	9	3	5	14	11	5	7	5t	12
SF	5	5	8	4	5	5	16	13	12	10	10t	7	12	2	5	15	10	15	9
SEA	8	12	7	15	10	8	8	8	8	3	3	9	13	6	9	4	4	4	11
TB	15	16	14	10	13	16	10	11	14	11	6	11	2	16	16	16	13	13	4
WAS	9	7	10	9	9	7	4	4	9	15	1	14	7t	12	13	7	6	14	15

- (A) Total Yards per Game
- (B) Yards per Play
- (C) Rushing Yards per Game
- (D) Rushing Yards per Attempt
- (E) Passing Net Yards per Game
- (F) Passing Net Yards per Play
- (G) Passing, Percent Had Intercepted
- (H) Sacks per Pass Play
- (I) First Downs per Game
- (J) Third Down Efficiency
- (K) Fourth Down Efficiency
- (L) Punt Return Average
- (M) Kickoff Return Average
- (N) Gross Punting Average
- (O) Net Punting Average
- (P) Points per Game
- (Q) Field Goal Percentage
- (R) Points per Game Differential
- (S) Net Yards per Game Differential

NFL / TEAM/OFFENSE RANK

Tm	(A)	(B)	(C)	(D)	(E)	(F)	(G)	(H)	(I)	(J)	(K)	(L)	(M)	(N)	(O)	(P)	(Q)
BAL	9	25	2	15	22	23	5	7	7	6	14	5	18	4	16	13	8
BUF	30	31	9	21	31	31	32	21	27	30	31	21	24	31	31	30	26
CIN	26	24	21	8	24	27	18	17	23	21	18	7	5	28	20	17	21
CLE	13	12	14	11	14	13	27	13	21	27	28t	12	28	20	30	20	28
DEN	19	18	12	4	19	24	21	8	20	28	11t	32	27	18	28	24	25
HOU	15	17	8	19	17	12	8	32	14	20	6	15	9	26	22	11	12
IND	7	11	20	22	6	9	16	1	6	1	26	13	29	8	3	5	15
JAC	27	30	19	26	26	30	19	26	29	14	25	11	25	14	11	31	11
KC	1	1	16	6	3	1	12t	5	3	2	3	3	8	15	14	1	10
LAC	11	3	15	7	10	5	17	14	13	16	1	8	13	32	32	6t	20
MIA	31	26	18	9	30	26	25	30	31	31	8	9	12	23	26	26	7
NE	5	9	5	20	8	6	11	3	8	13	20t	18	2	13	19	4	16t
NYJ	29	29	26	29	25	28	28	18	30	29	20t	1	3	9	13	23	5
OAK	23	21	25	23	18	19	9	25	24	19	27	4	15	29	29	28	16t
PIT	4	6	31	24	2	8	20	2	4	8	7	17	31	27	27	6t	31
<b>TEN</b>	<b>25</b>	<b>23</b>	<b>7</b>	<b>16</b>	<b>29</b>	<b>20</b>	<b>23</b>	<b>29</b>	<b>26</b>	<b>15</b>	<b>15</b>	<b>14</b>	<b>1</b>	<b>5</b>	<b>8</b>	<b>27</b>	<b>14</b>
ARI	32	32	32	32	32	29	27	32	32	32	16	22	1	5	32	30	
ATL	6	5	27	13	4	7	2	16	10	4	19	19	17	25	15	10	3
CAR	10	8	4	1	16	16	24	6	9	9	24	20	16	12	12	14t	6
CHI	21	20	11	27	21	14	22	10	16	11	11t	2	32	21	17	9	27
DAL	22	22	10	14	23	22	4	28	19	10	16	31	20	19	18	22	24
DET	24	27	23	28	20	25	14	19	18	25	9	26	11	16	21	25	13
GB	12	13	22	2	9	21	1	22	15	23	20t	22	21	24	25	14t	23
LAR	2	2	3	3	5	3	15	9	1	5	30	10	23	7	2	2	19
MIN	20	19	30	25	13	18	7	12	22	26	28t	6	6	17	10	19	32
NO	8	7	6	17	12	4	3	4	5	7	2	24	10	6	1	3	4
NYG	17	10	24	10	11	17	12t	20	25	22	11t	28	7	10	7	16	2
PHI	14	15	28	30	7	10	10	15	11	12	10	23	19	2	4	18	18
SF	16	14	13	12	15	11	30	24	12	18	20t	29	4	30	23	21	1
SEA	18	16	1	5	27	15	6	31	17	17	4	30	14	3	6	6t	22
TB	3	4	29	31	1	2	31	11	2	3	5	27	26	22	24	12	29
WAS	28	28	17	18	28	29	26	23	28	24	17	25	30	11	9	29	9

## Team/Offense Rank

- (A) Total Yards per Game
- (B) Yards per Play
- (C) Rushing Yards per Game
- (D) Rushing Yards per Attempt
- (E) Passing Net Yards per Game
- (F) Passing Net Yards per Play
- (G) Passing, Percent Had Intercepted
- (H) Sacks per Pass Play
- (I) First Downs per Game
- (J) Third Down Efficiency
- (K) Fourth Down Efficiency
- (L) Punt Return Average
- (M) Kickoff Return Average
- (N) Gross Punting Average
- (O) Net Punting Average
- (P) Points per Game
- (Q) Field Goal Percentage



**WEEK 17 / THROUGH SUNDAY, DECEMBER 30, 2018**

**NFL / OPPONENT/DEFENSE RANK**

Tm	(A)	(B)	(C)	(D)	(E)	(F)	(G)	(H)	(I)	(J)	(K)	(L)	(M)	(N)	(O)	(P)	(Q)	(R)	(S)
BAL	1	2	4	3	5	2	22	13	2	3	10t	25	19	8	7	2	6	6	1
BUF	2	3	16	10	1	3	4	15t	4	8	14t	20	10	13	19	18	23t	28	18
CIN	32	29	29	25	32	29	24	29	29	32	26	9	18	3	4	30	29t	26	31
CLE	30	15	28	24	25	10	11	28	31	7	27	30	24	7	8	21	10	20	26
DEN	22	19	21	17	20	23	5	10	16	17	14t	29	4	22	24	13	12	18	23
HOU	12	9	3	1	28	18	13	17	5t	20	22t	10t	3	28	18	4t	21	9	13
IND	11	13	8	6	16	20	10	21	11t	23	7	1	9	16	25	10	16	8	4
JAC	5	5	19	14	2	5	19	14	3	14	1	2	1	32	22	4t	20	24	22
KC	31	24	27	31	31	12	16	8	32	25	28t	4	11	9	2	24	13t	2	11
LAC	9	12	9	12	9	11	17	22	10	18	16t	22	8	30	17	8	5	7	6
MIA	29	30	31	26	21	31	2	27	26	28	4	28	30	2	1	27	4	30	30
NE	21	20	11	29	22	9	6	31	17t	16	2	26	26	1	3	7	17	5	8
NYJ	25	21	26	19	24	19	18	24	24	2	25	12	21	5	5	29	13t	29	29
OAK	26	32	30	22	19	32	7	32	14t	30	28t	18	22	29	16	32	11	31	27
PIT	6	6	6	9	10	7	28	3	14t	9	13	32	5	10	13	16t	13t	11	2
<b>TEN</b>	<b>8</b>	<b>7</b>	<b>18</b>	<b>15</b>	<b>6</b>	<b>8</b>	<b>23</b>	<b>15t</b>	<b>5t</b>	<b>10</b>	<b>16t</b>	<b>21</b>	<b>32</b>	<b>25</b>	<b>12</b>	<b>3</b>	<b>26</b>	<b>15</b>	<b>25</b>
ARI	20	10	32	27	4	6	30	2	28	15	24	23	7	20	11	26	8	32	32
ATL	28	27	25	28	27	24	12	26	30	31	31	8	17	24	30	25	32	17	17
CAR	15	26	12	23	18	26	14	25	11t	19	20t	14	23	21	28	19	19	16	12
CHI	3	1	1	4	7	1	1	9	1	4	18	10t	28	12	6	1	31	4	5
DAL	7	8	5	5	13	15	26	18	9	27	5	16	31	14	20	6	27	14	15
DET	10	17	10	16	8	25	29	4	11t	11	12	31	14	19	21	16t	1	21	21
GB	18	14	22	13	12	21	31	7	21	13	28t	27	29	18	26	22	3	19	14
LAR	19	28	23	32	14	22	3	12	17t	12	22t	19	12	11	9	20	25	3	3
MIN	4	4	15	8	3	4	15	1	7	1	8	5	20	17	15	9	29t	12t	7
NO	14	18	2	2	29	28	21	6	22	24	9	3	15t	4	10	14	2	1	10
NYG	24	22	20	11	23	27	8	30	25	26	32	7	2	27	31	23	22	22	24
PHI	23	23	7	21	30	13	27	20	8	6	19	6	13	26	27	12	18	12t	20
SF	13	11	14	7	11	14	32	23	23	21	20t	13	25	6	14	28	23t	27	16
SEA	16	25	13	30	17	17	20	11	19	5	6	15	27	15	23	11	7	10	19
TB	27	31	24	20	26	30	25	19	27	22	10t	17	6	31	32	31	28	23	9
WAS	17	16	17	18	15	16	9	5	20	29	3	24	15t	23	29	15	9	25	28

Opponent/Defense Rank

- (A) Total Yards per Game
  - (B) Yards per Play
  - (C) Rushing Yards per Game
  - (D) Rushing Yards per Attempt
  - (E) Passing Net Yards per Game
  - (F) Passing Net Yards per Play
  - (G) Passing, Percent Had Intercepted
  - (H) Sacks per Pass Play
  - (I) First Downs per Game
  - (J) Third Down Efficiency
  - (K) Fourth Down Efficiency
  - (L) Punt Return Average
  - (M) Kickoff Return Average
  - (N) Gross Punting Average
  - (O) Net Punting Average
  - (P) Points per Game
  - (Q) Field Goal Percentage
- Combined Offense/Defense Rank
- (R) Points per Game Differential
  - (S) Net Yards per Game Differential

**WEEK 17 / THROUGH SUNDAY, DECEMBER 30, 2018****AFC / TOTAL OFFENSE**

Rank	Team	Total	Rushing	Passing	Total	Rushing	Passing
1)	Kansas City	6810	1855	4955	425.6	115.9	309.7
2)	Pittsburgh	6453	1445	5008	403.3	90.3	313.0
3)	New England	6295	2037	4258	393.4	127.3	266.1
4)	Indianapolis	6179	1718	4461	386.2	107.4	278.8
5)	Baltimore	5999	2441	3558	374.9	152.6	222.4
6)	Los Angeles Chargers	5962	1873	4089	372.6	117.1	255.6
7)	Cleveland	5900	1893	4007	368.8	118.3	250.4
8)	Houston	5802	2021	3781	362.6	126.3	236.3
9)	Denver	5602	1907	3695	350.1	119.2	230.9
10)	Oakland	5379	1628	3751	336.2	101.8	234.4
<b>11)</b>	<b>Tennessee</b>	<b>4998</b>	<b>2023</b>	<b>2975</b>	<b>312.4</b>	<b>126.4</b>	<b>185.9</b>
12)	Cincinnati	4972	1682	3290	310.8	105.1	205.6
13)	Jacksonville	4832	1723	3109	302.0	107.7	194.3
14)	New York Jets	4787	1622	3165	299.2	101.4	197.8
15)	Buffalo	4778	1984	2794	298.6	124.0	174.6
16)	Miami	4638	1738	2900	289.9	108.6	181.3

**AFC / TOTAL DEFENSE**

Rank	Team	Total	Rushing	Passing	Total	Rushing	Passing
1)	Baltimore	4687	1327	3360	292.9	82.9	210.0
2)	Buffalo	4706	1839	2867	294.1	114.9	179.2
3)	Jacksonville	4983	1870	3113	311.4	116.9	194.6
4)	Pittsburgh	5235	1538	3697	327.2	96.1	231.1
<b>5)</b>	<b>Tennessee</b>	<b>5334</b>	<b>1863</b>	<b>3471</b>	<b>333.4</b>	<b>116.4</b>	<b>216.9</b>
6)	Los Angeles Chargers	5339	1693	3646	333.7	105.8	227.9
7)	Indianapolis	5431	1626	3805	339.4	101.6	237.8
8)	Houston	5490	1323	4167	343.1	82.7	260.4
9)	New England	5746	1803	3943	359.1	112.7	246.4
10)	Denver	5842	1913	3929	365.1	119.6	245.6
11)	New York Jets	6086	2021	4065	380.4	126.3	254.1
12)	Oakland	6102	2249	3853	381.4	140.6	240.8
13)	Miami	6257	2325	3932	391.1	145.3	245.8
14)	Cleveland	6288	2163	4125	393.0	135.2	257.8
15)	Kansas City	6488	2114	4374	405.5	132.1	273.4
16)	Cincinnati	6618	2204	4414	413.6	137.8	275.9

**NFC / TOTAL OFFENSE**

Rank	Team	Total	Rushing	Passing	Total	Rushing	Passing
1)	Los Angeles Rams	6738	2231	4507	421.1	139.4	281.7
2)	Tampa Bay	6648	1523	5125	415.5	95.2	320.3
3)	Atlanta	6226	1573	4653	389.1	98.3	290.8
4)	New Orleans	6067	2025	4042	379.2	126.6	252.6
5)	Carolina	5972	2136	3836	373.3	133.5	239.8
6)	Green Bay	5905	1667	4238	369.1	104.2	264.9
7)	Philadelphia	5845	1570	4275	365.3	98.1	267.2
8)	San Francisco	5769	1902	3867	360.6	118.9	241.7
9)	New York Giants	5697	1650	4047	356.1	103.1	252.9
10)	Seattle	5653	2560	3093	353.3	160.0	193.3
11)	Minnesota	5529	1493	4036	345.6	93.3	252.3
12)	Chicago	5502	1938	3564	343.9	121.1	222.8
13)	Dallas	5501	1963	3538	343.8	122.7	221.1
14)	Detroit	5236	1660	3576	327.3	103.8	223.5
15)	Washington	4795	1774	3021	299.7	110.9	188.8
16)	Arizona	3865	1342	2523	241.6	83.9	157.7

**NFC / TOTAL DEFENSE**

Rank	Team	Total	Rushing	Passing	Total	Rushing	Passing
1)	Chicago	4795	1280	3515	299.7	80.0	219.7
2)	Minnesota	4955	1815	3140	309.7	113.4	196.3
3)	Dallas	5268	1513	3755	329.3	94.6	234.7
4)	Detroit	5360	1761	3599	335.0	110.1	224.9
5)	San Francisco	5546	1814	3732	346.6	113.4	233.3
6)	New Orleans	5585	1283	4302	349.1	80.2	268.9
7)	Carolina	5651	1804	3847	353.2	112.8	240.4
8)	Seattle	5653	1811	3842	353.3	113.2	240.1
9)	Washington	5654	1860	3794	353.4	116.3	237.1
10)	Green Bay	5670	1918	3752	354.4	119.9	234.5
11)	Los Angeles Rams	5737	1957	3780	358.6	122.3	236.3
12)	Arizona	5741	2479	3262	358.8	154.9	203.9
13)	Philadelphia	5859	1551	4308	366.2	96.9	269.3
14)	New York Giants	5942	1898	4044	371.4	118.6	252.8
15)	Tampa Bay	6134	1983	4151	383.4	123.9	259.4
16)	Atlanta	6152	1999	4153	384.5	124.9	259.6

**WEEK 17 / THROUGH SUNDAY, DECEMBER 30, 2018****NFL / TOTAL OFFENSE**

Rank	Team	Total	Rushing	Passing	Total	Rushing	Passing
1)	Kansas City	6810	1855	4955	425.6	115.9	309.7
2)	Los Angeles Rams	6738	2231	4507	421.1	139.4	281.7
3)	Tampa Bay	6648	1523	5125	415.5	95.2	320.3
4)	Pittsburgh	6453	1445	5008	403.3	90.3	313.0
5)	New England	6295	2037	4258	393.4	127.3	266.1
6)	Atlanta	6226	1573	4653	389.1	98.3	290.8
7)	Indianapolis	6179	1718	4461	386.2	107.4	278.8
8)	New Orleans	6067	2025	4042	379.2	126.6	252.6
9)	Baltimore	5999	2441	3558	374.9	152.6	222.4
10)	Carolina	5972	2136	3836	373.3	133.5	239.8
11)	Los Angeles Chargers	5962	1873	4089	372.6	117.1	255.6
12)	Green Bay	5905	1667	4238	369.1	104.2	264.9
13)	Cleveland	5900	1893	4007	368.8	118.3	250.4
14)	Philadelphia	5845	1570	4275	365.3	98.1	267.2
15)	Houston	5802	2021	3781	362.6	126.3	236.3
16)	San Francisco	5769	1902	3867	360.6	118.9	241.7
17)	New York Giants	5697	1650	4047	356.1	103.1	252.9
18)	Seattle	5653	2560	3093	353.3	160.0	193.3
19)	Denver	5602	1907	3695	350.1	119.2	230.9
20)	Minnesota	5529	1493	4036	345.6	93.3	252.3
21)	Chicago	5502	1938	3564	343.9	121.1	222.8
22)	Dallas	5501	1963	3538	343.8	122.7	221.1
23)	Oakland	5379	1628	3751	336.2	101.8	234.4
24)	Detroit	5236	1660	3576	327.3	103.8	223.5
<b>25)</b>	<b>Tennessee</b>	<b>4998</b>	<b>2023</b>	<b>2975</b>	<b>312.4</b>	<b>126.4</b>	<b>185.9</b>
26)	Cincinnati	4972	1682	3290	310.8	105.1	205.6
27)	Jacksonville	4832	1723	3109	302.0	107.7	194.3
28)	Washington	4795	1774	3021	299.7	110.9	188.8
29)	New York Jets	4787	1622	3165	299.2	101.4	197.8
30)	Buffalo	4778	1984	2794	298.6	124.0	174.6
31)	Miami	4638	1738	2900	289.9	108.6	181.3
32)	Arizona	3865	1342	2523	241.6	83.9	157.7

**NFL / TOTAL DEFENSE**

Rank	Team	Total	Rushing	Passing	Total	Rushing	Passing
1)	Baltimore	4687	1327	3360	292.9	82.9	210.0
2)	Buffalo	4706	1839	2867	294.1	114.9	179.2
3)	Chicago	4795	1280	3515	299.7	80.0	219.7
4)	Minnesota	4955	1815	3140	309.7	113.4	196.3
5)	Jacksonville	4983	1870	3113	311.4	116.9	194.6
6)	Pittsburgh	5235	1538	3697	327.2	96.1	231.1
7)	Dallas	5268	1513	3755	329.3	94.6	234.7
<b>8)</b>	<b>Tennessee</b>	<b>5334</b>	<b>1863</b>	<b>3471</b>	<b>333.4</b>	<b>116.4</b>	<b>216.9</b>
9)	Los Angeles Chargers	5339	1693	3646	333.7	105.8	227.9
10)	Detroit	5360	1761	3599	335.0	110.1	224.9
11)	Indianapolis	5431	1626	3805	339.4	101.6	237.8
12)	Houston	5490	1323	4167	343.1	82.7	260.4
13)	San Francisco	5546	1814	3732	346.6	113.4	233.3
14)	New Orleans	5585	1283	4302	349.1	80.2	268.9
15)	Carolina	5651	1804	3847	353.2	112.8	240.4
16)	Seattle	5653	1811	3842	353.3	113.2	240.1
17)	Washington	5654	1860	3794	353.4	116.3	237.1
18)	Green Bay	5670	1918	3752	354.4	119.9	234.5
19)	Los Angeles Rams	5737	1957	3780	358.6	122.3	236.3
20)	Arizona	5741	2479	3262	358.8	154.9	203.9
21)	New England	5746	1803	3943	359.1	112.7	246.4
22)	Denver	5842	1913	3929	365.1	119.6	245.6
23)	Philadelphia	5859	1551	4308	366.2	96.9	269.3
24)	New York Giants	5942	1898	4044	371.4	118.6	252.8
25)	New York Jets	6086	2021	4065	380.4	126.3	254.1
26)	Oakland	6102	2249	3853	381.4	140.6	240.8
27)	Tampa Bay	6134	1983	4151	383.4	123.9	259.4
28)	Atlanta	6152	1999	4153	384.5	124.9	259.6
29)	Miami	6257	2325	3932	391.1	145.3	245.8
30)	Cleveland	6288	2163	4125	393.0	135.2	257.8
31)	Kansas City	6488	2114	4374	405.5	132.1	273.4
32)	Cincinnati	6618	2204	4414	413.6	137.8	275.9

**WEEK 17 / THROUGH SUNDAY, DECEMBER 30, 2018**

**AFC / TAKEAWAYS, GIVEAWAYS**

Rank	Team	TAKEAWAYS			GIVEAWAYS			Net Diff
		Int	Fum	Total	Int	Fum	Total	
1)	Houston	15	14	29	9	7	16	= +13
2)	New England	18	10	28	11	7	18	= +10
3)	Kansas City	15	12	27	12	6	18	= +9
4t)	Cleveland	17	14	31	17	7	24	= +7
4t)	Denver	17	11	28	15	6	21	= +7
6)	Miami	21	7	28	13	10	23	= +5
7)	Indianapolis	15	11	26	15	9	24	= +2
8t)	Cincinnati	12	6	18	13	4	17	= +1
8t)	Los Angeles Chargers	13	7	20	12	7	19	= +1
<b>10)</b>	<b>Tennessee</b>	<b>11</b>	<b>6</b>	<b>17</b>	<b>12</b>	<b>6</b>	<b>18</b>	<b>= -1</b>
11)	Baltimore	12	5	17	9	11	20	= -3
12)	Buffalo	16	11	27	23	9	32	= -5
13)	Oakland	14	3	17	10	14	24	= -7
14)	New York Jets	13	7	20	19	11	30	= -10
15)	Pittsburgh	8	7	15	17	9	26	= -11
16)	Jacksonville	11	6	17	13	16	29	= -12
	<b>Totals</b>	<b>228</b>	<b>137</b>	<b>365</b>	<b>220</b>	<b>139</b>	<b>359</b>	<b>= +6</b>

**NFC / TAKEAWAYS, GIVEAWAYS**

Rank	Team	TAKEAWAYS			GIVEAWAYS			Net Diff
		Int	Fum	Total	Int	Fum	Total	
1)	Seattle	12	14	26	7	4	11	= +15
2)	Chicago	27	9	36	14	10	24	= +12
3)	Los Angeles Rams	18	12	30	12	7	19	= +11
4)	New Orleans	12	12	24	7	9	16	= +8
5)	Washington	15	11	26	15	4	19	= +7
6)	Dallas	9	11	20	8	9	17	= +3
7)	New York Giants	16	5	21	12	7	19	= +2
8t)	Atlanta	15	4	19	7	11	18	= +1
8t)	Carolina	13	10	23	16	6	22	= +1
10t)	Green Bay	7	8	15	4	11	15	= 0
10t)	Minnesota	12	8	20	10	10	20	= 0
12)	Detroit	7	7	14	12	7	19	= -5
13)	Philadelphia	10	7	17	11	12	23	= -6
14)	Arizona	7	9	16	18	10	28	= -12
15)	Tampa Bay	9	8	17	26	9	35	= -18
16)	San Francisco	2	5	7	20	12	32	= -25
	<b>Totals</b>	<b>191</b>	<b>140</b>	<b>331</b>	<b>199</b>	<b>138</b>	<b>337</b>	<b>= -6</b>

**NFL / TAKEAWAYS, GIVEAWAYS**

Rank	Team	TAKEAWAYS			GIVEAWAYS			Net Diff
		Int	Fum	Total	Int	Fum	Total	
1)	Seattle	12	14	26	7	4	11	= +15
2)	Houston	15	14	29	9	7	16	= +13
3)	Chicago	27	9	36	14	10	24	= +12
4)	Los Angeles Rams	18	12	30	12	7	19	= +11
5)	New England	18	10	28	11	7	18	= +10
6)	Kansas City	15	12	27	12	6	18	= +9
7)	New Orleans	12	12	24	7	9	16	= +8
8t)	Cleveland	17	14	31	17	7	24	= +7
8t)	Denver	17	11	28	15	6	21	= +7
8t)	Washington	15	11	26	15	4	19	= +7
11)	Miami	21	7	28	13	10	23	= +5
12)	Dallas	9	11	20	8	9	17	= +3
13t)	Indianapolis	15	11	26	15	9	24	= +2
13t)	New York Giants	16	5	21	12	7	19	= +2
15t)	Cincinnati	12	6	18	13	4	17	= +1
15t)	Los Angeles Chargers	13	7	20	12	7	19	= +1
15t)	Atlanta	15	4	19	7	11	18	= +1
15t)	Carolina	13	10	23	16	6	22	= +1
19t)	Green Bay	7	8	15	4	11	15	= 0
19t)	Minnesota	12	8	20	10	10	20	= 0
<b>21)</b>	<b>Tennessee</b>	<b>11</b>	<b>6</b>	<b>17</b>	<b>12</b>	<b>6</b>	<b>18</b>	<b>= -1</b>
22)	Baltimore	12	5	17	9	11	20	= -3
23t)	Buffalo	16	11	27	23	9	32	= -5
23t)	Detroit	7	7	14	12	7	19	= -5
25)	Philadelphia	10	7	17	11	12	23	= -6
26)	Oakland	14	3	17	10	14	24	= -7
27)	New York Jets	13	7	20	19	11	30	= -10
28)	Pittsburgh	8	7	15	17	9	26	= -11
29t)	Jacksonville	11	6	17	13	16	29	= -12
29t)	Arizona	7	9	16	18	10	28	= -12
31)	Tampa Bay	9	8	17	26	9	35	= -18
32)	San Francisco	2	5	7	20	12	32	= -25
	<b>Totals</b>	<b>419</b>	<b>277</b>	<b>696</b>	<b>419</b>	<b>277</b>	<b>696</b>	<b>= 0</b>



**WEEK 17 / THROUGH SUNDAY, DECEMBER 30, 2018****AFC / TEAM/OFFENSE INSIDE THE 20**

Rank	Team	Poss	Pts	TD	TD%	FG	Score	Score%
1)	Pittsburgh	49	271	36	73.5	7	43	87.8
2)	Kansas City	71	404	51	71.8	17	68	95.8
3)	Cincinnati	45	250	32	71.1	10	42	93.3
4)	Indianapolis	64	346	44	68.8	13	57	89.1
5)	Cleveland	48	251	32	66.7	11	43	89.6
6)	Los Angeles Chargers	53	277	34	64.2	14	48	90.6
7)	New England	57	290	34	59.6	18	52	91.2
8)	Buffalo	37	192	22	59.5	13	35	94.6
9)	Denver	44	209	25	56.8	12	37	84.1
10)	Baltimore	59	286	33	55.9	19	52	88.1
11)	Oakland	43	196	23	53.5	12	35	81.4
12)	<b>Tennessee</b>	<b>47</b>	<b>219</b>	<b>25</b>	<b>53.2</b>	<b>16</b>	<b>41</b>	<b>87.2</b>
13)	Miami	31	141	16	51.6	10	26	83.9
14)	Houston	60	279	30	50.0	24	54	90.0
15)	New York Jets	45	185	20	44.4	16	36	80.0
16)	Jacksonville	34	138	15	44.1	12	27	79.4

**AFC / OPPONENTS/DEFENSE INSIDE THE 20**

Rank	Team	Poss	Pts	TD	TD%	FG	Score	Score%
1)	<b>Tennessee</b>	<b>47</b>	<b>191</b>	<b>21</b>	<b>44.7</b>	<b>15</b>	<b>36</b>	<b>76.6</b>
2)	Los Angeles Chargers	50	216	25	50.0	15	40	80.0
3)	Jacksonville	47	219	24	51.1	17	41	87.2
4)	New York Jets	59	287	31	52.5	24	55	93.2
5)	Indianapolis	43	211	23	53.5	17	40	93.0
6)	Denver	43	207	25	58.1	12	37	86.0
7)	New England	46	225	27	58.7	12	39	84.8
8)	Pittsburgh	49	242	29	59.2	13	42	85.7
9)	Oakland	62	315	37	59.7	19	56	90.3
10)	Miami	61	296	37	60.7	13	50	82.0
11)	Cleveland	54	266	33	61.1	12	45	83.3
12)	Baltimore	41	213	26	63.4	12	38	92.7
13)	Cincinnati	61	327	39	63.9	18	57	93.4
14)	Houston	41	229	29	70.7	10	39	95.1
15)	Buffalo	48	268	34	70.8	12	46	95.8
16)	Kansas City	58	319	42	72.4	10	52	89.7

**NFC / TEAM/OFFENSE INSIDE THE 20**

Rank	Team	Poss	Pts	TD	TD%	FG	Score	Score%
1)	New Orleans	69	382	48	69.6	15	63	91.3
2)	Chicago	54	290	36	66.7	13	49	90.7
3)	Seattle	55	293	36	65.5	14	50	90.9
4)	Arizona	28	147	18	64.3	7	25	89.3
5)	Atlanta	50	252	32	64.0	10	42	84.0
6)	Carolina	58	278	36	62.1	10	46	79.3
7)	Green Bay	47	244	29	61.7	14	43	91.5
8)	Tampa Bay	60	286	36	60.0	13	49	81.7
9)	Philadelphia	57	285	33	57.9	17	50	87.7
10)	Los Angeles Rams	80	396	46	57.5	25	71	88.8
11)	Minnesota	50	232	27	54.0	15	42	84.0
12)	Detroit	49	234	26	53.1	19	45	91.8
13)	Washington	40	191	21	52.5	15	36	90.0
14)	New York Giants	54	252	27	50.0	21	48	88.9
15)	Dallas	50	215	24	48.0	16	40	80.0
16)	San Francisco	51	212	21	41.2	23	44	86.3

**NFC / OPPONENTS/DEFENSE INSIDE THE 20**

Rank	Team	Poss	Pts	TD	TD%	FG	Score	Score%
1)	Philadelphia	56	238	25	44.6	23	48	85.7
2)	Minnesota	49	220	22	44.9	21	43	87.8
3)	Seattle	51	224	25	49.0	17	42	82.4
4)	Chicago	40	176	20	50.0	13	33	82.5
5)	Dallas	49	224	25	51.0	17	42	85.7
6)	Washington	52	232	27	51.9	15	42	80.8
7)	New York Giants	58	290	33	56.9	19	52	89.7
8)	Detroit	47	223	27	57.4	13	40	85.1
9)	Los Angeles Rams	52	257	30	57.7	16	46	88.5
10)	Green Bay	56	275	34	60.7	13	47	83.9
11)	Arizona	53	284	33	62.3	18	51	96.2
12)	New Orleans	49	249	31	63.3	11	42	85.7
13)	San Francisco	58	311	38	65.5	16	54	93.1
14)	Carolina	47	254	33	70.2	8	41	87.2
15)	Atlanta	54	289	38	70.4	10	48	88.9
16)	Tampa Bay	58	346	45	77.6	10	55	94.8

**WEEK 17 / THROUGH SUNDAY, DECEMBER 30, 2018****NFL / TEAM/OFFENSE INSIDE THE 20**

Rank	Team	Poss	Pts	TD	TD%	FG	Score	Score%
1)	Pittsburgh	49	271	36	73.5	7	43	87.8
2)	Kansas City	71	404	51	71.8	17	68	95.8
3)	Cincinnati	45	250	32	71.1	10	42	93.3
4)	New Orleans	69	382	48	69.6	15	63	91.3
5)	Indianapolis	64	346	44	68.8	13	57	89.1
6t)	Chicago	54	290	36	66.7	13	49	90.7
6t)	Cleveland	48	251	32	66.7	11	43	89.6
8)	Seattle	55	293	36	65.5	14	50	90.9
9)	Arizona	28	147	18	64.3	7	25	89.3
10)	Los Angeles Chargers	53	277	34	64.2	14	48	90.6
11)	Atlanta	50	252	32	64.0	10	42	84.0
12)	Carolina	58	278	36	62.1	10	46	79.3
13)	Green Bay	47	244	29	61.7	14	43	91.5
14)	Tampa Bay	60	286	36	60.0	13	49	81.7
15)	New England	57	290	34	59.6	18	52	91.2
16)	Buffalo	37	192	22	59.5	13	35	94.6
17)	Philadelphia	57	285	33	57.9	17	50	87.7
18)	Los Angeles Rams	80	396	46	57.5	25	71	88.8
19)	Denver	44	209	25	56.8	12	37	84.1
20)	Baltimore	59	286	33	55.9	19	52	88.1
21)	Minnesota	50	232	27	54.0	15	42	84.0
22)	Oakland	43	196	23	53.5	12	35	81.4
<b>23)</b>	<b>Tennessee</b>	<b>47</b>	<b>219</b>	<b>25</b>	<b>53.2</b>	<b>16</b>	<b>41</b>	<b>87.2</b>
24)	Detroit	49	234	26	53.1	19	45	91.8
25)	Washington	40	191	21	52.5	15	36	90.0
26)	Miami	31	141	16	51.6	10	26	83.9
27t)	Houston	60	279	30	50.0	24	54	90.0
27t)	New York Giants	54	252	27	50.0	21	48	88.9
29)	Dallas	50	215	24	48.0	16	40	80.0
30)	New York Jets	45	185	20	44.4	16	36	80.0
31)	Jacksonville	34	138	15	44.1	12	27	79.4
32)	San Francisco	51	212	21	41.2	23	44	86.3

**NFL / OPPONENTS/DEFENSE INSIDE THE 20**

Rank	Team	Poss	Pts	TD	TD%	FG	Score	Score%
1)	Philadelphia	56	238	25	44.6	23	48	85.7
<b>2)</b>	<b>Tennessee</b>	<b>47</b>	<b>191</b>	<b>21</b>	<b>44.7</b>	<b>15</b>	<b>36</b>	<b>76.6</b>
3)	Minnesota	49	220	22	44.9	21	43	87.8
4)	Seattle	51	224	25	49.0	17	42	82.4
5t)	Chicago	40	176	20	50.0	13	33	82.5
5t)	Los Angeles Chargers	50	216	25	50.0	15	40	80.0
7)	Dallas	49	224	25	51.0	17	42	85.7
8)	Jacksonville	47	219	24	51.1	17	41	87.2
9)	Washington	52	232	27	51.9	15	42	80.8
10)	New York Jets	59	287	31	52.5	24	55	93.2
11)	Indianapolis	43	211	23	53.5	17	40	93.0
12)	New York Giants	58	290	33	56.9	19	52	89.7
13)	Detroit	47	223	27	57.4	13	40	85.1
14)	Los Angeles Rams	52	257	30	57.7	16	46	88.5
15)	Denver	43	207	25	58.1	12	37	86.0
16)	New England	46	225	27	58.7	12	39	84.8
17)	Pittsburgh	49	242	29	59.2	13	42	85.7
18)	Oakland	62	315	37	59.7	19	56	90.3
19)	Green Bay	56	275	34	60.7	13	47	83.9
20)	Miami	61	296	37	60.7	13	50	82.0
21)	Cleveland	54	266	33	61.1	12	45	83.3
22)	Arizona	53	284	33	62.3	18	51	96.2
23)	New Orleans	49	249	31	63.3	11	42	85.7
24)	Baltimore	41	213	26	63.4	12	38	92.7
25)	Cincinnati	61	327	39	63.9	18	57	93.4
26)	San Francisco	58	311	38	65.5	16	54	93.1
27)	Carolina	47	254	33	70.2	8	41	87.2
28)	Atlanta	54	289	38	70.4	10	48	88.9
29)	Houston	41	229	29	70.7	10	39	95.1
30)	Buffalo	48	268	34	70.8	12	46	95.8
31)	Kansas City	58	319	42	72.4	10	52	89.7
32)	Tampa Bay	58	346	45	77.6	10	55	94.8

**WEEK 17 / THROUGH SUNDAY, DECEMBER 30, 2018**

**AFC / OFFENSE/TEAMS: FIRST DOWNS, THIRD DOWNS, FOURTH DOWNS**

Rank	Team	FIRST DOWNS				THIRD DOWNS			FOURTH DOWNS		
		Total	Rush	Pass	Pen	Made	Att	Pct	Made	Att	Pct
1)	Kansas City	384	108	239	37	83	176	47.2	12	15	80.0
2)	Pittsburgh	378	88	251	39	88	198	44.4	9	14	64.3
3)	Indianapolis	371	96	237	38	104	214	48.6	7	15	46.7
4)	Baltimore	367	153	184	30	104	231	45.0	13	22	59.1
5)	New England	365	131	206	28	82	201	40.8	7	14	50.0
6)	Los Angeles Chargers	338	100	213	25	70	177	39.5	7	8	87.5
7)	Houston	333	94	202	37	77	208	37.0	8	12	66.7
8)	Denver	320	107	181	32	69	207	33.3	15	25	60.0
9)	Cleveland	314	93	189	32	73	208	35.1	9	21	42.9
10)	Cincinnati	304	92	182	30	69	187	36.9	9	17	52.9
11)	Oakland	300	86	197	17	73	197	37.1	7	16	43.8
12)	<b>Tennessee</b>	<b>289</b>	<b>106</b>	<b>156</b>	<b>27</b>	<b>82</b>	<b>205</b>	<b>40.0</b>	<b>7</b>	<b>12</b>	<b>58.3</b>
13)	Buffalo	283	108	137	38	68	215	31.6	7	18	38.9
14)	Jacksonville	277	92	164	21	93	230	40.4	8	17	47.1
15)	New York Jets	258	84	157	17	69	214	32.2	11	22	50.0
16)	Miami	252	75	153	24	56	186	30.1	8	13	61.5
	<b>Totals</b>	<b>5133</b>	<b>1613</b>	<b>3048</b>	<b>472</b>	<b>1260</b>	<b>3254</b>	<b>38.7</b>	<b>144</b>	<b>261</b>	<b>55.2</b>

**AFC / DEFENSE/OPPONENTS: FIRST DOWNS, THIRD DOWNS, FOURTH DOWNS**

Rank	Team	FIRST DOWNS				THIRD DOWNS			FOURTH DOWNS		
		Total	Rush	Pass	Pen	Made	Att	Pct	Made	Att	Pct
1)	Baltimore	286	82	174	30	72	211	34.1	10	20	50.0
2)	Jacksonville	288	89	162	37	80	212	37.7	3	12	25.0
3)	Buffalo	293	111	157	25	74	203	36.5	6	11	54.5
4t)	Houston	298	76	200	22	91	227	40.1	12	20	60.0
4t)	<b>Tennessee</b>	<b>298</b>	<b>98</b>	<b>182</b>	<b>18</b>	<b>75</b>	<b>205</b>	<b>36.6</b>	<b>11</b>	<b>20</b>	<b>55.0</b>
6)	Los Angeles Chargers	311	101	178	32	79	202	39.1	11	20	55.0
7)	Indianapolis	315	87	203	25	82	200	41.0	7	15	46.7
8t)	Oakland	317	108	178	31	93	201	46.3	8	12	66.7
8t)	Pittsburgh	317	84	200	33	72	197	36.5	7	13	53.8
10)	Denver	318	85	197	36	82	211	38.9	6	11	54.5
11)	New England	322	93	208	21	76	197	38.6	6	16	37.5
12)	New York Jets	343	104	201	38	72	213	33.8	9	14	64.3
13)	Miami	350	116	195	39	84	196	42.9	6	15	40.0
14)	Cincinnati	372	125	221	26	109	223	48.9	11	17	64.7
15)	Cleveland	377	130	216	31	75	210	35.7	13	20	65.0
16)	Kansas City	419	129	247	43	80	193	41.5	18	27	66.7
	<b>Totals</b>	<b>5224</b>	<b>1618</b>	<b>3119</b>	<b>487</b>	<b>1296</b>	<b>3301</b>	<b>39.3</b>	<b>144</b>	<b>263</b>	<b>54.8</b>

**NFC / OFFENSE/TEAMS: FIRST DOWNS, THIRD DOWNS, FOURTH DOWNS**

Rank	Team	FIRST DOWNS				THIRD DOWNS			FOURTH DOWNS		
		Total	Rush	Pass	Pen	Made	Att	Pct	Made	Att	Pct
1)	Los Angeles Rams	401	134	236	31	86	191	45.0	6	15	40.0
2)	Tampa Bay	388	80	265	43	86	187	46.0	9	13	69.2
3)	New Orleans	377	134	210	33	82	184	44.6	13	16	81.3
4)	Carolina	356	117	212	27	77	185	41.6	9	19	47.4
5)	Atlanta	352	84	238	30	92	203	45.3	10	19	52.6
6)	Philadelphia	346	94	221	31	84	205	41.0	14	23	60.9
7)	San Francisco	344	98	201	45	73	193	37.8	5	10	50.0
8)	Green Bay	332	98	208	26	75	204	36.8	10	20	50.0
9)	Chicago	331	108	177	46	82	200	41.0	9	15	60.0
10)	Seattle	329	133	156	40	81	208	38.9	11	14	78.6
11)	Detroit	325	91	201	33	75	208	36.1	11	18	61.1
12)	Dallas	322	113	184	25	89	215	41.4	12	21	57.1
13)	Minnesota	310	66	218	26	73	204	35.8	9	21	42.9
14)	New York Giants	297	71	208	18	76	206	36.9	12	20	60.0
15)	Washington	280	96	156	28	75	206	36.4	10	18	55.6
16)	Arizona	239	76	137	26	58	199	29.1	6	16	37.5
	<b>Totals</b>	<b>5329</b>	<b>1593</b>	<b>3228</b>	<b>508</b>	<b>1264</b>	<b>3198</b>	<b>39.5</b>	<b>156</b>	<b>278</b>	<b>56.1</b>

**NFC / DEFENSE/OPPONENTS: FIRST DOWNS, THIRD DOWNS, FOURTH DOWNS**

Rank	Team	FIRST DOWNS				THIRD DOWNS			FOURTH DOWNS		
		Total	Rush	Pass	Pen	Made	Att	Pct	Made	Att	Pct
1)	Chicago	278	67	186	25	75	219	34.2	16	28	57.1
2)	Minnesota	303	107	160	36	58	190	30.5	9	19	47.4
3)	Philadelphia	308	71	215	22	71	201	35.3	11	19	57.9
4)	Dallas	309	89	193	27	85	201	42.3	6	14	42.9
5t)	Carolina	315	110	185	20	73	183	39.9	10	17	58.8
5t)	Detroit	315	88	191	36	69	186	37.1	9	17	52.9
7)	Los Angeles Rams	322	101	185	36	70	188	37.2	9	15	60.0
8)	Seattle	323	91	201	31	64	183	35.0	6	13	46.2
9)	Washington	330	109	197	24	86	196	43.9	5	13	38.5
10)	Green Bay	331	100	199	32	79	212	37.3	12	18	66.7
11)	New Orleans	333	72	224	37	78	189	41.3	14	29	48.3
12)	San Francisco	337	104	195	38	87	216	40.3	10	17	58.8
13)	New York Giants	346	103	205	38	87	206	42.2	14	17	82.4
14)	Tampa Bay	356	122	209	25	73	181	40.3	7	14	50.0
15)	Arizona	357	139	186	32	78	205	38.0	8	13	61.5
16)	Atlanta	375	115	226	34	95	195	48.7	10	13	76.9
	<b>Totals</b>	<b>5238</b>	<b>1588</b>	<b>3157</b>	<b>493</b>	<b>1228</b>	<b>3151</b>	<b>39.0</b>	<b>156</b>	<b>276</b>	<b>56.5</b>

**WEEK 17 / THROUGH SUNDAY, DECEMBER 30, 2018**

**NFL / OFFENSE/TEAMS: FIRST DOWNS, THIRD DOWNS, FOURTH DOWNS**

Rank	Team	FIRST DOWNS				THIRD DOWNS			FOURTH DOWNS		
		Total	Rush	Pass	Pen	Made	Att	Pct	Made	Att	Pct
1)	Los Angeles Rams	401	134	236	31	86	191	45.0	6	15	40.0
2)	Tampa Bay	388	80	265	43	86	187	46.0	9	13	69.2
3)	Kansas City	384	108	239	37	83	176	47.2	12	15	80.0
4)	Pittsburgh	378	88	251	39	88	198	44.4	9	14	64.3
5)	New Orleans	377	134	210	33	82	184	44.6	13	16	81.3
6)	Indianapolis	371	96	237	38	104	214	48.6	7	15	46.7
7)	Baltimore	367	153	184	30	104	231	45.0	13	22	59.1
8)	New England	365	131	206	28	82	201	40.8	7	14	50.0
9)	Carolina	356	117	212	27	77	185	41.6	9	19	47.4
10)	Atlanta	352	84	238	30	92	203	45.3	10	19	52.6
11)	Philadelphia	346	94	221	31	84	205	41.0	14	23	60.9
12)	San Francisco	344	98	201	45	73	193	37.8	5	10	50.0
13)	Los Angeles Chargers	338	100	213	25	70	177	39.5	7	8	87.5
14)	Houston	333	94	202	37	77	208	37.0	8	12	66.7
15)	Green Bay	332	98	208	26	75	204	36.8	10	20	50.0
16)	Chicago	331	108	177	46	82	200	41.0	9	15	60.0
17)	Seattle	329	133	156	40	81	208	38.9	11	14	78.6
18)	Detroit	325	91	201	33	75	208	36.1	11	18	61.1
19)	Dallas	322	113	184	25	89	215	41.4	12	21	57.1
20)	Denver	320	107	181	32	69	207	33.3	15	25	60.0
21)	Cleveland	314	93	189	32	73	208	35.1	9	21	42.9
22)	Minnesota	310	66	218	26	73	204	35.8	9	21	42.9
23)	Cincinnati	304	92	182	30	69	187	36.9	9	17	52.9
24)	Oakland	300	86	197	17	73	197	37.1	7	16	43.8
25)	New York Giants	297	71	208	18	76	206	36.9	12	20	60.0
26)	<b>Tennessee</b>	<b>289</b>	<b>106</b>	<b>156</b>	<b>27</b>	<b>82</b>	<b>205</b>	<b>40.0</b>	<b>7</b>	<b>12</b>	<b>58.3</b>
27)	Buffalo	283	108	137	38	68	215	31.6	7	18	38.9
28)	Washington	280	96	156	28	75	206	36.4	10	18	55.6
29)	Jacksonville	277	92	164	21	93	230	40.4	8	17	47.1
30)	New York Jets	258	84	157	17	69	214	32.2	11	22	50.0
31)	Miami	252	75	153	24	56	186	30.1	8	13	61.5
32)	Arizona	239	76	137	26	58	199	29.1	6	16	37.5
	<b>Totals</b>	<b>10462</b>	<b>3206</b>	<b>6276</b>	<b>980</b>	<b>2524</b>	<b>6452</b>	<b>39.1</b>	<b>300</b>	<b>539</b>	<b>55.7</b>

**NFL / DEFENSE/OPPONENTS: FIRST DOWNS, THIRD DOWNS, FOURTH DOWNS**

Rank	Team	FIRST DOWNS				THIRD DOWNS			FOURTH DOWNS		
		Total	Rush	Pass	Pen	Made	Att	Pct	Made	Att	Pct
1)	Chicago	278	67	186	25	75	219	34.2	16	28	57.1
2)	Baltimore	286	82	174	30	72	211	34.1	10	20	50.0
3)	Jacksonville	288	89	162	37	80	212	37.7	3	12	25.0
4)	Buffalo	293	111	157	25	74	203	36.5	6	11	54.5
5t)	Houston	298	76	200	22	91	227	40.1	12	20	60.0
5t)	<b>Tennessee</b>	<b>298</b>	<b>98</b>	<b>182</b>	<b>18</b>	<b>75</b>	<b>205</b>	<b>36.6</b>	<b>11</b>	<b>20</b>	<b>55.0</b>
7)	Minnesota	303	107	160	36	58	190	30.5	9	19	47.4
8)	Philadelphia	308	71	215	22	71	201	35.3	11	19	57.9
9)	Dallas	309	89	193	27	85	201	42.3	6	14	42.9
10)	Los Angeles Chargers	311	101	178	32	79	202	39.1	11	20	55.0
11t)	Indianapolis	315	87	203	25	82	200	41.0	7	15	46.7
11t)	Carolina	315	110	185	20	73	183	39.9	10	17	58.8
11t)	Detroit	315	88	191	36	69	186	37.1	9	17	52.9
14t)	Oakland	317	108	178	31	93	201	46.3	8	12	66.7
14t)	Pittsburgh	317	84	200	33	72	197	36.5	7	13	53.8
16)	Denver	318	85	197	36	82	211	38.9	6	11	54.5
17t)	New England	322	93	208	21	76	197	38.6	6	16	37.5
17t)	Los Angeles Rams	322	101	185	36	70	188	37.2	9	15	60.0
19)	Seattle	323	91	201	31	64	183	35.0	6	13	46.2
20)	Washington	330	109	197	24	86	196	43.9	5	13	38.5
21)	Green Bay	331	100	199	32	79	212	37.3	12	18	66.7
22)	New Orleans	333	72	224	37	78	189	41.3	14	29	48.3
23)	San Francisco	337	104	195	38	87	216	40.3	10	17	58.8
24)	New York Jets	343	104	201	38	72	213	33.8	9	14	64.3
25)	New York Giants	346	103	205	38	87	206	42.2	14	17	82.4
26)	Miami	350	116	195	39	84	196	42.9	6	15	40.0
27)	Tampa Bay	356	122	209	25	73	181	40.3	7	14	50.0
28)	Arizona	357	139	186	32	78	205	38.0	8	13	61.5
29)	Cincinnati	372	125	221	26	109	223	48.9	11	17	64.7
30)	Atlanta	375	115	226	34	95	195	48.7	10	13	76.9
31)	Cleveland	377	130	216	31	75	210	35.7	13	20	65.0
32)	Kansas City	419	129	247	43	80	193	41.5	18	27	66.7
	<b>Totals</b>	<b>10462</b>	<b>3206</b>	<b>6276</b>	<b>980</b>	<b>2524</b>	<b>6452</b>	<b>39.1</b>	<b>300</b>	<b>539</b>	<b>55.7</b>



## AFC / FIRST-DOWN PLAYS BY TEAMS

Rank	Team	Yds/Play	Plays	Yards
1)	Los Angeles Chargers	6.62	451	2985
2)	Kansas City	6.41	481	3082
3)	New England	6.27	496	3108
4)	Denver	6.25	454	2838
5)	Indianapolis	6.05	487	2944
6)	Cleveland	5.98	465	2779
7)	Pittsburgh	5.97	497	2967
8)	Miami	5.86	389	2280
9)	<b>Tennessee</b>	<b>5.67</b>	<b>416</b>	<b>2359</b>
10)	Cincinnati	5.52	424	2340
11)	Oakland	5.49	442	2426
12)	Baltimore	5.44	498	2711
13)	New York Jets	5.13	417	2141
14)	Houston	5.06	467	2365
15)	Buffalo	5.05	438	2210
16)	Jacksonville	4.77	424	2023
	<b>TOTAL</b>	<b>5.74</b>	<b>7246</b>	<b>41558</b>

## AFC / FIRST-DOWN PLAYS BY OPPONENTS

Rank	Team	Yds/Play	Plays	Yards
1)	Baltimore	4.77	421	2008
2)	Buffalo	4.97	432	2148
3)	Jacksonville	5.15	423	2180
4)	Indianapolis	5.31	447	2375
5)	Houston	5.45	440	2396
6)	<b>Tennessee</b>	<b>5.53</b>	<b>434</b>	<b>2400</b>
7)	Pittsburgh	5.67	449	2544
8)	Oakland	5.75	428	2463
9)	Miami	5.80	474	2751
10)	Los Angeles Chargers	5.89	441	2596
11)	Denver	5.90	456	2689
12)	Cleveland	6.08	534	3248
13)	New England	6.11	462	2825
14)	New York Jets	6.14	491	3014
15)	Kansas City	6.30	530	3341
16)	Cincinnati	6.41	490	3139
	<b>TOTAL</b>	<b>5.73</b>	<b>7352</b>	<b>42117</b>

## NFL / FIRST-DOWN PLAYS BY TEAMS

Rank	Team	Yds/Play	Plays	Yards
1)	Los Angeles Rams	6.82	513	3497
2)	Los Angeles Chargers	6.62	451	2985
3)	New Orleans	6.61	480	3174
4)	San Francisco	6.61	476	3145
5)	Atlanta	6.43	467	3001
6)	Kansas City	6.41	481	3082
7)	Tampa Bay	6.41	512	3280
8)	New England	6.27	496	3108
9)	Denver	6.25	454	2838
10)	Carolina	6.08	476	2895
11)	Indianapolis	6.05	487	2944
12)	Cleveland	5.98	465	2779
13)	Pittsburgh	5.97	497	2967
14)	Minnesota	5.91	454	2682
15)	Miami	5.86	389	2280
16)	Philadelphia	5.75	469	2696
17)	<b>Tennessee</b>	<b>5.67</b>	<b>416</b>	<b>2359</b>
18)	Green Bay	5.61	462	2594
19)	New York Giants	5.56	430	2391
20)	Cincinnati	5.52	424	2340
21)	Oakland	5.49	442	2426
22)	Baltimore	5.44	498	2711
23)	Seattle	5.36	448	2400
24)	Dallas	5.35	449	2400
25)	Chicago	5.27	454	2394
26)	Arizona	5.15	390	2008
27)	New York Jets	5.13	417	2141
28)	Houston	5.06	467	2365
29)	Buffalo	5.05	438	2210
30)	Detroit	4.79	450	2156
31)	Washington	4.79	417	1997
32)	Jacksonville	4.77	424	2023
	<b>TOTAL</b>	<b>5.77</b>	<b>14593</b>	<b>84268</b>

## NFC / FIRST-DOWN PLAYS BY TEAMS

Rank	Team	Yds/Play	Plays	Yards
1)	Los Angeles Rams	6.82	513	3497
2)	New Orleans	6.61	480	3174
3)	San Francisco	6.61	476	3145
4)	Atlanta	6.43	467	3001
5)	Tampa Bay	6.41	512	3280
6)	Carolina	6.08	476	2895
7)	Minnesota	5.91	454	2682
8)	Philadelphia	5.75	469	2696
9)	Green Bay	5.61	462	2594
10)	New York Giants	5.56	430	2391
11)	Seattle	5.36	448	2400
12)	Dallas	5.35	449	2400
13)	Chicago	5.27	454	2394
14)	Arizona	5.15	390	2008
15)	Detroit	4.79	450	2156
16)	Washington	4.79	417	1997
	<b>TOTAL</b>	<b>5.81</b>	<b>7347</b>	<b>42710</b>

## NFC / FIRST-DOWN PLAYS BY OPPONENTS

Rank	Team	Yds/Play	Plays	Yards
1)	Chicago	4.70	425	1996
2)	Dallas	4.86	432	2098
3)	Minnesota	5.34	450	2402
4)	New York Giants	5.55	470	2607
5)	Washington	5.60	457	2561
6)	Arizona	5.71	487	2780
7)	Green Bay	5.80	450	2611
8)	Detroit	5.88	430	2528
9)	Carolina	5.91	434	2567
10)	San Francisco	5.92	458	2710
11)	New Orleans	5.96	442	2633
12)	Tampa Bay	6.24	479	2990
13)	Atlanta	6.33	487	3084
14)	Seattle	6.40	453	2900
15)	Philadelphia	6.41	443	2838
16)	Los Angeles Rams	6.41	444	2846
	<b>TOTAL</b>	<b>5.82</b>	<b>7241</b>	<b>42151</b>

## NFL / FIRST-DOWN PLAYS BY OPPONENTS

Rank	Team	Yds/Play	Plays	Yards
1)	Chicago	4.70	425	1996
2)	Baltimore	4.77	421	2008
3)	Dallas	4.86	432	2098
4)	Buffalo	4.97	432	2148
5)	Jacksonville	5.15	423	2180
6)	Indianapolis	5.31	447	2375
7)	Minnesota	5.34	450	2402
8)	Houston	5.45	440	2396
9)	<b>Tennessee</b>	<b>5.53</b>	<b>434</b>	<b>2400</b>
10)	New York Giants	5.55	470	2607
11)	Washington	5.60	457	2561
12)	Pittsburgh	5.67	449	2544
13)	Arizona	5.71	487	2780
14)	Oakland	5.75	428	2463
15)	Green Bay	5.80	450	2611
16)	Miami	5.80	474	2751
17)	Detroit	5.88	430	2528
18)	Los Angeles Chargers	5.89	441	2596
19)	Denver	5.90	456	2689
20)	Carolina	5.91	434	2567
21)	San Francisco	5.92	458	2710
22)	New Orleans	5.96	442	2633
23)	Cleveland	6.08	534	3248
24)	New England	6.11	462	2825
25)	New York Jets	6.14	491	3014
26)	Tampa Bay	6.24	479	2990
27)	Kansas City	6.30	530	3341
28)	Atlanta	6.33	487	3084
29)	Seattle	6.40	453	2900
30)	Cincinnati	6.41	490	3139
31)	Philadelphia	6.41	443	2838
32)	Los Angeles Rams	6.41	444	2846
	<b>TOTAL</b>	<b>5.77</b>	<b>14593</b>	<b>84268</b>

**WEEK 17 / THROUGH SUNDAY, DECEMBER 30, 2018**

**AFC / KICKOFFS (Receiving Team)**

Rank	Team	TotKO	AdjKO	TB	TB%	EZ	EZ%	OB	I20	Avg.Start
1)	New York Jets	97	93	47	50.5	58	59.8	1	11	28.1
<b>2)</b>	<b>Tennessee</b>	<b>71</b>	<b>71</b>	<b>48</b>	<b>67.6</b>	<b>57</b>	<b>80.3</b>	<b>0</b>	<b>2</b>	<b>28.0</b>
3)	Kansas City	87	81	44	54.3	56	64.4	2	7	26.7
4)	Cincinnati	96	91	52	57.1	63	65.6	1	6	26.7
5)	New England	76	72	46	63.9	61	80.3	0	8	26.3
6)	Houston	73	70	51	72.9	59	80.8	0	0	25.9
7)	Oakland	97	96	67	69.8	72	74.2	1	5	25.8
8)	Jacksonville	78	77	52	67.5	60	76.9	0	6	25.5
9)	Baltimore	66	66	34	51.5	44	66.7	0	8	25.2
10)	Buffalo	81	79	41	51.9	49	60.5	1	9	25.1
11)	Indianapolis	78	78	61	78.2	64	82.1	0	3	24.9
12)	Miami	92	90	51	56.7	75	81.5	0	10	24.9
13)	Pittsburgh	81	80	48	60.0	56	69.1	0	10	24.2
14)	Denver	78	77	47	61.0	59	75.6	1	9	24.2
15)	Los Angeles Char	74	68	40	58.8	56	75.7	1	8	24.2
16)	Cleveland	91	90	46	51.1	62	68.1	0	12	23.8
	<b>Totals</b>	<b>1316</b>	<b>1279</b>	<b>775</b>	<b>60.6</b>	<b>951</b>	<b>74.4</b>	<b>8</b>	<b>114</b>	<b>25.6</b>

**AFC / KICKOFFS (Kicking Team)**

Rank	Team	TotKO	AdjKO	TB	TB%	EZ	EZ%	OB	I20	Avg.Start
1)	Houston	92	90	58	64.4	74	80.4	0	10	23.9
2)	Denver	73	68	42	61.8	54	74.0	1	11	24.3
3)	Jacksonville	64	61	41	67.2	46	71.9	0	6	24.4
4)	Kansas City	111	108	72	66.7	86	77.5	3	14	24.6
5)	Los Angeles Char	88	86	27	31.4	48	54.5	0	12	24.8
6)	Pittsburgh	85	84	50	59.5	61	71.8	0	9	24.8
7)	Cincinnati	79	78	45	57.7	61	77.2	1	8	25.0
8)	Indianapolis	88	84	59	70.2	68	77.3	0	9	25.1
9)	Cleveland	79	77	52	67.5	62	78.5	1	6	25.2
10)	New York Jets	83	81	60	74.1	69	83.1	0	4	25.2
11)	Oakland	71	68	29	42.6	43	60.6	1	11	25.3
12)	Miami	70	69	55	79.7	58	82.9	1	4	25.5
13)	Baltimore	92	89	58	65.2	73	79.3	1	6	25.7
14)	Buffalo	66	62	30	48.4	41	62.1	0	9	26.2
<b>15)</b>	<b>Tennessee</b>	<b>72</b>	<b>70</b>	<b>45</b>	<b>64.3</b>	<b>54</b>	<b>75.0</b>	<b>0</b>	<b>5</b>	<b>26.7</b>
16)	New England	93	93	50	53.8	64	68.8	0	7	27.1
	<b>Totals</b>	<b>1306</b>	<b>1268</b>	<b>773</b>	<b>61.0</b>	<b>962</b>	<b>75.9</b>	<b>9</b>	<b>131</b>	<b>25.2</b>

**NFC / KICKOFFS (Receiving Team)**

Rank	Team	TotKO	AdjKO	TB	TB%	EZ	EZ%	OB	I20	Avg.Start
1)	San Francisco	90	88	53	60.2	71	78.9	1	10	26.1
2)	New Orleans	75	71	49	69.0	60	80.0	1	4	25.2
3)	Seattle	79	77	48	62.3	59	74.7	1	11	25.2
4)	Minnesota	83	80	57	71.3	69	83.1	1	5	25.2
5)	Tampa Bay	91	90	59	65.6	70	76.9	1	5	25.2
6)	New York Giants	91	85	44	51.8	67	73.6	0	10	25.0
7)	Arizona	87	85	61	71.8	69	79.3	0	7	24.8
8)	Green Bay	86	83	54	65.1	62	72.1	1	6	24.8
9)	Atlanta	87	86	55	64.0	77	88.5	0	8	24.8
10)	Dallas	77	73	60	82.2	66	85.7	1	4	24.7
11)	Carolina	81	80	53	66.3	64	79.0	2	10	24.7
12)	Washington	77	75	47	62.7	54	70.1	0	7	24.7
13)	Detroit	77	73	55	75.3	64	83.1	0	5	24.7
14)	Los Angeles Rams	87	81	43	53.1	62	71.3	1	12	24.7
15)	Philadelphia	82	82	49	59.8	62	75.6	0	11	24.6
16)	Chicago	68	62	39	62.9	47	69.1	0	11	23.4
	<b>Totals</b>	<b>1318</b>	<b>1271</b>	<b>826</b>	<b>65.0</b>	<b>1023</b>	<b>80.5</b>	<b>10</b>	<b>126</b>	<b>24.9</b>

**NFC / KICKOFFS (Kicking Team)**

Rank	Team	TotKO	AdjKO	TB	TB%	EZ	EZ%	OB	I20	Avg.Start
1)	Detroit	79	73	37	50.7	52	65.8	0	15	23.8
2)	Arizona	56	55	28	50.9	37	66.1	1	5	24.3
3)	New Orleans	103	102	64	62.7	86	83.5	0	11	24.5
4)	New York Giants	85	80	51	63.8	60	70.6	3	5	24.7
5)	Tampa Bay	86	83	51	61.4	63	73.3	0	8	24.9
6)	Atlanta	89	85	51	60.0	64	71.9	0	6	25.0
7)	Philadelphia	82	81	57	70.4	64	78.0	0	6	25.1
8)	Washington	70	69	56	81.2	62	88.6	0	2	25.1
9)	Minnesota	79	72	44	61.1	53	67.1	2	7	25.2
10)	Los Angeles Rams	107	106	77	72.6	85	79.4	1	6	25.3
11)	Carolina	78	76	60	78.9	68	87.2	0	3	25.5
12)	San Francisco	81	78	52	66.7	62	76.5	0	7	25.6
13)	Chicago	89	87	65	74.7	74	83.1	1	6	25.8
14)	Dallas	77	77	52	67.5	65	84.4	0	3	26.2
15)	Seattle	83	79	42	53.2	57	68.7	1	11	26.4
16)	Green Bay	84	79	41	51.9	60	71.4	0	8	26.6
	<b>Totals</b>	<b>1328</b>	<b>1282</b>	<b>828</b>	<b>64.6</b>	<b>1012</b>	<b>78.9</b>	<b>9</b>	<b>109</b>	<b>25.3</b>

Note: Average team drive start DOES NOT include onside kicks or kickoffs at the end of a half unless either kickoff is returned for a touchdown. All other kickoffs (returned kickoffs, fair catches, touchback and kickoffs out of bounds) are included. Kickoffs resulting in the kicking team retaining possession are not included.

ADJ KO: Adjusted kickoffs are used to compute the Avg. Team Drive Start.

I20: The number of drives that start inside (not including) the 20 yd line.

**WEEK 17 / THROUGH SUNDAY, DECEMBER 30, 2018**

**NFL / KICKOFFS (Receiving Team)**

Rank	Team	TotKO	AdjKO	TB	TB%	EZ	EZ%	OB	I20	Avg.Start
1)	New York Jets	97	93	47	50.5	58	59.8	1	11	28.1
<b>2)</b>	<b>Tennessee</b>	<b>71</b>	<b>71</b>	<b>48</b>	<b>67.6</b>	<b>57</b>	<b>80.3</b>	<b>0</b>	<b>2</b>	<b>28.0</b>
3)	Kansas City	87	81	44	54.3	56	64.4	2	7	26.7
4)	Cincinnati	96	91	52	57.1	63	65.6	1	6	26.7
5)	New England	76	72	46	63.9	61	80.3	0	8	26.3
6)	San Francisco	90	88	53	60.2	71	78.9	1	10	26.1
7)	Houston	73	70	51	72.9	59	80.8	0	0	25.9
8)	Oakland	97	96	67	69.8	72	74.2	1	5	25.8
9)	Jacksonville	78	77	52	67.5	60	76.9	0	6	25.5
10)	New Orleans	75	71	49	69.0	60	80.0	1	4	25.2
11)	Baltimore	66	66	34	51.5	44	66.7	0	8	25.2
12)	Seattle	79	77	48	62.3	59	74.7	1	11	25.2
13)	Minnesota	83	80	57	71.3	69	83.1	1	5	25.2
14)	Tampa Bay	91	90	59	65.6	70	76.9	1	5	25.2
15)	Buffalo	81	79	41	51.9	49	60.5	1	9	25.1
16)	New York Giants	91	85	44	51.8	67	73.6	0	10	25.0
17)	Indianapolis	78	78	61	78.2	64	82.1	0	3	24.9
18)	Miami	92	90	51	56.7	75	81.5	0	10	24.9
19)	Arizona	87	85	61	71.8	69	79.3	0	7	24.8
20)	Green Bay	86	83	54	65.1	62	72.1	1	6	24.8
21)	Atlanta	87	86	55	64.0	77	88.5	0	8	24.8
22)	Dallas	77	73	60	82.2	66	85.7	1	4	24.7
23)	Carolina	81	80	53	66.3	64	79.0	2	10	24.7
24)	Washington	77	75	47	62.7	54	70.1	0	7	24.7
25)	Detroit	77	73	55	75.3	64	83.1	0	5	24.7
26)	Los Angeles Rams	87	81	43	53.1	62	71.3	1	12	24.7
27)	Philadelphia	82	82	49	59.8	62	75.6	0	11	24.6
28)	Pittsburgh	81	80	48	60.0	56	69.1	0	10	24.2
29)	Denver	78	77	47	61.0	59	75.6	1	9	24.2
30)	Los Angeles Char	74	68	40	58.8	56	75.7	1	8	24.2
31)	Cleveland	91	90	46	51.1	62	68.1	0	12	23.8
32)	Chicago	68	62	39	62.9	47	69.1	0	11	23.4
	<b>Totals</b>	<b>2634</b>	<b>2550</b>	<b>1601</b>	<b>62.8</b>	<b>1974</b>	<b>77.4</b>	<b>18</b>	<b>240</b>	<b>25.3</b>

**NFL / KICKOFFS (Kicking Team)**

Rank	Team	TotKO	AdjKO	TB	TB%	EZ	EZ%	OB	I20	Avg.Start
1)	Detroit	79	73	37	50.7	52	65.8	0	15	23.8
2)	Houston	92	90	58	64.4	74	80.4	0	10	23.9
3)	Denver	73	68	42	61.8	54	74.0	1	11	24.3
4)	Arizona	56	55	28	50.9	37	66.1	1	5	24.3
5)	Jacksonville	64	61	41	67.2	46	71.9	0	6	24.4
6)	New Orleans	103	102	64	62.7	86	83.5	0	11	24.5
7)	Kansas City	111	108	72	66.7	86	77.5	3	14	24.6
8)	New York Giants	85	80	51	63.8	60	70.6	3	5	24.7
9)	Los Angeles Char	88	86	27	31.4	48	54.5	0	12	24.8
10)	Pittsburgh	85	84	50	59.5	61	71.8	0	9	24.8
11)	Tampa Bay	86	83	51	61.4	63	73.3	0	8	24.9
12)	Atlanta	89	85	51	60.0	64	71.9	0	6	25.0
13)	Cincinnati	79	78	45	57.7	61	77.2	1	8	25.0
14)	Philadelphia	82	81	57	70.4	64	78.0	0	6	25.1
15)	Indianapolis	88	84	59	70.2	68	77.3	0	9	25.1
16)	Washington	70	69	56	81.2	62	88.6	0	2	25.1
17)	Minnesota	79	72	44	61.1	53	67.1	2	7	25.2
18)	Cleveland	79	77	52	67.5	62	78.5	1	6	25.2
19)	New York Jets	83	81	60	74.1	69	83.1	0	4	25.2
20)	Oakland	71	68	29	42.6	43	60.6	1	11	25.3
21)	Los Angeles Rams	107	106	77	72.6	85	79.4	1	6	25.3
22)	Carolina	78	76	60	78.9	68	87.2	0	3	25.5
23)	Miami	70	69	55	79.7	58	82.9	1	4	25.5
24)	San Francisco	81	78	52	66.7	62	76.5	0	7	25.6
25)	Baltimore	92	89	58	65.2	73	79.3	1	6	25.7
26)	Chicago	89	87	65	74.7	74	83.1	1	6	25.8
27)	Dallas	77	77	52	67.5	65	84.4	0	3	26.2
28)	Buffalo	66	62	30	48.4	41	62.1	0	9	26.2
29)	Seattle	83	79	42	53.2	57	68.7	1	11	26.4
30)	Green Bay	84	79	41	51.9	60	71.4	0	8	26.6
<b>31)</b>	<b>Tennessee</b>	<b>72</b>	<b>70</b>	<b>45</b>	<b>64.3</b>	<b>54</b>	<b>75.0</b>	<b>0</b>	<b>5</b>	<b>26.7</b>
32)	New England	93	93	50	53.8	64	68.8	0	7	27.1
	<b>Totals</b>	<b>2634</b>	<b>2550</b>	<b>1601</b>	<b>62.8</b>	<b>1974</b>	<b>77.4</b>	<b>18</b>	<b>240</b>	<b>25.3</b>

Note: Average team drive start DOES NOT include onside kicks or kickoffs at the end of a half unless either kickoff is returned for a touchdown. All other kickoffs (returned kickoffs, fair catches, touchback and kickoffs out of bounds) are included. Kickoffs resulting in the kicking team retaining possession are not included.

ADJ KO: Adjusted kickoffs are used to compute the Avg. Team Drive Start.

I20: The number of drives that start inside (not including) the 20 yd line.

**WEEK 17 / THROUGH SUNDAY, DECEMBER 30, 2018****AFC / SINGLE-GAME HIGHS / PLAYERS**

Most Points-- 24, Myers, NY-J vs. Ind., 10/14, (0 td, 7 fg, 3 xp, 0 2pt)  
Most Points-- 24, Henry, Tenn. vs. Jax , 12/6, (4 td, 0 fg, 0 xp, 0 2pt)  
Passing Yards-- 478, Mahomes, K.C. at LA-R, 11/19, (33-46, 478, 6 td, 3 int)  
Longest Pass-- 97, Roethlisberger, Pitt. at Denv., 11/25, (to Smith-Schuster, JuJu, td)  
Passing Touchdowns-- 6, Mahomes, K.C. at Pitt., 9/16, (23-28, 326, 6 td, 0 int)  
Passing Touchdowns-- 6, Mahomes, K.C. at LA-R, 11/19, (33-46, 478, 6 td, 3 int)  
Rushing Yards-- 238, Henry, Tenn. vs. Jax , 12/6, (17-238, 4 td)  
Rushing Attempts-- 33, Henry, Tenn. at NY-G, 12/16, (33-170, 2 td)  
Longest Rush-- 99, Henry, Tenn. vs. Jax , 12/6, td  
Receptions-- 14, Allen, LA-C at Pitt., 12/2, (14-148, 1 td)  
Receptions-- 14, Brown, Pitt. at N.O., 12/23, (14-185, 2 td)  
Receiving Yards-- 215, Hill, K.C. at LA-R, 11/19, (10-215, 2 td)  
Kickoff Return Yards-- 207, Tr. Smith, K.C. at LA-R, 11/19, (7-207, 0 td)  
Kickoff Returns-- 7, Tr. Smith, K.C. at LA-R, 11/19, (7-207, 0 td)  
Longest Kickoff Return-- 102, Grant, Miami vs. Tenn., 9/9, td  
Punt Return Yards-- 137, A. Roberts, NY-J at Det., 9/10, (3-137, 0 fc, 1 td)  
Punt Returns-- 6, Grant, Balt. vs. Buff., 9/9, (6-54, 1 fc, 0 td)  
Punt Returns-- 6, Carter, Hou. vs. Jax , 12/30, (6-56, 3 fc, 0 td)  
Longest Punt Return-- 99, D. Harris, Oak. vs. Denv., 12/24, td  
Interceptions-- 2, Ward, Clev. vs. Pitt., 9/9 (OT), (2-26, 0 td)  
Interceptions-- 2, (10 times in Non-Overtime Games)  
Longest Interception Return-- 104, Maye, NY-J vs. Denv., 10/7  
Sacks-- 3.0, Watt, Pitt. at Clev., 9/9 (OT)  
Sacks-- 3.0, (10 times in Non-Overtime Games)  
Scrimmage Yards-- 238, Henry, Tenn. vs. Jax , 12/6, (Rush 17-238, Rec 0-0)  
Longest Punt-- 79, Colquitt, Clev. at T.B., 10/21 (OT)  
Longest Punt-- 72, Cooke, Jax vs. Wash., 12/16  
Punts-- 12, Colquitt, Clev. vs. Pitt., 9/9 (OT), (12-522, 43.5)  
Punts-- 9, (4 times in Non-Overtime Games)  
Field Goals Made-- 7, Myers, NY-J vs. Ind., 10/14, (7-7, 48 lg)  
Longest Field Goal-- 59, Badgley, LA-C vs. Cin., 12/9

**NFC / SINGLE-GAME HIGHS / PLAYERS**

Most Points-- 22, Gurley, LA-R vs. Ariz., 9/16, (3 td, 0 fg, 0 xp, 2 2pt)  
Passing Yards-- 471, Foles, Phil. vs. Hou., 12/23, (35-49, 471, 4 td, 1 int)  
Longest Pass-- 90, Prescott, Dal. vs. Wash., 11/22, (to Cooper, Amari, td)  
Passing Touchdowns-- 6, Trubisky, Chi. vs. T.B., 9/30, (19-26, 354, 6 td, 0 int)  
Rushing Yards-- 208, Gurley, LA-R at Denv., 10/14, (28-208, 2 td)  
Rushing Attempts-- 32, Carson, Sea. vs. Dal., 9/23, (32-102, 1 td)  
Longest Rush-- 90, Peterson, Wash. at Phil., 12/3, td  
Receptions-- 16, Thomas, N.O. vs. T.B., 9/9, (16-180, 1 td)  
Receiving Yards-- 217, Cooper, Dal. vs. Phil., 12/9 (OT), (10-217, 3 td)  
Receiving Yards-- 211, Thomas, N.O. vs. LA-R, 11/4, (12-211, 1 td)  
Kickoff Return Yards-- 159, Reed, S.F. vs. Det., 9/16, (4-159, 0 td)  
Kickoff Returns-- 7, Ogunbowale, T.B. at NY-G, 11/18, (7-137, 0 td)  
Longest Kickoff Return-- 97, James, S.F. vs. Sea., 12/16 (OT), td  
Longest Kickoff Return-- 90, Reed, S.F. vs. Det., 9/16  
Punt Return Yards-- 133, Natson, LA-R vs. Ariz., 9/16, (6-133, 1 fc, 0 td)  
Punt Returns-- 6, Natson, LA-R vs. Ariz., 9/16, (6-133, 1 fc, 0 td)  
Longest Punt Return-- 70, Sherels, Minn. vs. Miami, 12/16  
Interceptions-- 3, Adams, T.B. vs. Car., 12/2, (3-21, 0 td)  
Longest Interception Return-- 98, Wagner, Sea. vs. S.F., 12/2, td  
Sacks-- 4.0, Donald, LA-R at S.F., 10/21  
Scrimmage Yards-- 240, Elliott, Dal. vs. Det., 9/30, (Rush 25-152, Rec 4-88)  
Longest Punt-- 70, Wile, Minn. vs. Buff., 9/23  
Punts-- 8, M. Dickson, Sea. at S.F., 12/16 (OT), (8-426, 53.3)  
Punts-- 8, (6 times in Non-Overtime Games)  
Field Goals Made-- 5, Crosby, G.B. vs. Minn., 9/16 (OT), (5-6, 48 lg)  
Field Goals Made-- 4, (9 times in Non-Overtime Games)  
Longest Field Goal-- 63, Gano, Car. vs. NY-G, 10/7

**NFL / SINGLE-GAME HIGHS / PLAYERS**

Most Points-- 24, Myers, NY-J vs. Ind., 10/14, (0 td, 7 fg, 3 xp, 0 2pt)  
Most Points-- 24, Henry, Tenn. vs. Jax , 12/6, (4 td, 0 fg, 0 xp, 0 2pt)  
Passing Yards-- 478, Mahomes, K.C. at LA-R, 11/19, (33-46, 478, 6 td, 3 int)  
Longest Pass-- 97, Roethlisberger, Pitt. at Denv., 11/25, (to Smith-Schuster, JuJu, td)  
Passing Touchdowns-- 6, (3 times in Non-Overtime Games)  
Rushing Yards-- 238, Henry, Tenn. vs. Jax , 12/6, (17-238, 4 td)  
Rushing Attempts-- 33, Henry, Tenn. at NY-G, 12/16, (33-170, 2 td)  
Longest Rush-- 99, Henry, Tenn. vs. Jax , 12/6, td  
Receptions-- 16, Thomas, N.O. vs. T.B., 9/9, (16-180, 1 td)  
Receiving Yards-- 217, Cooper, Dal. vs. Phil., 12/9 (OT), (10-217, 3 td)  
Receiving Yards-- 215, Hill, K.C. at LA-R, 11/19, (10-215, 2 td)  
Kickoff Return Yards-- 207, Tr. Smith, K.C. at LA-R, 11/19, (7-207, 0 td)  
Kickoff Returns-- 7, Ogunbowale, T.B. at NY-G, 11/18, (7-137, 0 td)



**Kickoff Returns**-- 7, Tr. Smith, K.C. at LA-R, 11/19, (7-207, 0 td)  
**Longest Kickoff Return**-- 102, Grant, Miami vs. Tenn., 9/9, td  
**Punt Return Yards**-- 137, A. Roberts, NY-J at Det., 9/10, (3-137, 0 fc, 1 td)  
**Punt Returns**-- 6, (3 times in Non-Overtime Games)  
**Longest Punt Return**-- 99, D. Harris, Oak. vs. Denv., 12/24, td  
**Interceptions**-- 3, Adams, T.B. vs. Car., 12/2, (3-21, 0 td)  
**Longest Interception Return**-- 104, Maye, NY-J vs. Denv., 10/7  
**Sacks**-- 4.0, Donald, LA-R at S.F., 10/21  
**Scrimmage Yards**-- 240, Elliott, Dal. vs. Det., 9/30, (Rush 25-152, Rec 4-88)  
**Longest Punt**-- 79, Colquitt, Clev. at T.B., 10/21 (OT)  
**Longest Punt**-- 72, Cooke, Jax vs. Wash., 12/16  
**Punts**-- 12, Colquitt, Clev. vs. Pitt., 9/9 (OT), (12-522, 43.5)  
**Punts**-- 9, (4 times in Non-Overtime Games)  
**Field Goals Made**-- 7, Myers, NY-J vs. Ind., 10/14, (7-7, 48 lg)  
**Longest Field Goal**-- 63, Gano, Car. vs. NY-G, 10/7

### 300-Yard Passing Games

478, Mahomes, KC at LAR 11/19 (33-46, 6 TD)	352, Mahomes, KC at NE 10/14 (23-36, 4 TD)
471, Foles, PHI vs. HOU 12/23 (35-49, 4 TD)	350, Ryan, ATL at WAS 11/04 (26-38, 4 TD)
465, Goff, LAR vs. MIN 09/27 (26-33, 5 TD)	349, Beathard, SF vs. ARI 10/07 (34-54, 2 TD)
464, Luck, IND vs. HOU 09/30 (ot) (40-62, 4 TD)	348, Wentz, PHI at TEN 09/30 (ot) (33-50, 2 TD)
462, Roethlisberger, PIT at DEN 11/25 (41-56, 1 TD)	347, Stafford, DET at SF 09/16 (34-53, 3 TD)
455, Prescott, DAL vs. PHI 12/09 (ot) (42-54, 3 TD)	346, Brees, NO vs. LAR 11/04 (25-36, 4 TD)
452, Roethlisberger, PIT vs. KC 09/16 (39-60, 3 TD)	345, Winston, TB vs. ATL 12/30 (22-35, 4 TD)
442, Rodgers, GB at NYJ 12/23 (ot) (37-55, 2 TD)	345, Carr, OAK at MIA 09/23 (27-39, 1 TD)
442, Rodgers, GB at DET 10/07 (32-52, 3 TD)	<b>344, Mariota, TEN vs. PHI 09/30 (ot) (30-43, 2 TD)</b>
439, Brees, NO vs. TB 09/09 (37-45, 3 TD)	343, Luck, IND vs. MIA 11/25 (30-37, 3 TD)
437, Carr, OAK vs. CLE 09/30 (ot) (35-58, 4 TD)	342, Cousins, MIN vs. GB 11/25 (29-38, 3 TD)
430, Bortles, JAX at KC 10/07 (33-61, 1 TD)	342, Mayfield, CLE vs. BAL 10/07 (ot) (25-43, 1 TD)
425, Cousins, MIN at GB 09/16 (ot) (35-48, 4 TD)	341, Darnold, NYJ vs. GB 12/23 (ot) (24-35, 3 TD)
425, Rodgers, GB vs. SF 10/15 (25-46, 2 TD)	341, Brady, NE vs. IND 10/04 (34-44, 3 TD)
424, Rivers, LAC vs. KC 09/09 (34-51, 3 TD)	340, Brady, NE vs. KC 10/14 (24-35, 1 TD)
422, Cousins, MIN at LAR 09/27 (36-50, 3 TD)	339, Rivers, LAC vs. OAK 10/07 (22-27, 2 TD)
419, Ryan, ATL vs. CIN 09/30 (29-39, 3 TD)	339, Wilson, SEA at CAR 11/25 (22-31, 2 TD)
417, Fitzpatrick, TB at NO 09/09 (21-28, 4 TD)	339, Goff, LAR vs. PHI 12/16 (35-53, 0 TD)
414, Mullens, SF at SEA 12/02 (30-48, 2 TD)	339, Watson, HOU at PHI 12/23 (29-40, 2 TD)
413, Goff, LAR vs. KC 11/19 (31-49, 4 TD)	337, Dalton, CIN at ATL 09/30 (29-41, 3 TD)
411, Fitzpatrick, TB vs. PIT 09/24 (30-50, 3 TD)	336, Winston, TB at DAL 12/23 (34-48, 1 TD)
406, Fitzpatrick, TB vs. WAS 11/11 (29-41, 0 TD)	335, Newton, CAR at ATL 09/16 (32-45, 3 TD)
402, Fitzpatrick, TB vs. PHI 09/16 (27-33, 4 TD)	335, Roethlisberger, PIT at CLE 09/09 (ot) (23-41, 1 TD)
401, Rivers, LAC vs. DEN 11/18 (28-43, 2 TD)	334, Darnold, NYJ vs. MIA 09/16 (25-41, 1 TD)
399, Manning, NYG at ATL 10/22 (27-38, 1 TD)	334, Foles, PHI at TB 09/16 (35-48, 1 TD)
399, Luck, IND at HOU 12/09 (27-41, 2 TD)	333, Trubisky, CHI vs. NE 10/21 (26-50, 2 TD)
397, Mayfield, CLE at HOU 12/02 (29-43, 1 TD)	332, Rodgers, GB at SEA 11/15 (21-30, 2 TD)
396, Brees, NO at ATL 09/23 (ot) (39-49, 3 TD)	332, Mullens, SF vs. DEN 12/09 (20-33, 2 TD)
395, Winston, TB at ATL 10/14 (30-41, 4 TD)	330, Ryan, ATL at CLE 11/11 (38-52, 2 TD)
391, Goff, LAR at NO 11/04 (28-40, 3 TD)	329, Keenum, DEN vs. SEA 09/09 (25-39, 3 TD)
388, Bortles, JAX vs. NYJ 09/30 (29-38, 2 TD)	328, Roethlisberger, PIT vs. CAR 11/08 (22-25, 5 TD)
387, Prescott, DAL at NYG 12/30 (27-44, 4 TD)	326, Mahomes, KC at PIT 09/16 (23-28, 6 TD)
385, Watson, HOU vs. NYG 09/23 (24-40, 2 TD)	326, Brees, NO vs. PIT 12/23 (27-39, 1 TD)
380, Osweiler, MIA vs. CHI 10/14 (ot) (28-44, 3 TD)	326, Manning, NYG at CAR 10/07 (22-36, 2 TD)
380, Roethlisberger, PIT at NO 12/23 (33-50, 3 TD)	324, Brady, NE at BUF 10/29 (29-45, 0 TD)
379, Ryan, ATL vs. NYG 10/22 (31-39, 1 TD)	322, Keenum, DEN vs. LAR 10/14 (25-41, 2 TD)
378, Ryan, ATL at TB 12/30 (31-44, 2 TD)	322, Carr, OAK vs. PIT 12/09 (25-34, 2 TD)
377, Keenum, DEN at NYJ 10/07 (35-51, 2 TD)	321, Goff, LAR at SEA 10/07 (23-32, 1 TD)
377, Ryan, ATL at NO 11/22 (35-47, 2 TD)	320, Bortles, JAX at IND 11/11 (26-38, 2 TD)
377, Mahomes, KC vs. BAL 12/09 (ot) (35-53, 2 TD)	319, Luck, IND vs. CIN 09/09 (39-53, 2 TD)
376, Flacco, BAL at CIN 09/13 (32-55, 2 TD)	318, Goff, LAR vs. SEA 11/11 (28-39, 2 TD)
376, Mayfield, CLE at BAL 12/30 (23-42, 3 TD)	316, Manning, NYG vs. WAS 10/28 (30-47, 1 TD)
376, Bortles, JAX vs. NE 09/16 (29-45, 4 TD)	316, Trubisky, CHI at MIA 10/14 (ot) (22-31, 3 TD)
375, Watson, HOU vs. DAL 10/07 (ot) (33-44, 1 TD)	314, Roethlisberger, PIT at JAX 11/18 (27-47, 2 TD)
375, Watson, HOU at IND 09/30 (ot) (29-42, 2 TD)	314, Mahomes, KC vs. SF 09/23 (24-38, 3 TD)
375, Mahomes, KC at CLE 11/04 (23-32, 3 TD)	313, Rivers, LAC at KC 12/13 (26-38, 2 TD)
374, Ryan, ATL vs. NO 09/23 (ot) (26-35, 5 TD)	313, Mahomes, KC vs. JAX 10/07 (22-38, 0 TD)
369, Roethlisberger, PIT at CIN 10/14 (32-46, 1 TD)	312, Winston, TB vs. SF 11/25 (29-38, 2 TD)
365, Winston, TB vs. CLE 10/21 (ot) (32-52, 0 TD)	311, Wentz, PHI vs. MIN 10/07 (24-35, 2 TD)
365, Luck, IND at NE 10/04 (38-59, 3 TD)	311, Brady, NE vs. MIN 12/02 (24-32, 1 TD)
363, Flacco, BAL at PIT 09/30 (28-42, 2 TD)	310, Watson, HOU at TEN 09/16 (22-32, 2 TD)
363, Brees, NO vs. PHI 11/18 (22-30, 4 TD)	310, Stafford, DET vs. SEA 10/28 (27-40, 2 TD)
363, Brees, NO vs. WAS 10/08 (26-29, 3 TD)	310, Wentz, PHI vs. CAR 10/21 (30-37, 2 TD)
360, Wentz, PHI vs. DAL 11/11 (32-44, 2 TD)	309, Manning, NYG at IND 12/23 (25-33, 1 TD)
359, Cousins, MIN vs. NO 10/28 (31-41, 2 TD)	307, Stafford, DET at DAL 09/30 (24-30, 2 TD)
358, Mahomes, KC vs. CIN 10/21 (28-39, 4 TD)	306, A. Smith, WAS vs. ATL 11/04 (30-46, 1 TD)
358, Brady, NE at MIA 12/09 (27-43, 3 TD)	306, Rivers, LAC vs. TEN 10/21 (19-26, 2 TD)
357, Newton, CAR at DET 11/18 (25-37, 3 TD)	306, Wentz, PHI vs. WAS 12/03 (27-39, 2 TD)
357, Luck, IND vs. NYG 12/23 (31-47, 2 TD)	304, Mahomes, KC at DEN 10/01 (28-45, 1 TD)
355, Ryan, ATL vs. TB 10/14 (31-41, 3 TD)	303, Carr, OAK vs. LAR 09/10 (29-40, 0 TD)
355, Trubisky, CHI vs. DET 11/11 (23-30, 3 TD)	303, Mahomes, KC vs. DEN 10/28 (22-34, 4 TD)
354, Goff, LAR vs. ARI 09/16 (24-32, 1 TD)	<b>303, Mariota, TEN at HOU 11/26 (22-23, 2 TD)</b>
354, Goff, LAR vs. LAC 09/23 (29-36, 3 TD)	301, Cousins, MIN at PHI 10/07 (30-37, 1 TD)
354, Trubisky, CHI vs. TB 09/30 (19-26, 6 TD)	301, Luck, IND at NYJ 10/14 (23-43, 4 TD)
353, Roethlisberger, PIT at TB 09/24 (30-38, 3 TD)	301, Manning, NYG vs. DAL 12/30 (24-41, 2 TD)
352, Dalton, CIN at CAR 09/23 (29-46, 2 TD)	300, Newton, CAR at TB 12/02 (28-41, 2 TD)

## 100-Yard Receiving Games

217, Cooper, DAL vs. PHI 12/09 (ot) (10 rec., 3 TD)  
215, Hill, KC at LAR 11/19 (10 rec., 2 TD)  
211, Thomas, NO vs. LAR 11/04 (12 rec., 1 TD)  
210, Kittle, SF vs. DEN 12/09 (7 rec., 1 TD)  
199, Hilton, IND at HOU 12/09 (9 rec., 0 TD)  
189, Smith-Schuster, PIT at DEN 11/25 (13 rec., 1 TD)  
185, Brown, PIT at NO 12/23 (14 rec., 2 TD)  
180, Cook, OAK vs. LAR 09/10 (9 rec., 0 TD)  
180, Thomas, NO vs. TB 09/09 (16 rec., 1 TD)  
180, Cooper, DAL vs. WAS 11/22 (8 rec., 2 TD)  
179, M. Evans, TB at CIN 10/28 (6 rec., 1 TD)  
173, J. Jones, ATL vs. CIN 09/30 (9 rec., 0 TD)  
173, J. Nelson, OAK at MIA 09/23 (6 rec., 1 TD)  
170, Hopkins, HOU at NYJ 12/15 (10 rec., 2 TD)  
169, Hill, KC at LAC 09/09 (7 rec., 2 TD)  
169, J. Jones, ATL at PHI 09/06 (10 rec., 0 TD)  
169, Hopkins, HOU at IND 09/30 (ot) (10 rec., 1 TD)  
168, Kelce, KC at OAK 12/02 (12 rec., 2 TD)  
167, S. Shepard, NYG at ATL 10/22 (5 rec., 0 TD)  
166, D. Adams, GB at SEA 11/15 (10 rec., 0 TD)  
162, Kupp, LAR vs. MIN 09/27 (9 rec., 2 TD)  
**161, C. Davis, TEN vs. PHI 09/30 (ot) (9 rec., 1 TD)**  
160, Jeffery, PHI at LAR 12/16 (8 rec., 0 TD)  
159, Cooks, LAR vs. ARI 09/16 (7 rec., 0 TD)  
157, Smith, NO vs. PHI 11/18 (10 rec., 1 TD)  
157, Moore, CAR at DET 11/18 (7 rec., 1 TD)  
156, Cohen, CHI at NYG 12/02 (ot) (12 rec., 0 TD)  
155, Wilson, MIA vs. CHI 10/14 (ot) (6 rec., 2 TD)  
155, Hilton, IND vs. TEN 11/18 (9 rec., 2 TD)  
154, Brown, PIT vs. LAC 12/02 (10 rec., 1 TD)  
151, Hopkins, HOU vs. DAL 10/07 (ot) (9 rec., 0 TD)  
149, Kittle, SF at LAR 12/30 (9 rec., 1 TD)  
148, Allen, LAC at PIT 12/02 (14 rec., 1 TD)  
147, J. Jones, ATL at NO 11/22 (11 rec., 0 TD)  
147, Hopkins, HOU vs. JAX 12/30 (12 rec., 0 TD)  
147, M. Evans, TB at NO 09/09 (7 rec., 1 TD)  
146, Jackson, TB at NO 09/09 (5 rec., 2 TD)  
146, Golladay, DET at BUF 12/16 (7 rec., 0 TD)  
146, Ridley, ATL vs. NO 09/23 (ot) (7 rec., 3 TD)  
145, Ertz, PHI vs. DAL 11/11 (14 rec., 2 TD)  
144, J. Jones, ATL vs. TB 10/14 (10 rec., 0 TD)  
143, Beckham, NYG at ATL 10/22 (8 rec., 1 TD)  
142, Cobb, GB vs. CHI 09/09 (9 rec., 1 TD)  
142, Hill, KC at NE 10/14 (7 rec., 3 TD)  
140, D. Adams, GB at DET 10/07 (9 rec., 1 TD)  
140, R. Anderson, NYJ vs. GB 12/23 (ot) (9 rec., 1 TD)  
139, Hill, KC vs. BAL 12/09 (ot) (8 rec., 0 TD)  
138, Ertz, PHI vs. CAR 10/21 (9 rec., 0 TD)  
138, J. Jones, ATL at TB 12/30 (9 rec., 1 TD)  
138, Hilton, IND vs. NYG 12/23 (7 rec., 0 TD)  
138, James, PIT vs. KC 09/16 (5 rec., 1 TD)  
138, Boyd, CIN vs. TB 10/28 (9 rec., 1 TD)  
137, M. Evans, TB vs. PIT 09/24 (6 rec., 1 TD)  
136, Beckham, NYG vs. WAS 10/28 (8 rec., 0 TD)  
135, Stills, MIA vs. NE 12/09 (8 rec., 1 TD)  
135, Thielen, MIN at LAR 09/27 (8 rec., 1 TD)  
135, Sanders, DEN vs. SEA 09/09 (10 rec., 1 TD)  
134, Parker, MIA at HOU 10/25 (6 rec., 0 TD)  
134, J. Brown, BAL vs. NO 10/21 (7 rec., 1 TD)  
133, D. Adams, GB at LAR 10/28 (5 rec., 0 TD)  
133, Robinson, CHI vs. DET 11/11 (6 rec., 2 TD)  
132, Tate, DET at DAL 09/30 (8 rec., 2 TD)  
132, Boyd, CIN at CAR 09/23 (6 rec., 1 TD)  
132, D. Adams, GB vs. SF 10/15 (10 rec., 2 TD)  
131, Beckham, NYG at CAR 10/07 (8 rec., 1 TD)  
131, Thielen, MIN at GB 09/16 (ot) (12 rec., 1 TD)  
130, Smith-Schuster, PIT at OAK 12/09 (8 rec., 2 TD)  
130, Gordon, NE vs. GB 11/04 (5 rec., 1 TD)  
130, Westbrook, JAX vs. NYJ 09/30 (9 rec., 0 TD)  
129, Thomas, NO at ATL 09/23 (ot) (10 rec., 0 TD)  
129, Jackson, TB vs. PHI 09/16 (4 rec., 1 TD)  
129, Pettis, SF at SEA 12/02 (5 rec., 2 TD)  
128, Diggs, MIN at GB 09/16 (ot) (9 rec., 2 TD)  
128, Cooper, OAK vs. CLE 09/30 (ot) (8 rec., 1 TD)  
127, Kelce, KC at LAR 11/19 (10 rec., 1 TD)  
126, Diggs, MIN at CHI 11/18 (13 rec., 1 TD)  
126, T. Burton, CHI vs. NE 10/21 (9 rec., 1 TD)  
126, Goodwin, SF at GB 10/15 (4 rec., 2 TD)  
126, Baldwin, SEA vs. KC 12/23 (7 rec., 1 TD)  
125, Kittle, SF at LAC 09/30 (6 rec., 1 TD)  
125, Hilton, IND vs. MIA 11/25 (7 rec., 0 TD)  
125, Thielen, MIN vs. GB 11/25 (8 rec., 1 TD)  
**125, C. Davis, TEN vs. NE 11/11 (7 rec., 1 TD)**  
124, W. Fuller, HOU vs. MIA 10/25 (5 rec., 1 TD)  
124, Harris, WAS vs. ATL 11/04 (10 rec., 0 TD)  
124, Kamara, NO at ATL 09/23 (ot) (15 rec., 0 TD)

124, Allen, LAC at SEA 11/04 (6 rec., 0 TD)  
123, R. Anderson, NYJ vs. DEN 10/07 (3 rec., 2 TD)  
123, Diggs, MIN at LAR 09/27 (11 rec., 0 TD)  
123, Gronkowski, NE vs. HOU 09/09 (7 rec., 1 TD)  
123, Thielen, MIN vs. ARI 10/14 (11 rec., 1 TD)  
122, A. Miller, CHI vs. DET 11/11 (5 rec., 1 TD)  
122, Rudolph, MIN at DET 12/23 (9 rec., 2 TD)  
121, Smith-Schuster, PIT vs. KC 09/16 (13 rec., 1 TD)  
121, Cohen, CHI vs. TB 09/30 (7 rec., 1 TD)  
121, J. Jones, ATL at WAS 11/04 (7 rec., 1 TD)  
121, M. Evans, TB at BAL 12/16 (4 rec., 0 TD)  
120, M. Evans, TB at NYG 11/18 (6 rec., 1 TD)  
119, Jarwin, DAL at NYG 12/30 (7 rec., 3 TD)  
119, Diggs, MIN vs. NO 10/28 (10 rec., 1 TD)  
119, Smith-Schuster, PIT at CLE 09/09 (ot) (5 rec., 0 TD)  
119, D. Adams, GB at CHI 12/16 (8 rec., 0 TD)  
118, Ty. Williams, LAC vs. TEN 10/21 (4 rec., 1 TD)  
118, Ty. Williams, LAC at CLE 10/14 (3 rec., 2 TD)  
118, J. Jones, ATL vs. DAL 11/18 (6 rec., 1 TD)  
117, Hill, KC vs. ARI 11/11 (7 rec., 2 TD)  
117, Green, CIN at KC 10/21 (7 rec., 0 TD)  
117, Brown, PIT at JAX 11/18 (5 rec., 1 TD)  
117, M. Jones, DET vs. SEA 10/28 (7 rec., 2 TD)  
116, Thielen, MIN at PHI 10/07 (7 rec., 1 TD)  
116, Smith-Schuster, PIT at TB 09/24 (9 rec., 0 TD)  
116, Cook, OAK vs. PIT 12/09 (7 rec., 0 TD)  
116, Agholor, PHI vs. HOU 12/23 (5 rec., 1 TD)  
116, J. Brown, BAL at PIT 09/30 (3 rec., 1 TD)  
116, Cooks, LAR vs. MIN 09/27 (7 rec., 1 TD)  
116, Cooper, OAK at DEN 09/16 (10 rec., 0 TD)  
116, Cole, JAX vs. NE 09/16 (7 rec., 1 TD)  
116, M. Evans, TB vs. SF 11/25 (6 rec., 0 TD)  
115, Hilton, IND vs. HOU 09/30 (ot) (4 rec., 0 TD)  
115, Sanders, DEN vs. LAR 10/14 (7 rec., 1 TD)  
115, Smith-Schuster, PIT at NO 12/23 (11 rec., 0 TD)  
114, Godwin, TB vs. ATL 12/30 (6 rec., 2 TD)  
114, Kelce, KC vs. SF 09/23 (8 rec., 0 TD)  
114, Golladay, DET vs. NYJ 09/10 (7 rec., 0 TD)  
114, Cooks, LAR at NO 11/04 (6 rec., 1 TD)  
113, W. Fuller, HOU at TEN 09/16 (8 rec., 1 TD)  
113, Golladay, DET vs. CAR 11/18 (8 rec., 1 TD)  
113, S. Shepard, NYG at IND 12/23 (6 rec., 0 TD)  
112, Kamara, NO vs. TB 09/09 (9 rec., 1 TD)  
112, Jackson, TB at CHI 09/30 (5 rec., 0 TD)  
112, Green, CIN vs. MIA 10/07 (6 rec., 0 TD)  
112, Ertz, PHI at TEN 09/30 (ot) (10 rec., 0 TD)  
112, McCaffrey, CAR vs. SEA 11/25 (11 rec., 1 TD)  
112, McDonald, PIT at TB 09/24 (4 rec., 1 TD)  
111, Smith-Schuster, PIT at CIN 10/14 (7 rec., 0 TD)  
111, Sanu, ATL vs. CIN 09/30 (6 rec., 0 TD)  
111, Beckham, NYG vs. JAX 09/09 (11 rec., 0 TD)  
111, Smith, NO vs. WAS 10/08 (3 rec., 2 TD)  
110, Hopkins, HOU at TEN 09/16 (6 rec., 1 TD)  
110, Gabriel, CHI at MIA 10/14 (ot) (5 rec., 0 TD)  
110, Cook, OAK vs. CLE 09/30 (ot) (8 rec., 2 TD)  
110, Thielen, MIN at NYJ 10/21 (9 rec., 1 TD)  
110, Ertz, PHI vs. MIN 10/07 (10 rec., 1 TD)  
110, Ertz, PHI vs. HOU 12/23 (12 rec., 2 TD)  
109, Kelce, KC at PIT 09/16 (7 rec., 2 TD)  
109, Woods, LAR at DEN 10/14 (7 rec., 0 TD)  
109, Beckham, NYG at HOU 09/23 (9 rec., 0 TD)  
109, Coutee, HOU at IND 09/30 (ot) (11 rec., 0 TD)  
109, Thomas, NO vs. PIT 12/23 (11 rec., 1 TD)  
109, Tate, DET at SF 09/16 (7 rec., 0 TD)  
109, Moncrief, JAX vs. NYJ 09/30 (5 rec., 1 TD)  
108, Allen, LAC vs. KC 09/09 (8 rec., 1 TD)  
108, Foster, BUF vs. DET 12/16 (4 rec., 1 TD)  
108, Kittle, SF vs. OAK 11/01 (4 rec., 1 TD)  
107, Watkins, KC vs. DEN 10/28 (8 rec., 2 TD)  
107, Gronkowski, NE at MIA 12/09 (8 rec., 1 TD)  
107, Lockett, SEA at CAR 11/25 (5 rec., 1 TD)  
107, Cooks, LAR vs. KC 11/19 (8 rec., 0 TD)  
107, M. Evans, TB vs. CLE 10/21 (ot) (7 rec., 0 TD)  
107, J. Jones, ATL at CLE 11/11 (7 rec., 1 TD)  
106, M. Evans, TB vs. ATL 12/30 (6 rec., 2 TD)  
106, J. Jones, ATL at GB 12/09 (8 rec., 2 TD)  
106, Stills, MIA vs. TEN 09/09 (4 rec., 2 TD)  
106, Landry, CLE vs. PIT 09/09 (ot) (7 rec., 0 TD)  
105, Brown, PIT at CIN 10/14 (5 rec., 1 TD)  
105, Hunt, KC at NE 10/14 (5 rec., 1 TD)  
105, Foster, BUF at NYJ 11/11 (3 rec., 0 TD)  
105, Dissly, SEA at DEN 09/09 (3 rec., 1 TD)  
105, Jeffery, PHI at TEN 09/30 (ot) (8 rec., 1 TD)  
105, Hopkins, HOU at DEN 11/04 (10 rec., 1 TD)  
105, De. Thomas, DEN at NYJ 10/07 (5 rec., 1 TD)  
105, Thielen, MIN vs. BUF 09/23 (14 rec., 0 TD)  
105, Ebron, IND at NE 10/04 (9 rec., 2 TD)  
**104, Taylor, TEN vs. NYJ 12/02 (3 rec., 0 TD)**

104, Foster, BUF vs. NYJ 12/09 (7 rec., 0 TD)  
 104, Woods, LAR vs. LAC 09/23 (10 rec., 2 TD)  
 104, Edelman, NE at BUF 10/29 (9 rec., 0 TD)  
 104, Smith-Schuster, PIT at JAX 11/18 (8 rec., 0 TD)  
 104, Hopkins, HOU at PHI 12/23 (9 rec., 0 TD)  
 104, Gabriel, CHI vs. TB 09/30 (7 rec., 2 TD)  
 104, Graham, GB vs. SF 10/15 (5 rec., 0 TD)  
 104, J. Jones, ATL vs. NYG 10/22 (9 rec., 0 TD)  
 104, Edelman, NE at TEN 11/11 (9 rec., 0 TD)  
 103, Moore, SEA at CAR 11/25 (4 rec., 1 TD)  
 103, Landry, CLE vs. NYJ 09/20 (8 rec., 0 TD)  
 103, Godwin, TB vs. WAS 11/11 (7 rec., 0 TD)  
 103, Thielen, MIN vs. NO 10/28 (7 rec., 1 TD)  
 103, Landry, CLE at HOU 12/02 (6 rec., 0 TD)  
 103, Valdes-Scantling, GB vs. SF 10/15 (3 rec., 0 TD)  
 103, Powell, DET at GB 12/30 (6 rec., 0 TD)  
 102, Gordon, LAC vs. KC 09/09 (9 rec., 0 TD)  
 102, Landry, CLE at BAL 12/30 (5 rec., 1 TD)  
 102, McCaffrey, CAR at ATL 09/16 (14 rec., 0 TD)  
 102, Fitzgerald, ARI vs. SF 10/28 (8 rec., 1 TD)  
 102, Thielen, MIN vs. SF 09/09 (6 rec., 0 TD)  
 102, Sanders, DEN at ARI 10/18 (6 rec., 1 TD)  
 102, Rodgers, TB vs. WAS 11/11 (8 rec., 0 TD)  
 101, Hill, KC vs. OAK 12/30 (5 rec., 1 TD)  
 101, Godwin, TB vs. CAR 12/02 (5 rec., 1 TD)  
 101, Brown, PIT vs. ATL 10/07 (6 rec., 2 TD)  
 101, Beasley, DAL vs. JAX 10/14 (9 rec., 2 TD)  
 101, Valdes-Scantling, GB at NE 11/04 (3 rec., 0 TD)  
**101, Sharpe, TEN at LAC 10/21 (7 rec., 0 TD)**  
 101, W. Fuller, HOU vs. NYG 09/23 (5 rec., 1 TD)  
 101, Woods, LAR vs. MIN 09/27 (5 rec., 1 TD)  
 100, Watkins, KC at PIT 09/16 (6 rec., 0 TD)  
 100, Boyd, CIN at ATL 09/30 (11 rec., 0 TD)  
 100, Gordon, NE at CHI 10/21 (4 rec., 0 TD)  
 100, Kelce, KC vs. JAX 10/07 (5 rec., 0 TD)  
 100, Cook, OAK vs. KC 12/02 (7 rec., 1 TD)  
 100, Cooks, LAR vs. SEA 11/11 (10 rec., 0 TD)

#### 100-Yard Rushing Games

**238, Henry, TEN vs. JAX 12/06 (17 att., 4 TD)**  
 219, Crowell, NYJ vs. DEN 10/07 (15 att., 1 TD)  
 208, Gurley, LAR at DEN 10/14 (28 att., 2 TD)  
 184, McCaffrey, CAR vs. CIN 09/23 (28 att., 0 TD)  
 176, Chubb, CLE vs. ATL 11/11 (20 att., 1 TD)  
**170, Henry, TEN at NYG 12/16 (33 att., 2 TD)**  
 170, Barkley, NYG at WAS 12/09 (14 att., 1 TD)  
 167, Anderson, LAR at ARI 12/23 (20 att., 1 TD)  
 162, Miller, HOU vs. TEN 11/26 (12 att., 1 TD)  
 158, Johnson, DET at MIA 10/21 (19 att., 0 TD)  
 157, Lindsay, DEN at CIN 12/02 (19 att., 2 TD)  
 155, Murray, MIN vs. ARI 10/14 (24 att., 1 TD)  
 152, Elliott, DAL vs. DET 09/30 (25 att., 0 TD)  
 151, Elliott, DAL at PHI 11/11 (19 att., 1 TD)  
 149, Peterson, WAS at NYG 10/28 (26 att., 1 TD)  
 146, Conner, PIT vs. CLE 10/28 (24 att., 2 TD)  
 145, A. Jones, GB vs. MIA 11/11 (15 att., 2 TD)  
 145, Coleman, ATL vs. ARI 12/16 (11 att., 1 TD)  
 142, Barkley, NYG vs. TB 11/18 (27 att., 2 TD)  
 142, Samuels, PIT vs. NE 12/16 (19 att., 0 TD)  
 139, Mack, IND vs. DAL 12/16 (27 att., 2 TD)  
 138, Breida, SF vs. DET 09/16 (11 att., 1 TD)  
 137, Da. Johnson, ARI vs. OAK 11/18 (25 att., 0 TD)  
 136, Cook, MIN vs. MIA 12/16 (19 att., 2 TD)  
 135, Allen, BUF at MIA 12/02 (9 att., 0 TD)  
 135, Conner, PIT at CLE 09/09 (ot) (31 att., 2 TD)  
 134, Kamara, NO at NYG 09/30 (19 att., 3 TD)  
 133, Michel, NE at NYJ 11/25 (21 att., 1 TD)  
 133, Miller, HOU vs. MIA 10/25 (18 att., 1 TD)  
 132, Anderson, LAR vs. SF 12/30 (23 att., 1 TD)  
 132, Gordon, LAC at CLE 10/14 (18 att., 3 TD)  
 132, Mack, IND at OAK 10/28 (25 att., 2 TD)  
 132, Gurley, LAR at DET 12/02 (23 att., 2 TD)  
 130, Barkley, NYG vs. PHI 10/11 (13 att., 1 TD)

130, Lynch, OAK vs. CLE 09/30 (ot) (20 att., 0 TD)  
 129, Mixon, CIN vs. OAK 12/16 (27 att., 2 TD)  
 127, Elliott, DAL at SEA 09/23 (16 att., 0 TD)  
 126, Mack, IND vs. BUF 10/21 (19 att., 1 TD)  
 125, Barkley, NYG vs. CHI 12/02 (ot) (24 att., 0 TD)  
 125, McCaffrey, CAR vs. SEA 11/25 (17 att., 1 TD)  
 123, Ballage, MIA at MIN 12/16 (12 att., 1 TD)  
 123, Mixon, CIN vs. TB 10/28 (21 att., 2 TD)  
 122, Carson, SEA vs. ARI 12/30 (19 att., 1 TD)  
 122, Elliott, DAL at ATL 11/18 (23 att., 1 TD)  
 121, Hunt, KC at DEN 10/01 (19 att., 1 TD)  
 121, Elliott, DAL vs. WAS 11/22 (26 att., 1 TD)  
 120, Gurley, LAR vs. SEA 11/11 (16 att., 1 TD)  
 120, Peterson, WAS vs. GB 09/23 (19 att., 2 TD)  
 119, Carson, SEA at SF 12/16 (ot) (22 att., 1 TD)  
 119, Mack, IND at TEN 12/30 (25 att., 1 TD)  
 119, L. Jackson, BAL vs. CIN 11/18 (26 att., 0 TD)  
 119, Peterson, WAS at TEN 12/22 (26 att., 0 TD)  
 118, Edwards, BAL vs. OAK 11/25 (23 att., 0 TD)  
 117, Dixon, BAL vs. CLE 12/30 (12 att., 0 TD)  
 116, Michel, NE vs. BUF 12/23 (18 att., 1 TD)  
 116, Carson, SEA vs. LAR 10/07 (19 att., 0 TD)  
 116, Carson, SEA vs. KC 12/23 (27 att., 2 TD)  
 115, Hill, ATL at CAR 12/23 (8 att., 0 TD)  
 115, Edwards, BAL vs. CIN 11/18 (17 att., 1 TD)  
 114, Gurley, LAR vs. GB 10/28 (25 att., 0 TD)  
 113, Gordon, LAC at SEA 11/04 (16 att., 1 TD)  
 113, McCoy, BUF at NYJ 11/11 (26 att., 2 TD)  
 113, Elliott, DAL vs. PHI 12/09 (ot) (28 att., 0 TD)  
 112, Chubb, CLE vs. CIN 12/23 (19 att., 0 TD)  
 112, Michel, NE vs. MIA 09/30 (25 att., 1 TD)  
 111, Mixon, CIN at LAC 12/09 (26 att., 1 TD)  
 111, Morris, SF at LAR 12/30 (16 att., 1 TD)  
 111, Conner, PIT at CIN 10/14 (19 att., 2 TD)  
 110, Conner, PIT vs. ATL 10/07 (21 att., 2 TD)  
 110, Lindsay, DEN vs. PIT 11/25 (14 att., 1 TD)  
 109, Howard, CHI at MIN 12/30 (21 att., 2 TD)  
 109, Barkley, NYG vs. DAL 12/30 (17 att., 1 TD)  
 108, Gurley, LAR at OAK 09/10 (20 att., 0 TD)  
 108, Penny, SEA at LAR 11/11 (12 att., 1 TD)  
 108, Washington, NO vs. CAR 12/30 (11 att., 0 TD)  
 107, Lindsay, DEN vs. OAK 09/16 (14 att., 0 TD)  
 107, Conner, PIT at BAL 11/04 (24 att., 0 TD)  
 107, Coleman, ATL vs. CAR 09/16 (16 att., 0 TD)  
 107, Martin, OAK vs. DEN 12/24 (21 att., 1 TD)  
 106, Barkley, NYG vs. JAX 09/09 (18 att., 1 TD)  
 106, Barber, TB at NYG 11/18 (18 att., 1 TD)  
 106, McCaffrey, CAR at TB 12/02 (10 att., 0 TD)  
 106, Michel, NE vs. KC 10/14 (24 att., 2 TD)  
 106, Elliott, DAL vs. JAX 10/14 (24 att., 1 TD)  
 106, Breida, SF at TB 11/25 (14 att., 0 TD)  
 105, Gurley, LAR vs. LAC 09/23 (23 att., 1 TD)  
 105, Chubb, CLE at OAK 09/30 (ot) (3 att., 2 TD)  
 105, Carson, SEA at DET 10/28 (25 att., 1 TD)  
 105, Mixon, CIN at PIT 12/30 (13 att., 0 TD)  
 104, Edwards, BAL vs. TB 12/16 (19 att., 1 TD)  
 104, Gordon, LAC vs. SF 09/30 (15 att., 0 TD)  
 104, Ingram, NO at CIN 11/11 (13 att., 0 TD)  
 103, Dam. Williams, KC at SEA 12/23 (13 att., 0 TD)  
 103, Miller, HOU vs. CLE 12/02 (19 att., 0 TD)  
 103, Ingram, NO vs. PHI 11/18 (16 att., 2 TD)  
 102, Crowell, NYJ at DET 09/10 (10 att., 2 TD)  
 102, Carson, SEA vs. DAL 09/23 (32 att., 1 TD)  
 101, Johnson, DET vs. NE 09/23 (16 att., 0 TD)  
 101, Breida, SF vs. NYG 11/12 (17 att., 1 TD)  
 101, M. Davis, SEA at ARI 09/30 (21 att., 2 TD)  
 101, Gore, MIA vs. CHI 10/14 (ot) (15 att., 0 TD)  
 101, McCaffrey, CAR vs. ATL 12/23 (21 att., 0 TD)  
 101, Howard, CHI vs. LAR 12/09 (19 att., 0 TD)  
 101, Barkley, NYG at PHI 11/25 (13 att., 1 TD)  
 101, Allen, BUF vs. NYJ 12/09 (9 att., 1 TD)  
 100, Miller, HOU at JAX 10/21 (22 att., 1 TD)  
 100, Chubb, CLE at DEN 12/15 (20 att., 0 TD)  
 100, Martin, OAK at KC 12/30 (21 att., 0 TD)

AFC / LEADING PASSERS

Player, Team	Att	Comp	Pct Comp	Yds	Avg Gain	TD	Pct TD	Long	Int	Pct Int	Rating Points
Mahomes, K.C.	580	383	66.0	5097	8.79	50	8.6	89t	12	2.1	113.8
Rivers, LA-C	508	347	68.3	4308	8.48	32	6.3	75t	12	2.4	105.5
Watson, Hou.	505	345	68.3	4165	8.25	26	5.1	73t	9	1.8	103.1
Luck, Ind.	639	430	67.3	4593	7.19	39	6.1	68t	15	2.3	98.7
Brady, N.E.	570	375	65.8	4355	7.64	29	5.1	63t	11	1.9	97.7
Roethlisberger, Pit.	675	452	67.0	5129	7.60	34	5.0	97t	16	2.4	96.5
Carr, Oak.	553	381	68.9	4049	7.32	19	3.4	66	10	1.8	93.9
*Mayfield, Cle.	486	310	63.8	3725	7.66	27	5.6	71	14	2.9	93.7
Tannehill, Mia.	274	176	64.2	1979	7.22	17	6.2	75t	9	3.3	92.7
<b>Mariota, Ten.</b>	<b>331</b>	<b>228</b>	<b>68.9</b>	<b>2528</b>	<b>7.64</b>	<b>11</b>	<b>3.3</b>	<b>61t</b>	<b>8</b>	<b>2.4</b>	<b>92.3</b>
Dalton, Cin.	365	226	61.9	2566	7.03	21	5.8	49	11	3.0	89.6
Flacco, Bal.	379	232	61.2	2465	6.50	12	3.2	71	6	1.6	84.2
Keenum, Den.	586	365	62.3	3890	6.64	18	3.1	64t	15	2.6	81.2
Bortles, Jac.	403	243	60.3	2718	6.74	13	3.2	80t	11	2.7	79.8
*Darnold, NY-J	414	239	57.7	2865	6.92	17	4.1	76t	15	3.6	77.6
*Allen, Buf.	320	169	52.8	2074	6.48	10	3.1	75t	12	3.8	67.9

AFC / LEADING PASSERS, RANKS

Player, Team	Att	Comp	Pct Comp	Yds	Avg Gain	TD	Pct TD	Long	Int	Pct Int	Rating Points
Mahomes, K.C.	4	3	7	2	1	1	1	9t	5	1	
Rivers, LA-C	7	7	4	5	2	4	2	9t	7	2	
Watson, Hou.	8	8	3	6	3	7	7	3t	2	3	
Luck, Ind.	2	2	5	3	10	2	4	13t	6	4	
Brady, N.E.	5	5	8	4	5	5	8	6t	4	5	
Roethlisberger, Pit.	1	1	6	1	7	3	9	16	8	6	
Carr, Oak.	6	4	1	7	8	9	11	5	3	7	
*Mayfield, Cle.	9	9	10	9	4	6	6	12	12	8	
Tannehill, Mia.	16	15	9	16	9	11t	3	3t	14	9	
<b>Mariota, Ten.</b>	<b>14</b>	<b>13</b>	<b>2</b>	<b>13</b>	<b>6</b>	<b>15</b>	<b>12</b>	<b>2</b>	<b>9</b>	<b>10</b>	
Dalton, Cin.	13	14	12	12	11	8	5	6t	13	11	
Flacco, Bal.	12	12	13	14	15	14	14	1	1	12	
Keenum, Den.	3	6	11	8	14	10	16	13t	10	13	
Bortles, Jac.	11	10	14	11	13	13	13	6t	11	14	
*Darnold, NY-J	10	11	15	10	12	11t	10	13t	15	15	
*Allen, Buf.	15	16	16	15	16	16	15	9t	16	16	

AFC / FOURTH-QUARTER PASSING LEADERS

Rank	Player, Team	Att	Comp	Comp%	Yards	YPA	TD	TD%	Int	Int%	Rating
1)	Osweiler, Mia.	46	33	71.7	414	9.00	4	8.7	0	0.0	128.4
2)	Luck, Ind.	174	127	73.0	1267	7.28	12	6.9	3	1.7	109.1
3)	Watson, Hou.	142	91	64.1	1137	8.01	11	7.7	2	1.4	108.8
4)	Mahomes, K.C.	123	81	65.9	937	7.62	11	8.9	4	3.3	105.0
<b>5)</b>	<b>Mariota, Ten.</b>	<b>66</b>	<b>44</b>	<b>66.7</b>	<b>498</b>	<b>7.55</b>	<b>3</b>	<b>4.5</b>	<b>0</b>	<b>0.0</b>	<b>104.2</b>
6)	Brady, N.E.	112	81	72.3	1065	9.51	5	4.5	5	4.5	98.3
7)	Rivers, LA-C	128	90	70.3	1002	7.83	4	3.1	2	1.6	97.2
8)	Driskel, Cin.	62	40	64.5	436	7.03	2	3.2	0	0.0	95.9
9)	Carr, Oak.	148	96	64.9	1004	6.78	7	4.7	3	2.0	91.7
10)	*Mayfield, Cle.	139	89	64.0	1046	7.53	7	5.0	4	2.9	91.6
11)	Roethlisberger, Pit.	163	100	61.3	1142	7.01	6	3.7	3	1.8	87.0
12)	Keenum, Den.	181	120	66.3	1283	7.09	7	3.9	6	3.3	85.9
13)	Tannehill, Mia.	65	39	60.0	542	8.34	4	6.2	4	6.2	81.7
14)	Flacco, Bal.	86	50	58.1	447	5.20	2	2.3	0	0.0	79.9
15)	*Allen, Buf.	95	53	55.8	661	6.96	5	5.3	4	4.2	77.6
16)	Dalton, Cin.	92	55	59.8	612	6.65	2	2.2	3	3.3	73.3
<b>17)</b>	<b>Gabbert, Ten.</b>	<b>46</b>	<b>29</b>	<b>63.0</b>	<b>331</b>	<b>7.20</b>	<b>2</b>	<b>4.3</b>	<b>3</b>	<b>6.5</b>	<b>71.9</b>
18)	Bortles, Jac.	127	70	55.1	802	6.31	2	1.6	5	3.9	63.2
19)	*Darnold, NY-J	134	71	53.0	860	6.42	4	3.0	7	5.2	61.2

AFC / THIRD-DOWN PASSING LEADERS

Rank	Player, Team	Att	Comp	Comp%	Yards	YPA	TD	TD%	Int	Int%	Rating
1)	Mahomes, K.C.	124	77	62.1	1206	9.73	12	9.7	4	3.2	113.2
2)	Flacco, Bal.	91	55	60.4	599	6.58	6	6.6	1	1.1	97.3
3)	Luck, Ind.	162	106	65.4	1200	7.41	10	6.2	5	3.1	95.2
4)	Brady, N.E.	124	65	52.4	787	6.35	12	9.7	3	2.4	94.4
<b>5)</b>	<b>Mariota, Ten.</b>	<b>97</b>	<b>60</b>	<b>61.9</b>	<b>714</b>	<b>7.36</b>	<b>4</b>	<b>4.1</b>	<b>1</b>	<b>1.0</b>	<b>93.8</b>
6)	*Mayfield, Cle.	128	78	60.9	1010	7.89	8	6.3	4	3.1	93.6
7)	Carr, Oak.	135	87	64.4	953	7.06	3	2.2	0	0.0	92.6
8)	Watson, Hou.	142	89	62.7	1034	7.28	7	4.9	3	2.1	92.3
9)	Roethlisberger, Pit.	158	102	64.6	1135	7.18	10	6.3	6	3.8	91.1
10)	*Darnold, NY-J	117	62	53.0	786	6.72	7	6.0	3	2.6	83.5
11)	Bortles, Jac.	114	63	55.3	730	6.40	3	2.6	1	0.9	79.9
12)	Dalton, Cin.	81	40	49.4	459	5.67	6	7.4	3	3.7	76.1
13)	Rivers, LA-C	138	79	57.2	985	7.14	8	5.8	8	5.8	74.7
14)	Keenum, Den.	143	77	53.8	775	5.42	3	2.1	3	2.1	67.8
15)	*Allen, Buf.	93	43	46.2	508	5.46	1	1.1	4	4.3	49.0



**WEEK 17 / THROUGH SUNDAY, DECEMBER 30, 2018**

**AFC / LEADING RUSHERS**

Rank	Player, Team	Att	Yards	Avg	Long	TD
1)	Mixon, Cin.	237	1168	4.9	51	8
<b>2)</b>	<b>Henry, Ten.</b>	<b>215</b>	<b>1059</b>	<b>4.9</b>	<b>99t</b>	<b>12</b>
3)	*Lindsay, Den.	192	1037	5.4	65t	9
4)	*Chubb, Cle.	192	996	5.2	92t	8
5t)	Conner, Pit.	215	973	4.5	30	12
5t)	Miller, Hou.	210	973	4.6	97t	5
7)	*Michel, N.E.	209	931	4.5	34t	6
8)	Mack, Ind.	195	908	4.7	49	9
9)	Gordon, LA-C	175	885	5.1	34t	10
10)	Hunt, K.C.	181	824	4.6	45	7
11)	Martin, Oak.	172	723	4.2	29	4
12)	Gore, Mia.	156	722	4.6	39	0
13)	*Edwards, Bal.	137	718	5.2	43	2
14)	*L. Jackson, Bal. (QB)	147	695	4.7	39	5
15)	Crowell, NY-J	143	685	4.8	77t	6
16)	*Allen, Buf. (QB)	89	631	7.1	45	8
17)	Hyde, Cle.-Jac.	172	571	3.3	22	5
18)	Ekeler, LA-C	106	554	5.2	41	3
19)	Watson, Hou. (QB)	99	551	5.6	34	5
20)	Drake, Mia.	120	535	4.5	54t	4
21)	*Freeman, Den.	130	521	4.0	24	5
<b>22)</b>	<b>D. Lewis, Ten.</b>	<b>155</b>	<b>517</b>	<b>3.3</b>	<b>36</b>	<b>1</b>
23)	McCoy, Buf.	161	514	3.2	28t	3
24)	Blue, Hou.	150	499	3.3	17	2
25)	Fournette, Jac.	133	439	3.3	25	5
26)	White, N.E.	94	425	4.5	27t	5
27)	Yeldon, Jac.	104	414	4.0	20	1
28)	Collins, Bal.	114	411	3.6	19	7
29)	Ivory, Buf.	115	385	3.3	21	1
30)	Lynch, Oak.	90	376	4.2	52	3
31)	Bortles, Jac. (QB)	58	365	6.3	41	1
<b>32)</b>	<b>Mariota, Ten. (QB)</b>	<b>64</b>	<b>357</b>	<b>5.6</b>	<b>27</b>	<b>2</b>
33)	B. Powell, NY-J	80	343	4.3	38	0
34)	*Wilkins, Ind.	60	336	5.6	53	1
35)	Dixon, Bal.	60	333	5.6	37	2
36)	*Hines, Ind.	85	314	3.7	18	2
37)	McGuire, NY-J	92	276	3.0	34	3
38)	Mahomes, K.C. (QB)	60	272	4.5	28	2
39)	Richard, Oak.	55	259	4.7	30	1
40t)	*Samuels, Pit.	56	256	4.6	25	0
40t)	Dam. Williams, K.C.	50	256	5.1	25	4
42)	M. Murphy, Buf.	52	250	4.8	30	0
43)	Ware, K.C.	51	246	4.8	34	2
44)	C. Patterson, N.E. (WR)	42	228	5.4	27	1
45)	Bernard, Cin.	56	211	3.8	23	3
46)	*Jackson, LA-C	50	206	4.1	20	2
47)	Johnson, Cle.	40	201	5.0	23	0
48)	*Ballage, Mia.	36	191	5.3	75t	1
49)	Montgomery, G.B.-Bal.	41	188	4.6	16	1
50)	Burkhead, N.E.	57	186	3.3	12	0

**AFC / THIRD-AND-ONE RUSHING LEADERS**

Rank	Player, Team	Att	FD	Pct
1t)	Flacco, Bal.	7	7	100.0
1t)	*Jackson, LA-C	6	6	100.0
1t)	*Allen, Buf.	5	5	100.0
1t)	*Edwards, Bal.	4	4	100.0
1t)	Mahomes, K.C.	4	4	100.0
<b>6)</b>	<b>Mariota, Ten.</b>	<b>10</b>	<b>9</b>	<b>90.0</b>
7)	Fournette, Jac.	7	6	85.7
8t)	Conner, Pit.	12	10	83.3
8t)	Mixon, Cin.	12	10	83.3
8t)	*Darnold, NY-J	6	5	83.3
8t)	Gordon, LA-C	6	5	83.3
<b>8t)</b>	<b>Henry, Ten.</b>	<b>6</b>	<b>5</b>	<b>83.3</b>
13)	*L. Jackson, Bal.	5	4	80.0
14)	*Lindsay, Den.	7	5	71.4
15)	*Michel, N.E.	17	12	70.6
16)	Mack, Ind.	10	7	70.0
17t)	*Freeman, Den.	6	4	66.7
17t)	Hyde, Cle.-Jac.	6	4	66.7
17t)	Lynch, Oak.	6	4	66.7
17t)	Martin, Oak.	6	4	66.7
17t)	Yeldon, Jac.	6	4	66.7
22)	Blue, Hou.	8	5	62.5

**AFC / LEADERS IN RECEPTIONS**

Rank	Player, Team	Rec	Yards	Avg	Long	TD
1)	Hopkins, Hou.	115	1572	13.7	49t	11
2)	Smith-Schuster, Pit.	111	1426	12.8	97t	7
3)	Brown, Pit.	104	1297	12.5	78t	15
4)	Kelce, K.C. (TE)	103	1336	13.0	43	10
5)	Allen, LA-C	97	1196	12.3	54	6
6t)	Hill, K.C.	87	1479	17.0	75t	12
6t)	White, N.E. (RB)	87	751	8.6	42	7
8)	Landry, Cle.	81	976	12.0	51t	4
9t)	Hilton, Ind.	76	1270	16.7	68t	6
9t)	Boyd, Cin.	76	1028	13.5	49	7
11)	Edelman, N.E.	74	850	11.5	36	6
12)	Sanders, Den.	71	868	12.2	64t	4
13t)	Cook, Oak. (TE)	68	896	13.2	45	6
13t)	Richard, Oak. (RB)	68	607	8.9	32	0
15t)	Ebron, Ind. (TE)	66	750	11.4	53t	13
15t)	Westbrook, Jac.	66	717	10.9	61t	5
<b>17)</b>	<b>C. Davis, Ten.</b>	<b>65</b>	<b>891</b>	<b>13.7</b>	<b>51</b>	<b>4</b>
18t)	J. Nelson, Oak.	63	739	11.7	66	3
18t)	*Hines, Ind. (RB)	63	425	6.7	28	2
20)	Snead, Bal.	62	651	10.5	28	1
21t)	D. Thomas, Den.-Hou.	59	677	11.5	45	5
21t)	Amendola, Mia.	59	575	9.7	39	1
<b>21t)</b>	<b>D. Lewis, Ten. (RB)</b>	<b>59</b>	<b>400</b>	<b>6.8</b>	<b>37</b>	<b>1</b>
24t)	Z. Jones, Buf.	56	652	11.6	57	7
24t)	Njoku, Cle. (TE)	56	639	11.4	66	4

26t)	Conner, Pit. (RB)	55	497	9.0	29	1
26t)	Yeldon, Jac. (RB)	55	487	8.9	37	4
28)	Crabtree, Bal.	54	607	11.2	27	3
29t)	Rogers, Ind.	53	485	9.2	34	2
29t)	Drake, Mia. (RB)	53	477	9.0	52t	5
31t)	R. Anderson, NY-J	50	752	15.0	76t	6
31t)	McDonald, Pit. (TE)	50	610	12.2	75t	4
31t)	Gordon, LA-C (RB)	50	490	9.8	66t	4
34)	Moncrief, Jac.	48	668	13.9	80t	3
35t)	Gronkowski, N.E. (TE)	47	682	14.5	42	3
35t)	Johnson, Cle. (RB)	47	429	9.1	32	3
37)	Green, Cin.	46	694	15.1	38t	6
38)	Roberts, Oak.	45	494	11.0	44	2
39t)	M. Williams, LA-C	43	664	15.4	55t	10
39t)	*Callaway, Cle.	43	586	13.6	71	5
39t)	Uzomah, Cin. (TE)	43	439	10.2	29	3
39t)	Mixon, Cin. (RB)	43	296	6.9	21	1
43t)	J. Brown, Bal.	42	715	17.0	71	5
43t)	*Sutton, Den.	42	704	16.8	42	4
45t)	Gordon, Cle.-N.E.	41	737	18.0	55t	4
45t)	Ty. Williams, LA-C	41	653	15.9	75t	5
47)	Watkins, K.C.	40	519	13.0	50	3
48t)	Higgins, Cle.	39	572	14.7	40	4
48t)	*Herndon, NY-J (TE)	39	502	12.9	32t	4
48t)	Ekeler, LA-C (RB)	39	404	10.4	44t	3

**AFC / RECEIVING YARDAGE LEADERS**

Rank	Player, Team	Yards	Rec	Avg	Long	TD
1)	Hopkins, Hou.	1572	115	13.7	49t	11
2)	Hill, K.C.	1479	87	17.0	75t	12
3)	Smith-Schuster, Pit.	1426	111	12.8	97t	7
4)	Kelce, K.C. (TE)	1336	103	13.0	43	10
5)	Brown, Pit.	1297	104	12.5	78t	15
6)	Hilton, Ind.	1270	76	16.7	68t	6
7)	Allen, LA-C	1196	97	12.3	54	6
8)	Boyd, Cin.	1028	76	13.5	49	7
9)	Landry, Cle.	976	81	12.0	51t	4
10)	Cook, Oak. (TE)	896	68	13.2	45	6
<b>11)</b>	<b>C. Davis, Ten.</b>	<b>891</b>	<b>65</b>	<b>13.7</b>	<b>51</b>	<b>4</b>
12)	Sanders, Den.	868	71	12.2	64t	4
13)	Edelman, N.E.	850	74	11.5	36	6
14)	R. Anderson, NY-J	752	50	15.0	76t	6
15)	White, N.E. (RB)	751	87	8.6	42	7
16)	Ebron, Ind. (TE)	750	66	11.4	53t	13
17)	J. Nelson, Oak.	739	63	11.7	66	3
18)	Gordon, Cle.-N.E.	737	41	18.0	55t	4
19)	Westbrook, Jac.	717	66	10.9	61t	5
20)	J. Brown, Bal.	715	42	17.0	71	5
21)	*Sutton, Den.	704	42	16.8	42	4
22)	Green, Cin.	694	46	15.1	38t	6
23)	Gronkowski, N.E. (TE)	682	47	14.5	42	3
24)	D. Thomas, Den.-Hou.	677	59	11.5	45	5
25)	Moncrief, Jac.	668	48	13.9	80t	3

26)	M. Williams, LA-C	664	43	15.4	55t	10
27)	Ty. Williams, LA-C	653	41	15.9	75t	5
28)	Z. Jones, Buf.	652	56	11.6	57	7
29)	Snead, Bal.	651	62	10.5	28	1
30)	Njoku, Cle. (TE)	639	56	11.4	66	4
31)	McDonald, Pit. (TE)	610	50	12.2	75t	4
32t)	Crabtree, Bal.	607	54	11.2	27	3
32t)	Richard, Oak. (RB)	607	68	8.9	32	0
34)	*Callaway, Cle.	586	43	13.6	71	5
35)	Amendola, Mia.	575	59	9.7	39	1
36)	Higgins, Cle.	572	39	14.7	40	4
37)	Stills, Mia.	553	37	14.9	75t	6
38)	*Andrews, Bal. (TE)	552	34	16.2	74	3
39)	*Foster, Buf.	541	27	20.0	75t	3
40)	Hogan, N.E.	532	35	15.2	63t	3
41)	Watkins, K.C.	519	40	13.0	50	3
42)	W. Fuller, Hou.	503	32	15.7	73t	4
43)	*Herndon, NY-J (TE)	502	39	12.9	32t	4
44)	Conner, Pit. (RB)	497	55	9.0	29	1
45)	Roberts, Oak.	494	45	11.0	44	2
46)	Cole, Jac.	491	38	12.9	35	1
47)	Gordon, LA-C (RB)	490	50	9.8	66t	4
48)	Yeldon, Jac. (RB)	487	55	8.9	37	4
49)	Rogers, Ind.	485	53	9.2	34	2
50)	Drake, Mia. (RB)	477	53	9.0	52t	5

**AFC / THIRD-DOWN RECEIVING LEADERS**

Rank	Player, Team	Rec	Yards	Avg	Long	TD
1)	Hopkins, Hou.	30	354	11.8	34	3
2)	Brown, Pit.	26	271	10.4	33	2
3t)	Kelce, K.C. (TE)	24	352	14.7	43	1
3t)	Hilton, Ind.	24	346	14.4	42	4
3t)	Boyd, Cin.	24	302	12.6	32	3
<b>6t)</b>	<b>C. Davis, Ten.</b>	<b>23</b>	<b>318</b>	<b>13.8</b>	<b>48t</b>	<b>3</b>
6t)	Landry, Cle.	23	304	13.2	51t	1
6t)	Smith-Schuster, Pit.	23	206	9.0	29	2
9)	Westbrook, Jac.	22	242	11.0	25	1
10t)	Allen, LA-C	21	330	15.7	54	1
10t)	Cook, Oak. (TE)	21	269	12.8	32	1
10t)	Ebron, Ind. (TE)	21	255	12.1	28	3
10t)	Z. Jones, Buf.	21	193	9.2	22	2
14)	McDonald, Pit. (TE)	20	297	14.9	75t	3
15t)	Hill, K.C.	19	331	17.4	67t	4
15t)	White, N.E. (RB)	19	156	8.2	16	3
15t)	Johnson, Cle. (RB)	19	141	7.4	32	2
18t)	Snead, Bal.	18	210	11.7	24	0
18t)	Drake, Mia. (RB)	18	186	10.3	33t	1
20t)	Amendola, Mia.	17	166	9.8	24t	1
20t)	Yeldon, Jac. (RB)	17	161	9.5	37	1
22)	J. Nelson, Oak.	16	139	8.7	17	0
23t)	*Sutton, Den.	15	217	14.5	30	0
23t)	Ty. Williams, LA-C	15	138	9.2	29t	2
23t)	Njoku, Cle. (TE)	15	135	9.0	24	2
26t)	Richard, Oak. (RB)	14	185	13.2	32	0
26t)	Gates, LA-C (TE)	14	173	12.4	27	1
26t)	Kearse, NY-J	14	167	11.9	19	1
29t)	*Callaway, Cle.	13	217	16.7	71	0

29t)	Rogers, Ind.	13	145	11.2	34	0
29t)	D. Thomas, Den.-Hou.	13	142	10.9	42t	1
29t)	Edelman, N.E.	13	123	9.5	26	3
29t)	Allen, Bal. (RB)	13	90	6.9	16	2
34t)	R. Anderson, NY-J	12	242	20.2	76t	3
34t)	M. Williams, LA-C	12	181	15.1	29	1
34t)	J. Brown, Bal.	12	157	13.1	45	2
34t)	Crabtree, Bal.	12	124	10.3	20	2
38t)	Gronkowski, N.E. (TE)	11	167	15.2	34t	2
<b>38t)</b>	<b>Sharpe, Ten.</b>	<b>11</b>	<b>149</b>	<b>13.5</b>	<b>19</b>	<b>0</b>
<b>38t)</b>	<b>Firkser, Ten. (TE)</b>	<b>11</b>	<b>127</b>	<b>11.5</b>	<b>28</b>	<b>0</b>
38t)	Roberts, Oak.	11	113	10.3	20	0
38t)	Enunwa, NY-J	11	109	9.9	16	0
38t)	*Hines, Ind. (RB)	11	63	5.7	19	0
44t)	Moncrief, Jac.	10	182	18.2	80t	1
44t)	Higgins, Cle.	10	142	14.2	26	1
44t)	Inman, Ind.	10	115	11.5	29	2
44t)	Gordon, LA-C (RB)	10	92	9.2	32	2
44t)	*Hamilton, Den.	10	72	7.2	14	0
<b>44t)</b>	<b>D. Lewis, Ten. (RB)</b>	<b>10</b>	<b>70</b>	<b>7.0</b>	<b>18</b>	<b>0</b>
50t)	Green, Cin.	9	165	18.3	38	2
50t)	Parker, Mia.	9	127	14.1	46	1
50t)	*Andrews, Bal. (TE)	9	123	13.7	29	1
50t)	Ware, K.C. (RB)	9	114	12.7	25	0
50t)	Conner, Pit. (RB)	9	88	9.8	28	1
<b>50t)</b>	<b>Taylor, Ten.</b>	<b>9</b>	<b>82</b>	<b>9.1</b>	<b>16</b>	<b>0</b>
50t)	Switzer, Pit.	9	78	8.7	18	0
50t)	Bernard, Cin. (RB)	9	71	7.9	22	0
50t)	*Lindsay, Den. (RB)	9	49	5.4	11	0

**AFC / LEADING SCORERS, NONKICKERS**

Rank	Player, Team	TD	Rush	Rec	Ret	X2	Pts
1)	Brown, Pit. (WR)	15	0	15	0	0	90
2)	Gordon, LA-C (RB)	14	10	4	0	2	88
3t)	Ebron, Ind. (TE)	14	1	13	0	0	84
3t)	Hill, K.C. (WR)	14	1	12	1	0	84
3t)	Hunt, K.C. (RB)	14	7	7	0	0	84
6)	Conner, Pit. (RB)	13	12	1	0	2	82
<b>7t)</b>	<b>Henry, Ten. (RB)</b>	<b>12</b>	<b>12</b>	<b>0</b>	<b>0</b>	<b>0</b>	<b>72</b>
7t)	White, N.E. (RB)	12	5	7	0	0	72
9)	M. Williams, LA-C (WR)	11	1	10	0	1	68
10)	Hopkins, Hou. (WR)	11	0	11	0	0	66
11)	Mack, Ind. (RB)	10	9	1	0	2	64
12t)	*Chubb, Cle. (RB)	10	8	2	0	0	60
12t)	Kelce, K.C. (TE)	10	0	10	0	0	60
12t)	*Lindsay, Den. (RB)	10	9	1	0	0	60
15t)	Drake, Mia. (RB)	9	4	5	0	0	54
15t)	Mixon, Cin. (RB)	9	8	1	0	0	54
17t)	*Allen, Buf. (QB)	8	8	0	0	0	48
17t)	Collins, Bal. (RB)	8	7	1	0	0	48
19t)	Z. Jones, Buf. (WR)	7	0	7	0	1	44
19t)	Smith-Schuster, Pit. (WR)	7	0	7	0	1	44
21t)	Boyd, Cin. (WR)	7	0	7	0	0	42
21t)	Ross, Cin. (WR)	7	0	7	0	0	42
23t)	Allen, LA-C (WR)	6	0	6	0	1	38
23t)	Stills, Mia. (WR)	6	0	6	0	1	38
25t)	R. Anderson, NY-J (WR)	6	0	6	0	0	36

25t)	Cook, Oak. (TE)	6	0	6	0	0	36
25t)	Crowell, NY-J (RB)	6	6	0	0	0	36
25t)	Edelman, N.E. (WR)	6	0	6	0	0	36
25t)	Ekeler, LA-C (RB)	6	3	3	0	0	36
25t)	Fournette, Jac. (RB)	6	5	1	0	0	36
25t)	Green, Cin. (WR)	6	0	6	0	0	36
25t)	Hilton, Ind. (WR)	6	0	6	0	0	36
25t)	*Michel, N.E. (RB)	6	6	0	0	0	36
25t)	Miller, Hou. (RB)	6	5	1	0	0	36
25t)	Westbrook, Jac. (WR)	6	0	5	1	0	36
25t)	Dam. Williams, K.C. (RB)	6	4	2	0	0	36
37)	*Callaway, Cle. (WR)	5	0	5	0	1	32
38t)	Allen, Bal. (RB)	5	3	2	0	0	30
38t)	J. Brown, Bal. (WR)	5	0	5	0	0	30
38t)	Conley, K.C. (WR)	5	0	5	0	0	30
38t)	*Freeman, Den. (RB)	5	5	0	0	0	30
38t)	Hyde, Cle.-Jac. (RB)	5	5	0	0	0	30
38t)	*L. Jackson, Bal. (QB)	5	5	0	0	0	30
38t)	Landry, Cle. (WR)	5	1	4	0	0	30
38t)	C. Patterson, N.E. (WR)	5	1	3	1	0	30
38t)	Sanders, Den. (WR)	5	1	4	0	0	30
38t)	D. Thomas, Den.-Hou. (WR)	5	0	5	0	0	30
38t)	Watson, Hou. (QB)	5	5	0	0	0	30
38t)	Ty. Williams, LA-C (WR)	5	0	5	0	0	30
38t)	Yeldon, Jac. (RB)	5	1	4	0	0	30

**WEEK 17 / THROUGH SUNDAY, DECEMBER 30, 2018****AFC / LEADING SCORERS, KICKERS**

Rank	Player, Team	PAT	FG	Pct	Long	Pts
1)	Fairbairn, Hou.	39/41	37/42	.881	54	150
2)	Tucker, Bal.	36/37	35/39	.897	56	141
3)	Butker, K.C.	65/69	24/27	.889	54	137
4)	Gostkowski, N.E.	49/50	27/32	.844	52	130
5)	Myers, NY-J	30/33	33/36	.917	56	129
6)	Vinatieri, Ind.	44/47	23/27	.852	54	113
<b>7)</b>	<b>Succop, Ten.</b>	<b>28/31</b>	<b>26/30</b>	<b>.867</b>	<b>54</b>	<b>106</b>
8)	Bullock, Cin.	39/41	19/23	.826	51	96
9)	McManus, Den.	35/35	20/25	.800	53	95
10)	Hauschka, Buf.	25/26	22/28	.786	54	91
11)	*Sanders, Mia.	35/36	18/20	.900	50	89
12)	Boswell, Pit.	43/48	13/20	.650	50	82
13t)	*Joseph, Cle.	25/29	17/20	.850	51	76
13t)	Lambo, Jac.	19/20	19/21	.905	57	76
15)	*Carlson, Min.-Oak.	24/24	17/21	.810	50	75
16)	*Badgley, LA-C	27/28	15/16	.938	59	72
17)	Sturgis, LA-C	9/15	9/13	.692	49	36
18)	*McCrane, Oak.-Ariz-Pit.	9/ 9	8/12	.667	47	33
19)	Nugent, Oak.	4/ 5	6/ 6	1.000	52	22
20)	Forbath, Jac.	3/ 3	4/ 5	.800	41	15

**AFC / TOUCHBACKS ON KICKOFFS**

Rank	Player, Team	TB
1)	Butker, K.C.	72
2)	Myers, NY-J	60
3)	Sanchez, Ind.	59
4t)	Fairbairn, Hou.	58
4t)	Tucker, Bal.	58
6)	*Sanders, Mia.	55
7t)	Boswell, Pit.	50
7t)	Gostkowski, N.E.	50
9)	*Joseph, Cle.	47
10t)	Bullock, Cin.	45
<b>10t)</b>	<b>Succop, Ten.</b>	<b>45</b>
12)	McManus, Den.	42
13)	Lambo, Jac.	36
14)	Hauschka, Buf.	30
15)	*Carlson, Min.-Oak.	29
16)	Sturgis, LA-C	18
17)	*Badgley, LA-C	9
18)	Nugent, Oak.	6
19t)	*Cooke, Jac.	5
19t)	*McCrane, Oak.-Ariz-Pit.	5



## AFC / MOST YARDS FROM SCRIMMAGE

Rank	Player, Team	Total			Rushing			Receiving		
		Yards	Att+Rec	Avg	Yards	Att	Avg	Yards	Rec	Avg
1)	Hill, K.C. (WR)	1630	109	15.0	151	22	6.9	1479	87	17.0
2)	Hopkins, Hou. (WR)	1565	116	13.5	-7	1	-7.0	1572	115	13.7
3)	Conner, Pit. (RB)	1470	270	5.4	973	215	4.5	497	55	9.0
4)	Mixon, Cin. (RB)	1464	280	5.2	1168	237	4.9	296	43	6.9
5)	Smith-Schuster, Pit. (WR)	1439	112	12.8	13	1	13.0	1426	111	12.8
6)	Gordon, LA-C (RB)	1375	225	6.1	885	175	5.1	490	50	9.8
7)	Kelce, K.C. (TE)	1336	103	13.0	0	0	---	1336	103	13.0
8)	Brown, Pit. (WR)	1297	104	12.5	0	0	---	1297	104	12.5
9)	*Lindsay, Den. (RB)	1278	227	5.6	1037	192	5.4	241	35	6.9
10)	Allen, LA-C (WR)	1271	106	12.0	75	9	8.3	1196	97	12.3
11)	Hilton, Ind. (WR)	1270	76	16.7	0	0	---	1270	76	16.7
12)	Hunt, K.C. (RB)	1202	207	5.8	824	181	4.6	378	26	14.5
13)	White, N.E. (RB)	1176	181	6.5	425	94	4.5	751	87	8.6
<b>14)</b>	<b>Henry, Ten. (RB)</b>	<b>1158</b>	<b>230</b>	<b>5.0</b>	<b>1059</b>	<b>215</b>	<b>4.9</b>	<b>99</b>	<b>15</b>	<b>6.6</b>
15)	*Chubb, Cle. (RB)	1145	212	5.4	996	192	5.2	149	20	7.5
16)	Miller, Hou. (RB)	1136	235	4.8	973	210	4.6	163	25	6.5
17)	Landry, Cle. (WR)	1036	84	12.3	60	3	20.0	976	81	12.0
18)	Boyd, Cin. (WR)	1031	78	13.2	3	2	1.5	1028	76	13.5
19)	Drake, Mia. (RB)	1012	173	5.8	535	120	4.5	477	53	9.0
20)	Mack, Ind. (RB)	1011	212	4.8	908	195	4.7	103	17	6.1
21)	*Michel, N.E. (RB)	981	216	4.5	931	209	4.5	50	7	7.1
22)	Ekeler, LA-C (RB)	958	145	6.6	554	106	5.2	404	39	10.4
23)	Edelman, N.E. (WR)	957	83	11.5	107	9	11.9	850	74	11.5
<b>24)</b>	<b>C. Davis, Ten. (WR)</b>	<b>946</b>	<b>71</b>	<b>13.3</b>	<b>55</b>	<b>6</b>	<b>9.2</b>	<b>891</b>	<b>65</b>	<b>13.7</b>
25)	Sanders, Den. (WR)	921	75	12.3	53	4	13.3	868	71	12.2
<b>26)</b>	<b>D. Lewis, Ten. (RB)</b>	<b>917</b>	<b>214</b>	<b>4.3</b>	<b>517</b>	<b>155</b>	<b>3.3</b>	<b>400</b>	<b>59</b>	<b>6.8</b>
27)	Yeldon, Jac. (RB)	901	159	5.7	414	104	4.0	487	55	8.9
28)	Cook, Oak. (TE)	896	68	13.2	0	0	---	896	68	13.2
29)	Richard, Oak. (RB)	866	123	7.0	259	55	4.7	607	68	8.9
30)	Gore, Mia. (RB)	846	168	5.0	722	156	4.6	124	12	10.3
31)	Martin, Oak. (RB)	839	190	4.4	723	172	4.2	116	18	6.4
32)	Crowell, NY-J (RB)	837	164	5.1	685	143	4.8	152	21	7.2
33)	Westbrook, Jac. (WR)	815	75	10.9	98	9	10.9	717	66	10.9
34)	McCoy, Buf. (RB)	752	195	3.9	514	161	3.2	238	34	7.0
35)	R. Anderson, NY-J (WR)	744	52	14.3	-8	2	-4.0	752	50	15.0
36)	Ebron, Ind. (TE)	742	69	10.8	-8	3	-2.7	750	66	11.4
37)	*Hines, Ind. (RB)	739	148	5.0	314	85	3.7	425	63	6.7
38)	*Edwards, Bal. (RB)	738	139	5.3	718	137	5.2	20	2	10.0
39t)	Gordon, Cle.-N.E. (WR)	737	41	18.0	0	0	---	737	41	18.0
39t)	J. Nelson, Oak. (WR)	737	64	11.5	-2	1	-2.0	739	63	11.7
41)	J. Brown, Bal. (WR)	719	45	16.0	4	3	1.3	715	42	17.0
42)	*Sutton, Den. (WR)	703	43	16.3	-1	1	-1.0	704	42	16.8
43)	*L. Jackson, Bal. (QB)	695	147	4.7	695	147	4.7	0	0	---
44)	Green, Cin. (WR)	694	46	15.1	0	0	---	694	46	15.1
45)	M. Williams, LA-C (WR)	692	50	13.8	28	7	4.0	664	43	15.4
46)	Gronkowski, N.E. (TE)	682	47	14.5	0	0	---	682	47	14.5
47)	D. Thomas, Den.-Hou. (WR)	677	59	11.5	0	0	---	677	59	11.5
48t)	Moncrief, Jac. (WR)	668	48	13.9	0	0	---	668	48	13.9
48t)	Ty. Williams, LA-C (WR)	668	43	15.5	15	2	7.5	653	41	15.9
50)	Snead, Bal. (WR)	664	63	10.5	13	1	13.0	651	62	10.5

**WEEK 17 / THROUGH SUNDAY, DECEMBER 30, 2018**

**AFC / LEADERS IN FIRST DOWNS**

Rank	Player, Team	Rush	Rec	Tot
1)	Hopkins, Hou. (WR)	0	81	81
2)	Conner, Pit. (RB)	56	20	76
3)	Mixon, Cin. (RB)	60	14	74
4)	Smith-Schuster, Pit. (WR)	1	68	69
5t)	Gordon, LA-C (RB)	47	21	68
5t)	Hill, K.C. (WR)	8	60	68
5t)	Kelce, K.C. (TE)	0	68	68
8)	Allen, LA-C (WR)	4	62	66
9t)	Brown, Pit. (WR)	0	63	63
9t)	Hunt, K.C. (RB)	46	17	63
11)	*Lindsay, Den. (RB)	49	12	61
12)	White, N.E. (RB)	22	38	60
13)	*Michel, N.E. (RB)	54	3	57
<b>14t)</b>	<b>Henry, Ten. (RB)</b>	<b>51</b>	<b>4</b>	<b>55</b>
14t)	Hilton, Ind. (WR)	0	55	55
16)	Boyd, Cin. (WR)	0	54	54
17)	Mack, Ind. (RB)	50	3	53
18)	*Chubb, Cle. (RB)	47	5	52
<b>19)</b>	<b>C. Davis, Ten. (WR)</b>	<b>2</b>	<b>47</b>	<b>49</b>
20)	Edelman, N.E. (WR)	7	41	48
21t)	Cook, Oak. (TE)	0	46	46
21t)	Drake, Mia. (RB)	23	23	46
21t)	*Hines, Ind. (RB)	17	29	46
21t)	Landry, Cle. (WR)	2	44	46
25)	*L. Jackson, Bal. (QB)	45	0	45

26)	Miller, Hou. (RB)	36	8	44
27t)	Ekeler, LA-C (RB)	25	18	43
27t)	Martin, Oak. (RB)	37	6	43
27t)	Westbrook, Jac. (WR)	5	38	43
30)	*Allen, Buf. (QB)	41	0	41
31)	Ebron, Ind. (TE)	1	39	40
32)	Sanders, Den. (WR)	2	37	39
33t)	*Edwards, Bal. (RB)	37	1	38
33t)	Snead, Bal. (WR)	1	37	38
33t)	M. Williams, LA-C (WR)	2	36	38
36t)	Green, Cin. (WR)	0	37	37
36t)	D. Thomas, Den.-Hou. (WR)	0	37	37
36t)	Yeldon, Jac. (RB)	16	21	37
39)	J. Nelson, Oak. (WR)	0	36	36
40t)	Crabtree, Bal. (WR)	0	35	35
<b>40t)</b>	<b>D. Lewis, Ten. (RB)</b>	<b>22</b>	<b>13</b>	<b>35</b>
42t)	Gronkowski, N.E. (TE)	0	34	34
42t)	Johnson, Cle. (RB)	9	25	34
42t)	Richard, Oak. (RB)	11	23	34
45t)	Crowell, NY-J (RB)	26	7	33
45t)	Fournette, Jac. (RB)	23	10	33
45t)	Gore, Mia. (RB)	25	8	33
45t)	Z. Jones, Buf. (WR)	0	33	33
45t)	McDonald, Pit. (TE)	0	33	33
45t)	Watson, Hou. (QB)	33	0	33

**AFC / LEADING PUNTERS**

Rank	Player, Team	No	Yards	Lg	Avg	TB	Blk	Dwn	OB	Ret	Yds	20	Net
1)	Koch, Bal.	60	2842	65	47.4	5	1	7	7	31	315	27	39.8
<b>2)</b>	<b>Kern, Ten.</b>	<b>74</b>	<b>3483</b>	<b>62</b>	<b>47.1</b>	<b>3</b>	<b>1</b>	<b>7</b>	<b>15</b>	<b>33</b>	<b>296</b>	<b>39</b>	<b>41.7</b>
3)	Sanchez, Ind.	57	2629	63	46.1	5	0	10	3	21	93	24	42.7
4)	Edwards, NY-J	82	3763	67	45.9	5	0	10	10	42	318	23	40.8
5)	Colquitt, Cle.	83	3767	79	45.4	6	2	11	7	37	397	32	38.2
6)	R. Allen, N.E.	64	2885	66	45.1	5	0	15	11	25	255	21	39.5
7)	*Bojorquez, Buf.	45	2028	60	45.1	4	1	8	4	20	137	22	39.4
8)	*Cooke, Jac.	86	3872	72	45.0	7	0	11	13	37	184	37	41.3
9)	Colquitt, K.C.	45	2021	67	44.9	5	0	10	1	17	97	21	40.5
10)	*Wadman, Den.	65	2905	65	44.7	7	0	5	8	27	301	22	37.9
11)	Haack, Mia.	87	3884	65	44.6	6	1	10	9	37	384	35	38.4
12)	Huber, Cin.	71	3119	69	43.9	3	1	12	2	30	220	29	39.4
13)	*Daniel, Hou.	74	3237	61	43.7	5	0	8	6	32	240	36	39.1
14)	Berry, Pit.	63	2753	69	43.7	4	0	12	6	16	227	28	38.8
15)	*Townsend, Oak.	70	3022	64	43.2	5	0	10	5	28	241	17	38.3
16)	D. Jones, LA-C	47	1990	59	42.3	3	0	4	6	21	143	15	38.0

**AFC / LEADING PUNTERS, NET AVERAGE**

Rank	Player, Team	No	Yards	Lg	Avg	TB	Blk	Dwn	OB	Ret	Yds	20	Net
1)	Sanchez, Ind.	57	2629	63	46.1	5	0	10	3	21	93	24	42.7
<b>2)</b>	<b>Kern, Ten.</b>	<b>74</b>	<b>3483</b>	<b>62</b>	<b>47.1</b>	<b>3</b>	<b>1</b>	<b>7</b>	<b>15</b>	<b>33</b>	<b>296</b>	<b>39</b>	<b>41.7</b>
3)	*Cooke, Jac.	86	3872	72	45.0	7	0	11	13	37	184	37	41.3
4)	Edwards, NY-J	82	3763	67	45.9	5	0	10	10	42	318	23	40.8
5)	Colquitt, K.C.	45	2021	67	44.9	5	0	10	1	17	97	21	40.5
6)	Koch, Bal.	60	2842	65	47.4	5	1	7	7	31	315	27	39.8
7)	R. Allen, N.E.	64	2885	66	45.1	5	0	15	11	25	255	21	39.5
8)	Huber, Cin.	71	3119	69	43.9	3	1	12	2	30	220	29	39.4
9)	*Bojorquez, Buf.	45	2028	60	45.1	4	1	8	4	20	137	22	39.4
10)	*Daniel, Hou.	74	3237	61	43.7	5	0	8	6	32	240	36	39.1
11)	Berry, Pit.	63	2753	69	43.7	4	0	12	6	16	227	28	38.8
12)	Haack, Mia.	87	3884	65	44.6	6	1	10	9	37	384	35	38.4
13)	*Townsend, Oak.	70	3022	64	43.2	5	0	10	5	28	241	17	38.3
14)	Colquitt, Cle.	83	3767	79	45.4	6	2	11	7	37	397	32	38.2
15)	D. Jones, LA-C	47	1990	59	42.3	3	0	4	6	21	143	15	38.0
16)	*Wadman, Den.	65	2905	65	44.7	7	0	5	8	27	301	22	37.9

**WEEK 17 / THROUGH SUNDAY, DECEMBER 30, 2018****AFC / PUNT RETURN LEADERS**

Rank	Player, Team	Ret	FC	Yards	Avg	Long	TD
1)	A. Roberts, NY-J	23	27	324	14.1	78t	1
2)	D. Harris, Oak.	20	15	281	14.1	99t	1
3)	King, LA-C	23	8	318	13.8	73t	1
4)	C. Jones, Bal.-N.E.-Bal.	23	20	304	13.2	70t	1
5)	Hill, K.C.	20	3	213	10.7	91t	1
6)	Erickson, Cin.	20	20	212	10.6	38	0
7)	Carter, Phi.-Hou.	26	8	249	9.6	42	0
8)	Rogers, Ind.	23	28	215	9.3	51	0
9)	Peppers, Cle.	25	22	219	8.8	33	0
10)	Switzer, Pit.	30	26	252	8.4	23	0
11)	Ervin, Hou.-Bal.	21	7	175	8.3	27	0
12)	Edelman, N.E.	20	11	154	7.7	25	0

**AFC / KICKOFF RETURN LEADERS**

Rank	Player, Team	Ret	Yards	Avg	Long	TD
<b>1)</b>	<b>Jennings, Ten.</b>	<b>22</b>	<b>698</b>	<b>31.7</b>	<b>94t</b>	<b>1</b>
2)	A. Roberts, NY-J	40	1174	29.4	99t	1
3)	C. Patterson, N.E.	23	663	28.8	95t	1
4)	*Tr. Smith, K.C.	33	886	26.8	97	0
5)	Erickson, Cin.	40	1049	26.2	77	0
6)	King, LA-C	22	522	23.7	40	0
7)	D. Harris, Oak.	29	663	22.9	34	0
8)	C. Moore, Bal.	22	491	22.3	39	0
9)	Switzer, Pit.	30	607	20.2	35	0

**AFC / LEADERS IN INTERCEPTIONS**

Rank	Player, Team	Int	Yards	Avg	Long	TD
1)	Howard, Mia.	7	52	7.4	39	0
2)	Williams, Cin.	5	131	26.2	58t	1
3t)	Randall, Cle.	4	59	14.8	50	0
3t)	Nelson, K.C.	4	53	13.3	35	0
3t)	Johnson, NY-J	4	38	9.5	31t	1
3t)	Poyer, Buf.	4	11	2.8	11	0
<b>3t)</b>	<b>Byard, Ten.</b>	<b>4</b>	<b>1</b>	<b>0.3</b>	<b>1</b>	<b>0</b>
3t)	Harmon, N.E.	4	0	0.0	0	0
9t)	*Reid, Hou.	3	128	42.7	101t	1
9t)	Jones, Mia.	3	109	36.3	54	1
<b>9t)</b>	<b>Butler, Ten.</b>	<b>3</b>	<b>90</b>	<b>30.0</b>	<b>56t</b>	<b>1</b>
9t)	Lee, NY-J	3	82	27.3	36t	1
9t)	King, LA-C	3	75	25.0	42t	1
9t)	C. Harris, Den.	3	68	22.7	53t	1
9t)	Conley, Oak.	3	64	21.3	36t	1
9t)	K. Moore, Ind.	3	52	17.3	32	0
9t)	*Bates, Cin.	3	42	14.0	21t	1
9t)	McDonald, Mia.	3	41	13.7	31	0
9t)	Milano, Buf.	3	41	13.7	29	0
9t)	J. Jones, N.E.	3	34	11.3	28	0
9t)	Alonso, Mia.	3	30	10.0	15	0
9t)	*James, LA-C	3	30	10.0	23	0
9t)	*Ward, Cle.	3	26	8.7	26	0
9t)	*Jackson, N.E.	3	9	3.0	9	0
9t)	Simmons, Den.	3	8	2.7	8	0
9t)	Gilchrist, Oak.	3	2	0.7	2	0
9t)	Hal, Hou.	3	2	0.7	2	0
9t)	Ramsey, Jac.	3	0	0.0	0	0

AFC / LEADERS IN SACKS

Rank	Player, Team	Sacks
1)	Watt, Hou. (DE)	16.0
2)	Jones, K.C. (DE)	15.5
3)	Miller, Den. (LB)	14.5
4)	Garrett, Cle. (DE)	13.5
5t)	Ford, K.C. (LB)	13.0
5t)	Watt, Pit. (LB)	13.0
7)	*Chubb, Den. (LB)	12.0
8)	Campbell, Jac. (DE)	10.5
9)	Atkins, Cin. (DT)	10.0
10)	Ngakoue, Jac. (DE)	9.5
11t)	Autry, Ind. (DT)	9.0
11t)	Clowney, Hou. (LB)	9.0
11t)	Houston, K.C. (LB)	9.0
14)	Z. Smith, Bal. (LB)	8.5
15t)	Dunlap, Cin. (DE)	8.0
15t)	Heyward, Pit. (DE)	8.0
17)	Flowers, N.E. (DE)	7.5
18t)	H. Anderson, NY-J (DE)	7.0
<b>18t)</b>	<b>Casey, Ten. (DE)</b>	<b>7.0</b>
18t)	Hughes, Buf. (DE)	7.0
18t)	Ingram, LA-C (DE)	7.0
18t)	Jenkins, NY-J (LB)	7.0
18t)	Judon, Bal. (LB)	7.0
18t)	*Leonard, Ind. (LB)	7.0
18t)	Suggs, Bal. (LB)	7.0
26t)	Alexander, Buf. (LB)	6.5
26t)	Hargrave, Pit. (NT)	6.5
26t)	Quinn, Mia. (DE)	6.5

29t)	Bailey, K.C. (DE)	6.0
<b>29t)</b>	<b>Brown, Ten. (LB)</b>	<b>6.0</b>
29t)	*Hubbard, Cin. (DE)	6.0
29t)	Wake, Mia. (DE)	6.0
33t)	Bosa, LA-C (DE)	5.5
33t)	Dupree, Pit. (LB)	5.5
33t)	Ogunjobi, Cle. (DT)	5.5
33t)	Onwuasor, Bal. (LB)	5.5
33t)	Sheard, Ind. (DE)	5.5
33t)	Tuitt, Pit. (DE)	5.5
39t)	Copeland, NY-J (LB)	5.0
39t)	Hunt, Ind. (DE)	5.0
39t)	Rochell, LA-C (DE)	5.0
39t)	Williams, Buf. (DT)	5.0
39t)	Williams, NY-J (DE)	5.0
44t)	*Avery, Cle. (LB)	4.5
<b>44t)</b>	<b>*Landry, Ten. (LB)</b>	<b>4.5</b>
44t)	Williams, Pit. (LB)	4.5
44t)	Wise, N.E. (DE)	4.5
<b>44t)</b>	<b>Woodyard, Ten. (LB)</b>	<b>4.5</b>
49t)	Collins, Cle. (LB)	4.0
49t)	*Hurst, Oak. (DT)	4.0
49t)	Lawson, Buf. (DE)	4.0
49t)	Mercilus, Hou. (LB)	4.0
49t)	T. Murphy, Buf. (DE)	4.0
49t)	Philon, LA-C (DT)	4.0
<b>49t)</b>	<b>Ryan, Ten. (DB)</b>	<b>4.0</b>
49t)	*Turay, Ind. (DE)	4.0

AFC / FUMBLE RECOVERIES

Rank	Player, Team	TotRec	OffRec	DefRec
1t)	*L. Jackson, Bal.	5	5	0
1t)	Keenum, Den.	5	5	0
1t)	Mahomes, K.C.	5	5	0
4t)	Bailey, K.C.	4	0	4
4t)	Roethlisberger, Pit.	4	4	0
6t)	Clowney, Hou.	3	0	3
6t)	Houston, K.C.	3	0	3
6t)	Luck, Ind.	3	3	0
6t)	Milano, Buf.	3	0	3
6t)	Miller, Den.	3	0	3
6t)	Peppers, Cle.	3	1	2
6t)	Watson, Hou.	3	3	0
6t)	T. Young, Bal.	3	1	2
14t)	*Allen, Buf.	2	2	0
14t)	Dav. Andrews, N.E.	2	2	0
14t)	Bitonio, Cle.	2	2	0
14t)	*Bojorquez, Buf.	2	2	0
14t)	Bortles, Jac.	2	2	0
14t)	Carr, Oak.	2	2	0
14t)	Chickillo, Pit.	2	0	2
14t)	Colvin, Hou.	2	0	2
14t)	Croom, Buf.	2	2	0
14t)	*Darnold, NY-J	2	2	0
14t)	Driskel, Cin.	2	2	0
14t)	Ekeler, LA-C	2	2	0
14t)	Fejedelem, Cin.	2	1	1
14t)	Hankins, Oak.	2	0	2
14t)	Hill, K.C.	2	2	0
14t)	Hilton, Pit.	2	0	2
14t)	Ingram, LA-C	2	1	1
<b>14t)</b>	<b>Jackson, Ten.</b>	<b>2</b>	<b>2</b>	<b>0</b>
14t)	Jenkins, NY-J	2	0	2
14t)	King, LA-C	2	1	1
14t)	*Leonard, Ind.	2	0	2
<b>14t)</b>	<b>D. Lewis, Ten.</b>	<b>2</b>	<b>2</b>	<b>0</b>
<b>14t)</b>	<b>Mariota, Ten.</b>	<b>2</b>	<b>2</b>	<b>0</b>
14t)	*Mayfield, Cle.	2	2	0
14t)	D. McCourty, N.E.	2	0	2
14t)	M. Murphy, Buf.	2	1	1
14t)	*Reid, Hou.	2	0	2
14t)	Schobert, Cle.	2	0	2
14t)	*Speaks, K.C.	2	0	2
14t)	Van Noy, N.E.	2	0	2
14t)	*Ward, Cle.	2	0	2
14t)	Ty. Williams, LA-C	2	2	0

AFC / OFFENSIVE FUMBLE RECOVERIES

Rank	Player, Team	Ret	Yards	Avg	Long	TD
1t)	*L. Jackson, Bal.	5	0	0.0	0	0
1t)	Keenum, Den.	5	0	0.0	0	0
1t)	Mahomes, K.C.	5	0	0.0	0	0
4)	Roethlisberger, Pit.	4	0	0.0	0	0
5t)	Luck, Ind.	3	0	0.0	0	0
5t)	Watson, Hou.	3	0	0.0	0	0
7t)	*Allen, Buf.	2	0	0.0	0	0
7t)	Dav. Andrews, N.E.	2	0	0.0	0	0
7t)	Bitonio, Cle.	2	0	0.0	0	0
7t)	*Bojorquez, Buf.	2	0	0.0	0	0
7t)	Bortles, Jac.	2	0	0.0	0	0
7t)	Carr, Oak.	2	0	0.0	0	0
7t)	Croom, Buf.	2	0	0.0	0t	1
7t)	*Darnold, NY-J	2	0	0.0	0	0
7t)	Driskel, Cin.	2	0	0.0	0	0
7t)	Ekeler, LA-C	2	0	0.0	0	0
7t)	Hill, K.C.	2	0	0.0	0	0
<b>7t)</b>	<b>Jackson, Ten.</b>	<b>2</b>	<b>0</b>	<b>0.0</b>	<b>0</b>	<b>0</b>
<b>7t)</b>	<b>D. Lewis, Ten.</b>	<b>2</b>	<b>0</b>	<b>0.0</b>	<b>0</b>	<b>0</b>
<b>7t)</b>	<b>Mariota, Ten.</b>	<b>2</b>	<b>0</b>	<b>0.0</b>	<b>0</b>	<b>0</b>
7t)	*Mayfield, Cle.	2	0	0.0	0	0
7t)	Ty. Williams, LA-C	2	0	0.0	0	0

AFC / DEFENSIVE FUMBLE RECOVERIES

Rank	Player, Team	Ret	Yards	Avg	Long	TD
1)	Bailey, K.C.	4	2	0.5	2t	1
2t)	Miller, Den.	3	3	1.0	3	0
2t)	Clowney, Hou.	3	0	0.0	0t	1
2t)	Houston, K.C.	3	0	0.0	0	0
2t)	Milano, Buf.	3	0	0.0	0	0
6t)	T. Young, Bal.	2	74	37.0	62t	2
6t)	Van Noy, N.E.	2	46	23.0	46t	1
6t)	*Ward, Cle.	2	29	14.5	20	0
6t)	Schobert, Cle.	2	26	13.0	26	0
6t)	Peppers, Cle.	2	16	8.0	16	0
6t)	D. McCourty, N.E.	2	14	7.0	14	0
6t)	Hilton, Pit.	2	2	1.0	2	0
6t)	*Reid, Hou.	2	1	0.5	1	0
6t)	Chickillo, Pit.	2	0	0.0	0	0
6t)	Colvin, Hou.	2	0	0.0	0	0
6t)	Hankins, Oak.	2	0	0.0	0	0
6t)	Jenkins, NY-J	2	0	0.0	0	0
6t)	*Leonard, Ind.	2	0	0.0	0	0
6t)	*Speaks, K.C.	2	0	0.0	0	0



**WEEK 17 / THROUGH SUNDAY, DECEMBER 30, 2018****NFC / LEADING PASSERS**

Player, Team	Att	Comp	Pct	Yds	Avg	Pct	TD	Long	Int	Pct	Rating
Brees, N.O.	489	364	74.4	3992	8.16	32	6.5	72t	5	1.0	115.7
Wilson, Sea.	427	280	65.6	3448	8.07	35	8.2	66	7	1.6	110.9
Ryan, Atl.	608	422	69.4	4924	8.10	35	5.8	75t	7	1.2	108.1
Wentz, Phi.	401	279	69.6	3074	7.67	21	5.2	58	7	1.7	102.2
Goff, LA-R	561	364	64.9	4688	8.36	32	5.7	70t	12	2.1	101.1
Fitzpatrick, T.B.	246	164	66.7	2366	9.62	17	6.9	75t	12	4.9	100.4
Cousins, Min.	606	425	70.1	4298	7.09	30	5.0	75t	10	1.7	99.7
Rodgers, G.B.	597	372	62.3	4442	7.44	25	4.2	75t	2	0.3	97.6
Prescott, Dal.	526	356	67.7	3885	7.39	22	4.2	90t	8	1.5	96.9
Trubisky, Chi.	434	289	66.6	3223	7.43	24	5.5	70t	12	2.8	95.4
Newton, Car.	471	320	67.9	3395	7.21	24	5.1	82	13	2.8	94.2
Manning, NY-G	576	380	66.0	4299	7.46	21	3.6	58	11	1.9	92.4
Mullens, S.F.	274	176	64.2	2277	8.31	13	4.7	85t	10	3.6	90.8
Winston, T.B.	378	244	64.6	2992	7.92	19	5.0	64	14	3.7	90.2
Stafford, Det.	555	367	66.1	3777	6.81	21	3.8	67	11	2.0	89.9
A. Smith, Was.	328	205	62.5	2180	6.65	10	3.0	52	5	1.5	85.7
*Rosen, Ariz	393	217	55.2	2278	5.80	11	2.8	75t	14	3.6	66.7

**NFC / LEADING PASSERS, RANKS**

Player, Team	Att	Comp	Pct	Yds	Avg	Pct	TD	Long	Int	Pct	Rating
Brees, N.O.	8	6t	1	6	4	3t	3		2t	2	1
Wilson, Sea.	11	11	11	9	6	1t	1		4t	6	2
Ryan, Atl.	1	2	4	1	5	1t	4		4t	3	3
Wentz, Phi.	12	12	3	12	8	10t	7		4t	8	4
Goff, LA-R	5	6t	12	2	2	3t	5		12t	11	5
Fitzpatrick, T.B.	17	17	7	14	1	14	2		12t	17	6
Cousins, Min.	2	1	2	5	14	5	10		8t	7	7
Rodgers, G.B.	3	4	16	3	10	6	12		1	1	8
Prescott, Dal.	7	8	6	7	12	9	13		7	4	9
Trubisky, Chi.	10	10	8	11	11	7t	6		12t	13	10
Newton, Car.	9	9	5	10	13	7t	8		15	12	11
Manning, NY-G	4	3	10	4	9	10t	15		10t	9	12
Mullens, S.F.	16	16	14	16	3	15	11		8t	15	13
Winston, T.B.	14	13	13	13	7	13	9		16t	16	14
Stafford, Det.	6	5	9	8	15	10t	14		10t	10	15
A. Smith, Was.	15	15	15	17	16	17	16		2t	5	16
*Rosen, Ariz	13	14	17	15	17	16	17		16t	14	17

**NFC / FOURTH-QUARTER PASSING LEADERS**

Rank	Player, Team	Att	Comp	Comp%	Yards	YPA	TD	TD%	Int	Int%	Rating
1)	Brees, N.O.	109	80	73.4	837	7.68	9	8.3	1	0.9	118.9
2)	Ryan, Atl.	171	132	77.2	1507	8.81	13	7.6	4	2.3	118.7
3)	Fitzpatrick, T.B.	68	45	66.2	631	9.28	6	8.8	2	2.9	113.1
4)	Wilson, Sea.	126	81	64.3	1097	8.71	10	7.9	3	2.4	108.5
5)	Winston, T.B.	103	70	68.0	843	8.18	9	8.7	4	3.9	105.8
6)	Wentz, Phi.	108	76	70.4	719	6.66	7	6.5	2	1.9	102.4
7)	Cousins, Min.	168	113	67.3	1223	7.28	11	6.5	4	2.4	100.4
8)	Newton, Car.	169	114	67.5	1262	7.47	10	5.9	5	3.0	96.8
9)	Manning, NY-G	183	120	65.6	1377	7.52	8	4.4	3	1.6	95.8
10)	Trubisky, Chi.	88	57	64.8	637	7.24	5	5.7	2	2.3	95.7
11)	Goff, LA-R	133	78	58.6	961	7.23	7	5.3	1	0.8	95.5
12)	Rodgers, G.B.	176	106	60.2	1408	8.00	6	3.4	1	0.6	94.6
13)	Prescott, Dal.	152	97	63.8	1140	7.50	5	3.3	2	1.3	92.0
14)	Stafford, Det.	162	106	65.4	1069	6.60	9	5.6	5	3.1	89.8
15)	A. Smith, Was.	60	39	65.0	377	6.28	1	1.7	1	1.7	81.0
16)	*Rosen, Ariz	123	75	61.0	836	6.80	4	3.3	4	3.3	78.5
17)	Foles, Phi.	40	25	62.5	246	6.15	2	5.0	2	5.0	75.6
18)	Mullens, S.F.	82	51	62.2	680	8.29	3	3.7	6	7.3	70.2
19)	Beathard, S.F.	54	28	51.9	297	5.50	1	1.9	3	5.6	51.2

**NFC / THIRD-DOWN PASSING LEADERS**

Rank	Player, Team	Att	Comp	Comp%	Yards	YPA	TD	TD%	Int	Int%	Rating
1)	Wilson, Sea.	127	75	59.1	996	7.84	16	12.6	3	2.4	113.7
2)	Brees, N.O.	117	79	67.5	797	6.81	9	7.7	1	0.9	108.8
3)	Winston, T.B.	83	53	63.9	663	7.99	6	7.2	1	1.2	107.7
4)	Manning, NY-G	161	111	68.9	1294	8.04	10	6.2	3	1.9	106.0
5)	Ryan, Atl.	148	101	68.2	1165	7.87	7	4.7	2	1.4	101.9
6)	Rodgers, G.B.	132	75	56.8	1269	9.61	6	4.5	1	0.8	101.5
7)	Prescott, Dal.	146	99	67.8	1034	7.08	7	4.8	1	0.7	101.2
8)	Goff, LA-R	124	81	65.3	949	7.65	8	6.5	4	3.2	96.5
9)	Cousins, Min.	151	92	60.9	1000	6.62	8	5.3	2	1.3	92.6
10)	Trubisky, Chi.	107	68	63.6	697	6.51	7	6.5	3	2.8	92.3
11)	Wentz, Phi.	93	53	57.0	586	6.30	4	4.3	0	0.0	90.2
12)	A. Smith, Was.	98	62	63.3	749	7.64	3	3.1	2	2.0	88.4
13)	Newton, Car.	102	61	59.8	606	5.94	7	6.9	3	2.9	87.3
14)	Stafford, Det.	150	86	57.3	930	6.20	8	5.3	6	4.0	76.8
15)	*Rosen, Ariz	115	56	48.7	576	5.01	4	3.5	4	3.5	60.6

**WEEK 17 / THROUGH SUNDAY, DECEMBER 30, 2018****NFC / LEADING RUSHERS**

Rank	Player, Team	Att	Yards	Avg	Long	TD
1)	Elliott, Dal.	304	1434	4.7	41	6
2)	*Barkley, NY-G	261	1307	5.0	78t	11
3)	Gurley, LA-R	256	1251	4.9	36	17
4)	Carson, Sea.	247	1151	4.7	61	9
5)	McCaffrey, Car.	219	1098	5.0	59	7
6)	Peterson, Was.	251	1042	4.2	90t	7
7)	Da. Johnson, Ariz	258	940	3.6	53	7
8)	Howard, Chi.	250	935	3.7	42	9
9)	Kamara, N.O.	194	883	4.6	49t	14
10)	Barber, T.B.	234	871	3.7	28	5
11)	Breida, S.F.	153	814	5.3	66t	3
12)	Coleman, Atl.	167	800	4.8	65	4
13)	A. Jones, G.B.	133	728	5.5	67	8
14)	Ingram, N.O.	138	645	4.7	38	6
15)	*Johnson, Det.	118	641	5.4	71	3
16)	Cook, Min.	133	615	4.6	70	2
17)	Murray, Min.	140	578	4.1	38t	6
18)	M. Davis, Sea.	112	514	4.6	37	4
19)	*Adams, Phi.	120	511	4.3	29	3
20)	Newton, Car. (QB)	101	488	4.8	29	4
21)	J. Williams, G.B.	121	464	3.8	20	3
22)	Cohen, Chi.	99	444	4.5	32	3
23)	Morris, S.F.	111	428	3.9	51	2
24)	Trubisky, Chi. (QB)	68	421	6.2	39	3
25)	*Penny, Sea.	85	419	4.9	38	2
26)	Blount, Det.	154	418	2.7	27	5
27)	Anderson, Car.-Oak.-LA-R	67	403	6.0	46	2
28)	Wilson, Sea. (QB)	67	376	5.6	40	0
29)	Smallwood, Phi.	87	364	4.2	15	3
30)	*Smith, Atl.	90	315	3.5	18	4
31)	Prescott, Dal. (QB)	75	305	4.1	28	6
32)	Winston, T.B. (QB)	49	281	5.7	18	1
33)	Rodgers, G.B. (QB)	43	269	6.3	23	2
34)	*Wilson, S.F.	66	266	4.0	18	0
35)	Zenner, Det.	55	265	4.8	29	3
36)	Mostert, S.F.	34	261	7.7	52t	1
37)	Clement, Phi.	68	259	3.8	32	2
38)	M. Brown, LA-R	43	212	4.9	19	0
39)	*Edmonds, Ariz	60	208	3.5	29	2
40)	T. Hill, N.O. (QB)	37	196	5.3	35	2
41)	Ajayi, Phi.	45	184	4.1	20	3
42)	Thompson, Was.	43	178	4.1	16	0
43)	Gallman, NY-G	51	176	3.5	9	1
44)	*Moore, Car. (WR)	13	172	13.2	32	0
45)	Riddick, Det.	40	171	4.3	19	0
46)	A. Smith, Was. (QB)	41	168	4.1	22	1
47t)	Hill, Atl.	20	157	7.9	60	0
47t)	Woods, LA-R (WR)	19	157	8.3	56	1
49)	Washington, N.O.	27	154	5.7	28	0
50)	Fitzpatrick, T.B. (QB)	36	152	4.2	18	2

**NFC / THIRD-AND-ONE RUSHING LEADERS**

Rank	Player, Team	Att	FD	Pct
1t)	A. Jones, G.B.	5	5	100.0
1t)	Brees, N.O.	4	4	100.0
1t)	Morris, S.F.	4	4	100.0
1t)	Ryan, Atl.	4	4	100.0
1t)	Trubisky, Chi.	4	4	100.0
1t)	Zenner, Det.	4	4	100.0
7t)	*Barkley, NY-G	8	7	87.5
7t)	Newton, Car.	8	7	87.5
9)	Kamara, N.O.	7	6	85.7
10)	Sanu, Atl.	6	5	83.3
11)	Peterson, Was.	10	8	80.0
12)	Da. Johnson, Ariz	9	7	77.8
13)	Carson, Sea.	16	12	75.0
14)	Gurley, LA-R	11	8	72.7
15)	Elliott, Dal.	19	13	68.4
16t)	McCaffrey, Car.	9	6	66.7
16t)	Blount, Det.	6	4	66.7
18)	Howard, Chi.	13	8	61.5

**NFC / LEADERS IN RECEPTIONS**

Rank	Player, Team	Rec	Yards	Avg	Long	TD
1)	Thomas, N.O.	125	1405	11.2	72t	9
2)	Ertz, Phi. (TE)	116	1163	10.0	34	8
3t)	J. Jones, Atl.	113	1677	14.8	58	8
3t)	Thielen, Min.	113	1373	12.2	68	9
5)	D. Adams, G.B.	111	1386	12.5	57	13
6)	McCaffrey, Car. (RB)	107	867	8.1	38	6
7)	Diggs, Min.	102	1021	10.0	75t	9
8)	*Barkley, NY-G (RB)	91	721	7.9	57t	4
9)	Kittle, S.F. (TE)	88	1377	15.6	85t	5
10t)	M. Evans, T.B.	86	1524	17.7	72t	8
10t)	Woods, LA-R	86	1219	14.2	39t	6
12)	Kamara, N.O. (RB)	81	709	8.8	42	4
13)	Cooks, LA-R	80	1204	15.1	57	5
14t)	Beckham, NY-G	77	1052	13.7	51	6
14t)	Elliott, Dal. (RB)	77	567	7.4	38t	3
16)	Humphries, T.B.	76	816	10.7	51	5
17)	Cooper, Oak.-Dal.	75	1005	13.4	90t	7
18)	Tate, Det.-Phi.	74	795	10.7	67	4
19t)	Cohen, Chi. (RB)	71	725	10.2	70t	5
19t)	Hooper, Atl. (TE)	71	660	9.3	36	4
21)	Golladay, Det.	70	1063	15.2	60	5
22)	Fitzgerald, Ariz	69	734	10.6	37	6
23)	Gabriel, Chi.	67	688	10.3	54	2
24t)	S. Shepard, NY-G	66	872	13.2	58	4
24t)	Sanu, Atl.	66	838	12.7	44t	4

26t)	Jeffery, Phi.	65	843	13.0	52	6
26t)	Beasley, Dal.	65	672	10.3	32t	3
28t)	*Ridley, Atl.	64	821	12.8	75t	10
28t)	Agholor, Phi.	64	736	11.5	83t	4
28t)	Rudolph, Min. (TE)	64	634	9.9	44t	4
31)	Riddick, Det. (RB)	61	384	6.3	20	0
32t)	Godwin, T.B.	59	842	14.3	48	7
32t)	Gurley, LA-R (RB)	59	580	9.8	56	4
34)	Lockett, Sea.	57	965	16.9	52t	10
35t)	*Moore, Car.	55	788	14.3	82	2
35t)	Robinson, Chi.	55	754	13.7	43	4
35t)	Graham, G.B. (TE)	55	636	11.6	54	2
38t)	T. Burton, Chi. (TE)	54	569	10.5	47	6
38t)	Reed, Was. (TE)	54	558	10.3	34	2
40t)	Baldwin, Sea.	50	618	12.4	42	5
40t)	Da. Johnson, Ariz (RB)	50	446	8.9	40	3
42)	Engram, NY-G (TE)	45	577	12.8	54	3
43t)	Funchess, Car.	44	549	12.5	27	4
43t)	Doctson, Was.	44	532	12.1	32	2
45t)	*Kirk, Ariz	43	590	13.7	75t	3
45t)	Wright, Car.	43	447	10.4	33	1
47)	Bourne, S.F.	42	487	11.6	33	4
48t)	Jackson, T.B.	41	774	18.9	75t	4
48t)	Thompson, Was. (RB)	41	268	6.5	23	1
50t)	Kupp, LA-R	40	566	14.2	70t	6
50t)	Cook, Min. (RB)	40	305	7.6	27	2

**NFC / RECEIVING YARDAGE LEADERS**

Rank	Player, Team	Yards	Rec	Avg	Long	TD
1)	J. Jones, Atl.	1677	113	14.8	58	8
2)	M. Evans, T.B.	1524	86	17.7	72t	8
3)	Thomas, N.O.	1405	125	11.2	72t	9
4)	D. Adams, G.B.	1386	111	12.5	57	13
5)	Kittle, S.F. (TE)	1377	88	15.6	85t	5
6)	Thielen, Min.	1373	113	12.2	68	9
7)	Woods, LA-R	1219	86	14.2	39t	6
8)	Cooks, LA-R	1204	80	15.1	57	5
9)	Ertz, Phi. (TE)	1163	116	10.0	34	8
10)	Golladay, Det.	1063	70	15.2	60	5
11)	Beckham, NY-G	1052	77	13.7	51	6
12)	Diggs, Min.	1021	102	10.0	75t	9
13)	Cooper, Oak.-Dal.	1005	75	13.4	90t	7
14)	Lockett, Sea.	965	57	16.9	52t	10
15)	S. Shepard, NY-G	872	66	13.2	58	4
16)	McCaffrey, Car. (RB)	867	107	8.1	38	6
17)	Jeffery, Phi.	843	65	13.0	52	6
18)	Godwin, T.B.	842	59	14.3	48	7
19)	Sanu, Atl.	838	66	12.7	44t	4
20)	*Ridley, Atl.	821	64	12.8	75t	10
21)	Humphries, T.B.	816	76	10.7	51	5
22)	Tate, Det.-Phi.	795	74	10.7	67	4
23)	*Moore, Car.	788	55	14.3	82	2
24)	Jackson, T.B.	774	41	18.9	75t	4
25)	Robinson, Chi.	754	55	13.7	43	4

26)	Agholor, Phi.	736	64	11.5	83t	4
27)	Fitzgerald, Ariz	734	69	10.6	37	6
28)	Cohen, Chi. (RB)	725	71	10.2	70t	5
29)	*Barkley, NY-G (RB)	721	91	7.9	57t	4
30)	Kamara, N.O. (RB)	709	81	8.8	42	4
31)	Gabriel, Chi.	688	67	10.3	54	2
32)	Beasley, Dal.	672	65	10.3	32t	3
33)	Hooper, Atl. (TE)	660	71	9.3	36	4
34)	Graham, G.B. (TE)	636	55	11.6	54	2
35)	Rudolph, Min. (TE)	634	64	9.9	44t	4
36)	Baldwin, Sea.	618	50	12.4	42	5
37)	*Kirk, Ariz	590	43	13.7	75t	3
38)	*Valdes-Scantling, G.B.	581	38	15.3	60	2
39)	Gurley, LA-R (RB)	580	59	9.8	56	4
40)	Engram, NY-G (TE)	577	45	12.8	54	3
41)	T. Burton, Chi. (TE)	569	54	10.5	47	6
42)	Elliott, Dal. (RB)	567	77	7.4	38t	3
43)	Kupp, LA-R	566	40	14.2	70t	6
44)	Howard, T.B. (TE)	565	34	16.6	75t	5
45)	Reed, Was. (TE)	558	54	10.3	34	2
46)	Funchess, Car.	549	44	12.5	27	4
47)	Doctson, Was.	532	44	12.1	32	2
48)	M. Jones, Det.	508	35	14.5	39t	5
49)	*Gallup, Dal.	507	33	15.4	49t	2
50)	Samuel, Car.	494	39	12.7	53t	5

**WEEK 17 / THROUGH SUNDAY, DECEMBER 30, 2018**

**NFC / THIRD-DOWN RECEIVING LEADERS**

Rank	Player, Team	Rec	Yards	Avg	Long	TD
1)	J. Jones, Atl.	32	400	12.5	35t	3
2)	Thomas, N.O.	30	341	11.4	72t	2
3)	Thielen, Min.	29	335	11.6	40	1
4)	D. Adams, G.B.	27	484	17.9	57	2
5)	Elliott, Dal. (RB)	26	145	5.6	16	1
6t)	Tate, Det.-Phi.	25	308	12.3	67	1
6t)	Beasley, Dal.	25	265	10.6	21	1
6t)	*Barkley, NY-G (RB)	25	183	7.3	21	0
9t)	Woods, LA-R	23	293	12.7	35	1
9t)	Ertz, Phi. (TE)	23	205	8.9	23t	2
11)	Cooks, LA-R	22	241	11.0	24	1
12t)	M. Evans, T.B.	21	412	19.6	64	1
12t)	*Ridley, Atl.	21	284	13.5	50	3
12t)	Cooper, Oak.-Dal.	21	254	12.1	40t	2
12t)	Kamara, N.O. (RB)	21	170	8.1	19	2
16t)	S. Shepard, NY-G	20	274	13.7	55	3
16t)	Beckham, NY-G	20	267	13.4	44	4
16t)	Engram, NY-G (TE)	20	241	12.1	51	2
19t)	Jeffery, Phi.	19	258	13.6	36	3
19t)	Sanu, Atl.	19	237	12.5	32	0
19t)	McCaffrey, Car. (RB)	19	180	9.5	22	2
19t)	Humphries, T.B.	19	162	8.5	16	1
19t)	Diggs, Min.	19	153	8.1	24	2
24)	Kittle, S.F. (TE)	17	208	12.2	21	1
25t)	Lockett, Sea.	16	308	19.3	52t	4

25t)	Golladay, Det.	16	273	17.1	40	1
25t)	*Kirk, Ariz	16	242	15.1	59t	2
25t)	Rudolph, Min. (TE)	16	199	12.4	44t	1
25t)	Reed, Was. (TE)	16	178	11.1	34	1
25t)	Fitzgerald, Ariz	16	143	8.9	32	1
25t)	Cohen, Chi. (RB)	16	97	6.1	11	1
32t)	Graham, G.B. (TE)	15	175	11.7	34	1
32t)	Gabriel, Chi.	15	163	10.9	40	1
32t)	Thompson, Was. (RB)	15	110	7.3	17	0
32t)	Riddick, Det. (RB)	15	102	6.8	20	0
36t)	Agholor, Phi.	14	167	11.9	58	1
36t)	Hooper, Atl. (TE)	14	165	11.8	23	0
38t)	Godwin, T.B.	13	167	12.8	25	4
38t)	Baldwin, Sea.	13	158	12.2	35t	4
38t)	Wright, Car.	13	92	7.1	14	1
41t)	Moore, Sea.	11	202	18.4	54	2
41t)	Cobb, G.B.	11	183	16.6	75t	2
41t)	Robinson, Chi.	11	154	14.0	36t	1
41t)	Jarwin, Dal. (TE)	11	137	12.5	39t	3
41t)	*A. Miller, Chi.	11	126	11.5	29t	3
41t)	Rodgers, T.B. (RB)	11	82	7.5	24	0
47t)	*Valdes-Scantling, G.B.	10	227	22.7	51	0
47t)	Kupp, LA-R	10	186	18.6	53t	2
47t)	*Thomas, Car. (TE)	10	108	10.8	31	0
47t)	Everett, LA-R (TE)	10	80	8.0	22	1
47t)	Ellington, Hou.-Det.	10	53	5.3	10	0

**NFC / LEADING SCORERS, NONKICKERS**

Rank	Player, Team	TD	Rush	Rec	Ret	X2	Pts
1)	Gurley, LA-R (RB)	21	17	4	0	3	132
2)	Kamara, N.O. (RB)	18	14	4	0	3	114
3)	*Barkley, NY-G (RB)	15	11	4	0	1	92
4)	D. Adams, G.B. (WR)	13	0	13	0	1	80
5)	McCaffrey, Car. (RB)	13	7	6	0	0	78
6t)	Da. Johnson, Ariz (RB)	10	7	3	0	1	62
6t)	Lockett, Sea. (WR)	10	0	10	0	1	62
8)	*Ridley, Atl. (WR)	10	0	10	0	0	60
9t)	Diggs, Min. (WR)	9	0	9	0	1	56
9t)	Thielen, Min. (WR)	9	0	9	0	1	56
11t)	Carson, Sea. (RB)	9	9	0	0	0	54
11t)	Coleman, Atl. (RB)	9	4	5	0	0	54
11t)	Elliott, Dal. (RB)	9	6	3	0	0	54
11t)	M. Evans, T.B. (WR)	9	0	8	1	0	54
11t)	Howard, Chi. (RB)	9	9	0	0	0	54
11t)	A. Jones, G.B. (RB)	9	8	1	0	0	54
11t)	Thomas, N.O. (WR)	9	0	9	0	0	54
18t)	Cohen, Chi. (RB)	8	3	5	0	0	48
18t)	Ertz, Phi. (TE)	8	0	8	0	0	48
18t)	J. Jones, Atl. (WR)	8	0	8	0	0	48
18t)	Peterson, Was. (RB)	8	7	1	0	0	48
22)	Godwin, T.B. (WR)	7	0	7	0	1	44
23t)	Cooper, Oak.-Dal. (WR)	7	0	7	0	0	42
23t)	Ingram, N.O. (RB)	7	6	1	0	0	42
23t)	*A. Miller, Chi. (WR)	7	0	7	0	0	42
23t)	Samuel, Car. (WR)	7	2	5	0	0	42
23t)	Woods, LA-R (WR)	7	1	6	0	0	42

28t)	T. Burton, Chi. (TE)	6	0	6	0	1	38
28t)	Fitzgerald, Ariz (WR)	6	0	6	0	1	38
28t)	Murray, Min. (RB)	6	6	0	0	1	38
28t)	Prescott, Dal. (QB)	6	6	0	0	1	38
32t)	Barber, T.B. (RB)	6	5	1	0	0	36
32t)	Beckham, NY-G (WR)	6	0	6	0	0	36
32t)	Brate, T.B. (TE)	6	0	6	0	0	36
32t)	Cooks, LA-R (WR)	6	1	5	0	0	36
32t)	Jeffery, Phi. (WR)	6	0	6	0	0	36
32t)	Kupp, LA-R (WR)	6	0	6	0	0	36
38t)	Kittle, S.F. (TE)	5	0	5	0	1	32
38t)	Smallwood, Phi. (RB)	5	3	2	0	1	32
40t)	Baldwin, Sea. (WR)	5	0	5	0	0	30
40t)	Blount, Det. (RB)	5	5	0	0	0	30
40t)	Breida, S.F. (RB)	5	3	2	0	0	30
40t)	J. Brown, Sea. (WR)	5	0	5	0	0	30
40t)	M. Davis, Sea. (RB)	5	4	1	0	0	30
40t)	Golladay, Det. (WR)	5	0	5	0	0	30
40t)	Howard, T.B. (TE)	5	0	5	0	0	30
40t)	Humphries, T.B. (WR)	5	0	5	0	0	30
40t)	Jackson, T.B. (WR)	5	1	4	0	0	30
40t)	M. Jones, Det. (WR)	5	0	5	0	0	30
40t)	Moore, Sea. (WR)	5	0	5	0	0	30
40t)	*Pettis, S.F. (WR)	5	0	5	0	0	30
40t)	Reynolds, LA-R (WR)	5	0	5	0	0	30
40t)	Robinson, Min. (WR)	5	0	5	0	0	30
40t)	*Smith, N.O. (WR)	5	0	5	0	0	30



**WEEK 17 / THROUGH SUNDAY, DECEMBER 30, 2018****NFC / LEADING SCORERS, KICKERS**

Rank	Player, Team	PAT	FG	Pct	Long	Pts
1)	Lutz, N.O.	52/53	28/30	.933	54	136
2)	Rosas, NY-G	31/32	32/33	.970	57	127
3)	Gould, S.F.	27/29	33/34	.971	53	126
4)	Crosby, G.B.	34/36	30/37	.811	53	124
5)	Maher, Dal.	32/33	29/36	.806	62	119
6)	Zuerlein, LA-R	35/36	27/31	.871	56	116
7t)	Janikowski, Sea.	48/51	22/27	.815	56	114
7t)	Prater, Det.	30/30	28/32	.875	54	114
9t)	Elliott, Phi.	33/35	26/31	.839	56	111
9t)	Parkey, Chi.	42/45	23/30	.767	50	111
11)	Hopkins, Was.	25/26	26/29	.897	56	103
12t)	Bailey, Min.	30/31	21/28	.750	52	93
12t)	Bryant, Atl.	33/35	20/21	.952	57	93
14)	Catanzaro, T.B.-Car.	30/35	16/20	.800	59	78
15)	Gano, Car.	30/33	14/16	.875	63	72
16)	Santos, LA-R-T.B.	22/23	14/18	.778	45	64
17)	Gonzalez, Cle.-Ariz	8/11	9/14	.643	55	35
18)	Dawson, Ariz	15/15	5/ 8	.625	43	30
19)	Tavecchio, Atl.	8/ 8	5/ 5	1.000	56	23
20)	Ficken, LA-R	10/10	1/ 3	.333	34	13
21)	Hekker, LA-R	1/ 1	1/ 1	1.000	20	4

**NFC / TOUCHBACKS ON KICKOFFS**

Rank	Player, Team	TB
1)	Parkey, Chi.	65
2)	Lutz, N.O.	64
3t)	Elliott, Phi.	57
3t)	Zuerlein, LA-R	57
5)	Hopkins, Was.	56
6t)	Catanzaro, T.B.-Car.	52
6t)	Maher, Dal.	52
6t)	Pinion, S.F.	52
9t)	Bosher, Atl.	51
9t)	Rosas, NY-G	51
11)	Gano, Car.	47
12)	Janikowski, Sea.	42
13)	Crosby, G.B.	41
14)	Bailey, Min.	35
15)	Martin, Det.	34
16)	Santos, LA-R-T.B.	19
17)	Gonzalez, Cle.-Ariz	17
18)	Dawson, Ariz	14
19)	Ficken, LA-R	11
20)	Prater, Det.	3
21)	Hekker, LA-R	2

## NFC / MOST YARDS FROM SCRIMMAGE

Rank	Player, Team	Total			Rushing			Receiving		
		Yards	Att+Rec	Avg	Yards	Att	Avg	Yards	Rec	Avg
1)	*Barkley, NY-G (RB)	2028	352	5.8	1307	261	5.0	721	91	7.9
2)	Elliott, Dal. (RB)	2001	381	5.3	1434	304	4.7	567	77	7.4
3)	McCaffrey, Car. (RB)	1965	326	6.0	1098	219	5.0	867	107	8.1
4)	Gurley, LA-R (RB)	1831	315	5.8	1251	256	4.9	580	59	9.8
5)	J. Jones, Atl. (WR)	1689	115	14.7	12	2	6.0	1677	113	14.8
6)	Kamara, N.O. (RB)	1592	275	5.8	883	194	4.6	709	81	8.8
7)	M. Evans, T.B. (WR)	1524	86	17.7	0	0	---	1524	86	17.7
8)	Thomas, N.O. (WR)	1405	125	11.2	0	0	---	1405	125	11.2
9)	Thielen, Min. (WR)	1403	118	11.9	30	5	6.0	1373	113	12.2
10)	Kittle, S.F. (TE)	1387	89	15.6	10	1	10.0	1377	88	15.6
11t)	D. Adams, G.B. (WR)	1386	111	12.5	0	0	---	1386	111	12.5
11t)	Da. Johnson, Ariz (RB)	1386	308	4.5	940	258	3.6	446	50	8.9
13)	Woods, LA-R (WR)	1376	105	13.1	157	19	8.3	1219	86	14.2
14)	Carson, Sea. (RB)	1314	267	4.9	1151	247	4.7	163	20	8.2
15)	Cooks, LA-R (WR)	1272	90	14.1	68	10	6.8	1204	80	15.1
16)	Peterson, Was. (RB)	1250	271	4.6	1042	251	4.2	208	20	10.4
17)	Cohen, Chi. (RB)	1169	170	6.9	444	99	4.5	725	71	10.2
18)	Ertz, Phi. (TE)	1163	116	10.0	0	0	---	1163	116	10.0
19)	Diggs, Min. (WR)	1083	112	9.7	62	10	6.2	1021	102	10.0
20)	Howard, Chi. (RB)	1080	270	4.0	935	250	3.7	145	20	7.3
21)	Coleman, Atl. (RB)	1076	199	5.4	800	167	4.8	276	32	8.6
22)	Breida, S.F. (RB)	1075	180	6.0	814	153	5.3	261	27	9.7
23t)	Beckham, NY-G (WR)	1071	82	13.1	19	5	3.8	1052	77	13.7
23t)	Golladay, Det. (WR)	1071	71	15.1	8	1	8.0	1063	70	15.2
25)	Lockett, Sea. (WR)	1034	70	14.8	69	13	5.3	965	57	16.9
26)	Cooper, Oak.-Dal. (WR)	1025	77	13.3	20	2	10.0	1005	75	13.4
27)	Barber, T.B. (RB)	963	254	3.8	871	234	3.7	92	20	4.6
28)	*Moore, Car. (WR)	960	68	14.1	172	13	13.2	788	55	14.3
29)	A. Jones, G.B. (RB)	934	159	5.9	728	133	5.5	206	26	7.9
30)	Cook, Min. (RB)	920	173	5.3	615	133	4.6	305	40	7.6
31)	S. Shepard, NY-G (WR)	905	69	13.1	33	3	11.0	872	66	13.2
32)	Sanu, Atl. (WR)	882	73	12.1	44	7	6.3	838	66	12.7
33)	*Johnson, Det. (RB)	854	150	5.7	641	118	5.4	213	32	6.7
34)	*Ridley, Atl. (WR)	848	70	12.1	27	6	4.5	821	64	12.8
35)	Jeffery, Phi. (WR)	843	65	13.0	0	0	---	843	65	13.0
36)	Godwin, T.B. (WR)	842	59	14.3	0	0	---	842	59	14.3
37)	Tate, Det.-Phi. (WR)	829	78	10.6	34	4	8.5	795	74	10.7
38)	Humphries, T.B. (WR)	827	78	10.6	11	2	5.5	816	76	10.7
39)	Ingram, N.O. (RB)	815	159	5.1	645	138	4.7	170	21	8.1
40)	Jackson, T.B. (WR)	803	47	17.1	29	6	4.8	774	41	18.9
41)	Agholor, Phi. (WR)	768	67	11.5	32	3	10.7	736	64	11.5
42)	Robinson, Chi. (WR)	763	56	13.6	9	1	9.0	754	55	13.7
43)	Gabriel, Chi. (WR)	749	76	9.9	61	9	6.8	688	67	10.3
44)	Fitzgerald, Ariz (WR)	734	69	10.6	0	0	---	734	69	10.6
45)	M. Davis, Sea. (RB)	728	146	5.0	514	112	4.6	214	34	6.3
46)	Murray, Min. (RB)	719	162	4.4	578	140	4.1	141	22	6.4
47)	J. Williams, G.B. (RB)	674	148	4.6	464	121	3.8	210	27	7.8
48)	Beasley, Dal. (WR)	672	65	10.3	0	0	---	672	65	10.3
49)	Hooper, Atl. (TE)	660	71	9.3	0	0	---	660	71	9.3
50)	Graham, G.B. (TE)	636	55	11.6	0	0	---	636	55	11.6



**NFC / KICKOFF RETURN LEADERS**

Rank	Player, Team	Ret	Yards	Avg	Long	TD
1)	Coleman, N.E.-NY-G	23	598	26.0	51	0
2)	*James, S.F.	23	580	25.2	97t	1
3)	Hall, Atl.	26	616	23.7	53	0

**NFC / LEADERS IN INTERCEPTIONS**

Rank	Player, Team	Int	Yards	Avg	Long	TD							
1t)	Kazee, Atl.	7	54	7.7	33	0	10t)	Boston, Ariz	3	9	3.0	9	0
1t)	Fuller, Chi.	7	52	7.4	35	0	10t)	Poole, Atl.	3	2	0.7	2	0
3)	Jackson, Chi.	6	81	13.5	41t	2	25t)	M. Williams, N.O.	2	100	50.0	78	0
4)	Ogletree, NY-G	5	61	12.2	20	2	25t)	D. Jones, Atl.	2	61	30.5	41t	1
5t)	Riley, NY-G	4	67	16.8	46	1	25t)	*Vander Esch, Dal.	2	56	28.0	28	0
5t)	J. Johnson, LA-R	4	46	11.5	35	0	25t)	Breeland, G.B.	2	48	24.0	26	1
5t)	Adams, T.B.	4	34	8.5	16	0	25t)	Apple, NY-G-N.O.	2	29	14.5	29	0
5t)	Swearinger, Was.-Ariz	4	33	8.3	22	0	25t)	Ja. Jenkins, NY-G	2	29	14.5	29	0
5t)	*Jackson, Car.	4	0	0.0	0	0	25t)	Amos, Chi.	2	27	13.5	26	0
10t)	Peters, LA-R	3	107	35.7	50t	1	25t)	Thomas, NY-G	2	26	13.0	26	0
10t)	Slay, Det.	3	107	35.7	67t	1	25t)	*Maddox, Phi.	2	23	11.5	23	0
10t)	Norman, Was.	3	79	26.3	40	0	25t)	Dunbar, Was.	2	21	10.5	24	0
10t)	Smith, Min.	3	66	22.0	52	0	25t)	X. Woods, Dal.	2	15	7.5	15	0
10t)	Amukamara, Chi.	3	58	19.3	49t	1	25t)	Callahan, Chi.	2	12	6.0	12	0
10t)	Littleton, LA-R	3	48	16.0	22	1	25t)	Trevathan, Chi.	2	12	6.0	12	0
10t)	Diggs, Det.	3	41	13.7	37t	1	25t)	Goodson, NY-G	2	8	4.0	5	0
10t)	McDougald, Sea.	3	39	13.0	39	0	25t)	Shaqui. Griffin, Sea.	2	8	4.0	8	0
10t)	Harris, Min.	3	33	11.0	33	0	25t)	Hill, LA-R	2	7	3.5	7	0
10t)	Clinton-Dix, G.B.-Was.	3	25	8.3	24	0	25t)	M. Foster, Was.	2	4	2.0	4	0
10t)	E. Thomas, Sea.	3	25	8.3	25	0	25t)	Kendricks, Min.	2	3	1.5	3	0
10t)	Douglas, Phi.	3	14	4.7	17	0	25t)	Banjo, N.O.	2	0	0.0	0	0
10t)	Adams, Car.	3	11	3.7	18	0	25t)	Lattimore, N.O.	2	0	0.0	0	0
							25t)	Peterson, Ariz	2	0	0.0	0	0

**NFC / LEADERS IN SACKS**

Rank	Player, Team	Sacks				
1)	Donald, LA-R (DE)	20.5	24t)	Nassib, T.B. (DE)	6.5	
2)	Hunter, Min. (DE)	14.5	27t)	Clark, G.B. (NT)	6.0	
3)	Clark, Sea. (DE)	14.0	27t)	Crawford, Atl. (DT)	6.0	
4t)	Cha. Jones, Ariz (DE)	13.0	27t)	Davis, Det. (LB)	6.0	
4t)	Kerrigan, Was. (LB)	13.0	27t)	Gregory, Dal. (DE)	6.0	
6t)	Mack, Chi. (LB)	12.5	27t)	Jarrett, Atl. (DT)	6.0	
6t)	Pierre-Paul, T.B. (DE)	12.5	27t)	McCoy, T.B. (DT)	6.0	
8t)	Buckner, S.F. (DT)	12.0	33t)	Blair, S.F. (DE)	5.5	
8t)	Jordan, N.O. (DE)	12.0	33t)	Crawford, Dal. (DT)	5.5	
10t)	Cox, Phi. (DT)	10.5	33t)	Griffen, Min. (DE)	5.5	
10t)	Fackrell, G.B. (LB)	10.5	33t)	*Hill, NY-G (DE)	5.5	
10t)	Lawrence, Dal. (DE)	10.5	33t)	Marsh, S.F. (DE)	5.5	
10t)	J. Reed, Sea. (DT)	10.5	38t)	Beasley, Atl. (DE)	5.0	
14t)	Addison, Car. (DE)	9.0	38t)	Davis, N.O. (LB)	5.0	
14t)	Bennett, Phi. (DE)	9.0	38t)	Martinez, G.B. (LB)	5.0	
16t)	Allen, Was. (DE)	8.0	38t)	*Payne, Was. (NT)	5.0	
16t)	Rankins, N.O. (DT)	8.0	38t)	Peppers, Car. (DE)	5.0	
18t)	Hicks, Chi. (DE)	7.5	38t)	*Smith, Chi. (LB)	5.0	
18t)	Ioannidis, Was. (DE)	7.5	44t)	*Davenport, N.O. (DE)	4.5	
18t)	Okwara, Det. (DE)	7.5	44t)	Gunter, Ariz (DT)	4.5	
21t)	Kennard, Det. (LB)	7.0	44t)	T. Johnson, Sea.-Min. (DT)	4.5	
21t)	McKinley, Atl. (DE)	7.0	44t)	Nkemdiche, Ariz (DT)	4.5	
21t)	Vernon, NY-G (LB)	7.0	44t)	Onyemata, N.O. (DT)	4.5	
24t)	Irvin, Oak.-Atl. (DE)	6.5	44t)	S. Richardson, Min. (DT)	4.5	
24t)	Long, Phi. (DE)	6.5	44t)	Suh, LA-R (NT)	4.5	



**NFC / FUMBLE RECOVERIES**

Rank	Player, Team	TotRec	OffRec	DefRec
1t)	Prescott, Dal.	7	7	0
1t)	*Rosen, Ariz	7	7	0
3)	Wentz, Phi.	5	5	0
4t)	Brees, N.O.	4	4	0
4t)	Wilson, Sea.	4	4	0
6t)	Clement, Phi.	3	3	0
6t)	Cohen, Chi.	3	3	0
6t)	Cousins, Min.	3	3	0
6t)	Daniel, Chi.	3	3	0
6t)	Goff, LA-R	3	3	0
6t)	Lattimore, N.O.	3	0	3
6t)	A. Smith, Was.	3	3	0
13t)	Agnew, Det.	2	1	1
13t)	*Alexander, G.B.	2	2	0
13t)	Apple, NY-G-N.O.	2	0	2
13t)	Baker, Ariz	2	0	2
13t)	Beathard, S.F.	2	2	0
13t)	Breida, S.F.	2	2	0
13t)	Clark, Sea.	2	0	2
13t)	Clark, G.B.	2	0	2
13t)	J. Coleman, Sea.	2	0	2
13t)	Coleman, Atl.	2	2	0
13t)	David, T.B.	2	0	2
13t)	Davis, Car.	2	0	2
13t)	Donald, LA-R	2	0	2
13t)	Ebukam, LA-R	2	0	2
13t)	M. Evans, T.B.	2	2	0
13t)	Fitzpatrick, T.B.	2	2	0
13t)	*Flowers, Sea.	2	1	1
13t)	Foles, Phi.	2	2	0
13t)	M. Foster, Was.	2	0	2
13t)	Fowler, Jac.-LA-R	2	0	2
13t)	Golladay, Det.	2	1	1
13t)	Humphries, T.B.	2	2	0
13t)	T. Johnson, Sea.-Min.	2	0	2
13t)	Klein, N.O.	2	0	2
13t)	Lewis, Dal.	2	0	2
13t)	Love, Car.	2	0	2
13t)	Mack, Chi.	2	0	2
13t)	Manning, NY-G	2	2	0
13t)	*Penny, Sea.	2	2	0
13t)	Poole, Atl.	2	0	2
13t)	J. Reed, Sea.	2	0	2
13t)	Rodgers, T.B.	2	2	0
13t)	Ryan, Atl.	2	2	0
13t)	Smith, Min.	2	0	2
13t)	J. Smith, Dal.	2	0	2
13t)	Suh, LA-R	2	0	2
13t)	Sullivan, LA-R	2	2	0
13t)	Tate, Det.-Phi.	2	2	0
13t)	Thompson, Was.	2	2	0
13t)	Winston, T.B.	2	2	0
13t)	Wright, Car.	2	2	0

**NFC / OFFENSIVE FUMBLE RECOVERIES**

Rank	Player, Team	Ret	Yards	Avg	Long	TD
1t)	Prescott, Dal.	7	0	0.0	0	0
1t)	*Rosen, Ariz	7	0	0.0	0	0
3)	Wentz, Phi.	5	0	0.0	0	0
4t)	Brees, N.O.	4	0	0.0	0	0
4t)	Wilson, Sea.	4	0	0.0	0	0
6t)	Clement, Phi.	3	0	0.0	0	0
6t)	Cohen, Chi.	3	0	0.0	0	0
6t)	Cousins, Min.	3	0	0.0	0	0
6t)	Daniel, Chi.	3	0	0.0	0	0
6t)	Goff, LA-R	3	0	0.0	0	0
6t)	A. Smith, Was.	3	0	0.0	0	0
12t)	Thompson, Was.	2	5	2.5	5	0
12t)	Rodgers, T.B.	2	2	1.0	2	0
12t)	*Alexander, G.B.	2	0	0.0	0	0
12t)	Beathard, S.F.	2	0	0.0	0	0
12t)	Breida, S.F.	2	0	0.0	0	0
12t)	Coleman, Atl.	2	0	0.0	0	0
12t)	Fitzpatrick, T.B.	2	0	0.0	0	0
12t)	Foles, Phi.	2	0	0.0	0	0
12t)	Humphries, T.B.	2	0	0.0	0	0
12t)	Manning, NY-G	2	0	0.0	0	0
12t)	*Penny, Sea.	2	0	0.0	0	0
12t)	Ryan, Atl.	2	0	0.0	0	0
12t)	Sullivan, LA-R	2	0	0.0	0	0
12t)	Tate, Det.-Phi.	2	0	0.0	0	0
12t)	Winston, T.B.	2	0	0.0	0	0
12t)	Wright, Car.	2	0	0.0	0	0
12t)	M. Evans, T.B.	2	-3	-1.5	0t	1

**NFC / DEFENSIVE FUMBLE RECOVERIES**

Rank	Player, Team	Ret	Yards	Avg	Long	TD
1)	Lattimore, N.O.	3	91	30.3	54	0
2t)	J. Smith, Dal.	2	69	34.5	69t	1
2t)	Baker, Ariz	2	34	17.0	36t	1
2t)	J. Coleman, Sea.	2	29	14.5	29t	1
2t)	Klein, N.O.	2	17	8.5	17	0
2t)	Lewis, Dal.	2	14	7.0	14	0
2t)	Ebukam, LA-R	2	11	5.5	11t	1
2t)	Apple, NY-G-N.O.	2	2	1.0	2	0
2t)	J. Reed, Sea.	2	2	1.0	2	0
2t)	Clark, Sea.	2	0	0.0	0	0
2t)	Clark, G.B.	2	0	0.0	0	0
2t)	David, T.B.	2	0	0.0	0	0
2t)	Davis, Car.	2	0	0.0	0	0
2t)	Donald, LA-R	2	0	0.0	0	0
2t)	M. Foster, Was.	2	0	0.0	0	0
2t)	Fowler, Jac.-LA-R	2	0	0.0	0	0
2t)	T. Johnson, Sea.-Min.	2	0	0.0	0	0
2t)	Love, Car.	2	0	0.0	0	0
2t)	Mack, Chi.	2	0	0.0	0	0
2t)	Poole, Atl.	2	0	0.0	0	0
2t)	Smith, Min.	2	0	0.0	0	0
2t)	Suh, LA-R	2	0	0.0	0	0

**WEEK 17 / THROUGH SUNDAY, DECEMBER 30, 2018**

**NFL / LEADING PASSERS**

Player, Team	Att	Comp	Pct Comp	Yds	Avg Gain	TD	Pct TD	Long	Int	Pct Int	Rating Points
Brees, N.O.	489	364	74.4	3992	8.16	32	6.5	72t	5	1.0	115.7
Mahomes, K.C.	580	383	66.0	5097	8.79	50	8.6	89t	12	2.1	113.8
Wilson, Sea.	427	280	65.6	3448	8.07	35	8.2	66	7	1.6	110.9
Ryan, Atl.	608	422	69.4	4924	8.10	35	5.8	75t	7	1.2	108.1
Rivers, LA-C	508	347	68.3	4308	8.48	32	6.3	75t	12	2.4	105.5
Watson, Hou.	505	345	68.3	4165	8.25	26	5.1	73t	9	1.8	103.1
Wentz, Phi.	401	279	69.6	3074	7.67	21	5.2	58	7	1.7	102.2
Goff, LA-R	561	364	64.9	4688	8.36	32	5.7	70t	12	2.1	101.1
Fitzpatrick, T.B.	246	164	66.7	2366	9.62	17	6.9	75t	12	4.9	100.4
Cousins, Min.	606	425	70.1	4298	7.09	30	5.0	75t	10	1.7	99.7
Luck, Ind.	639	430	67.3	4593	7.19	39	6.1	68t	15	2.3	98.7
Brady, N.E.	570	375	65.8	4355	7.64	29	5.1	63t	11	1.9	97.7
Rodgers, G.B.	597	372	62.3	4442	7.44	25	4.2	75t	2	0.3	97.6
Prescott, Dal.	526	356	67.7	3885	7.39	22	4.2	90t	8	1.5	96.9
Roethlisberger, Pit.	675	452	67.0	5129	7.60	34	5.0	97t	16	2.4	96.5
Trubisky, Chi.	434	289	66.6	3223	7.43	24	5.5	70t	12	2.8	95.4
Newton, Car.	471	320	67.9	3395	7.21	24	5.1	82	13	2.8	94.2
Carr, Oak.	553	381	68.9	4049	7.32	19	3.4	66	10	1.8	93.9
*Mayfield, Cle.	486	310	63.8	3725	7.66	27	5.6	71	14	2.9	93.7
Tannehill, Mia.	274	176	64.2	1979	7.22	17	6.2	75t	9	3.3	92.7
Manning, NY-G	576	380	66.0	4299	7.46	21	3.6	58	11	1.9	92.4
<b>Mariota, Ten.</b>	<b>331</b>	<b>228</b>	<b>68.9</b>	<b>2528</b>	<b>7.64</b>	<b>11</b>	<b>3.3</b>	<b>61t</b>	<b>8</b>	<b>2.4</b>	<b>92.3</b>
Mullens, S.F.	274	176	64.2	2277	8.31	13	4.7	85t	10	3.6	90.8
Winston, T.B.	378	244	64.6	2992	7.92	19	5.0	64	14	3.7	90.2
Stafford, Det.	555	367	66.1	3777	6.81	21	3.8	67	11	2.0	89.9
Dalton, Cin.	365	226	61.9	2566	7.03	21	5.8	49	11	3.0	89.6
A. Smith, Was.	328	205	62.5	2180	6.65	10	3.0	52	5	1.5	85.7
Flacco, Bal.	379	232	61.2	2465	6.50	12	3.2	71	6	1.6	84.2
Keenum, Den.	586	365	62.3	3890	6.64	18	3.1	64t	15	2.6	81.2
Bortles, Jac.	403	243	60.3	2718	6.74	13	3.2	80t	11	2.7	79.8
*Darnold, NY-J	414	239	57.7	2865	6.92	17	4.1	76t	15	3.6	77.6
*Allen, Buf.	320	169	52.8	2074	6.48	10	3.1	75t	12	3.8	67.9
*Rosen, Ariz	393	217	55.2	2278	5.80	11	2.8	75t	14	3.6	66.7

**NFL / LEADING PASSERS, RANKS**

Player, Team	Att	Comp	Pct Comp	Yds	Avg Gain	TD	Pct TD	Long	Int	Pct Int	Rating Points
Brees, N.O.	16	12t	1	13	7	6t	4	2t	2	1	
Mahomes, K.C.	7	5	16	2	2	1	1	20t	15	2	
Wilson, Sea.	20	20	19	18	9	3t	2	5t	7	3	
Ryan, Atl.	3	4	4	3	8	3t	8	5t	3	4	
Rivers, LA-C	14	15	8	8	3	6t	5	20t	18	5	
Watson, Hou.	15	16	7	11	6	12	14	10t	10	6	
Wentz, Phi.	23	21	3	21	11	17t	13	5t	9	7	
Goff, LA-R	10	12t	20	4	4	6t	10	20t	16	8	
Fitzpatrick, T.B.	33	33	13	28	1	24t	3	20t	33	9	
Cousins, Min.	4	3	2	10	24	9	19	12t	8	10	
Luck, Ind.	2	2	11	5	23	2	7	30t	17	11	
Brady, N.E.	9	8	18	7	13	10	16	15t	13	12	
Rodgers, G.B.	5	9	26	6	17	13	21	1	1	13	
Prescott, Dal.	13	14	10	15	19	16	22	8t	4	14	
Roethlisberger, Pit.	1	1	12	1	15	5	17	33	19	15	
Trubisky, Chi.	19	19	14	20	18	14t	12	20t	24	16	
Newton, Car.	18	17	9	19	22	14t	15	26	23	17	
Carr, Oak.	12	6	5	12	20	21t	26	12t	11	18	
*Mayfield, Cle.	17	18	24	17	12	11	11	27t	25	19	
Tannehill, Mia.	31t	30t	22t	33	21	24t	6	10t	27	20	
Manning, NY-G	8	7	17	9	16	17t	25	15t	12	21	
<b>Mariota, Ten.</b>	<b>28</b>	<b>26</b>	<b>6</b>	<b>26</b>	<b>14</b>	<b>30t</b>	<b>27</b>	<b>8t</b>	<b>20</b>	<b>22</b>	
Mullens, S.F.	31t	30t	22t	30	5	27t	20	12t	30	23	
Winston, T.B.	26	22	21	22	10	21t	18	27t	31	24	
Stafford, Det.	11	10	15	16	27	17t	24	15t	14	25	
Dalton, Cin.	27	27	28	25	25	17t	9	15t	26	26	
A. Smith, Was.	29	29	25	31	29	32t	32	2t	5	27	
Flacco, Bal.	25	25	29	27	31	29	29	4	6	28	
Keenum, Den.	6	11	27	14	30	23	31	30t	21	29	
Bortles, Jac.	22	23	30	24	28	27t	28	15t	22	30	
*Darnold, NY-J	21	24	31	23	26	24t	23	30t	29	31	
*Allen, Buf.	30	32	33	32	32	32t	30	20t	32	32	
*Rosen, Ariz	24	28	32	29	33	30t	33	27t	28	33	

**NFL / FOURTH-QUARTER PASSING LEADERS**

Rank	Player, Team	Att	Comp	Comp%	Yards	YPA	TD	TD%	Int	Int%	Rating
1)	Oswieiler, Mia.	46	33	71.7	414	9.00	4	8.7	0	0.0	128.4
2)	Brees, N.O.	109	80	73.4	837	7.68	9	8.3	1	0.9	118.9
3)	Ryan, Atl.	171	132	77.2	1507	8.81	13	7.6	4	2.3	118.7
4)	Fitzpatrick, T.B.	68	45	66.2	631	9.28	6	8.8	2	2.9	113.1
5)	Luck, Ind.	174	127	73.0	1267	7.28	12	6.9	3	1.7	109.1
6)	Watson, Hou.	142	91	64.1	1137	8.01	11	7.7	2	1.4	108.8
7)	Wilson, Sea.	126	81	64.3	1097	8.71	10	7.9	3	2.4	108.5
8)	Winston, T.B.	103	70	68.0	843	8.18	9	8.7	4	3.9	105.8
9)	Mahomes, K.C.	123	81	65.9	937	7.62	11	8.9	4	3.3	105.0
10)	<b>Mariota, Ten.</b>	<b>66</b>	<b>44</b>	<b>66.7</b>	<b>498</b>	<b>7.55</b>	<b>3</b>	<b>4.5</b>	<b>0</b>	<b>0.0</b>	<b>104.2</b>
11)	Wentz, Phi.	108	76	70.4	719	6.66	7	6.5	2	1.9	102.4
12)	Cousins, Min.	168	113	67.3	1223	7.28	11	6.5	4	2.4	100.4
13)	Brady, N.E.	112	81	72.3	1065	9.51	5	4.5	5	4.5	98.3
14)	Rivers, LA-C	128	90	70.3	1002	7.83	4	3.1	2	1.6	97.2
15)	Newton, Car.	169	114	67.5	1262	7.47	10	5.9	5	3.0	96.8
16)	Driskel, Cin.	62	40	64.5	436	7.03	2	3.2	0	0.0	95.9
17)	Manning, NY-G	183	120	65.6	1377	7.52	8	4.4	3	1.6	95.8
18)	Trubisky, Chi.	88	57	64.8	637	7.24	5	5.7	2	2.3	95.7
19)	Goff, LA-R	133	78	58.6	961	7.23	7	5.3	1	0.8	95.5
20)	Rodgers, G.B.	176	106	60.2	1408	8.00	6	3.4	1	0.6	94.6
21)	Prescott, Dal.	152	97	63.8	1140	7.50	5	3.3	2	1.3	92.0
22)	Carr, Oak.	148	96	64.9	1004	6.78	7	4.7	3	2.0	91.7
23)	*Mayfield, Cle.	139	89	64.0	1046	7.53	7	5.0	4	2.9	91.6
24)	Stafford, Det.	162	106	65.4	1069	6.60	9	5.6	5	3.1	89.8
25)	Roethlisberger, Pit.	163	100	61.3	1142	7.01	6	3.7	3	1.8	87.0
26)	Keenum, Den.	181	120	66.3	1283	7.09	7	3.9	6	3.3	85.9
27)	Tannehill, Mia.	65	39	60.0	542	8.34	4	6.2	4	6.2	81.7
28)	A. Smith, Was.	60	39	65.0	377	6.28	1	1.7	1	1.7	81.0
29)	Flacco, Bal.	86	50	58.1	447	5.20	2	2.3	0	0.0	79.9
30)	*Rosen, Ariz	123	75	61.0	836	6.80	4	3.3	4	3.3	78.5
31)	*Allen, Buf.	95	53	55.8	661	6.96	5	5.3	4	4.2	77.6
32)	Foles, Phi.	40	25	62.5	246	6.15	2	5.0	2	5.0	75.6
33)	Dalton, Cin.	92	55	59.8	612	6.65	2	2.2	3	3.3	73.3
34)	<b>Gabbert, Ten.</b>	<b>46</b>	<b>29</b>	<b>63.0</b>	<b>331</b>	<b>7.20</b>	<b>2</b>	<b>4.3</b>	<b>3</b>	<b>6.5</b>	<b>71.9</b>
35)	Mullens, S.F.	82	51	62.2	680	8.29	3	3.7	6	7.3	70.2
36)	Bortles, Jac.	127	70	55.1	802	6.31	2	1.6	5	3.9	63.2
37)	*Darnold, NY-J	134	71	53.0	860	6.42	4	3.0	7	5.2	61.2
38)	Beathard, S.F.	54	28	51.9	297	5.50	1	1.9	3	5.6	51.2

**NFL / THIRD-DOWN PASSING LEADERS**

Rank	Player, Team	Att	Comp	Comp%	Yards	YPA	TD	TD%	Int	Int%	Rating
1)	Wilson, Sea.	127	75	59.1	996	7.84	16	12.6	3	2.4	113.7
2)	Mahomes, K.C.	124	77	62.1	1206	9.73	12	9.7	4	3.2	113.2
3)	Brees, N.O.	117	79	67.5	797	6.81	9	7.7	1	0.9	108.8
4)	Winston, T.B.	83	53	63.9	663	7.99	6	7.2	1	1.2	107.7
5)	Manning, NY-G	161	111	68.9	1294	8.04	10	6.2	3	1.9	106.0
6)	Ryan, Atl.	148	101	68.2	1165	7.87	7	4.7	2	1.4	101.9
7)	Rodgers, G.B.	132	75	56.8	1269	9.61	6	4.5	1	0.8	101.5
8)	Prescott, Dal.	146	99	67.8	1034	7.08	7	4.8	1	0.7	101.2
9)	Flacco, Bal.	91	55	60.4	599	6.58	6	6.6	1	1.1	97.3
10)	Goff, LA-R	124	81	65.3	949	7.65	8	6.5	4	3.2	96.5
11)	Luck, Ind.	162	106	65.4	1200	7.41	10	6.2	5	3.1	95.2
12)	Brady, N.E.	124	65	52.4	787	6.35	12	9.7	3	2.4	94.4
13)	<b>Mariota, Ten.</b>	<b>97</b>	<b>60</b>	<b>61.9</b>	<b>714</b>	<b>7.36</b>	<b>4</b>	<b>4.1</b>	<b>1</b>	<b>1.0</b>	<b>93.8</b>
14)	*Mayfield, Cle.	128	78	60.9	1010	7.89	8	6.3	4	3.1	93.6
15)	Carr, Oak.	135	87	64.4	953	7.06	3	2.2	0	0.0	92.6
16)	Cousins, Min.	151	92	60.9	1000	6.62	8	5.3	2	1.3	92.6
17)	Trubisky, Chi.	107	68	63.6	697	6.51	7	6.5	3	2.8	92.3
18)	Watson, Hou.	142	89	62.7	1034	7.28	7	4.9	3	2.1	92.3
19)	Roethlisberger, Pit.	158	102	64.6	1135	7.18	10	6.3	6	3.8	91.1
20)	Wentz, Phi.	93	53	57.0	586	6.30	4	4.3	0	0.0	90.2
21)	A. Smith, Was.	98	62	63.3	749	7.64	3	3.1	2	2.0	88.4
22)	Newton, Car.	102	61	59.8	606	5.94	7	6.9	3	2.9	87.3
23)	*Darnold, NY-J	117	62	53.0	786	6.72	7	6.0	3	2.6	83.5
24)	Bortles, Jac.	114	63	55.3	730	6.40	3	2.6	1	0.9	79.9
25)	Stafford, Det.	150	86	57.3	930	6.20	8	5.3	6	4.0	76.8
26)	Dalton, Cin.	81	40	49.4	459	5.67	6	7.4	3	3.7	76.1
27)	Rivers, LA-C	138	79	57.2	985	7.14	8	5.8	8	5.8	74.7
28)	Keenum, Den.	143	77	53.8	775	5.42	3	2.1	3	2.1	67.8
29)	*Rosen, Ariz	115	56	48.7	576	5.01	4	3.5	4	3.5	60.6
30)	*Allen, Buf.	93	43	46.2	508	5.46	1	1.1	4	4.3	49.0

**NFL / LEADING RUSHERS**

Rank	Player, Team	Att	Yards	Avg	Long	TD
1)	Elliott, Dal.	304	1434	4.7	41	6
2)	*Barkley, NY-G	261	1307	5.0	78t	11
3)	Gurley, LA-R	256	1251	4.9	36	17
4)	Mixon, Cin.	237	1168	4.9	51	8
5)	Carson, Sea.	247	1151	4.7	61	9
6)	McCaffrey, Car.	219	1098	5.0	59	7
7)	<b>Henry, Ten.</b>	<b>215</b>	<b>1059</b>	<b>4.9</b>	<b>99t</b>	<b>12</b>
8)	Peterson, Was.	251	1042	4.2	90t	7
9)	*Lindsay, Den.	192	1037	5.4	65t	9
10)	*Chubb, Cle.	192	996	5.2	92t	8
11t)	Conner, Pit.	215	973	4.5	30	12
11t)	Miller, Hou.	210	973	4.6	97t	5
13)	Da. Johnson, Ariz	258	940	3.6	53	7
14)	Howard, Chi.	250	935	3.7	42	9
15)	*Michel, N.E.	209	931	4.5	34t	6
16)	Mack, Ind.	195	908	4.7	49	9
17)	Gordon, LA-C	175	885	5.1	34t	10
18)	Kamara, N.O.	194	883	4.6	49t	14
19)	Barber, T.B.	234	871	3.7	28	5
20)	Hunt, K.C.	181	824	4.6	45	7
21)	Breida, S.F.	153	814	5.3	66t	3
22)	Coleman, Atl.	167	800	4.8	65	4
23)	A. Jones, G.B.	133	728	5.5	67	8
24)	Martin, Oak.	172	723	4.2	29	4
25)	Gore, Mia.	156	722	4.6	39	0

26)	*Edwards, Bal.	137	718	5.2	43	2
27)	*L. Jackson, Bal. (QB)	147	695	4.7	39	5
28)	Crowell, NY-J	143	685	4.8	77t	6
29)	Ingram, N.O.	138	645	4.7	38	6
30)	*Johnson, Det.	118	641	5.4	71	3
31)	*Allen, Buf. (QB)	89	631	7.1	45	8
32)	Cook, Min.	133	615	4.6	70	2
33)	Murray, Min.	140	578	4.1	38t	6
34)	Hyde, Cle.-Jac.	172	571	3.3	22	5
35)	Ekeler, LA-C	106	554	5.2	41	3
36)	Watson, Hou. (QB)	99	551	5.6	34	5
37)	Drake, Mia.	120	535	4.5	54t	4
38)	*Freeman, Den.	130	521	4.0	24	5
39)	<b>D. Lewis, Ten.</b>	<b>155</b>	<b>517</b>	<b>3.3</b>	<b>36</b>	<b>1</b>
40t)	M. Davis, Sea.	112	514	4.6	37	4
40t)	McCoy, Buf.	161	514	3.2	28t	3
42)	*Adams, Phi.	120	511	4.3	29	3
43)	Blue, Hou.	150	499	3.3	17	2
44)	Newton, Car. (QB)	101	488	4.8	29	4
45)	J. Williams, G.B.	121	464	3.8	20	3
46)	Cohen, Chi.	99	444	4.5	32	3
47)	Fournette, Jac.	133	439	3.3	25	5
48)	Morris, S.F.	111	428	3.9	51	2
49)	White, N.E.	94	425	4.5	27t	5
50)	Trubisky, Chi. (QB)	68	421	6.2	39	3

**NFL / THIRD-AND-ONE RUSHING LEADERS**

Rank	Player, Team	Att	FD	Pct
1t)	Flacco, Bal.	7	7	100.0
1t)	*Jackson, LA-C	6	6	100.0
1t)	*Allen, Buf.	5	5	100.0
1t)	A. Jones, G.B.	5	5	100.0
1t)	Brees, N.O.	4	4	100.0
1t)	*Edwards, Bal.	4	4	100.0
1t)	Mahomes, K.C.	4	4	100.0
1t)	Morris, S.F.	4	4	100.0
1t)	Ryan, Atl.	4	4	100.0
1t)	Trubisky, Chi.	4	4	100.0
1t)	Zenner, Det.	4	4	100.0
12)	<b>Mariota, Ten.</b>	<b>10</b>	<b>9</b>	<b>90.0</b>
13t)	*Barkley, NY-G	8	7	87.5
13t)	Newton, Car.	8	7	87.5
15t)	Fournette, Jac.	7	6	85.7
15t)	Kamara, N.O.	7	6	85.7
17t)	Conner, Pit.	12	10	83.3
17t)	Mixon, Cin.	12	10	83.3
17t)	*Darnold, NY-J	6	5	83.3
17t)	Gordon, LA-C	6	5	83.3

17t)	<b>Henry, Ten.</b>	<b>6</b>	<b>5</b>	<b>83.3</b>
17t)	Sanu, Atl.	6	5	83.3
23t)	Peterson, Was.	10	8	80.0
23t)	*L. Jackson, Bal.	5	4	80.0
25)	Da. Johnson, Ariz	9	7	77.8
26)	Carson, Sea.	16	12	75.0
27)	Gurley, LA-R	11	8	72.7
28)	*Lindsay, Den.	7	5	71.4
29)	*Michel, N.E.	17	12	70.6
30)	Mack, Ind.	10	7	70.0
31)	Elliott, Dal.	19	13	68.4
32t)	McCaffrey, Car.	9	6	66.7
32t)	Blount, Det.	6	4	66.7
32t)	*Freeman, Den.	6	4	66.7
32t)	Hyde, Cle.-Jac.	6	4	66.7
32t)	Lynch, Oak.	6	4	66.7
32t)	Martin, Oak.	6	4	66.7
32t)	Yeldon, Jac.	6	4	66.7
39)	Blue, Hou.	8	5	62.5
40)	Howard, Chi.	13	8	61.5

**NFL / LEADERS IN RECEPTIONS**

Rank	Player, Team	Rec	Yards	Avg	Long	TD
1)	Thomas, N.O.	125	1405	11.2	72t	9
2)	Ertz, Phi. (TE)	116	1163	10.0	34	8
3)	Hopkins, Hou.	115	1572	13.7	49t	11
4t)	J. Jones, Atl.	113	1677	14.8	58	8
4t)	Thielen, Min.	113	1373	12.2	68	9
6t)	Smith-Schuster, Pit.	111	1426	12.8	97t	7
6t)	D. Adams, G.B.	111	1386	12.5	57	13
8)	McCaffrey, Car. (RB)	107	867	8.1	38	6
9)	Brown, Pit.	104	1297	12.5	78t	15
10)	Kelce, K.C. (TE)	103	1336	13.0	43	10
11)	Diggs, Min.	102	1021	10.0	75t	9
12)	Allen, LA-C	97	1196	12.3	54	6
13)	*Barkley, NY-G (RB)	91	721	7.9	57t	4
14)	Kittle, S.F. (TE)	88	1377	15.6	85t	5
15t)	Hill, K.C.	87	1479	17.0	75t	12
15t)	White, N.E. (RB)	87	751	8.6	42	7
17t)	M. Evans, T.B.	86	1524	17.7	72t	8
17t)	Woods, LA-R	86	1219	14.2	39t	6
19t)	Landry, Cle.	81	976	12.0	51t	4
19t)	Kamara, N.O. (RB)	81	709	8.8	42	4
21)	Cooks, LA-R	80	1204	15.1	57	5
22t)	Beckham, NY-G	77	1052	13.7	51	6
22t)	Elliott, Dal. (RB)	77	567	7.4	38t	3
24t)	Hilton, Ind.	76	1270	16.7	68t	6
24t)	Boyd, Cin.	76	1028	13.5	49	7

24t)	Humphries, T.B.	76	816	10.7	51	5
27)	Cooper, Oak.-Dal.	75	1005	13.4	90t	7
28t)	Edelman, N.E.	74	850	11.5	36	6
28t)	Tate, Det.-Phi.	74	795	10.7	67	4
30t)	Sanders, Den.	71	868	12.2	64t	4
30t)	Cohen, Chi. (RB)	71	725	10.2	70t	5
30t)	Hooper, Atl. (TE)	71	660	9.3	36	4
33)	Golladay, Det.	70	1063	15.2	60	5
34)	Fitzgerald, Ariz	69	734	10.6	37	6
35t)	Cook, Oak. (TE)	68	896	13.2	45	6
35t)	Richard, Oak. (RB)	68	607	8.9	32	0
37)	Gabriel, Chi.	67	688	10.3	54	2
38t)	S. Shepard, NY-G	66	872	13.2	58	4
38t)	Sanu, Atl.	66	838	12.7	44t	4
38t)	Ebron, Ind. (TE)	66	750	11.4	53t	13
38t)	Westbrook, Jac.	66	717	10.9	61t	5
42t)	<b>C. Davis, Ten.</b>	<b>65</b>	<b>891</b>	<b>13.7</b>	<b>51</b>	<b>4</b>
42t)	Jeffery, Phi.	65	843	13.0	52	6
42t)	Beasley, Dal.	65	672	10.3	32t	3
45t)	*Ridley, Atl.	64	821	12.8	75t	10
45t)	Agholor, Phi.	64	736	11.5	83t	4
45t)	Rudolph, Min. (TE)	64	634	9.9	44t	4
48t)	J. Nelson, Oak.	63	739	11.7	66	3
48t)	*Hines, Ind. (RB)	63	425	6.7	28	2
50)	Snead, Bal.	62	651	10.5	28	1



**NFL / RECEIVING YARDAGE LEADERS**

Rank	Player, Team	Yards	Rec	Avg	Long	TD
1)	J. Jones, Atl.	1677	113	14.8	58	8
2)	Hopkins, Hou.	1572	115	13.7	49t	11
3)	M. Evans, T.B.	1524	86	17.7	72t	8
4)	Hill, K.C.	1479	87	17.0	75t	12
5)	Smith-Schuster, Pit.	1426	111	12.8	97t	7
6)	Thomas, N.O.	1405	125	11.2	72t	9
7)	D. Adams, G.B.	1386	111	12.5	57	13
8)	Kittle, S.F. (TE)	1377	88	15.6	85t	5
9)	Thielen, Min.	1373	113	12.2	68	9
10)	Kelce, K.C. (TE)	1336	103	13.0	43	10
11)	Brown, Pit.	1297	104	12.5	78t	15
12)	Hilton, Ind.	1270	76	16.7	68t	6
13)	Woods, LA-R	1219	86	14.2	39t	6
14)	Cooks, LA-R	1204	80	15.1	57	5
15)	Allen, LA-C	1196	97	12.3	54	6
16)	Ertz, Phi. (TE)	1163	116	10.0	34	8
17)	Golladay, Det.	1063	70	15.2	60	5
18)	Beckham, NY-G	1052	77	13.7	51	6
19)	Boyd, Cin.	1028	76	13.5	49	7
20)	Diggs, Min.	1021	102	10.0	75t	9
21)	Cooper, Oak.-Dal.	1005	75	13.4	90t	7
22)	Landry, Cle.	976	81	12.0	51t	4
23)	Lockett, Sea.	965	57	16.9	52t	10
24)	Cook, Oak. (TE)	896	68	13.2	45	6
25)	<b>C. Davis, Ten.</b>	<b>891</b>	<b>65</b>	<b>13.7</b>	<b>51</b>	<b>4</b>

26)	S. Shepard, NY-G	872	66	13.2	58	4
27)	Sanders, Den.	868	71	12.2	64t	4
28)	McCaffrey, Car. (RB)	867	107	8.1	38	6
29)	Edelman, N.E.	850	74	11.5	36	6
30)	Jeffery, Phi.	843	65	13.0	52	6
31)	Godwin, T.B.	842	59	14.3	48	7
32)	Sanu, Atl.	838	66	12.7	44t	4
33)	*Ridley, Atl.	821	64	12.8	75t	10
34)	Humphries, T.B.	816	76	10.7	51	5
35)	Tate, Det.-Phi.	795	74	10.7	67	4
36)	*Moore, Car.	788	55	14.3	82	2
37)	Jackson, T.B.	774	41	18.9	75t	4
38)	Robinson, Chi.	754	55	13.7	43	4
39)	R. Anderson, NY-J	752	50	15.0	76t	6
40)	White, N.E. (RB)	751	87	8.6	42	7
41)	Ebron, Ind. (TE)	750	66	11.4	53t	13
42)	J. Nelson, Oak.	739	63	11.7	66	3
43)	Gordon, Cle.-N.E.	737	41	18.0	55t	4
44)	Agholor, Phi.	736	64	11.5	83t	4
45)	Fitzgerald, Ariz	734	69	10.6	37	6
46)	Cohen, Chi. (RB)	725	71	10.2	70t	5
47)	*Barkley, NY-G (RB)	721	91	7.9	57t	4
48)	Westbrook, Jac.	717	66	10.9	61t	5
49)	J. Brown, Bal.	715	42	17.0	71	5
50)	Kamara, N.O. (RB)	709	81	8.8	42	4

**NFL / THIRD-DOWN RECEIVING LEADERS**

Rank	Player, Team	Rec	Yards	Avg	Long	TD
1)	J. Jones, Atl.	32	400	12.5	35t	3
2t)	Hopkins, Hou.	30	354	11.8	34	3
2t)	Thomas, N.O.	30	341	11.4	72t	2
4)	Thielen, Min.	29	335	11.6	40	1
5)	D. Adams, G.B.	27	484	17.9	57	2
6t)	Brown, Pit.	26	271	10.4	33	2
6t)	Elliott, Dal. (RB)	26	145	5.6	16	1
8t)	Tate, Det.-Phi.	25	308	12.3	67	1
8t)	Beasley, Dal.	25	265	10.6	21	1
8t)	*Barkley, NY-G (RB)	25	183	7.3	21	0
11t)	Kelce, K.C. (TE)	24	352	14.7	43	1
11t)	Hilton, Ind.	24	346	14.4	42	4
11t)	Boyd, Cin.	24	302	12.6	32	3
14t)	<b>C. Davis, Ten.</b>	<b>23</b>	<b>318</b>	<b>13.8</b>	<b>48t</b>	<b>3</b>
14t)	Landry, Cle.	23	304	13.2	51t	1
14t)	Woods, LA-R	23	293	12.7	35	1
14t)	Smith-Schuster, Pit.	23	206	9.0	29	2
14t)	Ertz, Phi. (TE)	23	205	8.9	23t	2
19t)	Westbrook, Jac.	22	242	11.0	25	1
19t)	Cooks, LA-R	22	241	11.0	24	1
21t)	M. Evans, T.B.	21	412	19.6	64	1
21t)	Allen, LA-C	21	330	15.7	54	1
21t)	*Ridley, Atl.	21	284	13.5	50	3
21t)	Cook, Oak. (TE)	21	269	12.8	32	1
21t)	Ebron, Ind. (TE)	21	255	12.1	28	3
21t)	Cooper, Oak.-Dal.	21	254	12.1	40t	2

21t)	Z. Jones, Buf.	21	193	9.2	22	2
21t)	Kamara, N.O. (RB)	21	170	8.1	19	2
29t)	McDonald, Pit. (TE)	20	297	14.9	75t	3
29t)	S. Shepard, NY-G	20	274	13.7	55	3
29t)	Beckham, NY-G	20	267	13.4	44	4
29t)	Engram, NY-G (TE)	20	241	12.1	51	2
33t)	Hill, K.C.	19	331	17.4	67t	4
33t)	Jeffery, Phi.	19	258	13.6	36	3
33t)	Sanu, Atl.	19	237	12.5	32	0
33t)	McCaffrey, Car. (RB)	19	180	9.5	22	2
33t)	Humphries, T.B.	19	162	8.5	16	1
33t)	White, N.E. (RB)	19	156	8.2	16	3
33t)	Diggs, Min.	19	153	8.1	24	2
33t)	Johnson, Cle. (RB)	19	141	7.4	32	2
41t)	Snead, Bal.	18	210	11.7	24	0
41t)	Drake, Mia. (RB)	18	186	10.3	33t	1
43t)	Kittle, S.F. (TE)	17	208	12.2	21	1
43t)	Amendola, Mia.	17	166	9.8	24t	1
43t)	Yeldon, Jac. (RB)	17	161	9.5	37	1
46t)	Lockett, Sea.	16	308	19.3	52t	4
46t)	Golladay, Det.	16	273	17.1	40	1
46t)	*Kirk, Ariz	16	242	15.1	59t	2
46t)	Rudolph, Min. (TE)	16	199	12.4	44t	1
46t)	Reed, Was. (TE)	16	178	11.1	34	1
46t)	Fitzgerald, Ariz	16	143	8.9	32	1
46t)	J. Nelson, Oak.	16	139	8.7	17	0
46t)	Cohen, Chi. (RB)	16	97	6.1	11	1

**WEEK 17 / THROUGH SUNDAY, DECEMBER 30, 2018**

**NFL / LEADING SCORERS, NONKICKERS**

Rank	Player, Team	TD	Rush	Rec	Ret	X2	Pts
1)	Gurley, LA-R (RB)	21	17	4	0	3	132
2)	Kamara, N.O. (RB)	18	14	4	0	3	114
3)	*Barkley, NY-G (RB)	15	11	4	0	1	92
4)	Brown, Pit. (WR)	15	0	15	0	0	90
5)	Gordon, LA-C (RB)	14	10	4	0	2	88
6t)	Ebron, Ind. (TE)	14	1	13	0	0	84
6t)	Hill, K.C. (WR)	14	1	12	1	0	84
6t)	Hunt, K.C. (RB)	14	7	7	0	0	84
9)	Conner, Pit. (RB)	13	12	1	0	2	82
10)	D. Adams, G.B. (WR)	13	0	13	0	1	80
11)	McCaffrey, Car. (RB)	13	7	6	0	0	78
12t)	<b>Henry, Ten. (RB)</b>	<b>12</b>	<b>12</b>	<b>0</b>	<b>0</b>	<b>0</b>	<b>72</b>
12t)	White, N.E. (RB)	12	5	7	0	0	72
14)	M. Williams, LA-C (WR)	11	1	10	0	1	68
15)	Hopkins, Hou. (WR)	11	0	11	0	0	66
16)	Mack, Ind. (RB)	10	9	1	0	2	64
17t)	Da. Johnson, Ariz (RB)	10	7	3	0	1	62
17t)	Lockett, Sea. (WR)	10	0	10	0	1	62
19t)	*Chubb, Cle. (RB)	10	8	2	0	0	60
19t)	Kelce, K.C. (TE)	10	0	10	0	0	60
19t)	*Lindsay, Den. (RB)	10	9	1	0	0	60
19t)	*Ridley, Atl. (WR)	10	0	10	0	0	60
23t)	Diggs, Min. (WR)	9	0	9	0	1	56
23t)	Thielen, Min. (WR)	9	0	9	0	1	56
25t)	Carson, Sea. (RB)	9	9	0	0	0	54
25t)	Coleman, Atl. (RB)	9	4	5	0	0	54
25t)	Drake, Mia. (RB)	9	4	5	0	0	54

25t)	Elliott, Dal. (RB)	9	6	3	0	0	54
25t)	M. Evans, T.B. (WR)	9	0	8	1	0	54
25t)	Howard, Chi. (RB)	9	9	0	0	0	54
25t)	A. Jones, G.B. (RB)	9	8	1	0	0	54
25t)	Mixon, Cin. (RB)	9	8	1	0	0	54
25t)	Thomas, N.O. (WR)	9	0	9	0	0	54
34t)	*Allen, Buf. (QB)	8	8	0	0	0	48
34t)	Cohen, Chi. (RB)	8	3	5	0	0	48
34t)	Collins, Bal. (RB)	8	7	1	0	0	48
34t)	Ertz, Phi. (TE)	8	0	8	0	0	48
34t)	J. Jones, Atl. (WR)	8	0	8	0	0	48
34t)	Peterson, Was. (RB)	8	7	1	0	0	48
40t)	Godwin, T.B. (WR)	7	0	7	0	1	44
40t)	Z. Jones, Buf. (WR)	7	0	7	0	1	44
40t)	Smith-Schuster, Pit. (WR)	7	0	7	0	1	44
43t)	Boyd, Cin. (WR)	7	0	7	0	0	42
43t)	Cooper, Oak.-Dal. (WR)	7	0	7	0	0	42
43t)	Ingram, N.O. (RB)	7	6	1	0	0	42
43t)	*A. Miller, Chi. (WR)	7	0	7	0	0	42
43t)	Ross, Cin. (WR)	7	0	7	0	0	42
43t)	Samuel, Car. (WR)	7	2	5	0	0	42
43t)	Woods, LA-R (WR)	7	1	6	0	0	42
50t)	Allen, LA-C (WR)	6	0	6	0	1	38
50t)	T. Burton, Chi. (TE)	6	0	6	0	1	38
50t)	Fitzgerald, Ariz (WR)	6	0	6	0	1	38
50t)	Murray, Min. (RB)	6	6	0	0	1	38
50t)	Prescott, Dal. (QB)	6	6	0	0	1	38
50t)	Stills, Mia. (WR)	6	0	6	0	1	38

**NFL / LEADING SCORERS, KICKERS**

Rank	Player, Team	PAT	FG	Pct	Long	Pts
1)	Fairbairn, Hou.	39/41	37/42	.881	54	150
2)	Tucker, Bal.	36/37	35/39	.897	56	141
3)	Butker, K.C.	65/69	24/27	.889	54	137
4)	Lutz, N.O.	52/53	28/30	.933	54	136
5)	Gostkowski, N.E.	49/50	27/32	.844	52	130
6)	Myers, NY-J	30/33	33/36	.917	56	129
7)	Rosas, NY-G	31/32	32/33	.970	57	127
8)	Gould, S.F.	27/29	33/34	.971	53	126
9)	Crosby, G.B.	34/36	30/37	.811	53	124
10)	Maier, Dal.	32/33	29/36	.806	62	119
11)	Zuerlein, LA-R	35/36	27/31	.871	56	116
12t)	Janikowski, Sea.	48/51	22/27	.815	56	114
12t)	Prater, Det.	30/30	28/32	.875	54	114
14)	Vinatieri, Ind.	44/47	23/27	.852	54	113
15t)	Elliott, Phi.	33/35	26/31	.839	56	111
15t)	Parkey, Chi.	42/45	23/30	.767	50	111
17)	<b>Succop, Ten.</b>	<b>28/31</b>	<b>26/30</b>	<b>.867</b>	<b>54</b>	<b>106</b>
18)	Hopkins, Was.	25/26	26/29	.897	56	103
19)	Bullock, Cin.	39/41	19/23	.826	51	96
20)	McManus, Den.	35/35	20/25	.800	53	95

21t)	Bailey, Min.	30/31	21/28	.750	52	93
21t)	Bryant, Atl.	33/35	20/21	.952	57	93
23)	Hauschka, Buf.	25/26	22/28	.786	54	91
24)	*Sanders, Mia.	35/36	18/20	.900	50	89
25)	Boswell, Pit.	43/48	13/20	.650	50	82
26)	Catanzaro, T.B.-Car.	30/35	16/20	.800	59	78
27t)	*Joseph, Cle.	25/29	17/20	.850	51	76
27t)	Lambo, Jac.	19/20	19/21	.905	57	76
29)	*Carlson, Min.-Oak.	24/24	17/21	.810	50	75
30t)	*Badgley, LA-C	27/28	15/16	.938	59	72
30t)	Gano, Car.	30/33	14/16	.875	63	72
32)	Santos, LA-R-T.B.	22/23	14/18	.778	45	64
33)	Sturgis, LA-C	9/15	9/13	.692	49	36
34)	Gonzalez, Cle.-Ariz	8/11	9/14	.643	55	35
35)	*McCrane, Oak.-Ariz-Pit.	9/ 9	8/12	.667	47	33
36)	Dawson, Ariz	15/15	5/ 8	.625	43	30
37)	Tavecchio, Atl.	8/ 8	5/ 5	1.000	56	23
38)	Nugent, Oak.	4/ 5	6/ 6	1.000	52	22
39)	Forbath, Jac.	3/ 3	4/ 5	.800	41	15
40)	Ficken, LA-R	10/10	1/ 3	.333	34	13
41)	Hekker, LA-R	1/ 1	1/ 1	1.000	20	4

**NFL / TOUCHBACKS ON KICKOFFS**

Rank	Player, Team	TB
1)	Butker, K.C.	72
2)	Parkey, Chi.	65
3)	Lutz, N.O.	64
4)	Myers, NY-J	60
5)	Sanchez, Ind.	59
6t)	Fairbairn, Hou.	58
6t)	Tucker, Bal.	58
8t)	Elliott, Phi.	57
8t)	Zuerlein, LA-R	57
10)	Hopkins, Was.	56
11)	*Sanders, Mia.	55
12t)	Catanzaro, T.B.-Car.	52
12t)	Maier, Dal.	52
12t)	Pinion, S.F.	52
15t)	Bosher, Atl.	51
15t)	Rosas, NY-G	51
17t)	Boswell, Pit.	50
17t)	Gostkowski, N.E.	50
19t)	Gano, Car.	47
19t)	*Joseph, Cle.	47

21t)	Bullock, Cin.	45
21t)	<b>Succop, Ten.</b>	<b>45</b>
23t)	Janikowski, Sea.	42
23t)	McManus, Den.	42
25)	Crosby, G.B.	41
26)	Lambo, Jac.	36
27)	Bailey, Min.	35
28)	Martin, Det.	34
29)	Hauschka, Buf.	30
30)	*Carlson, Min.-Oak.	29
31)	Santos, LA-R-T.B.	19
32)	Sturgis, LA-C	18
33)	Gonzalez, Cle.-Ariz	17
34)	Dawson, Ariz	14
35)	Ficken, LA-R	11
36)	*Badgley, LA-C	9
37)	Nugent, Oak.	6
38t)	*Cooke, Jac.	5
38t)	*McCrane, Oak.-Ariz-Pit.	5
40)	Prater, Det.	3
41)	Hekker, LA-R	2

## NFL / MOST YARDS FROM SCRIMMAGE

Rank	Player, Team	Total			Rushing			Receiving		
		Yards	Att+Rec	Avg	Yards	Att	Avg	Yards	Rec	Avg
1)	*Barkley, NY-G (RB)	2028	352	5.8	1307	261	5.0	721	91	7.9
2)	Elliott, Dal. (RB)	2001	381	5.3	1434	304	4.7	567	77	7.4
3)	McCaffrey, Car. (RB)	1965	326	6.0	1098	219	5.0	867	107	8.1
4)	Gurley, LA-R (RB)	1831	315	5.8	1251	256	4.9	580	59	9.8
5)	J. Jones, Atl. (WR)	1689	115	14.7	12	2	6.0	1677	113	14.8
6)	Hill, K.C. (WR)	1630	109	15.0	151	22	6.9	1479	87	17.0
7)	Kamara, N.O. (RB)	1592	275	5.8	883	194	4.6	709	81	8.8
8)	Hopkins, Hou. (WR)	1565	116	13.5	-7	1	-7.0	1572	115	13.7
9)	M. Evans, T.B. (WR)	1524	86	17.7	0	0	---	1524	86	17.7
10)	Conner, Pit. (RB)	1470	270	5.4	973	215	4.5	497	55	9.0
11)	Mixon, Cin. (RB)	1464	280	5.2	1168	237	4.9	296	43	6.9
12)	Smith-Schuster, Pit. (WR)	1439	112	12.8	13	1	13.0	1426	111	12.8
13)	Thomas, N.O. (WR)	1405	125	11.2	0	0	---	1405	125	11.2
14)	Thielen, Min. (WR)	1403	118	11.9	30	5	6.0	1373	113	12.2
15)	Kittle, S.F. (TE)	1387	89	15.6	10	1	10.0	1377	88	15.6
16t)	D. Adams, G.B. (WR)	1386	111	12.5	0	0	---	1386	111	12.5
16t)	Da. Johnson, Ariz (RB)	1386	308	4.5	940	258	3.6	446	50	8.9
18)	Woods, LA-R (WR)	1376	105	13.1	157	19	8.3	1219	86	14.2
19)	Gordon, LA-C (RB)	1375	225	6.1	885	175	5.1	490	50	9.8
20)	Kelce, K.C. (TE)	1336	103	13.0	0	0	---	1336	103	13.0
21)	Carson, Sea. (RB)	1314	267	4.9	1151	247	4.7	163	20	8.2
22)	Brown, Pit. (WR)	1297	104	12.5	0	0	---	1297	104	12.5
23)	*Lindsay, Den. (RB)	1278	227	5.6	1037	192	5.4	241	35	6.9
24)	Cooks, LA-R (WR)	1272	90	14.1	68	10	6.8	1204	80	15.1
25)	Allen, LA-C (WR)	1271	106	12.0	75	9	8.3	1196	97	12.3
26)	Hilton, Ind. (WR)	1270	76	16.7	0	0	---	1270	76	16.7
27)	Peterson, Was. (RB)	1250	271	4.6	1042	251	4.2	208	20	10.4
28)	Hunt, K.C. (RB)	1202	207	5.8	824	181	4.6	378	26	14.5
29)	White, N.E. (RB)	1176	181	6.5	425	94	4.5	751	87	8.6
30)	Cohen, Chi. (RB)	1169	170	6.9	444	99	4.5	725	71	10.2
31)	Ertz, Phi. (TE)	1163	116	10.0	0	0	---	1163	116	10.0
<b>32)</b>	<b>Henry, Ten. (RB)</b>	<b>1158</b>	<b>230</b>	<b>5.0</b>	<b>1059</b>	<b>215</b>	<b>4.9</b>	<b>99</b>	<b>15</b>	<b>6.6</b>
33)	*Chubb, Cle. (RB)	1145	212	5.4	996	192	5.2	149	20	7.5
34)	Miller, Hou. (RB)	1136	235	4.8	973	210	4.6	163	25	6.5
35)	Diggs, Min. (WR)	1083	112	9.7	62	10	6.2	1021	102	10.0
36)	Howard, Chi. (RB)	1080	270	4.0	935	250	3.7	145	20	7.3
37)	Coleman, Atl. (RB)	1076	199	5.4	800	167	4.8	276	32	8.6
38)	Breida, S.F. (RB)	1075	180	6.0	814	153	5.3	261	27	9.7
39t)	Beckham, NY-G (WR)	1071	82	13.1	19	5	3.8	1052	77	13.7
39t)	Golladay, Det. (WR)	1071	71	15.1	8	1	8.0	1063	70	15.2
41)	Landry, Cle. (WR)	1036	84	12.3	60	3	20.0	976	81	12.0
42)	Lockett, Sea. (WR)	1034	70	14.8	69	13	5.3	965	57	16.9
43)	Boyd, Cin. (WR)	1031	78	13.2	3	2	1.5	1028	76	13.5
44)	Cooper, Oak.-Dal. (WR)	1025	77	13.3	20	2	10.0	1005	75	13.4
45)	Drake, Mia. (RB)	1012	173	5.8	535	120	4.5	477	53	9.0
46)	Mack, Ind. (RB)	1011	212	4.8	908	195	4.7	103	17	6.1
47)	*Michel, N.E. (RB)	981	216	4.5	931	209	4.5	50	7	7.1
48)	Barber, T.B. (RB)	963	254	3.8	871	234	3.7	92	20	4.6
49)	*Moore, Car. (WR)	960	68	14.1	172	13	13.2	788	55	14.3
50)	Ekeler, LA-C (RB)	958	145	6.6	554	106	5.2	404	39	10.4

**NFL / LEADERS IN FIRST DOWNS**

Rank	Player, Team	Rush	Rec	Tot
1)	Gurley, LA-R (RB)	70	26	96
2)	Elliott, Dal. (RB)	73	22	95
3)	McCaffrey, Car. (RB)	53	41	94
4)	Kamara, N.O. (RB)	57	31	88
5t)	Hopkins, Hou. (WR)	0	81	81
5t)	J. Jones, Atl. (WR)	1	80	81
7)	*Barkley, NY-G (RB)	50	30	80
8)	Conner, Pit. (RB)	56	20	76
9t)	Thielen, Min. (WR)	1	74	75
9t)	Thomas, N.O. (WR)	0	75	75
9t)	Woods, LA-R (WR)	9	66	75
12)	Mixon, Cin. (RB)	60	14	74
13)	Da. Johnson, Ariz (RB)	51	22	73
14t)	M. Evans, T.B. (WR)	0	69	69
14t)	Smith-Schuster, Pit. (WR)	1	68	69
16t)	Carson, Sea. (RB)	61	7	68
16t)	Gordon, LA-C (RB)	47	21	68
16t)	Hill, K.C. (WR)	8	60	68
16t)	Kelce, K.C. (TE)	0	68	68
20t)	Allen, LA-C (WR)	4	62	66
20t)	Ertz, Phi. (TE)	0	66	66
22)	D. Adams, G.B. (WR)	0	64	64
23t)	Brown, Pit. (WR)	0	63	63
23t)	Hunt, K.C. (RB)	46	17	63
25t)	Cooks, LA-R (WR)	5	56	61
25t)	Kittle, S.F. (TE)	1	60	61
25t)	*Lindsay, Den. (RB)	49	12	61
28t)	Howard, Chi. (RB)	53	7	60
28t)	White, N.E. (RB)	22	38	60
30)	*Michel, N.E. (RB)	54	3	57
31t)	Golladay, Det. (WR)	0	56	56
31t)	Peterson, Was. (RB)	47	9	56
<b>33t)</b>	<b>Henry, Ten. (RB)</b>	<b>51</b>	<b>4</b>	<b>55</b>
33t)	Hilton, Ind. (WR)	0	55	55
35t)	Boyd, Cin. (WR)	0	54	54
35t)	Cooper, Oak.-Dal. (WR)	1	53	54
37t)	Beckham, NY-G (WR)	2	51	53
37t)	A. Jones, G.B. (RB)	41	12	53
37t)	Mack, Ind. (RB)	50	3	53
40t)	*Chubb, Cle. (RB)	47	5	52
40t)	Diggs, Min. (WR)	3	49	52
42)	Coleman, Atl. (RB)	36	15	51
43t)	Cohen, Chi. (RB)	20	29	49
<b>43t)</b>	<b>C. Davis, Ten. (WR)</b>	<b>2</b>	<b>47</b>	<b>49</b>
45t)	Breida, S.F. (RB)	36	12	48
45t)	Edelman, N.E. (WR)	7	41	48
45t)	Godwin, T.B. (WR)	0	48	48
45t)	Humphries, T.B. (WR)	0	48	48
45t)	Jeffery, Phi. (WR)	0	48	48
45t)	S. Shepard, NY-G (WR)	1	47	48



**WEEK 17 / THROUGH SUNDAY, DECEMBER 30, 2018**

**NFL / LEADING PUNTERS**

Rank	Player, Team	No	Yards	Lg	Avg	TB	Blk	Dwn	OB	Opp Ret	In Yds	Net 20	Avg
1)	Lee, Ariz	94	4568	64	48.6	7	0	12	7	44	420	32	42.6
2)	*M. Dickson, Sea.	78	3759	69	48.2	5	1	13	14	36	304	28	42.5
3)	Johnston, Phi.	61	2937	68	48.1	7	0	5	2	31	194	24	42.7
4)	Koch, Bal.	60	2842	65	47.4	5	1	7	7	31	315	27	39.8
5)	<b>Kern, Ten.</b>	<b>74</b>	<b>3483</b>	<b>62</b>	<b>47.1</b>	<b>3</b>	<b>1</b>	<b>7</b>	<b>15</b>	<b>33</b>	<b>296</b>	<b>39</b>	<b>41.7</b>
6)	Morstead, N.O.	43	1996	60	46.4	4	0	3	9	12	60	15	43.2
7)	Hekker, LA-R	43	1992	68	46.3	2	0	10	12	12	104	21	43.0
8)	Sanchez, Ind.	57	2629	63	46.1	5	0	10	3	21	93	24	42.7
9)	Edwards, NY-J	82	3763	67	45.9	5	0	10	10	42	318	23	40.8
10)	Bosher, Atl.	60	2729	57	45.5	3	2	6	3	27	184	22	40.1
11)	Dixon, NY-G	71	3226	60	45.4	4	0	15	9	27	177	20	41.8
12)	Colquitt, Cle.	83	3767	79	45.4	6	2	11	7	37	397	32	38.2
13)	Way, Was.	79	3581	63	45.3	0	0	19	3	31	303	41	41.5
14)	Palardy, Car.	61	2759	59	45.2	4	0	7	4	22	181	24	41.0
15)	Wile, Min.	72	3255	70	45.2	2	1	11	9	31	188	27	41.5
16)	R. Allen, N.E.	64	2885	66	45.1	5	0	15	11	25	255	21	39.5
17)	*Bojorquez, Buf.	45	2028	60	45.1	4	1	8	4	20	137	22	39.4
18)	Anger, T.B.	57	2567	64	45.0	4	1	7	3	27	231	15	38.9
19)	*Cooke, Jac.	86	3872	72	45.0	7	0	11	13	37	184	37	41.3
20)	O'Donnell, Chi.	62	2791	65	45.0	7	1	13	2	20	150	28	39.7
21)	Colquitt, K.C.	45	2021	67	44.9	5	0	10	1	17	97	21	40.5
22)	*Scott, G.B.	71	3176	67	44.7	9	1	11	4	20	206	19	38.8
23)	Martin, Det.	74	3310	61	44.7	4	0	13	3	29	332	32	39.2
24)	*Wadman, Den.	65	2905	65	44.7	7	0	5	8	27	301	22	37.9
25)	Haack, Mia.	87	3884	65	44.6	6	1	10	9	37	384	35	38.4
26)	C. Jones, Dal.	60	2670	63	44.5	2	0	9	3	30	254	17	39.6
27)	Huber, Cin.	71	3119	69	43.9	3	1	12	2	30	220	29	39.4
28)	*Daniel, Hou.	74	3237	61	43.7	5	0	8	6	32	240	36	39.1
29)	Pinion, S.F.	68	2973	64	43.7	4	1	4	7	25	195	22	39.1
30)	Berry, Pit.	63	2753	69	43.7	4	0	12	6	16	227	28	38.8
31)	*Townsend, Oak.	70	3022	64	43.2	5	0	10	5	28	241	17	38.3
32)	D. Jones, LA-C	47	1990	59	42.3	3	0	4	6	21	143	15	38.0

**NFL / LEADING PUNTERS, NET AVERAGE**

Rank	Player, Team	No	Yards	Lg	Avg	TB	Blk	Dwn	OB	Opp Ret	In Yds	Net 20	Avg
1)	Morstead, N.O.	43	1996	60	46.4	4	0	3	9	12	60	15	43.2
2)	Hekker, LA-R	43	1992	68	46.3	2	0	10	12	12	104	21	43.0
3)	Sanchez, Ind.	57	2629	63	46.1	5	0	10	3	21	93	24	42.7
4)	Johnston, Phi.	61	2937	68	48.1	7	0	5	2	31	194	24	42.7
5)	Lee, Ariz	94	4568	64	48.6	7	0	12	7	44	420	32	42.6
6)	*M. Dickson, Sea.	78	3759	69	48.2	5	1	13	14	36	304	28	42.5
7)	Dixon, NY-G	71	3226	60	45.4	4	0	15	9	27	177	20	41.8
8)	<b>Kern, Ten.</b>	<b>74</b>	<b>3483</b>	<b>62</b>	<b>47.1</b>	<b>3</b>	<b>1</b>	<b>7</b>	<b>15</b>	<b>33</b>	<b>296</b>	<b>39</b>	<b>41.7</b>
9)	Way, Was.	79	3581	63	45.3	0	0	19	3	31	303	41	41.5
10)	Wile, Min.	72	3255	70	45.2	2	1	11	9	31	188	27	41.5
11)	*Cooke, Jac.	86	3872	72	45.0	7	0	11	13	37	184	37	41.3
12)	Palardy, Car.	61	2759	59	45.2	4	0	7	4	22	181	24	41.0
13)	Edwards, NY-J	82	3763	67	45.9	5	0	10	10	42	318	23	40.8
14)	Colquitt, K.C.	45	2021	67	44.9	5	0	10	1	17	97	21	40.5
15)	Bosher, Atl.	60	2729	57	45.5	3	2	6	3	27	184	22	40.1
16)	Koch, Bal.	60	2842	65	47.4	5	1	7	7	31	315	27	39.8
17)	O'Donnell, Chi.	62	2791	65	45.0	7	1	13	2	20	150	28	39.7
18)	C. Jones, Dal.	60	2670	63	44.5	2	0	9	3	30	254	17	39.6
19)	R. Allen, N.E.	64	2885	66	45.1	5	0	15	11	25	255	21	39.5
20)	Huber, Cin.	71	3119	69	43.9	3	1	12	2	30	220	29	39.4
21)	*Bojorquez, Buf.	45	2028	60	45.1	4	1	8	4	20	137	22	39.4
22)	Martin, Det.	74	3310	61	44.7	4	0	13	3	29	332	32	39.2
23)	*Daniel, Hou.	74	3237	61	43.7	5	0	8	6	32	240	36	39.1
24)	Pinion, S.F.	68	2973	64	43.7	4	1	4	7	25	195	22	39.1
25)	Anger, T.B.	57	2567	64	45.0	4	1	7	3	27	231	15	38.9
26)	Berry, Pit.	63	2753	69	43.7	4	0	12	6	16	227	28	38.8
27)	*Scott, G.B.	71	3176	67	44.7	9	1	11	4	20	206	19	38.8
28)	Haack, Mia.	87	3884	65	44.6	6	1	10	9	37	384	35	38.4
29)	*Townsend, Oak.	70	3022	64	43.2	5	0	10	5	28	241	17	38.3
30)	Colquitt, Cle.	83	3767	79	45.4	6	2	11	7	37	397	32	38.2
31)	D. Jones, LA-C	47	1990	59	42.3	3	0	4	6	21	143	15	38.0
32)	*Wadman, Den.	65	2905	65	44.7	7	0	5	8	27	301	22	37.9

**WEEK 17 / THROUGH SUNDAY, DECEMBER 30, 2018****NFL / PUNT RETURN LEADERS**

Rank	Player, Team	Ret	FC	Yards	Avg	Long	TD
1)	A. Roberts, NY-J	23	27	324	14.1	78t	1
2)	D. Harris, Oak.	20	15	281	14.1	99t	1
3)	King, LA-C	23	8	318	13.8	73t	1
4)	C. Jones, Bal.-N.E.-Bal.	23	20	304	13.2	70t	1
5)	Cohen, Chi.	33	21	411	12.5	44	0
6)	Sherels, Min.	23	15	276	12.0	70	0
7)	Natson, LA-R	26	10	280	10.8	60	0
8)	Hill, K.C.	20	3	213	10.7	91t	1
9)	Erickson, Cin.	20	20	212	10.6	38	0
10)	Carter, Phi.-Hou.	26	8	249	9.6	42	0

11)	Rogers, Ind.	23	28	215	9.3	51	0
12)	Peppers, Cle.	25	22	219	8.8	33	0
13)	Switzer, Pit.	30	26	252	8.4	23	0
14)	Ervin, Hou.-Bal.	21	7	175	8.3	27	0
15)	*Kirk, Ariz	21	17	164	7.8	44	0
16)	Edelman, N.E.	20	11	154	7.7	25	0
17)	Hardy, Atl.	20	23	147	7.4	18	0
18)	Humphries, T.B.	21	15	139	6.6	16	0
19)	Lockett, Sea.	25	20	143	5.7	19	0

**NFL / KICKOFF RETURN LEADERS**

Rank	Player, Team	Ret	Yards	Avg	Long	TD
<b>1)</b>	<b>Jennings, Ten.</b>	<b>22</b>	<b>698</b>	<b>31.7</b>	<b>94t</b>	<b>1</b>
2)	A. Roberts, NY-J	40	1174	29.4	99t	1
3)	C. Patterson, N.E.	23	663	28.8	95t	1
4)	*Tr. Smith, K.C.	33	886	26.8	97	0
5)	Erickson, Cin.	40	1049	26.2	77	0
6)	Coleman, N.E.-NY-G	23	598	26.0	51	0

7)	*James, S.F.	23	580	25.2	97t	1
8)	King, LA-C	22	522	23.7	40	0
9)	Hall, Atl.	26	616	23.7	53	0
10)	D. Harris, Oak.	29	663	22.9	34	0
11)	C. Moore, Bal.	22	491	22.3	39	0
12)	Switzer, Pit.	30	607	20.2	35	0

**NFL / LEADERS IN INTERCEPTIONS**

Rank	Player, Team	Int	Yards	Avg	Long	TD
1t)	Kazee, Atl.	7	54	7.7	33	0
1t)	Fuller, Chi.	7	52	7.4	35	0
1t)	Howard, Mia.	7	52	7.4	39	0
4)	Jackson, Chi.	6	81	13.5	41t	2
5t)	Williams, Cin.	5	131	26.2	58t	1
5t)	Ogletree, NY-G	5	61	12.2	20	2
7t)	Riley, NY-G	4	67	16.8	46	1
7t)	Randall, Cle.	4	59	14.8	50	0
7t)	Nelson, K.C.	4	53	13.3	35	0
7t)	J. Johnson, LA-R	4	46	11.5	35	0
7t)	Johnson, NY-J	4	38	9.5	31t	1
7t)	Adams, T.B.	4	34	8.5	16	0
7t)	Swearinger, Was.-Ariz	4	33	8.3	22	0
7t)	Poyer, Buf.	4	11	2.8	11	0
<b>7t)</b>	<b>Byard, Ten.</b>	<b>4</b>	<b>1</b>	<b>0.3</b>	<b>1</b>	<b>0</b>
7t)	Harmon, N.E.	4	0	0.0	0	0
7t)	*Jackson, Car.	4	0	0.0	0	0
18t)	*Reid, Hou.	3	128	42.7	101t	1
18t)	Jones, Mia.	3	109	36.3	54	1
18t)	Peters, LA-R	3	107	35.7	50t	1
18t)	Slay, Det.	3	107	35.7	67t	1
<b>18t)</b>	<b>Butler, Ten.</b>	<b>3</b>	<b>90</b>	<b>30.0</b>	<b>56t</b>	<b>1</b>
18t)	Lee, NY-J	3	82	27.3	36t	1
18t)	Norman, Was.	3	79	26.3	40	0
18t)	King, LA-C	3	75	25.0	42t	1
18t)	C. Harris, Den.	3	68	22.7	53t	1

18t)	Smith, Min.	3	66	22.0	52	0
18t)	Conley, Oak.	3	64	21.3	36t	1
18t)	Amukamara, Chi.	3	58	19.3	49t	1
18t)	K. Moore, Ind.	3	52	17.3	32	0
18t)	Littleton, LA-R	3	48	16.0	22	1
18t)	*Bates, Cin.	3	42	14.0	21t	1
18t)	Diggs, Det.	3	41	13.7	37t	1
18t)	McDonald, Mia.	3	41	13.7	31	0
18t)	Milano, Buf.	3	41	13.7	29	0
18t)	McDougald, Sea.	3	39	13.0	39	0
18t)	J. Jones, N.E.	3	34	11.3	28	0
18t)	Harris, Min.	3	33	11.0	33	0
18t)	Alonso, Mia.	3	30	10.0	15	0
18t)	*James, LA-C	3	30	10.0	23	0
18t)	*Ward, Cle.	3	26	8.7	26	0
18t)	Clinton-Dix, G.B.-Was.	3	25	8.3	24	0
18t)	E. Thomas, Sea.	3	25	8.3	25	0
18t)	Douglas, Phi.	3	14	4.7	17	0
18t)	Adams, Car.	3	11	3.7	18	0
18t)	Boston, Ariz	3	9	3.0	9	0
18t)	*Jackson, N.E.	3	9	3.0	9	0
18t)	Simmons, Den.	3	8	2.7	8	0
18t)	Gilchrist, Oak.	3	2	0.7	2	0
18t)	Hal, Hou.	3	2	0.7	2	0
18t)	Poole, Atl.	3	2	0.7	2	0
18t)	Ramsey, Jac.	3	0	0.0	0	0

**NFL / LEADERS IN SACKS**

Rank	Player, Team	Sacks
1)	Donald, LA-R (DE)	20.5
2)	Watt, Hou. (DE)	16.0
3)	Jones, K.C. (DE)	15.5
4t)	Hunter, Min. (DE)	14.5
4t)	Miller, Den. (LB)	14.5
6)	Clark, Sea. (DE)	14.0
7)	Garrett, Cle. (DE)	13.5
8t)	Ford, K.C. (LB)	13.0
8t)	Cha. Jones, Ariz (DE)	13.0
8t)	Kerrigan, Was. (LB)	13.0
8t)	Watt, Pit. (LB)	13.0
12t)	Mack, Chi. (LB)	12.5
12t)	Pierre-Paul, T.B. (DE)	12.5
14t)	Buckner, S.F. (DT)	12.0
14t)	*Chubb, Den. (LB)	12.0
14t)	Jordan, N.O. (DE)	12.0
17t)	Campbell, Jac. (DE)	10.5
17t)	Cox, Phi. (DT)	10.5
17t)	Fackrell, G.B. (LB)	10.5
17t)	Lawrence, Dal. (DE)	10.5
17t)	J. Reed, Sea. (DT)	10.5
22)	Atkins, Cin. (DT)	10.0
23)	Ngakoue, Jac. (DE)	9.5
24t)	Addison, Car. (DE)	9.0
24t)	Autry, Ind. (DT)	9.0
24t)	Bennett, Phi. (DE)	9.0
24t)	Clowney, Hou. (LB)	9.0

24t)	Houston, K.C. (LB)	9.0
29)	Z. Smith, Bal. (LB)	8.5
30t)	Allen, Was. (DE)	8.0
30t)	Dunlap, Cin. (DE)	8.0
30t)	Heyward, Pit. (DE)	8.0
30t)	Rankins, N.O. (DT)	8.0
34t)	Flowers, N.E. (DE)	7.5
34t)	Hicks, Chi. (DE)	7.5
34t)	Ioannidis, Was. (DE)	7.5
34t)	Okwara, Det. (DE)	7.5
38t)	H. Anderson, NY-J (DE)	7.0
<b>38t)</b>	<b>Casey, Ten. (DE)</b>	<b>7.0</b>
38t)	Hughes, Buf. (DE)	7.0
38t)	Ingram, LA-C (DE)	7.0
38t)	Jenkins, NY-J (LB)	7.0
38t)	Judon, Bal. (LB)	7.0
38t)	Kennard, Det. (LB)	7.0
38t)	*Leonard, Ind. (LB)	7.0
38t)	McKinley, Atl. (DE)	7.0
38t)	Suggs, Bal. (LB)	7.0
38t)	Vernon, NY-G (LB)	7.0
49t)	Alexander, Buf. (LB)	6.5
49t)	Hargrave, Pit. (NT)	6.5
49t)	Irvin, Oak.-Atl. (DE)	6.5
49t)	Long, Phi. (DE)	6.5
49t)	Nassib, T.B. (DE)	6.5
49t)	Quinn, Mia. (DE)	6.5

**NFL / FUMBLE RECOVERIES**

Rank	Player, Team	TotRec	OffRec	DefRec
1t)	Prescott, Dal.	7	7	0
1t)	*Rosen, Ariz	7	7	0
3t)	*L. Jackson, Bal.	5	5	0
3t)	Keenum, Den.	5	5	0
3t)	Mahomes, K.C.	5	5	0
3t)	Wentz, Phi.	5	5	0
7t)	Bailey, K.C.	4	0	4
7t)	Brees, N.O.	4	4	0
7t)	Roethlisberger, Pit.	4	4	0
7t)	Wilson, Sea.	4	4	0
11t)	Clement, Phi.	3	3	0
11t)	Clowney, Hou.	3	0	3
11t)	Cohen, Chi.	3	3	0
11t)	Cousins, Min.	3	3	0
11t)	Daniel, Chi.	3	3	0
11t)	Goff, LA-R	3	3	0
11t)	Houston, K.C.	3	0	3
11t)	Lattimore, N.O.	3	0	3
11t)	Luck, Ind.	3	3	0
11t)	Milano, Buf.	3	0	3
11t)	Miller, Den.	3	0	3
11t)	Peppers, Cle.	3	1	2
11t)	A. Smith, Was.	3	3	0
11t)	Watson, Hou.	3	3	0
11t)	T. Young, Bal.	3	1	2

**NFL / OFFENSIVE FUMBLE RECOVERIES**

Rank	Player, Team	Ret	Yards	Avg	Long	TD
1t)	Prescott, Dal.	7	0	0.0	0	0
1t)	*Rosen, Ariz	7	0	0.0	0	0
3t)	*L. Jackson, Bal.	5	0	0.0	0	0
3t)	Keenum, Den.	5	0	0.0	0	0
3t)	Mahomes, K.C.	5	0	0.0	0	0
3t)	Wentz, Phi.	5	0	0.0	0	0
7t)	Brees, N.O.	4	0	0.0	0	0
7t)	Roethlisberger, Pit.	4	0	0.0	0	0
7t)	Wilson, Sea.	4	0	0.0	0	0
10t)	Clement, Phi.	3	0	0.0	0	0
10t)	Cohen, Chi.	3	0	0.0	0	0
10t)	Cousins, Min.	3	0	0.0	0	0
10t)	Daniel, Chi.	3	0	0.0	0	0
10t)	Goff, LA-R	3	0	0.0	0	0
10t)	Luck, Ind.	3	0	0.0	0	0
10t)	A. Smith, Was.	3	0	0.0	0	0
10t)	Watson, Hou.	3	0	0.0	0	0

1)	Bailey, K.C.	4	2	0.5	2t	1
2t)	Lattimore, N.O.	3	91	30.3	54	0
2t)	Miller, Den.	3	3	1.0	3	0
2t)	Clowney, Hou.	3	0	0.0	0t	1
2t)	Houston, K.C.	3	0	0.0	0	0
2t)	Milano, Buf.	3	0	0.0	0	0
7t)	T. Young, Bal.	2	74	37.0	62t	2
7t)	J. Smith, Dal.	2	69	34.5	69t	1
7t)	Van Noy, N.E.	2	46	23.0	46t	1
7t)	Baker, Ariz	2	34	17.0	36t	1
7t)	J. Coleman, Sea.	2	29	14.5	29t	1
7t)	*Ward, Cle.	2	29	14.5	20	0
7t)	Schobert, Cle.	2	26	13.0	26	0
7t)	Klein, N.O.	2	17	8.5	17	0
7t)	Peppers, Cle.	2	16	8.0	16	0
7t)	Lewis, Dal.	2	14	7.0	14	0
7t)	D. McCourty, N.E.	2	14	7.0	14	0
7t)	Ebukam, LA-R	2	11	5.5	11t	1
7t)	Apple, NY-G-N.O.	2	2	1.0	2	0
7t)	Hilton, Pit.	2	2	1.0	2	0
7t)	J. Reed, Sea.	2	2	1.0	2	0
7t)	*Reid, Hou.	2	1	0.5	1	0
7t)	Chickillo, Pit.	2	0	0.0	0	0
7t)	Clark, Sea.	2	0	0.0	0	0
7t)	Clark, G.B.	2	0	0.0	0	0
7t)	Colvin, Hou.	2	0	0.0	0	0
7t)	David, T.B.	2	0	0.0	0	0
7t)	Davis, Car.	2	0	0.0	0	0
7t)	Donald, LA-R	2	0	0.0	0	0
7t)	M. Foster, Was.	2	0	0.0	0	0
7t)	Fowler, Jac.-LA-R	2	0	0.0	0	0
7t)	Hankins, Oak.	2	0	0.0	0	0
7t)	Jenkins, NY-J	2	0	0.0	0	0
7t)	T. Johnson, Sea.-Min.	2	0	0.0	0	0
7t)	*Leonard, Ind.	2	0	0.0	0	0
7t)	Love, Car.	2	0	0.0	0	0
7t)	Mack, Chi.	2	0	0.0	0	0
7t)	Poole, Atl.	2	0	0.0	0	0
7t)	Smith, Min.	2	0	0.0	0	0
7t)	*Speaks, K.C.	2	0	0.0	0	0
7t)	Suh, LA-R	2	0	0.0	0	0

**NFL / DEFENSIVE FUMBLE RECOVERIES**

Rank	Player, Team	Ret	Yards	Avg	Long	TD
------	--------------	-----	-------	-----	------	----

## WEEK 17 / THROUGH SUNDAY, DECEMBER 30, 2018

## Team/Offense Rank (Within League)

BAL	BUF	CIN	CLE	DEN	HOU	IND	JAX	KC	LAC	MIA	NE	NYJ	OAK	PIT	TEN		ARI	ATL	CAR	CHI	DAL	DET	GB	LAR	MIN	NO	NYG	PHI	SF	SEA	TB	WAS
9	30	26	13	19	15	7	27	1	11	31	5	29	23	4	25	TYds/G	32	6	10	21	22	24	12	2	20	8	17	14	16	18	3	28
25	31	24	12	18	17	11	30	1	3	26	9	29	21	6	23	TYds/P	32	5	8	20	22	27	13	2	19	7	10	15	14	16	4	28
2	9	21	14	12	8	20	19	16	15	18	5	26	25	31	7	RYds/G	32	27	4	11	10	23	22	3	30	6	24	28	13	1	29	17
15	21	8	11	4	19	22	26	6	7	9	20	29	23	24	16	RshAvg	32	13	1	27	14	28	2	3	25	17	10	30	12	5	31	18
22	31	24	14	19	17	6	26	3	10	30	8	25	18	2	29	PsYd/G	32	4	16	21	23	20	9	5	13	12	11	7	15	27	1	28
23	31	27	13	24	12	9	30	1	5	26	6	28	19	8	20	PasAvg	32	7	16	14	22	25	21	3	18	4	17	10	11	15	2	29
5	32	18	27	21	8	16	19	12t	17	25	11	28	9	20	23	%HdInt	29	2	24	22	4	14	1	15	7	3	12t	10	30	6	31	26
7	21	17	13	8	32	1	26	5	14	30	3	18	25	2	29	Sac/PP	27	16	6	10	28	19	22	9	12	4	20	15	24	31	11	23
7	27	23	21	20	14	6	29	3	13	31	8	30	24	4	26	1D/Gm	32	10	9	16	19	18	15	1	22	5	25	11	12	17	2	28
6	30	21	27	28	20	1	14	2	16	31	13	29	19	8	15	3D Eff	32	4	9	11	10	25	23	5	26	7	22	12	18	17	3	24
14	31	18	28t	11t	6	26	25	3	1	8	20t	20t	27	7	15	4D Eff	32	19	24	11t	16	9	20t	30	28t	2	11t	10	20t	4	5	17
5	21	7	12	32	15	13	11	3	8	9	18	1	4	17	14	PR Avg	16	19	20	2	31	26	22	10	6	24	28	23	29	30	27	25
18	24	5	28	27	9	29	25	8	13	12	2	3	15	31	1	KR Avg	22	17	16	32	20	11	21	23	6	10	7	19	4	14	26	30
4	31	28	20	18	26	8	14	15	32	23	13	9	29	27	5	GPntAv	1	25	12	21	19	16	24	7	17	6	10	2	30	3	22	11
16	31	20	30	28	22	3	11	14	32	26	19	13	29	27	8	NPntAv	5	15	12	17	18	21	25	2	10	1	7	4	23	6	24	9
13	30	17	20	24	11	5	31	1	6t	26	4	23	28	6t	27	Pts/Gm	32	10	14t	9	22	25	14t	2	19	3	16	18	21	6t	12	29
8	26	21	28	25	12	15	11	10	20	7	16t	5	16t	31	14	FG%	30	3	6	27	24	13	23	19	32	4	2	18	1	22	29	9

## Opponent/Defense Rank (Within League)

BAL	BUF	CIN	CLE	DEN	HOU	IND	JAX	KC	LAC	MIA	NE	NYJ	OAK	PIT	TEN		ARI	ATL	CAR	CHI	DAL	DET	GB	LAR	MIN	NO	NYG	PHI	SF	SEA	TB	WAS
1	2	32	30	22	12	11	5	31	9	29	21	25	26	6	8	TYds/G	20	28	15	3	7	10	18	19	4	14	24	23	13	16	27	17
2	3	29	15	19	9	13	5	24	12	30	20	21	32	6	7	TYds/P	10	27	26	1	8	17	14	28	4	18	22	23	11	25	31	16
4	16	29	28	21	3	8	19	27	9	31	11	26	30	6	18	RYds/G	32	25	12	1	5	10	22	23	15	2	20	7	14	13	24	17
3	10	25	24	17	1	6	14	31	12	26	29	19	22	9	15	RshAvg	27	28	23	4	5	16	13	32	8	2	11	21	7	30	20	18
5	1	32	25	20	28	16	2	31	9	21	22	24	19	10	6	PsYd/G	4	27	18	7	13	8	12	14	3	29	23	30	11	17	26	15
2	3	29	10	23	18	20	5	12	11	31	9	19	32	7	8	PasAvg	6	24	26	1	15	25	21	22	4	28	27	13	14	17	30	16
22	4	24	11	5	13	10	19	16	17	2	6	18	7	28	23	%HdInt	30	12	14	1	26	29	31	3	15	21	8	27	32	20	25	9
13	15t	29	28	10	17	21	14	8	22	27	31	24	32	3	15t	Sac/PP	2	26	25	9	18	4	7	12	1	6	30	20	23	11	19	5
2	4	29	31	16	5t	11t	3	32	10	26	17t	24	14t	14t	5t	1D/Gm	28	30	11t	1	9	11t	21	17t	7	22	25	8	23	19	27	20
3	8	32	7	17	20	23	14	25	18	28	16	2	30	9	10	3D Eff	15	31	19	4	27	11	13	12	1	24	26	6	21	5	22	29
10t	14t	26	27	14t	22t	7	1	28t	16t	4	2	25	28t	13	16t	4D Eff	24	31	20t	18	5	12	28t	22t	8	9	32	19	20t	6	10t	3
25	20	9	30	29	10t	1	2	4	22	28	26	12	18	32	21	PR Avg	23	8	14	10t	16	31	27	19	5	3	7	6	13	15	17	24
19	10	18	24	4	3	9	1	11	8	30	26	21	22	5	32	KR Avg	7	17	23	28	31	14	29	12	20	15t	2	13	25	27	6	15t
8	13	3	7	22	28	16	32	9	30	2	1	5	29	10	25	GPntAv	20	24	21	12	14	19	18	11	17	4	27	26	6	15	31	23
7	19	4	8	24	18	25	22	2	17	1	3	5	16	13	12	NPntAv	11	30	28	6	20	21	26	9	15	10	31	27	14	23	32	29
2	18	30	21	13	4t	10	4t	24	8	27	7	29	32	16t	3	Pts/Gm	26	25	19	1	6	16t	22	20	9	14	23	12	28	11	31	15
6	23t	29t	10	12	21	16	20	13t	5	4	17	13t	11	13t	26	FG%	8	32	19	31	27	1	3	25	29t	2	22	18	23t	7	28	9



---

WON 10, LOST 6

ON 10, LOST 6													* RUSHING								No.	Yds	Avg	Long	TD
09/09 W 47- 3	Buffalo					70,591	Edwards						137	718	5.2	4.3	2								
09/13 L 23-34	at Cincinnati					50,018	L. Jackson						147	695	4.7	39	5								
09/23 W 27-14	Denver					70,156	Collins						114	411	3.6	19	7								
09/30 W 26-14	at Pittsburgh					62,030	Dixon						60	333	5.6	37	2								
10/07 L 9-12 OT	at Cleveland					67,431	Montgomery LG						41	188	4.6	16	1								
10/14 W 21- 0	at Tennessee					64,441	Montgomery TM						15	83	5.5	15	0								
10/21 L 23-24	New Orleans					70,639	Allen						41	110	2.7	17	3								
10/28 L 21-36	at Carolina					73,843	Flacco						19	45	2.4	13	0								
11/04 L 16-23	Pittsburgh					70,997	C. Moore						5	17	3.4	9	0								
11/18 W 24-21	Cincinnati					70,077	Snead						1	13	13.0	13	0								
11/25 W 34-17	Oakland					70,035	M. Williams						3	8	2.7	7	0								
12/02 W 26-16	at Atlanta					72,262	J. Brown						3	4	1.3	3	0								
12/09 L 24-27 OT	at Kansas City					74,336	Turner						1	4	4.0	4	0								
12/16 W 20-12	Tampa Bay					70,031	H. Hurst						1	0	0.0	0	0								
12/22 W 22-10	at L.A. Chargers					25,571	TEAM						547	2441	4.5	43	19								
12/30 W 26-24	Cleveland					70,925	OPPONENTS						354	1327	3.7	35t	11								
	Balt.				Opp.		* RECEIVING						No.	Yds	Avg	Long	TD								
TOTAL FIRST DOWNS		367				286	Snead						62	651	10.5	28	1								
Rushing		153				82	Crabtree						54	607	11.2	27	3								
Passing		184				174	J. Brown						42	715	17.0	71	5								
Penalty		30				30	Allen						35	196	5.6	17	2								
3rd Down: Made/Att	104/231				72/211		Andrews						34	552	16.2	74	3								
3rd Down Pct.	45.0				34.1		Montgomery LG						25	235	9.4	43	0								
4th Down: Made/Att	13/22				10/20		Montgomery TM						10	65	6.5	14	0								
4th Down Pct.	59.1				50.0		Boyle						23	213	9.3	25	0								
POSSESSION AVG.	32:17				27:43		C. Moore						19	196	10.3	30	1								
TOTAL NET YARDS	5999				4687		M. Williams						16	143	8.9	25	1								
Avg. Per Game	374.9				292.9		Collins						15	105	7.0	24	1								
Total Plays	1135				974		H. Hurst						13	163	12.5	32	1								
Avg. Per Play	5.3																								



OPP: (41G,39G)(24G)()(52G,36G,52G)(25G,54G,39G,  
50G)(33G,27G)(36G)(25G,40G,38G,50N,25G)(23G,45G)  
(55G)(42N)()(47G,21G)(48N)(24G)(29G)

* PASSING		Att	Cmp	Yds	Cmp%	Yds/Att	TD	TD%	Int	Int%	Long	Sack/Lost	Rating
Allen		320	169	2074	52.8	6.48	10	3.1	12	3.8	75t	28/ 213	67.9
Peterman	TM	81	44	296	54.3	3.65	1	1.2	7	8.6	26	7/ 34	30.7
Anderson		70	42	465	60.0	6.64	0	0.0	4	5.7	40	5/ 33	56.0
Barkley	LG	25	15	232	60.0	9.28	2	8.0	0	0.0	47	1/ 8	117.4
Barkley	TM	25	15	232	60.0	9.28	2	8.0	0	0.0	47	1/ 8	117.4
Bojorquez		1	0	0	0.0	0.00	0	0.0	0	0.0	---	0/ 0	39.6
Z. Jones		1	0	0	0.0	0.00	0	0.0	0	0.0	---	0/ 0	39.6
L. Thomas		1	1	15	100.0	15.00	0	0.0	0	0.0	15	0/ 0	118.8
TEAM		499	271	3082	54.3	6.18	13	2.6	23	4.6	75t	41/ 288	62.6
OPPONENTS		492	313	3084	63.6	6.27	22	4.5	16	3.3	43	36/ 217	82.6

WON 6, LOST 10							* RUSHING	No.	Yds	Avg	Long	TD
09/09 W 34-23	at Indianapolis		58,699	Mixon	237	1168	4.9	51	8			
09/13 W 34-23	Baltimore		50,018	Bernard	56	211	3.8	23	3			
09/23 L 21-31	at Carolina		72,161	Driskel	25	130	5.2	27t	2			
09/30 W 37-36	at Atlanta		71,985	Dalton	16	99	6.2	21	0			
10/07 W 27-17	Miami		52,708	Walton	14	34	2.4	10	0			
10/14 L 21-28	Pittsburgh		60,594	Erickson	3	22	7.3	14	0			
10/21 L 10-45	at Kansas City		75,676	Ross	4	9	2.3	7	0			
10/28 W 37-34	Tampa Bay		45,134	Fejedelem	2	6	3.0	6	0			
11/11 L 14-51	New Orleans		52,492	Boyd	2	3	1.5	5	0			
11/18 L 21-24	at Baltimore		70,077	TEAM	359	1682	4.7	51	13			
11/25 L 20-35	Cleveland		56,122	OPPONENTS	466	2204	4.7	65t	17			
12/02 L 10-24	Denver		44,392	* RECEIVING	No.	Yds	Avg	Long	TD			
12/09 L 21-26	at L.A. Chargers		25,358	Boyd	76	1028	13.5	49	7			
12/16 W 30-16	Oakland		44,568	Green	46	694	15.1	38t	6			
12/23 L 18-26	at Cleveland		67,431	Uzomah	43	439	10.2	29	3			
12/30 L 13-16	at Pittsburgh		63,874	Mixon	43	296	6.9	21	1			
	Cin.	Opp.		Bernard	35	218	6.2	26	0			
TOTAL FIRST DOWNS	304		372	Ross	21	210	10.0	39t	7			
Rushing	92		125	Erickson	20	167	8.4	28	0			
Passing	182		221	Eifert	15	179	11.9	29	1			
Penalty	30		26	Core	13	160	12.3	30t	1			
3rd Down: Made/Att	69/187	109/223	Walton	5	41	8.2	24	0				
3rd Down Pct.	36.9	48.9	Kroft	4	36	9.0	16	0				
4th Down: Made/Att	9/17	11/17	Tate	4	35	8.8	15	0				
4th Down Pct.	52.9	64.7	Lengel LG	3	17	5.7	9	1				
POSSESSION AVG.	27:27	32:33	Lengel TM	3	17	5.7	9	1				
TOTAL NET YARDS	4972		6618	Franks	2	37	18.5	32	0			
Avg. Per Game	310.8		413.6	Malone	1	12	12.0	12	0			
Total Plays	938		1084	TEAM	331	3569	10.8	49	27			
Avg. Per Play	5.3		6.1	OPPONENTS	389	4587	11.8	72t	32			
NET YARDS PUSHING	1682		2204	* INTERCEPTIONS	No.	Yds	Avg	Long	TD			
Avg. Per Game	105.1		137.8	Williams	5	131	26.2	58t	1			
Total Rushes	359		466	Bates	3	42	14.0	21t	1			
NET YARDS PASSING	3290		4414	P. Brown	2	20	10.0	18	0			
Avg. Per Game	205.6		275.9	Johnson	1	22	22.0	22t	1			
Sacked/Yards Lost	37/279	34/173	Evans	1	7	7.0	7	0				
Gross Yards	3569		4587	TEAM	12	222	18.5	58t	3			
Att./Completions	542/331	584/389	OPPONENTS	13	221	17.0	78	1				
Completion Pct.	61.1	66.6	* PUNTING	No.	Yds	Avg	Net TB	In Lg B				
Had Intercepted	13	12	Huber	71	3119	43.9	39.4	3	29	69	1	
PUNTS/AVERAGE	72/43.3	54/42.3	TEAM	72	3119	43.3	39.4	3	29	69	1	
NET PUNTING AVG.	72/39.4	54/37.6	OPPONENTS	54	2284	42.3	37.6	1	22	69	1	
PENALTIES/YARDS	114/957	113/944	* PUNT RETURNS	Ret FC	Yds	Avg	Long	TD				
FUMBLES/BALL LOST	11/4	14/6	Erickson	20	20	212	10.6	38	0			
TOUCHDOWNS	45		51	Phillips	2	1	24	12.0	16	0		
Rushing	13		17	TEAM	22							



WON 7, LOST 8, TIED 1 \* RUSHING

WON 7, LOST 8, TIED 1										* RUSHING										No.	Yds	Avg	Long	TD
09/09 T 21-21 OT Pittsburgh										67,431	Chubb					192	996	5.2	92t	8				
09/16 L 18-21 at New Orleans										73,086	Hyde	TM				114	382	3.4	22	5				
09/20 W 21-17 N.Y. Jets										67,431	Johnson					40	201	5.0	23	0				
09/30 L 42-45 OT at Oakland										53,387	Mayfield					39	131	3.4	35	0				
10/07 W 12- 9 OT Baltimore										67,431	Taylor					16	125	7.8	24	1				
10/14 L 14-38 L.A. Chargers										67,431	Landry					3	60	20.0	51	1				
10/21 L 23-26 OT at Tampa Bay										53,682	Callaway					2	7	3.5	15	0				
10/28 L 18-33 at Pittsburgh										63,780	Perriman					4	2	0.5	7	0				
11/04 L 21-37 Kansas City										67,431	Streater					1	-11	-11.0	-11	0				
11/11 W 28-16 Atlanta										62,144	TEAM					411	1893	4.6	92t	15				
11/25 W 35-20 at Cincinnati										56,122	OPPONENTS					459	2163	4.7	52	20				
12/02 L 13-29 at Houston										71,741	* RECEIVING					No.	Yds	Avg	Long	TD				
12/09 W 26-20 Carolina										59,392	Landry					81	976	12.0	51t	4				
12/15 W 17-16 at Denver										76,596	Njoku					56	639	11.4	66	4				
12/23 W 26-18 Cincinnati										67,431	Johnson					47	429	9.1	32	3				
12/30 L 24-26 at Baltimore										70,925	Callaway					43	586	13.6	71	5				
Clev. Opp.											Higgins					39	572	14.7	40	4				
TOTAL FIRST DOWNS										314	377	Chubb				20	149	7.5	24	2				
Rushing										93	130	Perriman				16	340	21.3	66	2				
Passing										189	216	Ratley				13	144	11.1	27	0				
Penalty										32	31	Fells				11	117	10.6	49t	3				
3rd Down: Made/Att										73/208	75/210	Hilliard				9	105	11.7	24	0				
3rd Down Pct.										35.1	35.7	Hyde	TM			6	29	4.8	9	0				
4th Down: Made/Att										9/21	13/20	DeValve				5	74	14.8	26	1				
4th Down Pct.										42.9	65.0	Willies				3	61	20.3	39	0				
POSSESSION AVG.										28:24	31:36	Charles				3	23	7.7	9	0				
TOTAL NET YARDS										5900	6288	Gordon	TM			1	17	17.0	17t	1				
Avg. Per Game										368.8	393.0	TEAM				353	4261	12.1	71	29				
Total Plays										1023	1122	OPPONENTS				393	4370	11.1	67	21				
Avg. Per Play										5.8	5.6	* INTERCEPTIONS				No.	Yds	Avg	Long	TD				
NET YARDS RUSHING										1893	2163	Randall				4	59	14.8	50	0				
Avg. Per Game										118.3	135.2	Ward				3	26	8.7	26	0				
Total Rushes										411	459	Kirksey				2	17	8.5	13	0				
NET YARDS PASSING										4007	4125	Carrie				1	0	0.0	0	0				
Avg. Per Game										250.4	257.8	Collins				1	0	0.0	0	0				
Sacked/Yards Lost										38/254	37/245	E. Gaines				1	0	0.0	0	0				
Gross Yards										4261	4370	Mitchell				1	0	0.0	0	0				
Att./Completions										574/353	626/393	Peppers				1	0	0.0	0	0				
Completion Pct.										61.5	62.8	Rice	TM			1	0	0.0	0	0				
Had Intercepted										17	17	Schobert				1	0	0.0	0	0				
PUNTS/AVERAGE										85/44.3	71/43.6	Kindred				1	-2	-2.0	-2	0				
NET PUNTING AVG.										85/38.2	71/38.4	TEAM				17	100	5.9	50	0				
PENALTIES/YARDS										112/894	119/990	OPPONENTS				17	202	11.9	38t	2				
FUMBLES/BALL LOST										19/7	27/14	* PUNTING				No.	Yds	Avg	Net	TB	In	Lg	B	
TOUCHDOWNS										44	43	Colquitt				83	3767	45.4	38.2	6	32	79	2	
Rushing										15	20	TEAM				85	3767	44.3	38.2	6	32	79	2	
Passing										29	21	OPPONENTS				71	3093	43.6	38.4	4	31	62	0	
Returns										0	2	* PUNT RETURNS				Ret	FC	Yds	Avg	Long	TD			
* SCORE BY PERIODS										Q1	Q2	Q3	Q4	OT	PTS	Peppers	25	22	219	8.8	33	0		
TEAM										59	94	93	110	3	359	Callaway	5	1	61	12.2	37	0		
OPPONENTS										64	136	86	100	6	392	Landry	2	1	10	5.0	8	0		
* SCORING										TD-Ru-Pa-Rt	K-PAT	FG	S	PTS	TEAM	32	24	290	9.1	37	0			
Joseph										0	0	0	0	25/29	17/20	0	76	OPPONENTS	37	22	397	10.7	49	0
Chubb										10	8	2	0		0	60	* KICKOFF RETURNS	No.	Yds	Avg	Long	TD		
Callaway										5	0	5	0		0	32	Peppers	19	408	21.5	29	0		
Hyde TM										5	5	0	0		0	30	Hilliard	11	264	24.0	31	0		
Landry										5	1	4	0		0	30	Callaway	8	143	17.9	35	0		
Higgins										4	0	4	0		0	24	Carrie	2	33	16.5	19	0		
Njoku										4	0	4	0		0	24	Landry	2	22	11.0	14	0		
Johnson										3	0	3	0		0	22	Charles	1	12	12.0	12	0		
Fells										3	0	3	0		0	18	Vallejo	1	2	2.0	2	0		
Perriman										2	0	2	0		0	12	TEAM	44	884	20.1	35	0		
Gonzalez TM										0	0	0	0	3/ 5	2/ 5	0	9	OPPONENTS	24	574	23.9	47	0	
DeValve										1	0	1	0		0	6	* FIELD GOALS	1-19	20-29	30-39	40-49	50+		
Gordon TM										1	0	1	0		0	6	Joseph	0/ 0	4/ 4	7/ 7	5/ 7	1/ 2		
Taylor										1	1	0	0		0	6	Gonzalez TM	0/ 0	0/ 0	2/ 2	0/ 2	0/ 1		
Coley										0	0	0	0		1	2	TEAM	0/ 0	4/ 4	9/ 9	5/ 9	1/ 3		
Mayfield										0	0	0	0		0	2	OPPONENTS	0/ 0	6/ 6	10/10	11/16	3/ 5		
TEAM										44	15	29	0	28/34	19/25	1	359	Joseph: ( ) ( ) (45G,27G) (25G,28G) (35G,55N,37G) (33G,28G) ( ) (34G,45G,41N) (51G) ( ) ( ) (49G,41G) (40G)						
OPPONENTS										43	20	21	2	36/39	30/37	1	392	(37G,31G) (46N,35G)						
2-Pt Conv: Johnson 2, Callaway, Mayfield, TM 4-10, OPP 3-4																	TM: (43B) (39G,39G,44N,52N) (45G,27G) (25G,28G)							
SACKS: Garrett 13.5, Ogunjobi 5.5, Avery 4.5, Collins 4, Ogbah 3, Schobert 3, Carrie 1, Peppers 1, Smith 1, Whitehead LG 1, Coley 0.5, TM 37, OPP 38																	(35G,55N,37G) (33G,28G) ( ) (34G,45G,41N) (51G) ( ) ( ) (49G,41G) (40G) (37G,31G) (46N,35G)							
FUM/LOST: Mayfield 7/3, Taylor 3/0, Higgins 2/1, Peppers 2/1, Callaway 1/1, Hyde(TM) 1/0, Johnson 1/0, Landry 1/1, Willies 1/0																	OPP: (42N) (31G,44N,44G) (28G) (47N,29G,44G,50N,29G) (44G,48B,25G,32G) (44G) (38G,40N,59G) (42G) (39G) (40G) (54B) (35G,42G,48G,53G,38G) (30G,34G) (44G,42G,29G) (51G) (38G,35G,44G,23G)							
* PASSING										Att	Cmp	Yds	Cmp%	Yds/Att	TD	TD%	Int	Int%	Long	Sack/Lost	Rating			
Mayfield										486	310	3725	63.8	7.66	27	5.6	14	2.9	71	25/ 173	93.7			
Taylor										85	42	473	49.4	5.56	2	2.4	2	2.4	47t	13/ 81	64.5			
Landry										2	1	63	50.0	31.50	0	0.0	0	0.0	63	0/ 0	95.8			
Hilliard										1	0	0	0.0	0.00	0	0.0	1	100.0	---	0/ 0	0.0			
TEAM										574	353	4261	61.5	7.42	29	5.1	17	3.0	71	38/ 254	88.8			
OPPONENTS										626	393	4370	62.8	6.98	21	3.4	17	2.7	67	37/ 245	83.4			

---

WON 6, LOST 10

WON 6, LOST 10										* RUSHING										No. Yds Avg Long TD									
09/09 W 27-24		Seattle		76,761		Lindsay				192		1037		5.4		65t		9											
09/16 W 20-19		Oakland		76,696		Freeman				130		521		4.0		24		5											
09/23 L 14-27		at Baltimore		70,156		Booker				34		183		5.4		26		1											
10/01 L 23-27		Kansas City		76,656		Keenum				26		93		3.6		17		2											
10/07 L 16-34		at N.Y. Jets		77,982		Sanders				4		53		13.3		35t		1											
10/14 L 20-23		L.A. Rams		76,109		Patrick				3		17		5.7		13		0											
10/18 W 45-10		at Arizona		62,359		Janovich				2		5		2.5		3		0											
10/28 L 23-30		at Kansas City		77,103		Kelly				1		-1		-1.0		-1		0											
11/04 L 17-19		Houston		76,270		Sutton				1		-1		-1.0		-1		0											
11/18 W 23-22		at L.A. Chargers		25,462		TEAM				393		1907		4.9		65t		18											
11/25 W 24-17		Pittsburgh		76,536		OPPONENTS				429		1913		4.5		77t		11											
12/02 W 24-10		at Cincinnati		44,392		* RECEIVING				No.		Yds		Avg		Long		TD											
12/09 L 14-20		at San Francisco		69,449		Sanders				71		868		12.2		64t		4											
12/15 L 16-17		Cleveland		76,596		Sutton				42		704		16.8		42													
12/24 L 14-27		at Oakland		53,850		Booker				38		275		7.2		30		0											
12/30 L 9-23		L.A. Chargers		75,947		De. Thomas TM				36		402		11.2		45		3											
		Denv.		Opp.		Lindsay				35		241		6.9		29t		1											
TOTAL FIRST DOWNS		320		318		Heuerman				31		281		9.1		36		2											
Rushing		107		85		Hamilton				30		243		8.1		24		2											
Passing		181		197		LaCosse				24		250		10.4		44		1											
Penalty		32		36		Patrick				23		315		13.7		26		1											
3rd Down: Made/Att		69/207		82/211		Freeman				14		72		5.1		9		0											
3rd Down Pct.		33.3		38.9		Holmes LG				13		162		12.5		24		0											
4th Down: Made/Att		15/25		6/11		Holmes TM				1		5		5.0		5		0											
4th Down Pct.		60.0		54.5		Janovich				8		112		14.0		32		1											
POSSESSION AVG.		28:58		31:02		Butt				8		85		10.6		22		0											
TOTAL NET YARDS		5602		5842		Parker				5		33		6.6		11		0											
Avg. Per Game		350.1		365.1		Cracraft				1		44		44.0		44		0											
Total Plays		1015		1022		TEAM				367		3930		10.7		64t		19											
Avg. Per Play		5.5		5.7		OPPONENTS				353		4240		12.0		97t		26											
NET YARDS RUSHING		1907		1913		* INTERCEPTIONS				No.		Yds		Avg		Long		TD											
Avg. Per Game		119.2		119.6		C. Harris				3		68		22.7		53t		1											
Total Rushes		393		429		Simmons				3		8		2.7		8		0											
NET YARDS PASSING		3695		3929		Stewart				2		3		1.5		3		0											
Avg. Per Game		230.9		245.6		Miller				1		42		42.0		42		0											
Sacked/Yards Lost		34/235		44/311		Davis				1		20		20.0		20t		1											
Gross Yards		3930																											

WON 11, LOST 5 \* RUSHING

WON 11, LOST 5										* RUSHING										No.	Yds	Avg	Long	TD
09/09 L 20-27 at New England										65,878	Miller					210	973	4.6	97t	5				
09/16 L 17-20 at Tennessee										62,372	Watson					99	551	5.6	34	5				
09/23 L 22-27 N.Y. Giants										71,838	Blue					150	499	3.3	17	2				
09/30 W 37-34 OT at Indianapolis										57,716	Carter	LG				1	7	7.0	7	0				
10/07 W 19-16 OT Dallas										72,008	Carter	TM				1	7	7.0	7	0				
10/14 W 20-13 Buffalo										71,638	Coutee					3	0	0.0	3	0				
10/21 W 20- 7 at Jacksonville										66,534	Foreman					7	-1	-1.1	2	0				
10/25 W 42-23 Miami										71,726	Weeden					1	-1	-1.0	-1	0				
11/04 W 19-17 at Denver										76,270	Hopkins					1	-7	-7.0	-7	0				
11/18 W 23-21 at Washington										61,593	TEAM					472	2021	4.3	97t	12				
11/26 W 34-17 Tennessee										71,826	OPPONENTS					385	1323	3.4	39	8				
12/02 W 29-13 Cleveland										71,741	* RECEIVING					No.	Yds	Avg	Long	TD				
12/09 L 21-24 Indianapolis										71,814	Hopkins					115	1572	13.7	49t	11				
12/15 W 29-22 at N.Y. Jets										77,982	D. Thomas	LG				59	677	11.5	45	5				
12/23 L 30-32 at Philadelphia										69,696	D. Thomas	TM				23	275	12.0	31	2				
12/30 W 20- 3 Jacksonville										71,848	W. Fuller					32	503	15.7	73t	4				
Hou. Opp.											Coutee					28	287	10.3	40	1				
TOTAL FIRST DOWNS										333	298	Miller				25	163	6.5	16	1				
Rushing										94	76	Griffin				24	305	12.7	47	0				
Passing										202	200	Carter	LG			22	216	9.8	50	0				
Penalty										37	22	Carter	TM			20	195	9.8	50	0				
3rd Down: Made/Att 77/208										91/227	J. Thomas					20	215	10.8	39	4				
3rd Down Pct.										37.0	40.1	Blue				20	154	7.7	28	0				
4th Down: Made/Att 8/12										12/20	Akins					17	225	13.2	28	0				
4th Down Pct.										66.7	60.0	Ellington	TM			8	92	11.5	23	1				
POSSESSION AVG.										30:12	29:48	Smith				5	91	18.2	35t	1				
TOTAL NET YARDS										5802	5490	Ervin	TM			3	35	11.7	19	0				
Avg. Per Game										362.6	343.1	Foreman				2	28	14.0	20t	1				
Total Plays										1040	1022	Webb				2	13	6.5	7	0				
Avg. Per Play										5.6	5.4	Coates				1	12	12.0	12	0				
NET YARDS RUSHING										2021	1323	TEAM				345	4165	12.1	73t	26				
Avg. Per Game										126.3	82.7	OPPONENTS				385	4477	11.6	83t	28				
Total Rushes										472	385	* INTERCEPTIONS				No.	Yds	Avg	Long	TD				
NET YARDS PASSING										3781	4167	Reid				3	128	42.7	101t	1				
Avg. Per Game										236.3	260.4	Hal				3	2	0.7	2	0				
Sacked/Yards Lost 62/384										43/310	Joseph					2	46	23.0	28t	1				
Gross Yards										4165	4477	K. Jackson				2	24	12.0	13	0				
Att./Completions 506/345										594/385	Mathieu					2	6	3.0	6	0				
Completion Pct.										68.2	64.8	Cunningham				1	38	38.0	38t	1				
Had Intercepted										9	15	Scarlett				1	8	8.0	8	0				
PUNTS/AVERAGE										74/43.7	80/46.7	McKinney				1	0	0.0	0	0				
NET PUNTING AVG.										74/39.1	80/40.8	TEAM				15	252	16.8	101t	3				
PENALTIES/YARDS										105/787	117/945	OPPONENTS				9	24	2.7	15	0				
FUMBLES/BALL LOST										19/7	26/14	* PUNTING				No.	Yds	Avg	Net	TB	In	Lg	B	
TOUCHDOWNS										42	36	Daniel				74	3237	43.7	39.1	5	36	61	0	
Rushing										12	8	TEAM				74	3237	43.7	39.1	5	36	61	0	
Passing										26	28	OPPONENTS				80	3732	46.7	40.8	7	24	62	1	
Returns										4	0	* PUNT RETURNS				Ret	FC	Yds	Avg	Long	TD			
* SCORE BY PERIODS										Q1	Q2	Q3	Q4	OT	PTS	Carter	LG	26	8	249	9.6	42	0	
TEAM										87	136	60	110	9	402	Carter	TM	16	8	146	9.1	30	0	
OPPONENTS										74	76	91	72	3	316	Ervin	TM	21	7	175	8.3	27	0	
* SCORING										TD-Ru-Pa-Rt	K-PAT	FG	S	PTS	Mathieu		1	1	6	6.0	6	0		
Fairbairn										0	0	0	39/41	37/42	0	150	TEAM	38	16	327	8.6	30	0	
Hopkins										11	0	11	0	0	66	OPPONENTS	32	23	240	7.5	26	0		
Miller										6	5	1	0	0	36	* KICKOFF RETURNS	No.	Yds	Avg	Long	TD			
D. Thomas LG										5	0	5	0	0	30	Carter	LG	19	425	22.4	30	0		
D. Thomas TM										2	0	2	0	0	12	Carter	TM	9	221	24.6	30	0		
Watson										5	5	0	0	0	30	Ervin	TM	10	253	25.3	36	0		
W. Fuller										4	0	4	0	0	24	Blue		1	13	13.0	13	0		
J. Thomas										4	0	4	0	0	24	TEAM	20	487	24.4	36	0			
Blue										2	2	0	0	0	12	OPPONENTS	33	682	20.7	40	0			
Clowney										1	0	0	1	0	6	* FIELD GOALS	1-19	20-29	30-39	40-49	50+			
Coutee										1	0	1	0	0	6	Fairbairn	1/ 1	9/ 9	11/11	12/15	4/ 6			
Cunningham										1	0	0	1	0	6	TEAM	1/ 1	9/ 9	11/11	12/15	4/ 6			
Ellington TM										1	0	1	0	0	6	OPPONENTS	0/ 0	4/ 4	7/ 7	10/10	2/ 5			
Foreman										1	0	1	0	0	6	Fairbairn: (42G,36G)(54N,34G)(23G,28G,54G)(40G,								
Joseph										1	0	0	1	0	6	59N,29G,37G)(48N,20G,21G,19G,36G)(33G,27G)(44G,								
Reid										1	0	0	1	0	6	48G)() (46G,37G)(23G,44N,33G,54G,45N)(43G,47G)								
Smith										1	0	1	0	0	6	(35G,42G,48G,53G,38G)() (41G,32G,53G,49G,40G)								
TEAM										42	12	26	4	39/41	37/42	0	402	(30G)(23G,24G)						
OPPONENTS										36	8	28	0	29/32	23/26	0	316	OPP: (39G,35G)(42G,31G)(44G,30G)(42G,44G)(27G,						
2-Pt Conv: TM 0-1, OPP 1-4																		43G,48G)(23G,52G)() (37G,41G,46G)(44G,62N,51N)						
SACKS: Watt 16, Clowney 9, Mercilus 4,																		(63N)(31G)() (54G)(26G)(47G,35G)(25G)						
Covington 3.5, Mathieu 3, Reader 2, McKinney 1.5, Blackson 1, Ejiofor 1, K. Jackson 1,																								
Watkins 1, TM 43, OPP 62 FUM/LOST: Watson 9/3, Carter(LG) 5/1, Carter(TM) 4/1, Hopkins 2/2,																								
Ervin(TM) 1/0, Foreman 1/0, Martin 1/0, Miller 1/1																								
* PASSING										Att	Cmp	Yds	Cmp%	Yds/Att	TD	TD%	Int	Int%	Long	Sack/Lost	Rating			
Watson										505	345	4165	68.3	8.25	26	5.1	9	1.8	73t	62/ 384	103.1			
Hopkins										1	0	0	0.0	0.00	0	0.0	0	0.0	---	0/ 0	39.6			
TEAM										506	345	4165	68.2	8.23	26	5.1	9	1.8	73t	62/ 384	102.9			
OPPONENTS										594	385	4477	64.8	7.54	28	4.7	15	2.5	83t	43/ 310	92.7			

WON 10, LOST 6										* RUSHING										No.	Yds	Avg	Long	TD
09/09 L 23-34		Cincinnati		58,699		Mack		195		908		4.7		49		9								
09/16 W 21- 9		at Washington		57,013		Wilkins		60		336		5.6		53		1								
09/23 L 16-20		at Philadelphia		69,696		Hines		85		314		3.7		18		2								
09/30 L 34-37 OT		Houston		57,716		Luck		46		148		3.2		33		0								
10/04 L 24-38		at New England		65,878		Pascal		2		10		5.0		8		0								
10/14 L 34-42		at N.Y. Jets		77,982		Turbin		4		10		2.5		5		0								
10/21 W 37- 5		Buffalo		56,848		Michael		2		9		4.5		8		0								
10/28 W 42-28		at Oakland		54,372		McNichols TM		2		4		2.0		7		0								
11/11 W 29-26		Jacksonville		57,473		J. Williams LG		3		0		0.0		1		0								
11/18 W 38-10		Tennessee		57,401		M. Johnson		1		-2		-2.0		-2		0								
11/25 W 27-24		Miami		57,069		Rogers		1		-4		-4.0		-4		0								
12/02 L 0- 6		at Jacksonville		67,030		Brissett		7		-7		-1.0		-1		0								
12/09 W 24-21		at Houston		71,814		Ebron		3		-8		-2.7		2t		1								
12/16 W 23- 0		Dallas		66,654		TEAM		408		1718		4.2		53		13								
12/23 W 28-27		N.Y. Giants		61,738		OPPONENTS		415		1626		3.9		34t		12								
12/30 W 33-17		at Tennessee		68,978		* RECEIVING																		
		Ind.		Opp.		Hilton		No.		Yds		Avg		Long		TD								
								76		1270		16.7		68t		6								
TOTAL FIRST DOWNS		371		315		Ebron		66		750		11.4		53t		13								
Rushing		96		87		Hines		63		425		6.7		28		2								
Passing		237		203		Rogers		53		485		9.2		34		2								
Penalty		38		25		Grant		35		334		9.5		23		1								
3rd Down: Made/Att		104/214		82/200		Inman		28		304		10.9		29		3								
3rd Down Pct.		48.6		41.0		Pascal		27		268		9.9		28		2								
4th Down: Made/Att		7/15		7/15		Doyle		26		245		9.4		20		2								
4th Down Pct.		46.7		46.7		Mack		17		103		6.1		29t		1								
POSSESSION AVG.		29:46		30:14		Wilkins		16		85		5.3		17		0								
TOTAL NET YARDS		6179		5431		Swoope		8		87		10.9		26		3								
Avg. Per Game		386.2		339.4		Alie-Cox		7		133		19.0		34		2								
Total Plays		1070		995		M. Johnson		6		102		17.0		34t		1								
Avg. Per Play		5.8		5.5		Luck		1		4		4.0		4		0								
NET YARDS RUSHING		1718		1626		Turbin		1		3		3.0		3		0								
Avg. Per Game		107.4		101.6		Hewitt		1		1		1.0		1t		1								
Total Rushes		408		415		J. Williams LG		1		1		1.0		1		0								
NET YARDS PASSING		4461		3805		Kelly		1		-4		-4.0		-4		0								
Avg. Per Game		278.8		237.8		TEAM		432		4595		10.6		68t		39								
Sacked/Yards Lost		18/134		38/228		OPPONENTS		384																

* PASSING	Att	Cmp	Yds	Cmp%	Yds/Att	TD	TD%	Int	Int%	Long	Sack/Lost	Rating
Luck	639	430	4593	67.3	7.19	39	6.1	15	2.3	68t	18/ 134	98.7
Brissett	4	2	2	50.0	0.50	0	0.0	0	0.0	4	0/ 0	56.3
Ebron	1	0	0	0.0	0.00	0	0.0	0	0.0	---	0/ 0	39.6
TEAM	644	432	4595	67.1	7.14	39	6.1	15	2.3	68t	18/ 134	98.2
OPPONENTS	542	384	4033	70.8	7.44	21	3.9	15	2.8	80t	38/ 228	93.5



WON 5, LOST 11										* RUSHING										No.	Yds	Avg	Long	TD										
09/09	W	20-15	at N.Y. Giants	77,992	Hyde	LG				172	571	3.3	22	5																				
09/16	W	31-20	New England	68,527	Hyde	TM				58	189	3.3	19	0																				
09/23	L	6- 9	Tennessee	64,015	Fournette					133	439	3.3	25	5																				
09/30	W	31-12	N.Y. Jets	65,353	Yeldon					104	414	4.0	20	1																				
10/07	L	14-30	at Kansas City	75,289	Bortles					58	365	6.3	41	1																				
10/14	L	7-40	at Dallas	90,767	Kessler					19	123	6.5	21	0																				
10/21	L	7-20	Houston	66,534	Westbrook					9	98	10.9	43	0																				
10/28	L	18-24	Philadelphia	85,870	Grant					13	40	3.1	8	0																				
11/11	L	26-29	at Indianapolis	57,473	Williams	LG				8	36	4.5	15	0																				
11/18	L	16-20	Pittsburgh	67,683	Williams	TM				8	36	4.5	15	0																				
11/25	L	21-24	at Buffalo	57,799	Wilds	TM				6	15	2.5	5	0																				
12/02	W	6- 0	Indianapolis	67,030	Charles					6	7	1.2	5	0																				
12/06	L	9-30	at Tennessee	60,344	Bohanon					1	0	0.0	0	0																				
12/16	L	13-16	Washington	67,577	Paul					1	-3	-3.0	-3	0																				
12/23	W	17- 7	at Miami	65,798	TEAM					416	1723	4.1	43	7																				
12/30	L	3-20	at Houston	71,848	OPPONENTS					434	1870	4.3	99t	16																				
Jax										Opp.										* RECEIVING										No.	Yds	Avg	Long	TD
TOTAL FIRST DOWNS										277	288	Westbrook										66	717	10.9	61t	5								
Rushing										92	89	Yeldon										55	487	8.9	37	4								
Passing										164	162	Moncrief										48	668	13.9	80t	3								
Penalty										21	37	Cole										38	491	12.9	35	1								
3rd Down: Made/Att										93/230	80/212	O'Shaughnessy										24	214	8.9	17	0								
3rd Down Pct.										40.4	37.7	Fournette										22	185	8.4	31	1								
4th Down: Made/Att										8/17	3/12	Chark										14	174	12.4	38	0								
4th Down Pct.										47.1	25.0	Seferian-Jenkins										11	90	8.2	21	1								
POSSESSION AVG.										30:14	29:47	Paul										10	98	9.8	22	0								
TOTAL NET YARDS										4832	4983	Hyde										10	33	3.3	9	0								
Avg. Per Game										302.0	311.4	Hyde										4	4	1.0	6	0								
Total Plays										1005	970	Grant										9	67	7.4	16	0								
Avg. Per Play										4.8	5.1	Bell										8	67	8.4	16	0								
NET YARDS RUSHING										1723	1870	Grinnage										6	61	10.2	24	0								
Avg. Per Game										107.7	116.9	Greene										6	60	10.0	12	0								
Total Rushes										416	434	Bohanon										6	41	6.8	12	0								
NET YARDS PASSING										3109	3113	Charles										2	7	3.5	5	0								
Avg. Per Game										194.3	194.6	TEAM										329	3431	10.4	80t	15								
Sacked/Yards Lost										53/322	37/241	OPPONENTS										312	3354	10.8	78t	17								
Gross Yards										3431	3354	* INTERCEPTIONS										No.	Yds	Avg	Long	TD								
Att./Completions										536/329	499/312	Ramsey										3	0	0.0	0	0								
Completion Pct.										61.4	62.5	Smith										2	33	16.5	33t	1								
Had Intercepted										13	11	Jack										1	32	32.0	32t	1								
PUNTS/AVERAGE										86/45.0	79/48.0	Harrison										1	14	14.0	14	0								
NET PUNTING AVG.										86/41.3	79/41.5	Church										1	11	11.0	11	0								
PENALTIES/YARDS										121/1112	92/735	Hayden										1	10	10.0	10	0								
FUMBLES/BALL LOST										26/16	15/6	Bouye										1	9	9.0	9	0								
TOUCHDOWNS										25	34	Gipson										1												

* PASSING	Att	Cmp	Yds	Cmp%	Yds/Att	TD	TD%	Int	Int%	Long	Sack/Lost	Rating
Bortles	403	243	2718	60.3	6.74	13	3.2	11	2.7	80t	31/ 173	79.8
Kessler	131	85	709	64.9	5.41	2	1.5	2	1.5	35	22/ 149	77.4
Cooke	1	1	4	100.0	4.00	0	0.0	0	0.0	4	0/ 0	83.3
Westbrook	1	0	0	0.0	0.00	0	0.0	0	0.0	---	0/ 0	39.6
TEAM	536	329	3431	61.4	6.40	15	2.8	13	2.4	80t	53/ 322	79.1
OPPONENTS	499	312	3354	62.5	6.72	17	3.4	11	2.2	78t	37/ 241	84.4

WON 12    LOST 4                      \* BUSHING

ION 12, LOST 4										* RUSHING										No.	Yds	Avg	Long	TD
09/09 W	38-28	at L.A. Chargers	25,351	Hunt	181	824	4.6	45	7															
09/16 W	42-37	at Pittsburgh	63,956	Mahomes	60	272	4.5	28	2															
09/23 W	38-27	San Francisco	76,023	Dam. Williams	50	256	5.1	25	4															
10/01 W	27-23	at Denver	76,656	Ware	51	246	4.8	34	2															
10/07 W	30-14	Jacksonville	75,289	Hill	22	151	6.9	33	1															
10/14 L	40-43	at New England	65,878	Watkins	5	52	10.4	31	0															
10/21 W	45-10	Cincinnati	75,676	Dar. Williams	13	44	3.4	8	0															
10/28 W	30-23	Denver	77,103	Thomas	1	6	6.0	6	0															
11/04 W	37-21	at Cleveland	67,431	Henne	1	3	3.0	3	0															
11/11 W	26-14	Arizona	76,712	Sherman	1	2	2.0	2	0															
11/19 L	51-54	at L.A. Rams	77,002	West	2	-1	-5.1	0	0															
12/02 W	40-33	at Oakland	54,255	TEAM	387	1855	4.8	45	16															
12/09 W	27-24 OT	Baltimore	74,336	OPPONENTS	425	2114	5.0	30	19															
12/13 L	28-29	L.A. Chargers	75,091	* RECEIVING	No.	Yds	Avg	Long	TD															
12/23 L	31-38	at Seattle	69,067	Kelce	103	1336	13.0	43	10															
12/30 W	35- 3	Oakland	77,550	Hill	87	1479	17.0	75t	12															
		K.C.	Opp.	Watkins	40	519	13.0	50	3															
				Conley	32	334	10.4	27	5															
TOTAL FIRST DOWNS		384	419	Hunt	26	378	14.5	67t	7															
Rushing		108	129	Benjamin LG	25	380	15.2	40	1															
Passing		239	247	Benjamin TM	2	26	13.0	17	0															
Penalty		37	43	Dam. Williams	23	160	7.0	32	2															
3rd Down: Made/Att		83/176	80/193	Robinson	22	288	13.1	89t	4															
3rd Down Pct.		47.2	41.5	Ware	20	224	11.2	31	0															
4th Down: Made/Att		12/15	18/27	Harris	12	164	13.7	35	3															
4th Down Pct.		80.0	66.7	Sherman	8	96	12.0	36t	1															
POSSESSION AVG.		28:56	31:04	Thomas	3	29	9.7	15	1															
TOTAL NET YARDS		6810	6488	Dar. Williams	3	27	9.0	11t	1															
Avg. Per Game		425.6	405.5	West	2	37	18.5	25t	1															
Total Plays		996	1109	Dieter	1	22	22.0	22	0															
Avg. Per Play		6.8	5.9	Kemp	1	7	7.0	7	0															
NET YARDS RUSHING		1855	2114	TEAM	385	5126	13.3	89t	50															
Avg. Per Game		115.9	132.1	OPPONENTS	406	4721	11.6	49	30															
Total Rushes		387	425	* INTERCEPTIONS	No.	Yds	Avg	Long	TD															
NET YARDS PASSING		4955	4374	Nelson	4	53	13.3	35	0															
Avg. Per Game		309.7	273.4	Parker	2	33	16.5	33t	1															
Sacked/Yards Lost		26/171	52/347	Fuller	2	0	0.0	0	0															
Gross Yards		5126	4721	Ragland	1	67	67.0	67	0															
Att./Completions		583/385	632/406	Sorensen	1	54	54.0	54t	1															
Completion Pct.		66.0	64.2	Lucas	1	49	49.0	49	0															
Had Intercepted		12	15	Jones	1	20	20.0	20t	1															
PUNTS/AVERAGE		45/44.9	52/43.8	Houston	1	4	4.0	4	0															
NET PUNTING AVG.		45/40.5	52/36.9	E. Murray	1	0	0.0	0	0															
PENALTIES/YARDS		137/1152	107/881	Scandrick	1	0	0.0	0	0															
FUMBLES/BALL LOST		18/6	29/12	TEAM	15	280	18.7	67	3															
TOUCHDOWNS		71	51	OPPONENTS	12	109	9.1	27	1															
Rushing		16	19	* PUNTING	No.	Yds	Avg	Net	TB															
Passing		50	30	Colquitt	45	2021	44.9	40.5	5															
Returns		5	2	TEAM	45	2021	44.9	40.5	5															
* SCORE BY PERIODS		Q1	Q2	Q3	Q4	OT	PTS	TEAM	52															
TEAM		147	150	134	131	3	565	OPPONENTS	2278															
OPPONENTS		56	131	98	136	0	421	* PUNT RETURNS	Ret															
* SCORING		TD-Ru-Pa-Rt	K-PAT	FG	S	PTS	Hill	20	3															
Butker		0	0	0	65/69	24/27	0	137	Robinson	1														
Hill		14	1	12	1	0	0	84	Thomas	1														
Hunt		14	7	7	0	0	0	84	TEAM	22														
Kelce		10	0	10	0	0	0	60	OPPONENTS	17														
Dam. Williams		6	4	2	0	0	0	36	* KICKOFF RETURNS	No.														
Conley		5	0	5	0	0	0	30	Tr. Smith	33														
Robinson		4	0	4	0	0	0	24	Thomas	3														
Harris		3	0	3	0	0	0	18	Conley	1														
Watkins		3	0	3	0	0	0	18	Harris	1														
Mahomes		2	2	0	0	0	0	14	Sherman	1														
Ware		2	2	0	0	0	0	12	TEAM	1														
Bailey		1	0	0	1	0	0	6	TEAM	40														
Benjamin LG		1	0	1	0	0	0	6	OPPONENTS	36														
Jones		1	0	0	1	0	0	6	* FIELD GOALS	1-19														
Parker		1	0	0	1	0	0	6	Butker	0/0														
Sherman		1	0	1	0	0	0	6	TEAM	0/0														
Sorensen		1	0	0	1	0	0	6	OPPONENTS	0/0														
Thomas		1	0	1	0	0	0	6	Butker: (46G)()	(37G)(33G,21G)(22G,42G,38G)(42G,														
West		1	0	1	0	0	0	6	43G,24G,30G)(53N,26G)(24G)(39G)(45G,46G)(21G)															
Dar. Williams		1	0	1	0	0	0	6	(29G,50G)(51N,24G,43N,35G)()	(54G,29G,32G)()														
TEAM		71	16	50	5	65/69	24/27	0	565	OPP: (45G,39G,48N)(49N)(39G,35G)(42G,34G,46G)()														
OPPONENTS		51	19	30	2	37/40	22/26	1	421	(48G,24G,39G,50G,28G)(33G)(55N,36G)(51G)()														
2-Pt Conv: Mahomes, TM 1-2, OPP 5-11										33G)(50G,44G)(28G)()(36N,28G)(50G)														
SACKS: Jones 15.5, Ford 13, Houston 9, Bailey 6, X. Williams 2.5, Speaks 1.5, Lucas 1, Parker 1, Te. Smith 1, Watts 1, Ragland 0.5, TM 52, OPP 26 FUM/LOST: Mahomes 9/2, Conley 2/2, Kelce 2/1, Tr. Smith 2/0, Thomas 1/0, Watkins 1/0, Dam. Williams 1/1																								
* PASSING										Att	Cmp	Yds	Cmp% Yds/Att	TD	TD% Int	Int% Long	Sack/Lost	Rating						
Mahomes										580	383	5097	66.0	8.79	50	8.6	12	2.1	89t	26/171	113.8			
Henne										3	2	29	66.7	9.67	0	0.0	0	0.0	22	0/0	97.9			
TEAM										583	385	5126	66.0	8.79	50	8.6	12	2.1	89t	26/171	113.8			
OPPONENTS										632	406	4721	64.2	7.47	30	4.7	15	2.4	49	52/347	92.7			

WON 12, LOST 4										* RUSHING										No. Yds Avg Long TD									
09/09 L 28-38 Kansas City 25,351										Gordon 175 885										5.1 34t 10									
09/16 W 31-20 at Buffalo 69,187										Ekeler 106 554										5.2 41 3									
09/23 L 23-35 at L.A. Rams 68,947										Jackson 50 206										4.1 20 2									
09/30 W 29-27 San Francisco 25,397										Allen 9 75										8.3 28 0									
10/07 W 26-10 Oakland 25,362										Newsome 11 49										4.5 16 0									
10/14 W 38-14 at Cleveland 67,431										Benjamin 7 41										5.9 19 0									
10/21 W 20-19 Tennessee 84,301										M. Williams 7 28										4.0 19t 1									
11/04 W 25-17 at Seattle 68,989										Ty. Williams 2 15										7.5 14 0									
11/11 W 20- 6 at Oakland 54,750										Watt 4 11										2.8 8 0									
11/18 L 22-23 Denver 25,462										Rivers 18 7										0.4 7 0									
11/25 W 45-10 Arizona 25,343										Smith 8 2										0.3 9 0									
12/02 W 33-30 at Pittsburgh 61,069										Ingram 1 0										0.0 0 0									
12/09 W 26-21 Cincinnati 25,358										J.J. Jones TM 1 0										0.0 0 0									
12/13 W 29-28 at Kansas City 75,091										TEAM 399 1873										4.7 41 16									
12/22 L 10-22 Baltimore 25,571										OPPONENTS 395 1693										4.3 43 11									
12/30 W 23- 9 at Denver 75,947										* RECEIVING										No. Yds Avg Long TD									
LA-C Opp.										Allen 97 1196										12.3 54 6									
TOTAL FIRST DOWNS 338 311										Gordon 50 490										9.8 66t 4									
Rushing 100 101										M. Williams 43 664										15.4 55t 10									
Passing 213 178										Ty. Williams 41 653										15.9 75t 5									
Penalty 25 32										Ekeler 39 404										10.4 44t 3									
3rd Down: Made/Att 70/177 79/202										Gates 28 333										11.9 27 2									
3rd Down Pct. 39.5 39.1										Green 19 210										11.1 26 1									
4th Down: Made/Att 7/8 11/20										Jackson 15 135										9.0 19 0									
4th Down Pct. 87.5 55.0										Benjamin 12 186										15.5 46t 1									
POSSESSION AVG. 30:43 29:17										Newsome 2 19										9.5 11 0									
TOTAL NET YARDS 5962 5339										Culkin 1 24										24.0 24 0									
Avg. Per Game 372.6 333.7										Watt 1 2										2.0 2 0									
Total Plays 945 981										TEAM 348 4316										12.4 75t 32									
Avg. Per Play 6.3 5.4										OPPONENTS 351 3886										11.1 82t 23									
NET YARDS RUSHING 1873 1693										* INTERCEPTIONS										No. Yds Avg Long TD									
Avg. Per Game 117.1 105.8										King 3 75										25.0 42t 1									
Total Rushes 399 395										James 3 30										10.0 23 0									
NET YARDS PASSING 4089 3646										Tr. Williams 1 86										86.0 86 0									
Avg. Per Game 255.6 227.9										Addae 1 19										19.0 19 0									
Sacked/Yards Lost 34/227 38/240										Perryman 1 16										16.0 16 0									
Gross Yards 4316 3886										White 1 9										9.0 9 0									
Att./Completions 512/348 548/351										Ingram 1 8										8.0 8 0									
Completion Pct. 68.0 64.1										Rochell 1 4										4.0 4 0									
Had Intercepted 12 13										Phillips 1 0										0.0 0 0									
PUNTS/AVERAGE 62/42.6 67/47.7										TEAM 13 247										19.0 86 1									
NET PUNTING AVG. 62/37.2 67/40.6										OPPONENTS 12 87										7.3 42 1									
PENALTIES/YARDS 113/967 103/828										* PUNTING										No. Yds Avg Net TB In Lg B									
FUMBLES/BALL LOST 17/7 18/7										D. Jones 47 1990										42.3 38.0 3 15 59 0									
TOUCHDOWNS 51 38										Kaser TM 13 629										48.4 35.4 1 5 66 1									
Rushing 16 11										Sturgis 1 24										24.0 24.0 0 1 24 0									
Passing 32 23										TEAM 62 2643										42.6 37.2 4 21 66 1									
Returns 3 4										OPPONENTS 67 3195										47.7 40.6 6 27 67 0									
* SCORE BY PERIODS Q1 Q2 Q3 Q4 OT PTS										* PUNT RETURNS										Ret FC Yds Avg Long TD									
TEAM 78 151 99 100 0 428										King 23 8 318										13.8 73t 1 0									
OPPONENTS 98 66 73 92 0 329										Benjamin 5 4 16										3.2 8 0 0									
* SCORING TD-Ru-Pa-Rt K-PAT FG S PTS										J.J. Jones TM 5 2 24										4.8 11 0 0									
Gordon 14 10 4 0 0 88										Allen 1 1 0										0.0 0 0 0									
Badgley 0 0 0 0 27/28 15/16 0 72										TEAM 34 15 358										10.5 73t 1 0									
M. Williams 11 1 10 0 0 68										OPPONENTS 28 15 257										9.2 91t 1 0									
Allen 6 0 6 0 0 38										* KICKOFF RETURNS										No. Yds Avg Long TD									
Ekeler 6 3 3 0 0 36										King 22 522										23.7 40 0 0									
Sturgis 0 0 0 0 9/15 9/13 0 36										J.J. Jones TM 3 69										23.0 33 0 0									
Ty. Williams 5 0 5 0 0 30										Allen 1 25										25.0 25 0 0									
Gates 2 0 2 0 0 16										Benjamin 1 17										17.0 17 0 0									
Jackson 2 2 0 0 0 12										James 1 20										20.0 20 0 0									
King 2 0 0 2 0 12										TEAM 28 653										23.3									

* PASSING	Att	Cmp	Yds	Cmp%	Yds/Att	TD	TD%	Int	Int%	Long	Sack/Lost	Rating
Rivers	508	347	4308	68.3	8.48	32	6.3	12	2.4	75t	32/ 204	105.5
Smith	4	1	8	25.0	2.00	0	0.0	0	0.0	8	1/ 16	39.6
Allen	0	0	0	---	---	0	---	0	---	---	1/ 7	---
TEAM	512	348	4316	68.0	8.43	32	6.3	12	2.3	75t	34/ 227	104.9
OPPONENTS	548	351	3886	64.1	7.09	23	4.2	13	2.4	82t	38/ 240	89.1

WON 7, LOST 9										* RUSHING										No.	Yds	Avg	Long	TD
09/09 W 27-20		Tennessee		65,184	Gore	156	722	4.6	39	0														
09/16 W 20-12		at N.Y. Jets		77,982	Drake	120	535	4.5	54t	4														
09/23 W 28-20		Oakland		65,667	Ballage	36	191	5.3	75t	1														
09/30 L 7-38		at New England		65,878	Tannehill	32	145	4.5	20	0														
10/07 L 17-27		at Cincinnati		52,708	Bolden	8	91	11.4	54t	2														
10/14 W 31-28 OT		Chicago		65,791	Osweiler	8	21	2.6	7	0														
10/21 L 21-32		Detroit		65,265	Wilson	8	16	2.0	5	0														
10/25 L 23-42		at Houston		71,726	Carroo	1	14	14.0	14	0														
11/04 W 13- 6		N.Y. Jets		65,533	Grant	1	5	5.0	5	0														
11/11 L 12-31		at Green Bay		78,076	Amendola	1	-2	-2.0	-2	0														
11/25 L 24-27		at Indianapolis		57,069	TEAM	371	1738	4.7	75t	7														
12/02 W 21-17		Buffalo		65,155	OPPONENTS	485	2325	4.8	71	17														
12/09 W 34-33		New England		66,087	* RECEIVING	No.	Yds	Avg	Long	TD														
12/16 L 17-41		at Minnesota		66,841	Amendola	59	575	9.7	39	1														
12/23 L 7-17		Jacksonville		65,798	Drake	53	477	9.0	52t	5														
12/30 L 17-42		at Buffalo		67,420	Stills	37	553	14.9	75t	6														
		Miami		Opp.	Wilson	26	393	15.0	75t	4														
TOTAL FIRST DOWNS		252		350	Parker	24	309	12.9	46	1														
Rushing		75		116	Gesicki	22	202	9.2	27	0														
Passing		153		195	Grant	21	268	12.8	52t	2														
Penalty		24		39	Gore	12	124	10.3	24	1														
3rd Down: Made/Att		56/186		84/196	Ballage	9	56	6.2	31	0														
3rd Down Pct.		30.1		42.9	O'Leary	8	86	10.8	19	1														
4th Down: Made/Att		8/13		6/15	Butler LG	6	60	10.0	23t	1														
4th Down Pct.		61.5		40.0	Butler TM	6	60	10.0	23t	1														
POSSESSION AVG.		27:49		32:11	Smythe	6	50	8.3	21	0														
TOTAL NET YARDS		4638		6257	Derby	3	48	16.0	19t	1														
Avg. Per Game		289.9		391.1	Bolden	3	13	4.3	9	1														
Total Plays		878		1024	Carroo	2	94	47.0	74t	1														
Avg. Per Play		5.3		6.1	Tannehill	1	3	3.0	3t	1														
NET YARDS RUSHING		1738		2325	TEAM	292	3309	11.3	75t	26														
Avg. Per Game		108.6		145.3	OPPONENTS	335	4141	12.4	73t	31														
Total Rushes		371		485	* INTERCEPTIONS	No.	Yds	Avg	Long	TD														
NET YARDS PASSING		2900		3932	Howard	7	52	7.4	39	0														
Avg. Per Game</																								

* PASSING	Att	Cmp	Yds	Cmp%	Yds/Att	TD	TD%	Int	Int%	Long	Sack/Lost	Rating
Tannehill	274	176	1979	64.2	7.22	17	6.2	9	3.3	75t	35/ 279	92.7
Osweller	178	113	1247	63.5	7.01	6	3.4	4	2.2	75t	17/ 130	86.0
Amendola	1	1	28	100.0	28.00	1	100.0	0	0.0	28t	0/ 0	158.3
Stills	1	1	3	100.0	3.00	1	100.0	0	0.0	3t	0/ 0	118.8
Wilson	1	1	52	100.0	52.00	1	100.0	0	0.0	52t	0/ 0	158.3
TEAM	455	292	3309	64.2	7.27	26	5.7	13	2.9	75t	52/ 409	93.0
OPPONENTS	508	335	4141	65.9	8.15	31	6.1	21	4.1	73t	31/ 209	94.1



WON 11, LOST 5										* RUSHING										No.	Yds	Avg	Long	TD
09/09 W 27-20		Houston						65,878	Michel					209	931	4.5	34t	6						
09/16 L 20-31		at Jacksonville						68,527	White					94	425	4.5	27t	5						
09/23 L 10-26		at Detroit						61,769	C. Patterson					42	228	5.4	27	1						
09/30 W 38- 7		Miami						65,878	Burkhead					57	186	3.3	12	0						
10/04 W 38-24		Indianapolis						65,878	Edelman					9	107	11.9	20	0						
10/14 W 43-40		Kansas City						65,878	Barner	TM				19	71	3.7	11	0						
10/21 W 38-31		at Chicago						62,389	Brady					23	35	1.5	10	2						
10/29 W 25- 6		at Buffalo						70,109	Dorsett					4	29	7.3	17	0						
11/04 W 31-17		Green Bay						65,878	Hill					4	25	6.3	11	0						
11/11 L 10-34		at Tennessee						69,363	Develin					6	8	1.3	2t	4						
11/25 W 27-13		at N.Y. Jets						77,982	Hoyer					11	-8	-1.7	2	0						
12/02 W 24-10		Minnesota						65,878	TEAM					478	2037	4.3	34t	18						
12/09 L 33-34		at Miami						66,087	OPPONENTS					367	1803	4.9	54t	7						
12/16 L 10-17		at Pittsburgh						65,280	* RECEIVING				No.	Yds	Avg	Long	TD							
12/23 W 24-12		Buffalo						65,878	White				87	751	8.6	42	7							
12/30 W 38- 3		N.Y. Jets						65,878	Edelman				74	850	11.5	36	6							
		N.E.	Opp.						Gronkowski				47	682	14.5	42	3							
TOTAL FIRST DOWNS		365		322					Gordon	LG			41	737	18.0	55t	4							
Rushing		131		93					Gordon	TM			40	720	18.0	55t	3							
Passing		206		208					Hogan				35	532	15.2	63t	3							
Penalty		28		21					Dorsett				32	290	9.1	20	3							
3rd Down: Made/Att		82/201		76/197					C. Patterson				21	247	11.8	55t	3							
3rd Down Pct.		40.8		38.6					Burkhead				14	131	9.4	25	1							
4th Down: Made/Att		7/14		6/16					Develin				12	61	5.1	11	0							
4th Down Pct.		50.0		37.5					Michel				7	50	7.1	13	0							
POSSESSION AVG.		31:05		28:55					J. Hollister				4	52	13.0	23	0							
TOTAL NET YARDS		6295		5746					D. Allen				3	27	9.0	21	0							
Avg. Per Game		393.4		359.1					Brady				1	6	6.0	6	0							
Total Plays		1073		1002					Hill				1	6	6.0	6	0							
Avg. Per Play		5.9		5.7					TEAM				378	4405	11.7	63t	29							
NET YARDS RUSHING		2037		1803					OPPONENTS				370	4181	11.3	75t	29							
Avg. Per Game		127.3		112.7					* INTERCEPTIONS			No.	Yds	Avg	Long	TD								
Total Rushes		478		367					Harmon				4	0	0.0	0	0							
NET YARDS PASSING		4258		3943					J. Jones				3	34	11.3	28	0							
Avg. Per Game		266.1		246.																				

* PASSING	Att	Cmp	Yds	Cmp%	Yds/Att	TD	TD%	Int	Int%	Long	Sack/Lost	Rating
Brady	570	375	4355	65.8	7.64	29	5.1	11	1.9	63t	21/ 147	97.7
Edelman	2	2	43	100.0	21.50	0	0.0	0	0.0	37	0/ 0	118.8
Hoyer	2	1	7	50.0	3.50	0	0.0	0	0.0	7	0/ 0	58.3
TEAM	574	378	4405	65.9	7.67	29	5.1	11	1.9	63t	21/ 147	97.8
OPPONENTS	605	370	4181	61.2	6.91	29	4.8	18	3.0	75t	30/ 238	85.4

---

WON 4, LOST 12

WON 4, LOST 12										* RUSHING										No.	Yds	Avg	Long	TD			
09/10 W 48-17 at Detroit										61,352 Crowell										143	685	4.8	77t	6			
09/16 L 12-20 Miami										77,982 B. Powell										80	343	4.3	38	0			
09/20 L 17-21 at Cleveland										67,431 McGuire										92	276	3.0	34	3			
09/30 L 12-31 at Jacksonville										65,353 Darnold										44	138	3.1	28	1			
10/07 W 34-16 Denver										77,982 Cannon										38	113	3.0	21	1			
10/14 W 42-34 Indianapolis										77,982 McCown										5	32	6.4	12	0			
10/21 L 17-37 Minnesota										77,982 A. Roberts										2	20	10.0	18	0			
10/28 L 10-24 at Chicago										61,397 Henderson										2	19	9.5	13	0			
11/04 L 6-13 at Miami										65,533 Miles										1	4	4.0	4	0			
11/11 L 10-41 Buffalo										77,982 Enunwa										1	0	0.0	0	0			
11/25 L 13-27 New England										77,982 J. Jones LG										1	0	0.0	0	0			
12/02 L 22-26 at Tennessee										60,904 R. Anderson										2	-8	-4.0	1	0			
12/09 W 27-23 at Buffalo										59,119 TEAM										410	1622	4.0	77t	11			
12/15 L 22-29 Houston										77,982 OPPONENTS										440	2021	4.6	38t	16			
12/23 L 38-44 OT Green Bay										77,982 * RECEIVING										No.	Yds	Avg	Long	TD			
12/30 L 3-38 at New England										65,878 R. Anderson										50	752	15.0	76t	6			
NY-J										Opp. Herndon										39	502	12.9	32t	4			
TOTAL FIRST DOWNS										258 343 Enunwa										38	449	11.8	42	1			
Rushing										84 104 Kearse										37	371	10.0	29	1			
Passing										157 201 Crowell										21	152	7.2	21	0			
Penalty										17 38 McGuire										19	193	10.2	20t	1			
3rd Down: Made/Att										69/214 72/213 Cannon										17	144	8.5	35	0			
3rd Down Pct.										32.2 33.8 Pryor TM										14	235	16.8	44	2			
4th Down: Made/Att										11/22 9/14 Leggett										14	114	8.1	16	1			
4th Down Pct.										50.0 64.3 B. Powell										11	110	10.0	28t	1			
POSSESSION AVG.										29:04 30:56 Burnett										10	143	14.3	29	0			
TOTAL NET YARDS										4787 6086 A. Roberts										10	79	7.9	20	1			
Avg. Per Game										299.2 380.4 Tomlinson										8	72	9.0	24	0			
Total Plays										971 1061 Sterling										6	47	7.8	12	0			
Avg. Per Play										4.9 5.7 Matthews LG										5	24	4.8	7	0			
NET YARDS RUSHING										1622 2021 Matthews TM										2	13	6.5	7	0			
Avg. Per Game										101.4 126.3 Peake										2	25	12.5	14	0			
Total Rushes										410 440 J. Jones LG										1	3	3.0	3	0			
NET YARDS PASSING										3165 4065 J. Jones TM										1	3	3.0	3	0			
Avg. Per Game										197.8 254.1 TEAM										299	3404	11.4	76t	18			
Sacked/Yards Lost										37/239 39/293 OPPONENTS										367	4358	11.9	70t	29			
Gross Yards										3404 4358 * INTERCEPTIONS										No.	Yds	Avg	Long	TD			
Att./Completions										524/299 582/367 Johnson										4	38	9.5	31t	1			
Completion Pct.										57.1 63.1 Lee										3	82	27.3	36t	1			
Had Intercepted										19 13 Claiborne										2	17	8.5	17t	1			
PUNTS/AVERAGE										82/45.9 79/43.2 Maye										1	104	104.0	104	0			
NET PUNTING AVG.										82/40.8 79/37.8 Adams										1	38	38.0	38	0			
PENALTIES/YARDS										114/948 95/817 Williamson										1	36	36.0	36	0			
FUMBLES/BALL LOST										24/11 20/7 D. Roberts										1	3	3.0	3	0			
TOUCHDOWNS										34 49 TEAM										13	318	24.5	104	3			
Rushing										11 16 OPPONENTS										19	271	14.3	52	2			
Passing										18 29 * PUNTING										No.	Yds	Avg	Net	TB	In	Lg	B
Returns										5 4 Edwards										82	3763	45.9	40.8	5	23	67	0
* SCORE BY PERIODS										Q1 Q2 Q3 Q4 OT PTS TEAM										82	3763	45.9	40.8	5	23	67	0
TEAM										57 106 92 78 0 333 OPPONENTS										79	3409	43.2	37.8	5	35	66	1
OPPONENTS										90 123 88 134 6 441 * PUNT RETURNS										Ret	FC	Yds	Avg	Long	TD		
* SCORING										TD-Ru-Pa-Rt K-PAT FG S PTS A. Roberts										23	27	324	14.1	78t	1		
Myers										0 0 0 0 30/33 33/36 0 129 J. Jones LG										5	2	24	4.8	11	0		
R. Anderson										6 0 6 0 0 36 Matthews LG										4	0	38	9.5	18	0		
Crowell										6 6 0 0 0 36 Brooks										1	0	0	0.0	0	0		
Herndon										4 0 4 0 0 24 Herndon										1	0	0	0.0	0	0		
McGuire										4 3 1 0 0 24 Cannon										0	1	0	---	---	0		
A. Roberts										3 0 1 2 0 18 TEAM										25	28	324	13.0	78t	1		
Pryor TM										2 0 2 0 0 12 OPPONENTS										42	15	318	7.6	22	0		
Cannon										1 1 0 0 0 6 * KICKOFF RETURNS										No.	Yds	Avg	Long	TD			
Claiborne										1 0 0 1 0 6 A. Roberts										40	1174	29.4	99t	1			
Darnold										1 1 0 0 0 6 J. Jones LG										3	69	23.0	33	0			
Enunwa										1 0 1 0 0 6 Herndon										2	21	10.5	11	0			
Johnson										1 0 0 1 0 6 R. Anderson										1	13	13.0	13	0			
Kearse										1 0 1 0 0 6 Cannon										1	20	20.0	20	0			
Lee										1 0 0 1 0 6 Kaufusi										1	0	0.0	0	0			
Leggett										1 0 1 0 0 6 Tomlinson										1	10	10.0	10	0			
B. Powell										1 0 1 0 0 6 TEAM										46	1238	26.9	99t	1			
TEAM										34 11 18 5 30/33 33/36 0 333 OPPONENTS										23	539	23.4	37	0			
OPPONENTS										49 16 29 4 42/44 33/39 1 441 * FIELD GOALS										1-19	20	29	30-39	40-49	50+		
2-Pt Conv: TM 0-1, OPP 2-4										Myers										0/ 0	4/ 4	13/14	10/11	6/ 7			
SACKS: H. Anderson 7, Jenkins 7, Copeland 5,										TEAM										0/ 0	4/ 4	13/14	10/11	6/ 7			
Williams 5, Adams 3.5, Luvu 3, Williamson 3,										OPPONENTS										0/ 0	10/10	13/13	7/11	3/ 5			
Attaochu 2, Hewitt 1.5, Pierre-Louis 1,										Myers: (35G,32G)(55G,41G)(28G)(27G,38G)(30N,49G,																	
Vaeao LG 1, Maye 0.5, Skrine 0.5, TM 39,										30G)(30G,48G,32G,37G,45G,37G,45G)(55G)(42G)(48G,																	
OPP 37										50N,56G)(55G)(55G,38G)(54G,34G,43G,39G,39G)(47G,																	
FUM/LOST: Darnold 5/2, A. Roberts 3/1,										21G)(26G)(45N,33G)(40G)																	
R. Anderson 2/2, Enunwa 2/1, Herndon 2/0,										OPP: (55N,21G,44N)()(45G,27G)(32G,22G,54G)(30G)																	
J. Jones(LG) 2/1, McGuire 2/2,										(21G,31G)(26G,42N,22G,43G)(40N,32G)(43G,27G)																	
B. Powell 2/1, Brooks 1/0, Edwards 1/0,										(54G,31G)(34G,32G)(24G,33G)(31G,49B,29G,54N,36G)																	
Henderson 1/1, Johnson 1/1, Long 1/0,										(41G,32G,53G,49G,40G)(42G,29G,38G)(38G)																	
Miles 1/0																											
* PASSING										Att Cmp Yds Cmp% Yds/Att TD										TD% Int Int% Long Sack/Lost Rating							
Darnold										414 239 2865 57.7 6.92 17										4.1 15 3.6 76t 30/ 204 77.6							
McCown										110 60 539 54.5 4.90 1										0.9 4 3.6 41 7/ 35 55.8							
TEAM										524 299 3404 57.1 6.50 18										3.4 19 3.6 76t 37/ 239 73.0							
OPPONENTS										582 367 4358 63.1 7.49 29										5.0 13 2.2 70t 39/ 293 93.1							

## OAKLAND RAIDERS / WEEK 17 / THROUGH SUNDAY, DECEMBER 30, 2018

WON 4, LOST 12										* RUSHING										No.	Yds	Avg	Long	TD				
09/10	L	13-33	L.A. Rams	53,857	Martin	172	723	4.2	29	4																		
09/16	L	19-20	at Denver	76,696	Lynch	90	376	4.2	52	3																		
09/23	L	20-28	at Miami	65,667	Richard	55	259	4.7	30	1																		
09/30	W	45-42 OT	Cleveland	53,387	Washington	30	115	3.8	13	0																		
10/07	L	10-26	at L.A. Chargers	25,362	Peterman LG	10	50	5.0	24	1																		
10/14	L	3-27	Seattle	84,922	Carr	24	47	2.0	15	1																		
10/28	L	28-42	Indianapolis	54,372	Townsend	1	42	42.0	42	0																		
11/01	L	3-34	at San Francisco	69,592	Bryant	3	23	7.7	17	0																		
11/11	L	6-20	L.A. Chargers	54,750	Waller LG	1	21	21.0	21	0																		
11/18	W	23-21	at Arizona	62,435	Waller TM	1	21	21.0	21	0																		
11/25	L	17-34	at Baltimore	70,035	D. Harris	2	12	6.0	13	0																		
12/02	L	33-40	Kansas City	54,255	Cooper TM	1	9	9.0	9	0																		
12/09	W	24-21	Pittsburgh	53,960	Roberts	3	5	1.7	11	0																		
12/16	L	16-30	at Cincinnati	44,568	K. Smith	1	0	0.0	0	0																		
12/24	W	27-14	Denver	53,850	McCarron	3	-2	-7.0	0	0																		
12/30	L	3-35	at Kansas City	77,550	J. Nelson	1	-2	-2.0	-2	0																		
			Oak.		Opp.		TEAM	387	1628	4.2	52	9																
TOTAL FIRST DOWNS										300	317	OPPONENTS	480	2249	4.7	63t	16											
Rushing										86	108	* RECEIVING	No.	Yds	Avg	Long	TD											
Passing										197	178	Cook	68	896	13.2	45	6											
Penalty										17	31	Richard	68	607	8.9	32	0											
3rd Down: Made/Att										73/197	93/201	J. Nelson	63	739	11.7	66	3											
3rd Down Pct.										37.1	46.3	Roberts	45	494	11.0	44	2											
4th Down: Made/Att										7/16	8/12	Cooper TM	22	280	12.7	36	1											
4th Down Pct.										43.8	66.7	Bryant	19	266	14.0	47	0											
POSSESSION AVG.										30:43	29:17	Martin	18	116	6.4	23	0											
TOTAL NET YARDS										5379	6102	Ateman	15	154	10.3	32	1											
Avg. Per Game										336.2	381.4	Lynch	15	84	5.6	17	0											
Total Plays										995	973	LaFell	12	135	11.3	24	2											
Avg. Per Play										5.4	6.3	L. Smith	10	73	7.3	30	3											
NET YARDS RUSHING										1628	2249	Carrier	7	67	9.6	23	1											
Avg. Per Game										101.8	140.6	Waller LG	6	75	12.5	44	0											
Total Rushes										387	480	Waller TM	6	75	12.5	44	0											
NET YARDS PASSING										3751	3853	D. Harris	6	40	6.7	13	0											
Avg. Per Game										234.4	240.8	K. Smith	5	23	4.6	8	0											
Sacked/Yards Lost										52/306	13/80	Washington	1	9	9.0	9	0											
Gross Yards										4057	3933	Hatcher LG	1	8	8.0	8	0											
Att./Completions										556/382	480/299	Hatcher TM	1	8	8.0	8	0											
Completion Pct.										68.7	62.3	Carr	1	-9	-9.0	-9	0											
Had Intercepted										10	14	TEAM	382	4057	10.6	66	19											
PUNTS/AVERAGE										70/43.2	60/47.5	OPPONENTS	299	3933	13.2	89t	36											
NET PUNTING AVG.										70/38.3	60/40.3	* INTERCEPTIONS	No.	Yds	Avg	Long	TD											
PENALTIES/YARDS										110/965	117/991	Conley	3	64	21.3	36t	1											
FUMBLES/BALL LOST										24/14	10/3	Gilchrist	3	2	0.7	2	0											
TOUCHDOWNS										30	56	E. Harris	2	22	11.0	21	0											
Rushing										9	16	R. Nelson	2	0	0.0	0	0											
Passing										19	36	Benwikere LG	1	21	21.0	21	0											
Returns										2	4	Worley	1	16	16.0	16	0											
* SCORE BY PERIODS										Q1	Q2	Q3	Q4	OT	PTS	Melvin	1	15	15.0	15	0							
TEAM										58	82	63	84	3	290	Joseph	1	5	5.0	5	0							
OPPONENTS										85	124	108	150	0	467	Whitehead	1	0	0.0	0	0							
* SCORING										TD-Ru-Pa-Rt	K-PAT	FG	S	PTS	TEAM	14	124	8.9	36t	1								
Carlson LG										0	0	0	24/24	17/21	0	75	OPPONENTS	10	275	27.5	67	2						
Carlson TM										0	0	0	18/18	16/17	0	66	* PUNTING	No.	Yds	Avg	Net	TB	In	Lg	B			
Cook										6	0	6	0	0	0	36	Townsend	70	3022	43.2	38.3	5	17	64	0			
Martin										4	4	0	0	0	0	24	TEAM	70	3022	43.2	38.3	5	17	64	0			
Nugent										0	0	0	4/ 5	6/ 6	0	22	OPPONENTS	60	2850	47.5	40.3	7	22	66	0			
McCrane TM										0	0	0	5/ 5	5/ 9	0	20	* PUNT RETURNS	Ret	FC	Yds	Avg	Long	TD					
J. Nelson										3	0	3	0	0	0	20	D. Harris	20	15	281	14.1	99t	1					
Lynch										3	3	0	0	0	0	18	J. Nelson	2	2	7	3.5	7	0					
L. Smith										3	0	3	0	0	0	18	Richard	2	2	3	1.5	3	0					
LaFell										2	0	2	0	0	0	12	Rodgers-Cromarti	1	0	0	0.0	0	0					
Roberts										2	0	2	0	0	0	12	TEAM	25	19	291	11.6	99t	1					
Ateman										1	0	1	0	0	0	6	OPPONENTS	28	22	241	8.6	70t	1					
Carr										1	1	0	0	0	0	6	* KICKOFF RETURNS	No.	Yds	Avg	Long	TD						
Carrier										1	0	1	0	0	0	6	D. Harris	29	663	22.9	34	0						
Conley										1	0	0	1	0	0	6	TEAM	29	663	22.9	34	0						
Cooper TM										1	0	1	0	0	0	6	OPPONENTS	39	922	23.6	77	0						
D. Harris										1	0	0	1	0	0	6	* FIELD GOALS	1-19	20-29	30-39	40-49	50+						
Peterman LG										1	1	0	0	0	0	6	Carlson LG	0/ 0	2/ 2	3/ 4	9/12	3/ 3						
Richard										1	1	0	0	0	0	6	Carlson TM	0/ 0	2/ 2	3/ 3	8/ 9	3/ 3						
TEAM										30	9	19	2	27/28	27/32	0	290	McCrane TM	0/ 0	3/ 3	0/ 0	2/ 4	0/ 2					
OPPONENTS										56	16	36	4	50/52	25/30	0	467	Nugent	0/ 0	3/ 3	0/ 0	2/ 2	1/ 1					
2-Pt Conv: J. Nelson, TM 1-2, OPP 3-4																				TEAM				0/ 0	8/ 8	3/ 3	12/15	4/ 6
SACKS: Hurst 4, Irvin TM 3, Joseph 2,																				OPPONENTS				0/ 0	13/13	6/ 7	4/ 7	2/ 3
C. McDonald 2, Key 1, Morrow 1, Benwikere																				Carlson, Min.-Oak.: ( ) (48G) (48N,49N,35N) ( ) ( ) ( ) ( )								
LG 0.5, TM 13, OPP 52 FUM/LOST: Carr 12/7,																				( ) ( ) (37G,45N) (46G,30G) (49G,21G,35G) (42G) (50G,								
Martin 3/3, Richard 3/2, D. Harris 2/0,																				44G) (44G) (50G,27G,40G) (43G,45G) (50G)								
Bryant 1/1, McCarron 1/0, J. Nelson 1/0,																				Carlson, Oak.: ( ) ( ) ( ) ( ) ( ) ( ) (37G,45N) (46G,30G)								
Washington 1/1																				(49G,21G,35G) (42G) (50G,44G) (44G) (50G,27G,40G)								
																				(43G,45G) (50G)								
																				Nugent: (24G,48G) (26G,46G) (25G,52G) ( ) ( ) ( ) ( ) ( ) ( )								
																				( ) ( ) ( ) ( ) ( ) ( )								
																				TM: (24G,48G) (26G,46G) (25G,52G) (47N,29G,44G,50N,								
																				29G) (24G,57N) (48N,43G) ( ) (37G,45N) (46G,30G) (49G,								
																				21G,35G) (42G) (50G,44G) (44G) (50G,27G,40G) (43G,								
																				45G) (50G)								
																				OPP: (46N,20G,28G,55G,20G) (39G,36G) ( ) (25G,28G)								
																				(49G,48N,30G) (44G,26G) (26G,25G) (39G,25G) (27G,								
																				41G) ( ) (47G,28G) (29G,50G) (39N,40N) (34G,38G,23G)								
																				(58N) ( )								

* PASSING																	
Carr		553	381	4049	68.9	7.32	19	3.4	10	1.8	66	51/	299	93.9			
Peterman	LG	81	44	296	54.3	3.65	1	1.2	7	8.6	26	7/	34	30.7			
McCarron		3	1	8	33.3	2.67	0	0.0	0	0.0	8	1/	7	42.4			
TEAM		556	382	4057	68.7	7.30	19	3.4	10	1.8	66	52/	306	93.6			
OPPONENTS		480	299	3933	62.3	8.19	36	7.5	14	2.9	89t	13/	80	101.0			



**PITTSBURGH STEELERS / WEEK 17 / THROUGH SUNDAY, DECEMBER 30, 2018**

WON 9, LOST 6, TIED 1										* RUSHING										No.	Yds	Avg	Long	TD
09/09 T 21-21 OT	at Cleveland	67,431	Conner	215	973	4.5	30	12																
09/16 L 37-42	Kansas City	63,956	Samuels	56	256	4.6	25	0																
09/24 W 30-27	at Tampa Bay	62,571	Roethlisberger	31	98	3.2	18	3																
09/30 L 14-26	Baltimore	62,030	Ridley	29	80	2.8	12	1																
10/07 W 41-17	Atlanta	64,781	Switzer	6	21	3.5	8	0																
10/14 W 28-21	at Cincinnati	60,594	Smith-Schuster	1	13	13.0	13	0																
10/28 W 33-18	Cleveland	63,780	Dobbs	4	11	2.8	10	0																
11/04 W 23-16	at Baltimore	70,997	Nix	1	4	4.0	4	0																
11/08 W 52-21	Carolina	62,881	Rogers	1	-4	-4.0	-4	0																
11/18 W 20-16	at Jacksonville	67,683	Heyward-Bey	1	-7	-7.0	-7	0																
11/25 L 17-24	at Denver	76,536	TEAM	345	1445	4.2	30	16																
12/02 L 30-33	L.A. Chargers	61,069	OPPONENTS	369	1538	4.2	51	13																
12/09 L 21-24	at Oakland	53,960	* RECEIVING	No.	Yds	Avg	Long	TD																
12/16 W 17-10	New England	65,280	Smith-Schuster	111	1426	12.8	97t	7																
12/23 L 28-31	at New Orleans	73,086	Brown	104	1297	12.5	78t	15																
12/30 W 16-13	Cincinnati	63,874	Conner	55	497	9.0	29	1																
	Pitt.	Opp.	McDonald	50	610	12.2	75t	4																
TOTAL FIRST DOWNS										378	317	Switzer	36	253	7.0	24	1							
Rushing										88	84	James	30	423	14.1	51	2							
Passing										251	200	Samuels	26	199	7.7	23	3							
Penalty										39	33	Washington	16	217	13.6	47	1							
3rd Down: Made/Att										88/198	72/197	Rogers	12	79	6.6	17	0							
3rd Down Pct.										44.4	36.5	Grimble	6	86	14.3	23	0							
4th Down: Made/Att										9/14	7/13	Nix	4	38	9.5	19	0							
4th Down Pct.										64.3	53.8	Hunter	3	21	7.0	12	0							
POSSESSION AVG.										30:41	29:19	Ridley	3	18	6.0	10	0							
TOTAL NET YARDS										6453	5235	Heyward-Bey	1	9	9.0	9	0							
Avg. Per Game										403.3	327.2	Villanueva	1	2	2.0	2t	1							
Total Plays										1058	987	Roethlisberger	1	-1	-1.0	-1	0							
Avg. Per Play										6.1	5.3	TEAM	459	5174	11.3	97t	35							
NET YARDS RUSHING										1445	1538	OPPONENTS	362	4044	11.2	71	27							
Avg. Per Game										90.3	96.1	* INTERCEPTIONS	No.	Yds	Avg	Long	TD							
Total Rushes										345	369	Haden	2	0	0.0	0	0							
NET YARDS PASSING										5008	3697	Te. Edmunds	1	35	35.0	35	0							
Avg. Per Game										313.0	231.1	Davis	1	27	27.0	27	0							
Sacked/Yards Lost										24/166	52/347	Williams	1	17	17.0	17t	1							
Gross Yards										5174	4044	Dupree	1	10	10.0	10t	1							
Att./Completions										689/459	566/362	Hilton	1	0	0.0	0	0							
Completion Pct.										66.6	64.0	Sutton	1	0	0.0	0	0							
Had Intercepted										17	8	TEAM	8	89	11.1	35	2							
PUNTS/AVERAGE										64/43.4	82/44.0	OPPONENTS	17	147	8.6	58t	1							
NET PUNTING AVG.										64/38.4	82/39.5	* PUNTING	No.	Yds	Avg	Net	TB	In	Lg	B				
PENALTIES/YARDS										111/1026	136/1170	Berry	63	2753	43.7	38.8	4	28	69	0				
FUMBLES/BALL LOST										21/9	16/7	Roethlisberger	1	27	27.0	9.0	0	0	27	0				
TOUCHDOWNS										54	42	TEAM	64	2780	43.4	38.4	4	28	69	0				
Rushing										16	13	OPPONENTS	82	3610	44.0	39.5	6	28	64	1				
Passing										35	27	* PUNT RETURNS	Ret	FC	Yds	Avg	Long	TD						
Returns										3	2	Switzer	30	26	252	8.4	23	0						
* SCORE BY PERIODS										Q1	Q2	Q3	Q4	OT	PTS	Samuels	1	0	0	0.0	0	0		
TEAM										70	166	101	91	0	428	TEAM	31	26	252	8.1	23	0		
OPPONENTS										96	69	72	123	0	360	OPPONENTS	17	25	245	14.4	73t	1		
* SCORING										TD-Ru-Pa-Rt	K-PAT	FG	S	PTS	* KICKOFF RETURNS	No.	Yds	Avg	Long	TD				
Brown										15	0	15	0	0	90	Switzer	30	607	20.2	35	0			
Boswell										0	0	0	0	43/48	13/20	0	82	Nix	1	12	12.0	12	0	
Conner										13	12	1	0	0	82	Samuels	1	0	0.0	0	0			
Smith-Schuster										7	0	7	0	0	44	TEAM	32	619	19.3	35	0			
McCrane LG										0	0	0	0	9/ 9	8/12	0	33	OPPONENTS	35	727	20.8	51	0	
McCrane TM										0	0	0	0	1/ 1	3/ 3	0	10	* FIELD GOALS	1-19	20-29	30-39	40-49	50+	
McDonald										4	0	4	0	0	24	Boswell	0/ 0	3/ 3	4/ 6	5/10	1/ 1			
Roethlisberger										3	3	0	0	0	18	McCrane LG	0/ 0	3/ 3	2/ 2	3/ 5	0/ 2			
Samuels										3	0	3	0	0	18	McCrane TM	0/ 0	0/ 0	2/ 2	1/ 1	0/ 0			
James										2	0	2	0	0	12	TEAM	0/ 0	3/ 3	6/ 8	6/11	1/ 1			
Dupree										1	0	0	1	0	6	OPPONENTS	0/ 0	6/ 6	6/ 6	10/12	0/ 2			
Fort										1	0	0	1	0	6	Boswell: (42N)(49N)(38G,47N)(34G,39G)( ) (21G,24G)								
Ridley										1	1	0	0	0	6	(42G)(29G)(50G)( ) (48B,41G)(48G)(39N,40N)(32N,								
Switzer										1	0	1	0	0	6	48G)(49G,30G)( )								
Villanueva										1	0	1	0	0	6	McCrane, Oak.-Ariz-Pit.: ( ) ( ) ( ) ( ) (47N,29G,44G,								
Washington										1	0	1	0	0	6	50N,29G)(24G,57N)(48N,43G)( ) ( ) ( ) ( ) ( ) ( ) ( )								
Williams										1	0	0	1	0	6	(39G,47G,35G)								
Burns										0	0	0	0	1	2	McCrane, Pit.: ( ) ( ) ( ) ( ) ( ) ( ) ( ) ( ) ( ) ( ) ( ) ( )								
Rogers										0	0	0	0	0	2	(39G,47G,35G)								
TEAM										54	16	35	3	44/49	16/23	2	428	TM: (42N)(49N)(38G,47N)(34G,39G)( ) (21G,24G)(42G)						
OPPONENTS										42	13	27	2	38/39	22/26	0	360	(29G)(50G)( ) (48B,41G)(48G)(39N,40N)(32N,48G)						
2-Pt Conv: Conner 2, Rogers, Smith-Schuster,																	(49G,30G)(39G,47G,35G)							
TM 4-5, OPP 2-3																	OPP: (43B)( ) (21G,28G)(47G,49G,28G,31G)(47G)( )							
SACKS: Watt 13, Heyward 8, Hargrave 6.5,																	(34G,45G,41N)(23G,23G,37G)( ) (48G,38G,43G)(41G)							
Dupree 5.5, Tuitt 5.5, Williams 4.5,																	(52N,29G)(44G)(33G)(43G,50B)(49G,32G)							
Bostic 2.5, Chickillo 1.5, Te. Edmunds 1, Fort 1, Hilton 1, McCullers 1, (group) 1, TM 52,																								
OPP 24 FUM/LOST: Roethlisberger 7/2, Conner 4/2, McDonald 2/1, Ridley 2/2, Switzer 2/0,																								
Grimble 1/1, Rogers 1/0, Samuels 1/0, Smith-Schuster 1/1																								

* PASSING	Att	Cmp	Yds	Cmp%	Yds/Att	TD	TD%	Int	Int%	Long	Sack/Lost	Rating
Roethlisberger	675	452	5129	67.0	7.60	34	5.0	16	2.4	97t	24/ 166	96.5
Dobbs	12	6	43	50.0	3.58	0	0.0	1	8.3	22	0/ 0	24.0
Boswell	1	1	2	100.0	2.00	1	100.0	0	0.0	2t	0/ 0	118.8
Brown	1	0	0	0.0	0.00	0	0.0	0	0.0	---	0/ 0	39.6
TEAM	689	459	5174	66.6	7.51	35	5.1	17	2.5	97t	24/ 166	95.5
OPPONENTS	566	362	4044	64.0	7.14	27	4.8	8	1.4	71	52/ 347	95.2

ON 9, LOST 7										* RUSHING										No.	Yds	Avg	Long	TD
09/09 L 20-27	at Miami									65,184	Henry					215	1059	4.9	99t	12				
09/16 W 20-17	Houston									62,372	D. Lewis					155	517	3.3	36	1				
09/23 W 9- 6	at Jacksonville									64,015	Mariota					64	357	5.6	27	2				
09/30 W 26-23 OT	Philadelphia									69,013	C. Davis					6	55	9.2	39	0				
10/07 L 12-13	at Buffalo									68,202	Fluellen					4	16	4.0	13	0				
10/14 L 0-21	Baltimore									64,441	Sharpe					1	16	16.0	16	0				
10/21 L 19-20	at L.A. Chargers									84,301	McNichols LG					2	4	2.0	7	0				
11/05 W 28-14	at Dallas									90,466	Jennings					1	2	2.0	2	0				
11/11 W 34-10	New England									69,363	Batson					1	1	1.0	1	0				
11/18 L 10-38	at Indianapolis									57,401	Gabbert					6	0	0.0	1	0				
11/26 L 17-34	at Houston									71,826	Stocker					1	0	0.0	0	0				
12/02 W 26-22	N.Y. Jets									60,904	TEAM					454	2023	4.5	99t	15				
12/06 W 30- 9	Jacksonville									60,344	OPPONENTS					429	1863	4.3	97t	9				
12/16 W 17- 0	at N.Y. Giants									74,538	* RECEIVING					No.	Yds	Avg	Long	TD				
12/22 W 25-16	Washington									60,746	C. Davis					65	891	13.7	51	4				
12/30 L 17-33	Indianapolis									68,978	D. Lewis					59	400	6.8	37	1				
	Tenn.									Opp.	Taylor					37	466	12.6	55	1				
TOTAL FIRST DOWNS									289		Sharpe					26	316	12.2	28	2				
Rushing									106		J. Smith					20	258	12.9	61t	3				
Passing									156		Firkser					19	225	11.8	28	1				
Penalty									27		Stocker					15	165	11.0	31	2				
3rd Down: Made/Att	82/205								75/205		Henry					15	99	6.6	21	0				
3rd Down Pct.	40.0								36.6		Jennings					11	101	9.2	36	0				
4th Down: Made/Att	7/12								11/20		Pruitt		LG			9	102	11.3	27	1				
4th Down Pct.	58.3								55.0		Pruitt		TM			9	102	11.3	27	1				
POSSESSION AVG.	29:28								30:32		Batson					8	82	10.3	26	0				
TOTAL NET YARDS	4998								5334		Walker					4	52	13.0	16	0				
Avg. Per Game	312.4								333.4		Matthews		TM			3	11	3.7	4	0				
Total Plays	938								1001		Cruikshank					1	66	66.0	66t	1				
Avg. Per Play	5.3								5.3		Mariota					1	21	21.0	21	0				
NET YARDS RUSHING	2023								1863		TEAM					293	3255	11.1	66t	16				
Avg. Per Game	126.4								116.4		OPPONENTS					337	3719	11.0	75t	21				
Total Rushes	454																							

* PASSING	Att	Cmp	Yds	Cmp%	Yds/Att	TD	TD%	Int	Int%	Long	Sack/Lost	Rating
Mariota	331	228	2528	68.9	7.64	11	3.3	8	2.4	61t	42/ 243	92.3
Gabbert	101	61	626	60.4	6.40	4	4.0	4	4.0	35	5/ 37	74.9
Henry	3	2	14	66.7	4.67	0	0.0	0	0.0	8	0/ 0	77.1
Byard	1	1	66	100.0	66.00	1	100.0	0	0.0	66t	0/ 0	158.3
Jennings	1	1	21	100.0	21.00	0	0.0	0	0.0	21	0/ 0	118.8
TEAM	437	293	3255	67.0	7.45	16	3.7	12	2.7	66t	47/ 280	89.8
OPPONENTS	533	337	3719	63.2	6.98	21	3.9	11	2.1	75t	39/ 248	88.4

---

WON 3, LOST 13

* PASSING	Att	Cmp	Yds	Cmp%	Yds/Att	TD	TD%	Int	Int%	Long	Sack/Lost	Rating
Rosen	393	217	2278	55.2	5.80	11	2.8	14	3.6	75t	45/ 320	66.7
Bradford	80	50	400	62.5	5.00	2	2.5	4	5.0	35t	6/ 33	62.5
Glennon	21	15	174	71.4	8.29	1	4.8	0	0.0	26	1/ 8	112.0
Fitzgerald	1	1	32	100.0	32.00	1	100.0	0	0.0	32t	0/ 0	158.3
TEAM	495	283	2884	57.2	5.83	15	3.0	18	3.6	75t	52/ 361	69.0
OPPONENTS	506	342	3595	67.6	7.10	21	4.2	7	1.4	64t	49/ 333	96.1

WON 7, LOST 9			* RUSHING
09/06 L 12-18	at Philadelphia	69,696	Coleman
09/16 W 31-24	Carolina	72,528	Smith
09/23 L 37-43 OT	New Orleans	74,457	Hill
09/30 L 36-37	Cincinnati	71,985	Ryan
10/07 L 17-41	at Pittsburgh	64,781	Freeman
10/14 W 34-29	Tampa Bay	72,665	Sanu
10/22 W 23-20	N.Y. Giants	72,756	Ridley
11/04 W 38-14	at Washington	62,386	Langford
11/11 L 16-28	at Cleveland	62,144	J. Jones
11/18 L 19-22	Dallas	74,447	Hall
11/22 L 17-31	at New Orleans	73,017	Schaub
12/02 L 16-26	Baltimore	72,262	TEAM
12/09 L 20-34	at Green Bay	77,329	OPPONENTS
12/16 W 40-14	Arizona	72,084	* RECEIVING
12/23 W 24-10	at Carolina	73,722	J. Jones
12/30 W 34-32	at Tampa Bay	52,884	Hooper

NET YARDS RUSHING	1573	1999	TEAM
Avg. Per Game	98.3	124.9	OPPONENTS
Total Rushes	351	409	* INTERCEPTIONS
NET YARDS PASSING	4653	4153	Kazee
Avg. Per Game	290.8	259.6	Poole
Sacked/Yards Lost	42/296	37/255	D. Jones
Gross Yards	4949	4408	Allen
Att./Completions	617/428	585/398	Crawford
Completion Pct.	69.4	68.0	Oliver
Had Intercepted	7	15	TEAM

* SCORE BY PERIODS	Q1	Q2	Q3	Q4	OT	PTS	TEAM
TEAM	64	141	72	137	0	414	OPPONENTS
OPPONENTS	95	96	88	138	6	423	* KICKOFF RETURN
* SCORING	TD-Ru-Pa-Rt	K-PAT	FG	S	PTS		Hall
Bryant	0	0	0	33/35	20/21	0	93 Hardy
Ridley	10	0	10	0		0	60 Ridley
Coleman	9	4	5	0		0	54 Hill
J. Jones	8	0	8	0		0	48 TEAM

OPPONENTS 32 16 33 3 41/44 22/22 0 423 OPP: (26G)(54G)  
2-Pt Conv: Hooper, Sanu, TM 2-6, OPP 2-7 36G)()(21G,5G)  
SACKS: McKinley 7, Irvin LG 6.5, 48G)()(50G)(36G)  
Irvin TM 3.5, Crawford 6, Jarrett 6, Beasley 5, Poole 3, Camp  
Means 1, Reed 1, Trufant 1, TM 37, OPP 42 FUM/LOST: Ryan 10/5  
Mack 2/1, Ridley 2/1, Sanu 2/1, Hardy 1/0, Hill 1/1, Schaub 1/1

No.	Yds	Avg	Long	TD
113	1677	14.8	58	8
71	660	9.3	36	4
66	838	12.7	44t	4
64	821	12.8	75t	10
32	276	8.6	39t	5
27	152	5.6	20	0
14	133	9.5	19t	2
10	149	14.9	47t	1
9	91	10.1	19	1
6	63	10.5	22	0
5	48	9.6	17	0
5	23	4.6	14	0
3	11	3.7	7	0
1	9	9.0	9	0

s	Avg	Net	TB	In	Lg	B
9	45.5	40.1	3	22	57	2
9	44.0	40.1	3	22	57	2
0	46.1	42.3	4	25	65	1
t	FC	Yds	Avg	Long	TD	
1	23	147	7.4	18	0	
1	1	0	0.0	0	0	
1	24	147	7.0	18	0	
7	21	184	6.8	21	0	

0-29	30-39	40-49	50+
4/ 4	5/ 5	7/ 7	4/ 5
1/ 1	0/ 0	2/ 2	2/ 2
5/ 5	5/ 5	9/ 9	6/ 7
5/ 5	5/ 5	8/ 8	4/ 4

55G, 28G, 32G) (47G) (45G, 53G) (32G) (44G) (53N) (22G, 30G, 50G, 56G) (27G) (40G) (45G) (36G) ( ) (35G) (31G, 37G) (41G, 21G, 45G, 47G) (50G)

D. Jones 1, McClain 1,  
2/0, J. Jones 2/2,  
1/0

Long	Sack/Lost	Rating
75t	42/ 296	108.1
9	0/ 0	74.1
5t	0/ 0	95.8
75t	42/ 296	108.0
58	37/ 255	98.3



WON 7, LOST 9			* RUSHING
09/09 W 16- 8	Dallas	74,532	McCaffrey
09/16 L 24-31	at Atlanta	72,528	Newton
09/23 W 31-21	Cincinnati	72,161	Moore
10/07 W 33-31	N.Y. Giants	74,221	C. Anderson TM
10/14 L 17-23	at Washington	60,482	Samuel
10/21 W 21-17	at Philadelphia	69,696	Barner LG
10/28 W 36-21	Baltimore	73,843	Artis-Payne
11/04 W 42-28	Tampa Bay	73,513	Wright
11/08 L 21-52	at Pittsburgh	62,881	Heinicke
11/18 L 19-20	at Detroit	61,999	Allen
11/25 L 27-30	Seattle	74,002	Cadet
12/02 L 17-24	at Tampa Bay	52,568	Armah
12/09 L 20-26	at Cleveland	59,392	TEAM
12/17 L 9-12	New Orleans	74,188	OPPONENTS
12/23 L 10-24	Atlanta	73,722	* RECEIVING
12/30 W 33-14	at New Orleans	73,028	McCaffrey

POSSESSION AVG.	30:44	29:16	C. Anderson	TM
TOTAL NET YARDS	5972	5651	Byrd	
Avg. Per Game	373.3	353.2	Armah	
Total Plays	1011	948	Cadet	
Avg. Per Play	5.9	6.0	Barner	LG

PUNTS/AVERAGE	61/45.2	64/45.8	Kuechly
NET PUNTING AVG.	61/41.0	64/42.2	Obada
PENALTIES/YARDS	92/818	91/805	TEAM
FUMBLES/BALL LOST	20/6	22/10	OPPONENTS
TOUCHDOWNS	46	46	* PUNTING

* SCORE BY PERIODS	Q1	Q2	Q3	Q4	OT	PTS	* PUNT RETURNS
TEAM	96	128	40	112	0	376	Byrd
OPPONENTS	89	104	83	106	0	382	Barner LG
* SCORING	TD-Ru-Pa-Rt	K-PAT	FG	S	PTS		Barner TM
Catanzaro LG	0	0	0	30/35	16/20	0	78 Moore

Thomas	2	0	2	0	0	12	* FIELD GOALS
Wright	1	0	1	0	0	8	Catanzaro LG
Allen	1	1	0	0	0	6	Catanzaro TM
C. Anderson TM	1	0	1	0	0	6	Gano
Artis-Daume	1	1	0	0	0	6	TEAM

* PASSING	Att	Cmp	Yds	Cmp%	Yds/Att	TD	TD% I
Newton	471	320	3395	67.9	7.21	24	5.1 1
Heinicke	57	35	320	61.4	5.61	1	1.8
Allen	31	20	266	64.5	8.58	2	6.5
Gilbert	3	2	40	66.7	13.33	0	0.0
McCaffrey	1	1	50	100.0	50.00	1	100.0
TEAM	563	378	4071	67.1	7.23	28	5.0 1
OPPONENTS	529	353	4062	66.7	7.68	32	6.0 1

55	788	14.3	82	2
44	549	12.5	27	4
43	447	10.4	33	1
39	494	12.7	53t	5
36	333	9.3	31	2
27	291	10.8	23	4
17	190	11.2	35	2
3	15	5.0	13	0
2	52	26.0	50t	1
1	24	24.0	24t	1
1	8	8.0	8	0
1	5	5.0	5	0
1	5	5.0	5	0
1	3	3.0	3	0
1	3	3.0	3	0
378	4071	10.8	82	28
353	4062	11.5	75t	32

	No.	Yds	Avg	Long	TD
	4	0	0.0	0	0
	3	11	3.7	18	0
	1	39	39.0	39	0
	1	29	29.0	29	0
	1	5	5.0	5	0
	1	2	2.0	2	0
	1	0	0.0	0	0
	1	0	0.0	0	0
	13	86	6.6	39	0
	16	179	11.2	50	1

No.	Yds	Avg	Net	TB	In	Lg	B
61	2759	45.2	41.0	4	24	59	0
61	2759	45.2	41.0	4	24	59	0
64	2928	45.8	42.2	3	25	62	0

Ret	FC	Yds	Avg	Long	TD
11	5	104	9.5	30	0
7	6	29	4.1	13	0
7	6	29	4.1	13	0
6	5	32	5.3	15	0
24	16	165	6.9	30	0
22	24	181	8.2	23	0
No.	Yds	Avg	Long	TD	
10	209	20.9	32	0	
9	220	24.4	37	0	
9	220	24.4	37	0	
5	119	23.8	32	0	
2	34	17.0	22	0	
26	582	22.4	37	0	
17	406	23.9	50	0	

```

1-19 20-29 30-39 40-49 50+
0/ 0 4/ 4 9/10 0/ 3 3/ 3
0/ 0 1/ 1 2/ 2 0/ 0 2/ 2
0/ 0 3/ 3 4/ 5 4/ 4 3/ 4
0/ 0 4/ 4 6/ 7 4/ 4 5/ 6
0/ 0 2/ 2 7/ 8 7/ 8 4/ 5
r.: ( ) (33G, 36G, 44N) ( ) (21G, 28G
N, 59G) (25G, 38G) ( ) (30N, 33G,
) ( ) (50G) (22G, 51G)
) ( ) ( ) ( ) ( ) ( ) ( ) ( ) ( ) (30G,
G)
2G) (47G, 47G, 39G, 63G) (32G) ( )
34N) (26G, 25G, 52N) (37G) ( ) ( ) ( )
( ) (47G, 47G, 39G, 63G) (32G) ( ) (54G
26G, 25G, 52N) (37G) (30G, 34G) ( )
N) (42G, 53G, 36G) (49G, 56G, 29G)
54G, 32G) (33G, 30G, 31G) (35G)
39G) ( )

```

Int%	Long	Sack/Lost	Rating
2.8	82	29/ 213	94.2
5.3	33	2/ 17	60.6
0.0	53t	0/ 0	113.1
0.0	31	1/ 5	109.7
0.0	50t	0/ 0	158.3
2.8	82	32/ 235	92.9
2.5	75t	35/ 215	99.6

WON 12    LOST 4                                  \* BUSHING

WON 12, LOST 4										* RUSHING										No.	Yds	Avg	Long	TD			
09/09 L 23-24	at Green Bay				78,282				Howard				250	935	3.7				42	9							
09/17 W 24-17	Seattle				57,960				Cohen				99	444	4.5				32	3							
09/23 W 16-14	at Arizona				62,163				Trubisky				68	421	6.2				39	3							
09/30 W 48-10	Tampa Bay				61,893				Gabriel				9	61	6.8				20	0							
10/14 L 28-31	OT	at Miami			65,791				A. Miller				6	26	4.3				9	0							
10/21 L 31-38	New England				62,389				Cunningham				11	20	1.8				6	0							
10/28 W 24-10	N.Y. Jets				61,397				Mizzell				9	16	1.8				7	0							
11/04 W 41- 9	at Buffalo				68,749				Robinson				1	9	9.0				9	0							
11/11 W 34-22	Detroit				61,393				Daniel				13	3	0.2				4	0							
11/18 W 25-20	Minnesota				61,651				T. Burton				1	2	2.0				2	0							
11/22 W 23-16	at Detroit				65,684				Hicks				1	1	1.0				1t	1							
12/02 L 27-30	OT	at N.Y. Giants			76,465				TEAM				468	1938	4.1				42	16							
12/09 W 15- 6	L.A. Rams				61,695				OPPONENTS				339	1280	3.8				32	5							
12/16 W 24-17	Green Bay				62,372				* RECEIVING				No.	Yds	Avg				Long	TD							
12/23 W 14- 9	at San Francisco				70,806				Cohen				71	725	10.2				70t	5							
12/30 W 24-10	at Minnesota				66,878				Gabriel				67	688	10.3				54	2							
				Chi.			Opp.				Robinson	55	754	13.7				43	4								
TOTAL FIRST DOWNS										331		278		T. Burton	54	569	10.5				47	6					
Rushing										108		67		A. Miller	33	423	12.8				55	7					
Passing										177		186		Howard	20	145	7.3				18	0					
Penalty										46		25		Bellamy	14	117	8.4				20t	1					
3rd Down: Made/Att										82/200		75/219		Mizzell	8	78	9.8				26	1					
3rd Down Pct.										41.0		34.2		Shaheen	5	48	9.6				23	1					
4th Down: Made/Att										9/15		16/28		White	4	92	23.0				54	0					
4th Down Pct.										60.0		57.1		Wims	4	32	8.0				16	0					
POSSESSION AVG.										31:48		28:12		Braunecker	3	42	14.0				20	0					
TOTAL NET YARDS										5502		4795		Sims	2	9	4.5				9	0					
Avg. Per Game										343.9		299.7		Cunningham	1	9	9.0				9	0					
Total Plays										1013		1004		Daniel	1	8	8.0				8	0					
Avg. Per Play										5.4		4.8		M. Burton	1	6	6.0				6	0					
NET YARDS RUSHING										1938		1280		Sowell	1	2	2.0				2t	1					
Avg. Per Game										121.1		80.0		TEAM	344	3747	10.9				70t	28					
Total Rushes										468		339		OPPONENTS	377	3854	10.2				75t	22					
NET YARDS PASSING										3564		3515		* INTERCEPTIONS	No.	Yds	Avg				Long	TD					
Avg. Per Game										222.8		219.7		Fuller	7	52	7.4				35	0					
Sacked/Yards Lost										33/183		50/339		Jackson	6	81	13.5				41t	2					
Gross Yards										3747		3854		Amukamara	3	58	19.3				49t	1					
Att./Completions										512/344		615/377		Amos	2	27	13.5				26	0					
Completion Pct.										67.2		61.3		Callahan	2	12	6.0				12	0					
Had Intercepted										14		27		Trevathan	2	12	6.0				12	0					
PUNTS/AVERAGE										63/44.3		78/44.2		Mack	1	27	27.0				27t	1					
NET PUNTING AVG.										63/39.7		78/38.2		Smith	1	22	22.0				22	0					
PENALTIES/YARDS										97/796		114/1022		Lynch	1	20	20.0				20	0					
FUMBLES/BALL LOST										23/10		21/9		Floyd	1	19	19.0				19t	1					
TOUCHDOWNS										50		30		McManis	1	0	0.0				0	0					
Rushing										16		5		TEAM	27	330	12.2				49t	5					
Passing										28		22		OPPONENTS	14	189	13.5				48	1					
Returns										6		3		* PUNTING	No.	Yds	Avg				Net	TB	In	Lg	B		
* SCORE BY PERIODS										Q1	Q2	Q3	Q4	OT	PTS	O'Donnell	62	2791	45.0				39.7	7	28	65	1
TEAM										85	138	82	116	0	421	TEAM	63	2791	44.3				39.7	7	28	65	1
OPPONENTS										38	58	66	115	6	283	OPPONENTS	78	3447	44.2				38.2	3	18	65	0
* SCORING										TD-Ru-Pa-Rt	K-PAT	FG	S	PTS	* PUNT RETURNS	Ret	FC	Yds				Avg	Long	TD			
Parkey										0	0	0	42/45	23/30	0	111	Cohen	33	21	411				12.5	44	0	
Howard										9	9	0	0	0	0	54	TEAM	33	21	411				12.5	44	0	
Cohen										8	3	5	0	0	0	48	OPPONENTS	20	20	150				7.5	17	0	
A. Miller										7	0	7	0	0	0	42	* KICKOFF RETURNS	No.	Yds	Avg				Long	TD		
T. Burton										6	0	6	0	0	0	38	Cunningham	8	173	21.6				31	0		
Robinson										4	0	4	0	0	0	24	Mizzell	7	106	15.1				22	0		
Jackson										3	0	0	3	0	0	18	A. Miller	6	139	23.2				31	0		
Trubisky										3	3	0	0	0	0	18	Cohen	2	22	11.0				22	0		
Gabriel										2	0	2	0	0	0	12	TEAM	23	440	19.1				31	0		
Bellamy										1	0	1	0	0	0	8	OPPONENTS	22	548	24.9				95t	1		
Shaheen										1	0	1	0	0	0	8	* FIELD GOALS	1-19	20-29	30-39				40-49	50+		
Amukamara										1	0	0	1	0	0	6	Parkey	0/0	6/6	7/10				9/12	1/2		
Floyd										1	0	0	1	0	0	6	TEAM	0/0	6/6	7/10				9/12	1/2		
Hicks										1	1	0	0	0	0	6	OPPONENTS	0/0	5/5	6/6				9/10	5/5		
Mack										1	0	0	1	0	0	6	Parkey: (26G,33G,32G)(25G)(46N,20G,41G,43G)(50G,										
Mizzell										1	0	1	0	0	0	6	46G)(53N)(46G)(40N,32G)(23G,45G)(41N,34N)(33G,										
Sowell										1	0	1	0	0	0	6	41G,48G)(40G)(36G,21G)(39G,31G,38N)(24G)(29N)										
Goldman										0	0	0	0	0	1	2	(42G) OPP: (42G)(56G)( )(30G)(50G,25G,47G)(37G)										
Kwiatkoski										0	0	0	0	0	0	2	(42G)(41G)(52G)(36G,36G)(20G)(57G,37G,44G)(27G,										
TEAM										50	16	28	6	42/45	23/30	1	421	50G, 40N)(41G,43G,45G)(33G,30G,23G)(45G)									
OPPONENTS										30	5	22	3	22/22	25/26	0	283	2-Pt Conv: Bellamy, T. Burton, Kwiatkoski,									
Shaheen, TM 4-5, OPP 3-8										SACKS: Mack 12.5, Hicks 7.5, Smith 5, Floyd 4, Goldman 3, Lynch 3,																	
Nichols 3, Robertson-Harris 3,										Callahan 2, Trevathan 2, Amos 1, Bush 1, Irving 1, Jackson 1,																	
McManis 1, TM 50, OPP 3										FUM/LOST: Cohen 7/3, Trubisky 6/3, Daniel 4/0, Howard 2/1,																	
T. Burton 1/1, Gabriel 1/1,										A. Miller 1/0, Robinson 1/1																	
* PASSING										Att	Cmp	Yds	Cmp%	Yds/Att	TD	TD%	Int	Int%	Long	Sack/Lost	Rating						
Trubisky										434	289	3223	66.6	7.43	24	5.5	12	2.8	70t	24/ 143	95.4						
Daniel										76	53	515	69.7	6.78	3	3.9	2	2.6	46	9/ 40	90.6						
Cohen										1	1	1	100.0	1.00	1	100.0	0	0	1t	0/ 0	118.8						
A. Miller										1	1	8	100.0	8.00	0	0.0	0	0.0	8	0/ 0	100.0						
TEAM										512	344	3747	67.2	7.32	28	5.5	14	2.7	70t	33/ 183	95.4						
OPPONENTS										615	377	3854	61.3	6.27	22	3.6	27	4.4	75t	50/ 339	72.9						

WON 10, LOST 6 \* RUSHING

* PASSING	Att	Cmp	Yds	Cmp%	Yds/Att	TD	TD%	Int	Int%	Long	Sack/Lost	Rating
Prescott	526	356	3885	67.7	7.39	22	4.2	8	1.5	90t	56/ 347	96.9
Beasley	1	0	0	0.0	0.00	0	0.0	0	0.0	---	0/ 0	39.6
TEAM	527	356	3885	67.6	7.37	22	4.2	8	1.5	90t	56/ 347	96.7
OPPONENTS	542	367	3984	67.7	7.35	22	4.1	9	1.7	53t	39/ 229	95.7

DETROIT LIONS / WEEK 17 / THROUGH SUNDAY, DECEMBER 30, 2018

WON 6, LOST 10					* RUSHING					No.	Yds	Avg	Long	TD	
09/10 L 17-48	N.Y. Jets	61,352	Johnson		118	641	5.4	71	3						
09/16 L 27-30	at San Francisco	70,164	Blount		154	418	2.7	27	5						
09/23 W 26-10	New England	61,769	Zenner		55	265	4.8	29	3						
09/30 L 24-26	at Dallas	90,155	Riddick		40	171	4.3	19	0						
10/07 W 31-23	Green Bay	63,405	Stafford		25	71	2.8	10	0						
10/21 W 32-21	at Miami	65,265	Tate	TM	3	42	14.0	30	0						
10/28 L 14-28	Seattle	65,237	Agnew		1	17	17.0	17	0						
11/04 L 9-24	at Minnesota	66,825	Cassel		2	13	6.5	14	0						
11/11 L 22-34	at Chicago	61,393	Golladay		1	8	8.0	8	0						
11/18 W 20-19	Carolina	61,999	Wilson		1	7	7.0	7	0						
11/22 L 16-23	Chicago	65,684	Powell		1	4	4.0	4	0						
12/02 L 16-30	L.A. Rams	60,974	Ellington LG		1	2	2.0	2	0						
12/09 W 17- 3	at Arizona	62,014	Ellington TM		1	2	2.0	2	0						
12/16 L 13-14	at Buffalo	59,110	Abdullah TM		1	1	1.0	1	0						
12/23 L 9-27	Minnesota	61,641	Bellore		1	0	0.0	0							
12/30 W 31- 0	at Green Bay	77,341	TEAM		404	1660	4.1	71	11						
	Det.	Opp.	OPPONENTS		403	1761	4.4	70	11						
TOTAL FIRST DOWNS					325	315	* RECEIVING								
Rushing					91	88	Golladay	70	1063	15.2	60	5			
Passing					201	191	Riddick	61	384	6.3	20	0			
Penalty					33	36	Tate	44	517	11.8	67	3			
3rd Down: Made/Att					75/208	69/186	M. Jones	35	508	14.5	39t	5			
3rd Down Pct.					36.1	37.1	Johnson	32	213	6.7	24	1			
4th Down: Made/Att					11/18	9/17	Ellington LG	31	224	7.2	23	1			
4th Down Pct.					61.1	52.9	Ellington TM	23	132	5.7	21	0			
POSSESSION AVG.					31:24	28:36	Toilolo	21	263	12.5	39	1			
TOTAL NET YARDS					5236	5360	T. Jones	19	190	10.0	26	2			
Avg. Per Game					327.3	335.0	Willson	13	87	6.7	13	0			
Total Plays					1019	942	Powell	11	129	11.7	41	0			
Avg. Per Play					5.1	5.7	A. Jones	11	80	7.3	15	1			
NET YARDS RUSHING					1660	1761	Blount	10	67	6.7	23	0			
Avg. Per Game					103.8	110.1	Roberts	9	100	11.1	29	3			
Total Rushes					404	403	Zenner	7	56	8.0	30	0			
NET YARDS PASSING					3576	3599	Bellore	4	15	3.8	8	0			
Avg. Per Game					223.5	224.9	Abdullah TM	2	18	9.0	12	0			
Sacked/Yards Lost					41/268	43/298	Valles TM	2	11	5.5	6	0			
Gross Yards					3844	3897	Decker	1	11	11.0	11t	1			
Att./Completions					574/375	496/323	TEAM	375	3844	10.3	67	22			
Completion Pct.					65.3	65.1	OPPONENTS	323	3897	12.1	82	29			
Had Intercepted					12	7	* INTERCEPTIONS	No. Yds Avg Long TD							
PUNTS/AVERAGE					74/44.7	68/45.3	Slay	3	107	35.7	67t	1			
NET PUNTING AVG.					74/39.2	68/41.0	Diggs	3	41	13.7	37t	1			
PENALTIES/YARDS					94/852	94/886	Walker	1	0	0.0	0	0			
FUMBLES/BALL LOST					14/7	13/7	TEAM	7	148	21.1	67t	2			
TOUCHDOWNS					35	44	OPPONENTS	12	155	12.9	41t	2			
Rushing					11	11	* PUNTING	No. Yds Avg Net TB In Lg B							
Passing					22	29	Martin	74	3310	44.7	39.2	4	32	61	0
Returns					2	4	TEAM	74	3310	44.7	39.2	4	32	61	0
* SCORE BY PERIODS					Q1 Q2 Q3 Q4 OT PTS	OPPONENTS	68	3078	45.3	41.0	6	27	60	0	
TEAM					69 101 58 96 0 324	* PUNT RETURNS	Ret FC Yds Avg Long TD								
OPPONENTS					43 124 94 99 0 360	Agnew	12	3	57	4.8	16	0			
* SCORING					TD-Ru-Pa-Rt K-PAT FG S PTS	T. Jones	8	8	87	10.9	25	0			
Prater					0 0 0 0 30/30 28/32 0 114	Diggs	2	1	4	2.0	4	0			
Blount					5 5 0 0 0 30	Powell	2	3	8	4.0	5	0			
Golladay					5 0 5 0 0 30	Tate	2	0	15	7.5	9	0			
M. Jones					5 0 5 0 0 30	Ellington LG	1	5	0	0.0	0	0			
Johnson					4 3 1 0 0 24	Ellington TM	1	5	0	0.0	0	0			
Roberts					3 0 3 0 0 18	TEAM	27	20	171	6.3	25	0			
Tate TM					3 0 3 0 0 18	OPPONENTS	29	25	332	11.4	78t	1			
Zenner					3 3 0 0 0 18	* KICKOFF RETURNS	No. Yds Avg Long TD								
T. Jones					2 0 2 0 0 12	Agnew	8	216	27.0	45	0				
Decker					1 0 1 0 0 6	Abdullah TM	4	107	26.8	32	0				
Diggs					1 0 0 1 0 6	T. Jones	4	81	20.3	22	0				
Ellington LG					1 0 1 0 0 6	Powell	2	43	21.5	27	0				
A. Jones					1 0 1 0 0 6	Willson	2	35	17.5	20	0				
Slay					1 0 0 1 0 6	TEAM	20	482	24.1	45	0				
Toilolo					1 0 1 0 0 6	OPPONENTS	37	837	22.6	90	0				
TEAM					35 11 22 2 30/30 28/32 0 324	* FIELD GOALS	1-19	20-29	30-39	40-49	50+				
OPPONENTS					44 11 29 4 35/39 19/28 0 360	Prater	0/ 0	8/ 8	12/12	5/ 7	3/ 5				
2-Pt Conv: TM 0-5, OPP 2-5						TEAM	0/ 0	8/ 8	12/12	5/ 7	3/ 5				
SACKS: Okwara 7.5, Kennard 7, Davis 6, Ansah 4, Harold 4, Harrison LG 3.5, Harrison TM 3.5, Hand 3, Jean Francois 2, Hyder 1, C. Jones 1, Lawson 1, Quin 1, Robinson 1, Wilson 1, TM 43, OPP 41						OPPONENTS	0/ 0	5/ 5	7/10	7/11	0/ 2				
FUM/LOST: Stafford 6/4, Blount 2/1, Abdullah(TM) 1/1, Agnew 1/0, Ellington(TM) 1/0, Ellington(LG) 1/0, Golladay 1/0, Johnson 1/1, Tate(TM) 1/0						Prater: (55N,21G,44N)(27G,43G)(38G,25G,32G,30G)(33G)(39G,55N)(29G,28G,35G,50G)() (35G,35N,37G)(52G)(54G,32G)(20G)(28G,29G,35G)(47G)(48N)(47G,35G,48G)(43G)									
						OPP: (35G,32G)(45G,42G,36G)(36G)(32G,43G,22G,38G)(41N,42N,38N,56N,41G)(46N)() (39G)(41N,34N)(34N)(40G)(24G,47G,48G)(54N,22G)() (24G,29G)()									
* PASSING					Att Cmp Yds Cmp% Yds/Att TD	TD% Int Int% Long Sack/Lost Rating									
Stafford					555 367 3777 66.1 6.81 21	3.8 11 2.0 67 40/ 255 89.9									
Cassel					17 7 59 41.2 3.47 0	0.0 1 5.9 11 1/ 13 26.3									
Ellington LG					1 0 0 0.0 0.00 0	0.0 0 0.0 --- 0/ 0 39.6									
Ellington TM					1 0 0 0.0 0.00 0	0.0 0 0.0 --- 0/ 0 39.6									
Prater					1 1 8 100.0 8.00 1	100.0 0 0.0 8t 0/ 0 139.6									
TEAM					574 375 3844 65.3 6.70 22	3.8 12 2.1 67 41/ 268 88.5									
OPPONENTS					496 323 3897 65.1 7.86 29	5.8 7 1.4 82 43/ 298 102.7									



WON 6, LOST 9, TIED 1										* RUSHING										No.		Yds		Avg		Long		TD	
09/09 W 24-23		Chicago		78,282		A. Jones		133		728		5.5		67		8													
09/16 T 29-29		OT Minnesota		78,461		J. Williams		121		464		3.8		20		3													
09/23 L 17-31		at Washington		59,827		Rodgers		43		269		6.3		23		2													
09/30 W 22- 0		Buffalo		78,312		Montgomery TM		26		105		4.0		16		1													
10/07 L 23-31		at Detroit		63,405		Bibbs LG		21		103		4.9		15		3													
10/15 W 33-30		San Francisco		77,642		Bibbs TM		1		2		2.0		2		0													
10/28 L 27-29		at L.A. Rams		75,822		Kizer		5		39		7.8		12		0													
11/04 L 17-31		at New England		65,878		Valdes-Scantling		2		29		14.5		21		0													
11/11 W 31-12		Miami		78,076		Greene		1		26		26.0		26		0													
11/15 L 24-27		at Seattle		69,007		St. Brown		1		5		5.0		5		0													
11/25 L 17-24		at Minnesota		66,872		TEAM		333		1667		5.0		67		14													
12/02 L 17-20		Arizona		77,234		OPPONENTS		446		1918		4.3		41		15													
12/09 W 34-20		Atlanta		77,329		* RECEIVING		No.		Yds		Avg		Long		TD													
12/16 L 17-24		at Chicago		62,372		D. Adams		111		1386		12.5		57		13													
12/23 W 44-38		OT at N.Y. Jets		77,982		Graham		55		636		11.6		54		2													
12/30 L 0-31		Detroit		77,341		Valdes-Scantling		38		581		15.3		60		2													
		G.B.		Opp.		Cobb		38		383		10.1		75t		2													
TOTAL FIRST DOWNS		332		331		J. Williams		27		210		7.8		26		0													
Rushing		98		100		A. Jones		26		206		7.9		24t		1													
Passing		208		199		St. Brown		21		328		15.6		54		0													
Penalty		26		32		Allison		20		303		15.2		64t		2													
3rd Down: Made/Att		75/204		79/212		Kendricks		19		170		8.9		22		1													
3rd Down Pct.		36.8		37.3		Bibbs LG		16		115		7.2		23t		1													
4th Down: Made/Att		10/20		12/18		Bibbs TM		3		13		4.3		5		0													
4th Down Pct.		50.0		66.7		Montgomery TM		15		170		11.3		43		0													
POSSESSION AVG.		29:38		30:22		Kumerow		8		103		12.9		49t		1													
TOTAL NET YARDS		5905		5670		Tonyan		4		77		19.3		54t		1													
Avg. Per Game		369.1		354.4		Lewis		3		39		13.0		30		0													
Total Plays		1026		1017		Moore		2		15		7.5		10		0													
Avg. Per Play		5.8		5.6		Lazard LG		1		7		7.0		7		0													
NET YARDS RUSHING		1667		1918		Lazard TM		1		7		7.0		7		0													
Avg. Per Game		104.2		119.9		Vitale LG		1		2		2.0		2		0													
Total Rushes		333		446		Vitale TM		1		2		2.0		2		0													
NET YARDS PASSING		4238		3752		TEAM		392		4629		11.8																	

* PASSING	Att	Cmp	Yds	Cmp%	Yds/Att	TD	TD%	Int	Int%	Long	Sack/Lost	Rating
Rodgers	597	372	4442	62.3	7.44	25	4.2	2	0.3	75t	49/ 353	97.6
Kizer	42	20	187	47.6	4.45	0	0.0	2	4.8	29	4/ 38	40.5
Scott	1	0	0	0.0	0.00	0	0.0	0	0.0	---	0/ 0	39.6
TEAM	640	392	4629	61.3	7.23	25	3.9	4	0.6	75t	53/ 391	93.7
OPPONENTS	527	336	4074	63.8	7.73	30	5.7	7	1.3	75t	44/ 322	100.9

NOV 13, LOST 3										* RUSHING									
09/10 W 33-13					at Oakland					53,857 Gurley									
09/16 W 34- 0					Arizona					66,515 Anderson LG									
09/23 W 35-23					L.A. Chargers					68,947 Anderson TM									
09/27 W 38-31					Minnesota					72,027 M. Brown									
10/07 W 33-31					at Seattle					68,893 Woods									
10/14 W 23-20					at Denver					76,109 Goff									
10/21 W 39-10					at San Francisco					66,597 Kelly									
10/28 W 29-27					Green Bay					75,822 Cooks									
11/04 L 35-45					at New Orleans					73,086 Kupp									
11/11 W 36-31					Seattle					72,755 Davis									
11/19 W 54-51					Kansas City					77,002 Everett									
12/02 W 30-16					at Detroit					60,974 Reynolds									
12/09 L 6-15					at Chicago					61,695 Hekker									
12/16 L 23-30					Philadelphia					74,210 Mannion									
12/23 W 31- 9					at Arizona					61,759 TEAM									
12/30 W 48-32					San Francisco					72,161 OPPONENTS									
LA-R										Opp.									
TOTAL FIRST DOWNS										401					322 Woods				
Rushing										134					101 Cooks				
Passing										236					185 Gurley				
Penalty										31					36 Kupp				
3rd Down: Made/Att										86/191					70/188 Everett				
3rd Down Pct.										45.0					37.2 Reynolds				
4th Down: Made/Att										6/15					9/15 Higbee				
4th Down Pct.										40.0					60.0 M. Brown				
POSSESSION AVG.										30:42					29:18 Anderson LG				
TOTAL NET YARDS										6738					5737 Anderson TM				
Avg. Per Game										421.1					358.6 Kelly				
Total Plays										1060					960 Hodge				
Avg. Per Play										6.4					6.0 N. Williams LG				
NET YARDS RUSHING										2231					1957 N. Williams TM				
Avg. Per Game										139.4					122.3 Shields				
Total Rushes										459					386 Mundt				
NET YARDS PASSING										4507					3780 TEAM				
Avg. Per Game										281.7					236.3 OPPONENTS				
Sacked/Yards Lost										33/223					41/326 * INTERCEPTIONS				
Gross Yards										4730					4106 J. Johnson				
Att./Completions										568/368					533/347 Peters				
Completion Pct.										64.8					65.1 Littleton				
Had Intercepted										12					18 Hill				
PUNTS/AVERAGE										43/46.3					66/44.1 Talib				
NET PUNTING AVG.										43/43.0					66/38.6 Ebukam				
PENALTIES/YARDS										96/878					99/852 Shields				
FUMBLES/BALL LOST										17/7					14/12 Joyner				
TOUCHDOWNS										60					44 Countess				
Rushing										23					12 Robey-Coleman				
Passing										32					31 TEAM				
Returns										5					1 OPPONENTS				
* SCORE BY PERIODS										Q1 Q2 Q3 Q4 OT PTS					* PUNTING				
TEAM										105 174 131 117					0 527 Hekker				
OPPONENTS										84 112 106 82					0 384 TEAM				
* SCORING										TD-Ru-Pa-Rt K-PAT FG S PTS					OPPONENTS				
Gurley										21 17 4 0					0 132 * PUNT RETURNS				
Zuerlein										0 0 0 0 35/36 27/31					0 116 Natson				
Woods										7 1 6 0					0 42 N. Williams LG				
Cooks										6 1 5 0					0 36 Cooper TM				
Kupp										6 0 6 0					0 36 Christian				
Reynolds										5 0 5 0					0 30 Kupp				
Everett										3 0 3 0					0 20 Woods				
Santos TM										0 0 0 0 5/ 6 5/ 6					0 20 TEAM				
Anderson LG										3 2 1 0					0 18 OPPONENTS				
Anderson TM										2 2 0 0					0 12 * KICKOFF RETURNS				
Ficken										0 0 0 0 10/10 1/ 3					0 13 Countess				
Ebukam										2 0 0 2					0 12 Cooper TM				
Goff										2 2 0 0					0 12 Natson				
Higbee										2 0 2 0					0 12 Longacre				
M. Brown										1 0 1 0					0 8 Woods				
Littleton										1 0 0 1					1 8 TEAM				
Countess										1 0 0 1					0 6 OPPONENTS				
Peters										1 0 0 1					0 6 * FIELD GOALS				
Hekker										0 0 0 0 1/ 1 1/ 1					0 4 Zuerlein				
Barron										0 0 0 0					1 2 Santos TM				
TEAM										60 23 32 5 51/53 34/41 2 527					Ficken				
OPPONENTS										44 12 31 1 39/42 25/28 1 384					Hekker				
2-Pt Conv: Gurley 3, M. Brown, Everett,															TEAM				
TM 5-7, OPP 2-2															OPPONENTS				
SACKS: Donald 20.5, Suh 4.5, Fowler LG 4,															Zuerlein: (46N,20				
Fowler TM 2, Littleton 4, Ebukam 3,															37G,33G)(43G,34G)				
Franklin-Myers 2, Barron 1, Brockers 1,															33G)(24G,47G,48G)				
Joyner 1, Longacre 1, Westbrook 1, TM 41,															21G)(28G,51G)				
OPP 33 FUM/LOST: Goff															Ficken: ( ) ( ) (46N)				
12/5, Natson 2/1, Cooks 1/0, Gurley 1/1,															( )				
Higbee 1/0															Hekker: ( ) (20G)(				

[illegible]

* PASSING	Att	Cmp	Yds	Cmp%	Yds/Att	TD	TD%	Int	Int%	Long	Sack/Lost	Rating
Goff	561	364	4688	64.9	8.36	32	5.7	12	2.1	70t	33/ 223	101.1
Hekker	4	2	19	50.0	4.75	0	0.0	0	0.0	12	0/ 0	63.5
Mannion	3	2	23	66.7	7.67	0	0.0	0	0.0	18	0/ 0	89.6
TEAM	568	368	4730	64.8	8.33	32	5.6	12	2.1	70t	33/ 223	100.7
OPPONENTS	533	347	4106	65.1	7.70	31	5.8	18	3.4	73t	41/ 326	93.8

**MINNESOTA VIKINGS / WEEK 17 / THROUGH SUNDAY, DECEMBER 30, 2018**

WON 8, LOST 7, TIED 1										* RUSHING		No.	Yds	Avg	Long	TD		
09/09 W 24-16	San Francisco			66,673	Cook	133	615	4.6	70	2								
09/16 T 29-29 OT	at Green Bay			78,461	Murray	140	578	4.1	38t	6								
09/23 L 6-27	Buffalo			66,800	Cousins	44	123	2.8	19	1								
09/27 W 31-38	at L.A. Rams			72,027	Diggs	10	62	6.2	20	0								
10/07 W 23-21	at Philadelphia			69,696	Boone	11	47	4.3	20	0								
10/14 W 27-17	Arizona			66,801	Thielen	5	30	6.0	15	0								
10/21 W 37-17	at N.Y. Jets			77,982	Thomas	8	30	3.8	23	0								
10/28 L 20-30	New Orleans			66,801	Ham	6	8	1.3	5	0								
11/04 W 24- 9	Detroit			66,825	Abdullah LG	1	1	1.0	1	0								
11/18 L 20-25	at Chicago			61,651	TEAM	357	1493	4.2	70	9								
11/25 W 24-17	Green Bay			66,872	OPPONENTS	440	1815	4.1	75t	13								
12/02 L 10-24	at New England			65,878	* RECEIVING	No. Yds Avg Long TD												
12/10 L 7-21	at Seattle			69,007	Thielen	113	1373	12.2	68	9								
12/16 W 41-17	Miami			66,841	Diggs	102	1021	10.0	75t	9								
12/23 W 27- 9	at Detroit			61,641	Rudolph	64	634	9.9	44t	4								
12/30 L 10-24	Chicago			66,878	Cook	40	305	7.6	27	2								
	Minn.	Opp.			Treadwell	35	302	8.6	22	1								
TOTAL FIRST DOWNS				310	303	Murray	22	141	6.4	16	0							
Rushing				66	107	Robinson	17	231	13.6	40t	5							
Passing				218	160	Ham	11	85	7.7	17	0							
Penalty				26	36	Conklin	5	77	15.4	33	0							
3rd Down: Made/Att				73/204	58/190	Morgan	5	36	7.2	13	0							
3rd Down Pct.				35.8	30.5	Beebe	4	39	9.8	18	0							
4th Down: Made/Att				9/21	9/19	Abdullah LG	3	28	9.3	12	0							
4th Down Pct.				42.9	47.4	Abdullah TM	1	10	10.0	10	0							
POSSESSION AVG.				29:16	30:44	Thomas	2	21	10.5	15	0							
TOTAL NET YARDS				5529	4955	Boone	2	1	0.5	1	0							
Avg. Per Game				345.6	309.7	Zylstra	1	23	23.0	23	0							
Total Plays				1003	993	Cousins	1	-1	-1.0	-1	0							
Avg. Per Play				5.5	5.0	TEAM	425	4298	10.1	75t	30							
NET YARDS RUSHING				1493	1815	OPPONENTS	315	3501	11.1	70t	15							
Avg. Per Game				93.3	113.4	* INTERCEPTIONS	No. Yds Avg Long TD											
Total Rushes				357	440	Smith	3	66	22.0	52	0							
NET YARDS PASSING				4036	3140	Harris	3	33	11.0	33	0							
Avg. Per Game				252.3	196.3	Kendricks	2	3	1.5	3	0							
Sacked/Yards Lost				40/262	50/361	Hughes	1	28	28.0	28t	1							
Gross Yards				4298	3501	Waynes	1	24	24.0	24	0							
Att./Completions				606/425	503/315	Rhodes	1	3	3.0	3	0							
Completion Pct.				70.1	62.6	H. Hill	1	2	2.0	2	0							
Had Intercepted				10	12	TEAM	12	159	13.3	52	1							
PUNTS/AVERAGE				73/44.6	76/45.1	OPPONENTS	10	199	19.9	50t	3							
NET PUNTING AVG.				73/41.5	76/39.9	* PUNTING	No. Yds Avg Net TB In Lg B											
PENALTIES/YARDS				92/779	106/834	Wile	72	3255	45.2	41.5	2	27	70	1				
FUMBLES/BALL LOST				15/10	24/8	TEAM	73	3255	44.6	41.5	2	27	70	1				
TOUCHDOWNS				42	34	OPPONENTS	76	3431	45.1	39.9	4	29	63	0				
Rushing				9	13	* PUNT RETURNS	Ret	FC	Yds	Avg	Long	TD						
Passing				30	15	Sherels	23	15	276	12.0	70	0						
Returns				3	6	Zylstra	4	4	26	6.5	9	0						
* SCORE BY PERIODS				Q1	Q2	Q3	Q4	OT	PTS	Hughes	2	0	13	6.5	13	0		
TEAM				79	87	78	116	0	360	Beebe	0	1	0	---	---	0		
OPPONENTS				75	116	53	97	0	341	Thielen	0	1	0	---	---	0		
* SCORING				TD-Ru-Pa-Rt	K-PAT	FG	S	PTS	TEAM	29	21	315	10.9	70	0			
Bailey				0	0	0	0	30/31	21/28	0	93	OPPONENTS	31	19	188	6.1	23	0
Diggs				9	0	9	0	0	56	* KICKOFF RETURNS	No. Yds Avg Long TD							
Thielen				9	0	9	0	0	56	Abdullah LG	14	365	26.1	33	0			
Murray				6	6	0	0	0	38	Abdullah TM	10	258	25.8	33	0			
Robinson				5	0	5	0	0	30	Hughes	4	107	26.8	46	0			
Cook				4	2	2	0	0	24	H. Hill	3	85	28.3	30	0			
Rudolph				4	0	4	0	0	24	Sherels	2	34	17.0	17	0			
Carlson TM				0	0	0	0	6/ 6	1/ 4	0	9	Robinson	1	21	21.0	21	0	
Cousins				1	1	0	0	0	6	Thomas	1	20	20.0	20	0			
Hughes				1	0	0	1	0	6	Zylstra	1	15	15.0	15	0			
Hunter				1	0	0	1	0	6	TEAM	22	540	24.5	46	0			
Joseph				1	0	0	1	0	6	OPPONENTS	31	722	23.3	53	0			
Treadwell				1	0	1	0	0	6	* FIELD GOALS	1-19	20-29	30-39	40-49	50+			
TEAM				42	9	30	3	36/37	22/32	0	360	Bailey	0/ 0	5/ 6	11/11	4/ 9	1/ 2	
OPPONENTS				34	13	15	6	28/29	33/36	0	341	Carlson TM	0/ 0	0/ 0	1/ 1	1/ 3	0/ 0	
2-Pt Conv: Diggs, Murray, Thielen, TM				3-5,				TEAM	0/ 0	5/ 6	11/12	5/12	1/ 2					
OPP 5-5							OPPONENTS	0/ 0	5/ 6	15/15	10/11	3/ 4						
SACKS: Hunter 14.5, Griffen 5.5,																		
T. Johnson LG 4.5, T. Johnson TM 4.5,																		
S. Richardson 4.5, Alexander 4, Barr 3,																		
Smith 3, Weatherly 3, Wilson 2, Brothers 1,																		
Holmes 1, Joseph 1, Kendricks 1, Parry 1,																		
J. Johnson 0.5, Kearse 0.5, TM 50, OPP 40																		
FUM/LOST: Cousins 9/7, Cook 2/2,																		
Elflein 2/0, Abdullah(LG) 1/1, Hughes 1/0,																		
Thielen 1/1																		
Bailey: ( ) ( ) ( ) (37G, 39G, 40G) (28N, 37G, 45N, 22G, 52G)																		
(37G, 48G) (26G, 42N, 22G, 43G) ( ) (39G) (36G, 36G) (48N,																		
56N, 37G) (48N, 39G) (47B) (36G, 34G) (24G, 29G) (45G)																		
TM: (48G) (48N, 49N, 35N) ( ) (37G, 39G, 40G) (28N, 37G,																		
45N, 22G, 52G) (37G, 48G) (26G, 42N, 22G, 43G) ( ) (39G)																		
(36G, 36G) (48N, 56N, 37G) (48N, 39G) (47B) (36G, 34G)																		
(24G, 29G) (45G)																		
OPP: (42G, 33G, 22G) (37G, 40G, 31G, 48G, 36G, 52N) (30G,																		
50G) (34G, 28N) (30G, 28G) (26G) (55G) (52G, 42G, 42G)																		
(35G, 35G, 37G) (33G, 41G, 48G) (38G) (20G, 48N) (37G, 35G																		
(25G) (47G, 35G, 48G) (42G)																		
* PASSING																		
Cousins				606	425	4298	70.1	7.09	30	5.0	10	1.7	75t	40/ 262	99.7			
TEAM				606	425	4298	70.1	7.09	30	5.0	10	1.7	75t	40/ 262	99.7			
OPPONENTS				503	315	3501	62.6	6.96	15	3.0	12	2.4	70t	50/ 361	83.3			



WON 13, LOST 3 \* RUSHING

* PASSING	Att	Cmp	Yds	Cmp%	Yds/Att	TD	TD%	Int	Int%	Long	Sack/Lost	Rating
Brees	489	364	3992	74.4	8.16	32	6.5	5	1.0	72t	17/ 121	115.7
Bridgewater	23	14	118	60.9	5.13	1	4.3	1	4.3	18	2/ 8	70.6
T. Hill	7	3	64	42.9	9.14	0	0.0	1	14.3	44	1/ 3	36.3
TEAM	519	381	4174	73.4	8.04	33	6.4	7	1.3	72t	20/ 132	112.3
OPPONENTS	573	384	4623	67.0	8.07	30	5.2	12	2.1	75t	49/ 321	100.3

WON 5, LOST 11				* RUSHING				No.	Yds	Avg	Long	TD
09/09	L	15-20	Jacksonville	77,992	Barkley			261	1307	5.0	78t	11
09/16	L	13-20	at Dallas	90,512	Gallman			51	176	3.5	9	1
09/23	W	27-22	at Houston	71,838	Engram			3	36	12.0	14	0
09/30	L	18-33	New Orleans	78,213	S. Shepard			3	33	11.0	27	0
10/07	L	31-33	at Carolina	74,221	Penny	LG		7	25	3.6	8	0
10/11	L	13-34	Philadelphia	77,167	Penny	TM		7	25	3.6	8	0
10/22	L	20-23	at Atlanta	72,756	Manning			15	20	1.3	7	1
10/28	L	13-20	Washington	77,537	Beckham			5	19	3.8	11	0
11/12	W	27-23	at San Francisco	69,409	Stewart			6	17	2.8	5	0
11/18	W	38-35	Tampa Bay	75,863	Dixon			1	14	14.0	14	0
11/25	L	22-25	at Philadelphia	69,696	Coleman	LG		1	5	5.0	5	0
12/02	W	30-27	OT Chicago	76,465	Coleman	TM		1	5	5.0	5	0
12/09	W	40-16	at Washington	57,437	Lauletta			1	-2	-2.0	-2	0
12/16	L	0-17	Tennessee	74,538	TEAM			354	1650	4.7	78t	13
12/23	L	27-28	at Indianapolis	61,738	OPPONENTS			444	1898	4.3	64t	18
12/30	L	35-36	Dallas	77,750	* RECEIVING			No.	Yds	Avg	Long	TD
			NY-G	Opp.	Barkley			91	721	7.9	57t	4
TOTAL FIRST DOWNS			297	346	Beckham			77	1052	13.7	51	6
Rushing			71	103	S. Shepard			66	872	13.2	58	4
Passing			208	205	Engram			45	577	12.8	54	3
Penalty			18	38	Ellison			25	272	10.9	29	1
3rd Down: Made/Att			76/206	87/206	Fowler			16	199	12.4	26	1
3rd Down Pct.			36.9	42.2	Gallman			14	89	6.4	21	0
4th Down: Made/Att			12/20	14/17	Latimer			11	190	17.3	39	1
4th Down Pct.			60.0	82.4	R. Shepard			10	188	18.8	49t	2
POSSESSION AVG.			28:44	31:16	Simonson			9	86	9.6	24	1
TOTAL NET YARDS			5697	5942	Penny	LG		8	50	6.3	16	0
Avg. Per Game			356.1	371.4	Penny	TM		8	50	6.3	16	0
Total Plays			984	1034	Coleman	LG		5	71	14.2	30	0
Avg. Per Play			5.8	5.7	Coleman	TM		5	71	14.2	30	0
NET YARDS RUSHING			1650	1898	J. Davis			4	40	10.0	22	0
Avg. Per Game			103.1	118.6	Valles	LG		2	11	5.5	6	0
Total Rushes			354	444	Pulley			1	-2	-2.0	-2	0
NET YARDS PASSING			4047	4044	TEAM			382	4405	11.5	58	23
Avg. Per Game			252.9	252.8	OPPONENTS			362	4229	11.7	79t	24
Sacked/Yards Lost			47/358	30/185	* INTERCEPTIONS			No.	Yds	Avg	Long	TD
Gross Yards			4405	4229	Ogletree			5	61	12.2	20	2
Att./Completions			583/382	560/362	Riley			4	67	16.8	46	1
Completion Pct.			65.5	64.6	Ja. Jenkins			2	29	14.5	29	0
Had Intercepted			12	16	Thomas			2	26	13.0	26	0
PUNTS/AVERAGE			71/45.4	66/46.5	Goodson			2	8	4.0	5	0
NET PUNTING AVG.			71/41.8	66/42.7	Webb			1	0	0.0	0	0
PENALTIES/YARDS			114/951	110/919	TEAM			16	191	11.9	46	3
FUMBLES/BALL LOST			16/7	19/5	OPPONENTS</							

WON 9, LOST 7										* RUSHING										No.	Yds	Avg	Long	TD
09/06	W	18-12	Atlanta					69,696	Adams					120	511	4.3	29	3						
09/16	L	21-27	at Tampa Bay					56,552	Smallwood					87	364	4.2	15	3						
09/23	W	20-16	Indianapolis					69,696	Clement					68	259	3.8	32	2						
09/30	L	23-26	OT at Tennessee					69,013	Ajayi					45	184	4.1	20	3						
10/07	L	21-23	Minnesota					69,696	Sproles					29	120	4.1	17	1						
10/11	W	34-13	at N.Y. Giants					77,167	Wentz					34	93	2.7	13	0						
10/21	L	17-21	Carolina					69,696	Tate		LG			4	34	8.5	30	0						
10/28	W	24-18	at Jacksonville					85,870	Tate		TM			1	-8	-8.0	-8	0						
11/11	L	20-27	Dallas					69,696	Agholor					3	32	10.7	16	0						
11/18	L	7-48	at New Orleans					73,042	Foles					9	17	1.9	4	0						
11/25	W	25-22	N.Y. Giants					69,696	Sudfeld					2	-2	-1.0	-1	0						
12/03	W	28-13	Washington					69,696	TEAM					398	1570	3.9	32	12						
12/09	L	23-29	OT at Dallas					93,127	OPPONENTS					332	1551	4.7	90t	14						
12/16	W	30-23	at L.A. Rams					74,210	* RECEIVING															
12/23	W	32-30	Houston					69,696	Ertz					116	1163	10.0	34	8						
12/30	W	24- 0	at Washington					63,188	Tate		LG			74	795	10.7	67	4						
			Phil.		Opp.				Tate		TM			30	278	9.3	32	1						
TOTAL FIRST DOWNS			346		308				Jeffery					65	843	13.0	52	6						
Rushing			94		71				Agholor					64	736	11.5	83t	4						
Passing			221		215				Goedert					33	334	10.1	32t	4						
Penalty			31		22				Smallwood					28	230	8.2	36t	2						
3rd Down: Made/Att			84/205		71/201				Clement					22	192	8.7	23	0						
3rd Down Pct.			41.0		35.3				Matthews					20	300	15.0	56t	2						
4th Down: Made/Att			14/23		11/19				Sproles					15	160	10.7	37t	2						
4th Down Pct.			60.9		57.9				Adams					7	58	8.3	13	0						
POSSESSION AVG.			32:03		27:57				Aiken					6	53	8.8	18	0						
TOTAL NET YARDS			5845		5859				Perkins					5	67	13.4	30	0						
Avg. Per Game			365.3		366.2				Ajayi					5	20	4.0	12	0						
Total Plays			1037		1002				Carter		TM			2	21	10.5	11	0						
Avg. Per Play			5.6		5.8				Gibson					1	48	48.0	48	0						
NET YARDS RUSHING			1570		1551				Foles					1	10	10.0	15	0						
Avg. Per Game			98.1		96.9				Rodgers					1	7	7.0	7	0						
Total Rushes			398		332				Wentz					1	4	4.0	4	0						
NET YARDS PASSING			4275		4308				TEAM					422	4524	10.7	83t	29						
Avg. Per Game			267.2		269.3				OPPONENTS					417	4619	11.1	75t	22						
Sacked/Yards Lost																								

* PASSING	Att	Cmp	Yds	Cmp%	Yds/Att	TD	TD%	Int	Int%	Long	Sack/	Lost	Rating
Wentz	401	279	3074	69.6	7.67	21	5.2	7	1.7	58	31/	202	102.2
Foles	195	141	1413	72.3	7.25	7	3.6	4	2.1	83	9/	47	96.0
Sudfeld	2	1	22	50.0	11.00	1	50.0	0	0.0	22	0/	0	129.2
Agholor	1	1	15	100.0	15.00	0	0.0	0	0.0	15	0/	0	118.8
TEAM	599	422	4524	70.5	7.55	29	4.8	11	1.8	83	40/	249	100.7
OPPONENTS	626	417	4619	66.6	7.38	22	3.5	10	1.6	75	44/	311	93.4

WON 4, LOST 12										* RUSHING										No.	Yds	Avg	Long	TD
09/09	L	16-24	at Minnesota	66,673	Breida	153	814	5.3	66t	3														
09/16	W	30-27	Detroit	70,164	Morris	111	428	3.9	51	2														
09/23	L	27-38	at Kansas City	76,023	Wilson	66	266	4.0	18	0														
09/30	L	27-29	at L.A. Chargers	25,397	Mostert	34	261	7.7	52t	1														
10/07	L	18-28	Arizona	68,337	Beathard	19	69	3.6	13	1														
10/15	L	30-33	at Green Bay	77,642	Garoppolo	8	33	4.1	13	0														
10/21	L	10-39	L.A. Rams	66,597	Juszczyk	8	30	3.8	12	0														
10/28	L	15-18	at Arizona	61,923	Kittle	1	10	10.0	10	0														
11/01	W	34- 3	Oakland	69,592	Goodwin	4	9	2.3	5	0														
11/12	L	23-27	N.Y. Giants	69,409	Pettis	1	-2	-2.0	-2	0														
11/25	L	9-27	at Tampa Bay	50,436	Mullens	18	-16	-.9	2	0														
12/02	L	16-43	at Seattle	69,009	TEAM	423	1902	4.5	66t	7														
12/09	W	20-14	Denver	69,449	OPPONENTS	444	1814	4.1	34	13														
12/16	W	26-23	OT Seattle	68,836	* RECEIVING	No.	Yds	Avg	Long	TD														
12/23	L	9-14	Chicago	70,806	Kittle	88	1377	15.6	85t	5														
12/30	L	32-48	at L.A. Rams	72,161	Bourne	42	487	11.6	33	4														
			S.F.	Opp.	Juszczyk	30	324	10.8	56	1														
TOTAL FIRST DOWNS				344	337	Pettis	27	467	17.3	75t	5													
Rushing				98	104	Breida	27	261	9.7	26	2													
Passing				201	195	T. Taylor	26	215	8.3	23	1													
Penalty				45	38	Garcon	24	286	11.9	25	1													
3rd Down: Made/Att				73/193	87/216	Goodwin	23	395	17.2	67t	4													
3rd Down Pct.				37.8	40.3	Wilson	12	98	8.2	24	0													
4th Down: Made/Att				5/10	10/17	James	9	130	14.4	53	1													
4th Down Pct.				50.0	58.8	Morris	8	73	9.1	16	0													
POSSESSION AVG.				29:42	30:18	Mostert	6	25	4.2	23	0													
TOTAL NET YARDS				5769	5546	Celek	5	90	18.0	41t	2													
Avg. Per Game				360.6	346.6	Dwellely	2	14	7.0	8	0													
Total Plays				1003	1023	Bolden	1	10	10.0	10	0													
Avg. Per Play				5.8	5.4	Staley	1	-5	-5.0	-5	0													
NET YARDS RUSHING				1902	1814	TEAM	331	4247	12.8	85t	26													
Avg. Per Game				118.9	113.4	OPPONENTS	344	3959	11.5	75t	35													
Total Rushes				423	444	* INTERCEPTIONS	No.	Yds	Avg	Long	TD													
NET YARDS PASSING				3867	3732	Exum	1	32	32.0	32t	1													
Avg. Per Game				241.7	233.3	Tartt	1	23	23.0	23	0													
Sacked/Yards Lost				48/380	37/227	TEAM	2	55	27.5	32t	1													
Gross Yards				4247	3959	OPPONENTS	20	336	16.8	98t	3													
Att./Completions				532/331	542/344	* PUNTING	No.	Yds	Avg	Net	TB	In	Lg	B										
Completion Pct.				62.2	63.5	Pinion	68	2973	43.7	39.1	4	22	64	1										
Had Intercepted				20	2	TEAM	69	2973	43.1	39.1	4	22	64	1										
PUNTS/AVERAGE				69/43.1	78/43.3	OPPONENTS	78	3379	43.3	39.7	5	35	65	0										
NET PUNTING AVG.				69/39.1	78/39.7	* PUNT RETURNS	Ret	FC	Yds	Avg	Long	TD												
PENALTIES/YARDS				112/982	117/1011	James	12	10	75	6.3	23	0												
FUMBLES/BALL LOST				31/12	21/5	T. Taylor	10	6	78	7.8	18	0												
TOUCHDOWNS				35	52	Pettis	9	2	27	3.0	14	0												
Rushing				7	13	TEAM	31	18	180	5.8	23	0												
Passing				26	35	OPPONENTS	25	28	195	7.8	56	0												
Returns				2	4	* KICKOFF RETURNS	No.	Yds	Avg	Long	TD													
* SCORE BY PERIODS																								

* PASSING	Att	Cmp	Yds	Cmp%	Yds/Att	TD	TD%	Int	Int%	Long	Sack/Lost	Rating
Mullens	274	176	2277	64.2	8.31	13	4.7	10	3.6	85t	17/ 127	90.8
Beathard	169	102	1252	60.4	7.41	8	4.7	7	4.1	82t	18/ 156	81.8
Garoppolo	89	53	718	59.6	8.07	5	5.6	3	3.4	56	13/ 97	90.0
TEAM	532	331	4247	62.2	7.98	26	4.9	20	3.8	85t	48/ 380	87.8
OPPONENTS	542	344	3959	63.5	7.30	35	6.5	2	0.4	75t	37/ 227	105.4



## SEATTLE SEAHAWKS / WEEK 17 / THROUGH SUNDAY, DECEMBER 30, 2018

WON 10, LOST 6				* RUSHING				No.	Yds	Avg	Long	TD			
09/09	L	24-27	at Denver	76,761	Carson	247	1151	4.7	61	9					
09/17	L	17-24	at Chicago	57,960	M. Davis	112	514	4.6	37	4					
09/23	W	24-13	Dallas	69,047	Penny	85	419	4.9	38	2					
09/30	W	20-17	at Arizona	61,845	Wilson	67	376	5.6	40	0					
10/07	L	31-33	L.A. Rams	68,893	Lockett	13	69	5.3	18	0					
10/14	W	27- 3	at Oakland	84,922	E. Dickson	1	9	9.0	9	0					
10/28	W	28-14	at Detroit	65,237	M. Dickson	1	9	9.0	9	0					
11/04	L	17-25	L.A. Chargers	68,989	McKissic	3	8	2.7	6	0					
11/11	L	31-36	at L.A. Rams	72,755	Moore	1	5	5.0	5	0					
11/15	W	27-24	Green Bay	69,007	Madden	3	3	1.0	2	0					
11/25	W	30-27	at Carolina	74,002	Prosise	1	-3	-3.0	-3	0					
12/02	W	43-16	San Francisco	69,009	TEAM	534	2560	4.8	61	15					
12/10	W	21- 7	Minnesota	69,007	OPPONENTS	366	1811	4.9	59	9					
12/16	L	23-26	OT at San Francisco	68,836	* RECEIVING	No. Yds Avg Long TD									
12/23	W	38-31	Kansas City	69,067	Lockett	57	965	16.9	52t	10					
12/30	W	27-24	Arizona	68,990	Baldwin	50	618	12.4	42	5					
		Sea.	Opp.		M. Davis	34	214	6.3	18	1					
TOTAL FIRST DOWNS				329	323	Vannett	29	269	9.3	32	3				
Rushing				133	91	Moore	26	445	17.1	54	5				
Passing				156	201	Carson	20	163	8.2	27	0				
Penalty				40	31	J. Brown	14	166	11.9	45	5				
3rd Down: Made/Att				81/208	64/183	E. Dickson	12	143	11.9	42	3				
3rd Down Pct.				38.9	35.0	Marshall TM	11	136	12.4	27	1				
4th Down: Made/Att				11/14	6/13	Penny	9	75	8.3	24	0				
4th Down Pct.				78.6	46.2	Dissly	8	156	19.5	66	2				
POSSESSION AVG.				31:15	28:45	Prosise	3	22	7.3	8	0				
TOTAL NET YARDS				5653	5653	Madden	2	35	17.5	28	0				
Avg. Per Game				353.3	353.3	Turner	2	20	10.0	19	0				
Total Plays				1012	955	Swoopes	1	23	23.0	23	0				
Avg. Per Play				5.6	5.9	Fant	1	9	9.0	9	0				
NET YARDS RUSHING				2560	1811	Wilson	1	-11	-11.0	-11	0				
Avg. Per Game				160.0	113.2	TEAM	280	3448	12.3	66	35				
Total Rushes				534	366	OPPONENTS	355	4103	11.6	75t	26				
NET YARDS PASSING				3093	3842	* INTERCEPTIONS	No. Yds Avg Long TD								
Avg. Per Game				193.3	240.1	McDougald	3	39	13.0	39	0				
Sacked/Yards Lost				51/355	43/261	E. Thomas	3	25	8.3	25	0				
Gross Yards				3448	4103	Shaqui. Griffin	2	8	4.0	8	0				
Att./Completions				427/280	546/355	Wagner	1	98	98.0	98t	1				
Completion Pct.				65.6	65.0	Clark	1	26	26.0	26	0				
Had Intercepted				7	12	J. Coleman	1	0	0.0	0	0				
PUNTS/AVERAGE				79/47.6	66/44.9	Thompson	1	0	0.0	0	0				
NET PUNTING AVG.				79/42.5	66/41.5	TEAM	12	196	16.3	98t	1				
PENALTIES/YARDS				111/959	108/981	OPPONENTS	7	135	19.3	49t	2				
FUMBLES/BALL LOST				18/4	26/14	* PUNTING	No. Yds Avg Net TB In Lg B								
TOUCHDOWNS				52	39	M. Dickson	78	3759	48.2	42.5	5	28 69 1			
Rushing				15	9	TEAM	79	3759	47.6	42.5	5	28 69 1			
Passing				35	26	OPPONENTS	66	2961	44.9	41.5	4	23 67 0			
Returns				2	4	* PUNT RETURNS	Ret FC Yds Avg Long TD								
* SCORE BY PERIODS				Q1 Q2 Q3 Q4 OT PTS	Lockett	25	20	143	5.7	19	0				
TEAM				78 129 72 149 0 428	TEAM	25	20	143	5.7	19	0				
OPPONENTS				71 106 48 119 3 347	OPPONENTS	36	10	304	8.4	45	0				
* SCORING				TD-Ru-Pa-Rt K-PAT FG S PTS	* KICKOFF RETURNS	No. Yds Avg Long TD									
Janikowski				0 0 0 0 48/51 22/27 0 114	Lockett	19	493	25.9	84	0					
Lockett				10 0 10 0 0 62	Penny	8	140	17.5	23	0					
Carson				9 9 0 0 0 54	McKissic	1	18	18.0	18	0					
Baldwin				5 0 5 0 0 30	Moore	1	18	18.0	18	0					
J. Brown				5 0 5 0 0 30	TEAM	29	669	23.1	84	0					
M. Davis				5 4 1 0 0 30	OPPONENTS	37	919	24.8	97t	1					
Moore				5 0 5 0 0 30	* FIELD GOALS	1-19 20-29 30-39 40-49 50+									
E. Dickson				3 0 3 0 0 18	Janikowski	0/ 0	2/ 2	9/11	8/ 9	3/ 5					
Vannett				3 0 3 0 0 18	TEAM	0/ 0	2/ 2	9/11	8/ 9	3/ 5					
Dissly				2 0 2 0 0 12	OPPONENTS	1/ 1	7/ 7	9/ 9	3/ 8	6/ 8					
Penny				2 2 0 0 0 12	Janikowski: (35G,46N)(56G)(47G)(38N,52N,40G,52G)										
J. Coleman				1 0 0 1 0 6	(52G)(44G,26G)() (51N,44G)(33G)(39G,43G)(33G,30G,										
Marshall TM				1 0 1 0 0 6	31G)(40G)(37G,35G)(48G)(36N,28G)(42G,33G)										
Wagner				1 0 0 1 0 6	OPP: (51G,53G)(25G)(50G,35G)(23G,50N,45N)(19G,										
TEAM				52 15 35 2 48/51 22/27 0 428	39G)(48N,43G)() (42N)(35G,37G,20G)(47N,36G)(26G,										
OPPONENTS				39 9 26 4 31/34 26/33 0 347	25G,52N)(45G)(47B)(28G,33G,45G,36G)(54G,29G,32G)										
2-Pt Conv: Lockett, TM 1-1, OPP 2-5				(36G,50G,55G)											
SACKS: Clark 14, J. Reed 10.5, Jefferson 3, Martin 3, Kendricks 2, Stephen 2, (group) 2, Jordan 1.5, R. Green 1, Jackson 1, Mingo 1, Wagner 1, Calitro 0.5, J. Coleman 0.5, TM 43, OPP 51															
FUM/LOST: Wilson 10/2, Carson 3/2, Lockett 2/0, Moore 2/0, Vannett 1/0															
* PASSING															
				Att	Cmp	Yds	Cmp%	Yds/Att	TD	TD%	Int	Int%	Long	Sack/Lost	Rating
Wilson				427	280	3448	65.6	8.07	35	8.2	7	1.6	66	51/ 355	110.9
TEAM				427	280	3448	65.6	8.07	35	8.2	7	1.6	66	51/ 355	110.9
OPPONENTS				546	355	4103	65.0	7.51	26	4.8	12	2.2	75t	43/ 261	94.3

ON 5, LOST 11										* RUSHING										No.	Yds	Avg	Long	TD
09/09 W 48-40	at New Orleans				73,038	Barber	234	871	3.7	28	5													
09/16 W 27-21	Philadelphia				56,552	Winston	49	281	5.7	18	1													
09/24 L 27-30	Pittsburgh				62,571	Fitzpatrick	36	152	4.2	18	2													
09/30 L 10-48	at Chicago				61,893	Rodgers	33	106	3.2	20	1													
10/14 L 29-34	at Atlanta				72,665	R. Jones	23	44	1.9	9	1													
10/21 W 26-23	OT	Cleveland			53,682	Jackson	6	29	4.8	14t	1													
10/28 L 34-37	at Cincinnati				45,134	S. Wilson	6	29	4.8	9	0													
11/04 L 28-42	at Carolina				73,513	Humphries	2	11	5.5	7	0													
11/11 L 3-16	Washington				52,667	TEAM	389	1523	3.9	28	11													
11/18 L 35-38	at N.Y. Giants				75,863	OPPONENTS	426	1983	4.7	53	19													
11/25 W 27- 9	San Francisco				50,436	* RECEIVING	No.	Yds	Avg	Long	TD													
12/02 W 24-17	Carolina				52,568	M. Evans	86	1524	17.7	72t	8													
12/09 L 14-28	New Orleans				53,495	Humphries	76	816	10.7	51	5													
12/16 L 12-20	at Baltimore				70,031	Godwin	59	842	14.3	48														
12/23 L 20-27	at Dallas				92,851	Jackson	41	774	18.9	75t	4													
12/30 L 32-34	Atlanta				52,884	Rodgers	38	304	8.0	24	0													
T.B. Opp.					Howard	34	565	16.6	75t	5														
TOTAL FIRST DOWNS					388	356	Brate	30	289	9.6	21	6												
Rushing					80	122	Barber	20	92	4.6	10	1												
Passing					265	209	Auclair	7	48	6.9	12	0												
Penalty					43	25	R. Jones	7	33	4.7	15	0												
3rd Down: Made/Att					86/187	73/181	B. Wilson	4	52	13.0	25	0												
3rd Down Pct.					46.0	40.3	S. Wilson	3	5	1.7	5	0												
4th Down: Made/Att					9/13	7/14	Cross	2	9	4.5	6	0												
4th Down Pct.					69.2	50.0	Watson	1	5	5.0	5	0												
POSSESSION AVG.					30:14	29:46	TEAM	408	5358	13.1	75t	36												
TOTAL NET YARDS					6648	6134	OPPONENTS	387	4383	11.3	75t	34												
Avg. Per Game					415.5	383.4	* INTERCEPTIONS	No.	Yds	Avg	Long	TD												
Total Plays					1055	998	Adams	4	34	8.5	16	0												
Avg. Per Play					6.3	6.1	Elliott	1	50	50.0	50	0												
NET YARDS RUSHING					1523	1983	Taylor	1	7	7.0	7	0												
Avg. Per Game					95.2	123.9	Johnson	1	6	6.0	6	0												
Total Rushes					389	426	J. Evans	1	0	0.0	0	0												
NET YARDS PASSING					5125	4151	R. Smith	1	0	0.0	0	0												
Avg. Per Game					320.3	259.4	TEAM	9	97	10.8	50	0												
Sacked/Yards Lost					41/233	38/232	OPPONENTS	26	334	12.8	46	3												
Gross Yards					5358	4383	* PUNTING	No.	Yds	Avg	Net	TB	In	Lg	B									
Att./Completions					625/408	534/387	Anger	57	25															

WON 7, LOST 9										* RUSHING										No.	Yds	Avg	Long	TD
09/09 W 24- 6		at Arizona		61,613	Peterson		251	1042	4.2	90t	7													
09/16 L 9-21		Indianapolis		57,013	Thompson		43	178	4.1	16	0													
09/23 W 31-17		Green Bay		59,827	A. Smith		41	168	4.1	22	1													
10/08 L 19-43		at New Orleans		73,028	J. Johnson		23	120	5.2	16	1													
10/14 W 23-17		Carolina		60,482	Bibbs TM		20	101	5.1	15	3													
10/21 W 20-17		Dallas		66,301	McCoy		10	63	6.3	15	0													
10/28 W 20-13		at N.Y. Giants		77,537	Perine		8	32	4.0	11	0													
11/04 L 14-38		Atlanta		62,386	Crowder		4	30	7.5	25	0													
11/11 W 16- 3		at Tampa Bay		52,667	Harris		2	10	5.0	6	0													
11/18 L 21-23		Houston		61,593	Marshall		3	9	3.0	4	0													
11/22 L 23-31		at Dallas		92,076	Richardson		2	9	4.5	7	0													
12/03 L 13-28		at Philadelphia		69,696	Kelley		4	8	2.0	6	0													
12/09 L 16-40		N.Y. Giants		57,437	Sanchez		1	8	8.0	8	0													
12/16 W 16-13		at Jacksonville		67,577	Quinn		1	0	0.0	0	0													
12/22 L 16-25		at Tennessee		60,746	Chesson		1	-4	-4.0	-4	0													
12/30 L 0-24		Philadelphia		63,188	TEAM		414	1774	4.3	90t	12													
		Wash.		Opp.	OPPONENTS		413	1860	4.5	78t	12													
TOTAL FIRST DOWNS		280		330	* RECEIVING		No.	Yds	Avg	Long	TD													
Rushing		96		109	Reed		54	558	10.3	34	2													
Passing		156		197	Doctson		44	532	12.1	32	2													
Penalty		28		24	Thompson		41	268	6.5	23	1													
3rd Down: Made/Att		75/206		86/196	Crowder		29	388	13.4	79t	2													
3rd Down Pct.		36.4		43.9	Harris		28	304	10.9	42	0													
4th Down: Made/Att		10/18		5/13	V. Davis		25	367	14.7	53t	2													
4th Down Pct.		55.6		38.5	Richardson		20	262	13.1	46t	2													
POSSESSION AVG.		29:38		30:22	Peterson		20	208	10.4	52	1													
TOTAL NET YARDS		4795		5654	Bibbs TM		13	102	7.8	23t	1													
Avg. Per Game		299.7		353.4	Floyd		10	100	10.0	20	1													
Total Plays		967		996	Quinn		9	75	8.3	15	1													
Avg. Per Play		5.0		5.7	Sprinkle		5	41	8.2	15	1													
NET YARDS RUSHING		1774		1860	Marshall		4	30	7.5	17	0													
Avg. Per Game		110.9		116.3	Quick		3	18	6.0	6	0													
Total Rushes		414		413	Perine		3	5	1.7	8	0													
NET YARDS PASSING		3021		3794	Flanagan		1	14	14.0	14	0													
Avg. Per Game		188.8		237.1	Kidsy		1	8	8.0	8	0													
Sacked/Yards Lost		44/266		46/297	Chesson		1	7	7.0	7	0													
Gross Yards		3287		4091	TEAM		311	3287	10.6	79t	16													
Att./																								

* PASSING	Att	Cmp	Yds	Cmp%	Yds/Att	TD	TD%	Int	Int%	Long	Sack/Lost	Rating
A. Smith	328	205	2180	62.5	6.65	10	3.0	5	1.5	52	22/ 121	85.7
J. Johnson	91	52	590	57.1	6.48	3	3.3	4	4.4	79t	9/ 67	69.4
McCoy	54	34	372	63.0	6.89	3	5.6	3	5.6	53t	6/ 36	78.6
Sanchez	35	19	138	54.3	3.94	0	0.0	3	8.6	20	7/ 42	28.0
Way	1	1	7	100.0	7.00	0	0.0	0	0.0	7	0/ 0	95.8
TEAM	509	311	3287	61.1	6.46	16	3.1	15	2.9	79t	44/ 266	78.1
OPPONENTS	537	362	4091	67.4	7.62	27	5.0	15	2.8	90t	46/ 297	95.1



**2018**

**PLAY-BY-PLAYS**



## **TITANS DROP WILD ONE IN SEASON OPENER VS DOLPHINS**

**BY JIM WYATT**  
**TITANS ONLINE**  
**SEPTEMBER 9, 2018**

MIAMI GARDENS, Fla. -- Two lightning delays, a melee, two kickoff returns for touchdowns, injuries to key players, and a game that took over seven hours to play, making it the longest game in NFL history.

The season opener for the Titans and Dolphins had it all here on Sunday at Hard Rock Stadium.

Only it didn't include a Titans victory.

Unfortunately, the game also included an elbow injury to Titans quarterback Marcus Mariota, who watched the game's fourth quarter from the sideline. Tight end Delanie Walker was taken off on a cart, outfitted in an air cast, after suffering a lower leg injury, and tackle Taylor Lewan didn't finish the contest after suffering a concussion.

It was a painful start to the season for the Titans, who lost 27-20 to the Dolphins in Mike Vrabel's first game as the team's head coach.

"In the end we didn't do enough to win the game," Vrabel said. "We didn't play well enough, and we didn't coach well enough."

A number of Titans expressed disappointment – and disgust – after a long day.

"It definitely sucks," defensive lineman Jurrell Casey said. "This is definitely not what we came down here to do. ... We have to make sure we find a way ... and we didn't get that done."

The official game time was 7 hours, and eight minutes.

"We are disappointed," safety Kevin Byard said. "We felt like we could definitely come down here

and get a win in Miami, and we didn't. It is disappointing. Just a lot of sloppy play today."

The Titans took an early 3-0 lead on a 47-yard field goal by kicker Ryan Succop, which capped off a 9-play, 37-yard drive. Mariota connected with Walker and receiver Corey Davis for third-down completions that went for first downs on the drive, and nearly connected with receiver Taywan Taylor for a touchdown on a deep ball, but the pass fell incomplete.

The Titans then drove the field on their next possession, and had a first and goal from the Miami five after a 31-yard completion from Mariota to tight end Luke Stocker. But the Titans came up empty, after a fourth down try – a Mariota pass to Davis – came up short of the end zone after the team went for the touchdown instead of a second field goal early.

On the ensuing drive, the Dolphins took a 7-3 lead on a 10-yard touchdown pass from quarterback Ryan Tannehill to receiver Kenny Stills which capped off a 12-play, 98-yard drive.

The Titans defense got a huge stop just before halftime, after the Dolphins went for it on 4th and 1 from the Tennessee 15. With linebacker Brian Orakpo in coverage, Tannehill's pass to running back Kenyan Drake was ruled incomplete on the sideline, as Drake managed to get just one foot inbounds.

The game was delayed by lightning with just 1:11 before halftime, with the Titans trailing 7-3. The game ended up being delayed 1 hour, 57 minutes before play was resumed.

After play resumed in the third quarter, things got wild.

Mariota was hit away from the play by Dolphins defensive lineman William Hayes, which forced him to leave the game for a play with an elbow/shoulder injury, Vrabel said. Back-up quarterback Blaine Gabbert played one snap – he threw an incomplete pass on third down --

before Mariota returned to the game the following drive.

When he returned, Mariota was intercepted on his next pass by Dolphins safety Reshad Jones, and what ensued next was a wild scene that included players from both teams pushing and shoving on the field, a brawl sparked when Dolphins defensive end Andre Branch leveled Lewan with a crack back block in front of the Tennessee bench. Two Dolphins were penalized in the fracas, along with Titans running back Dion Lewis. Lewan never returned after the hit.

It looked as if the Dolphins would add to the lead after that after having a first-and-goal at the Titans seven-yard line. But Titans cornerback Malcolm Butler stepped up with a big play, intercepting Tannehill in the end zone. Butler returned the interception to the Tennessee 35.

That's when play was delayed again because of another lightning strike, and this delay was 2 hours and 2 minutes.

On the first play back, Mariota was intercepted by Dolphins linebacker Kiko Alonso. The Dolphins then extended their lead to 10-3 on a 27-yard field goal by kicker Jason Sanders.

Mariota would be replaced after that by Gabbert, who led the Titans on a nine-play, 75-yard touchdown drive that was capped off with a four-yard touchdown run by running back Dion Lewis, which made it 10-10.

"I just couldn't feel my fingers, couldn't feel my hand," Mariota said after the game. "It was one of those things where I couldn't grip the ball and all that stuff."

"I should have probably thought about it hard and made sure I was making the best decision for the team," Mariota said of returning. "Instead of making that decision later."

Disaster struck on the ensuing kickoff after Tennessee's touchdown, as Dolphins return man

Jakeem Grant went 102 yards for a touchdown to give Miami a 17-10 lead with 14:04 left in the contest.

The Titans appeared to answer back just as quickly on a 62-yard touchdown run by Derrick Henry, but the play was negated because of a questionable holding penalty on Walker.

The Dolphins then struck again, scoring on a 75-yard touchdown pass from Tannehill to Stills, which made it 24-10 with 10:22 left in the contest. Still got behind Butler on the play, and he raced to the end zone after making the catch.

Titans return man Darius Jennings then returned the ensuing kickoff 94 yards for a touchdown, making it 24-17 with 10:11 left, igniting the bench on the Titans sideline.

On Miami's next drive, Titans safety Kenny Vaccaro intercepted Tannehill.

When the Titans took over, Gabbert was picked off by Jones, who returned it 54 yards to the Tennessee 12-yard line. The Dolphins cashed it in for another field goal to make it 27-17 with 3:49 left.

Walker was injured late, and the Titans made it 27-20 on Succop's 53-yard field goal late. The Titans failed to recover the on-sides kick, and the Dolphins won.

The Titans face the Houston Texans next Sunday at Nissan Stadium.

"It is tough," Titans linebacker Wesley Woodyard said. "You want to win every one, and obviously there's only been one undefeated team. But I have been in seasons when we won the first game (and had a losing season).

"I think we have a lot to learn from in this game that will allow us to win a lot of games in the future. We can't give away games like we gave away today."

###

# National Football League Game Summary

NFL Copyright © 2018 by The National Football League. All rights reserved. This summary and play-by-play is for the express purpose of assisting media in their coverage of the game; any other use of this material is prohibited without the written permission of the National Football League. Updated: 10/15/2018

Date: Sunday, 9/9/2018 Tennessee Titans at Miami Dolphins Start Time: 1:02 PM EDT  
at Hard Rock Stadium, Miami Gardens, Fla.

## Game Day Weather

Game Weather: Scattered Showers Temp: 89° F (31.7° C) Humidity: 63%, Wind: WSW 7 mph  
Played Outdoor on Turf: Natural Grass

## Officials

Referee: Boger, Jerome (23) Umpire: Schuster, Bill (129) Down Judge: Carr, Mike (63)  
Line Judge: Baynes, Rusty (59) Field Judge: Shaw, Dale (104) Side Judge: Monroe, Jonah (120)  
Back Judge: Steratore, Tony (112) Replay Official: McGrath, John (0)

## Lineups

Tennessee Titans				Miami Dolphins			
Offense		Defense		Offense		Defense	
WR	19 T.Sharpe	DE	90 D.Jones	RB	21 F.Gore	DE	91 C.Wake
TE	82 D.Walker	NT	94 A.Johnson	LT	78 L.Tunsil	DT	56 D.Godchaux
LT	77 T.Lewan	DT	99 J.Casey	LG	71 J.Sitton	DT	93 A.Spence
LG	67 Q.Spain	OLB	44 K.Correa	C	67 D.Kilgore	DE	94 R.Quinn
C	60 B.Jones	ILB	59 W.Woodyard	RG	77 J.Davis	LB	47 K.Alonso
RG	64 J.Kline	ILB	51 W.Compton	RT	70 J.James	LB	52 R.McMillan
RT	71 D.Kelly	OLB	98 B.Orakpo	TE	86 M.Gesicki	LB	55 J.Baker
TE	81 J.Smith	CB	26 L.Ryan	QB	17 R.Tannehill	CB	25 X.Howard
WR	84 C.Davis	SS	24 K.Vaccaro	RB	32 K.Drake	CB	28 B.McCain
QB	8 M.Mariota	FS	31 K.Byard	WR	80 D.Amendola	S	20 R.Jones
RB	22 D.Henry	CB	21 M.Butler	WR	10 K.Stills	S	22 T.McDonald

## Substitutions

K 4 R.Succop, P 6 B.Kern, QB 7 B.Gabbert, WR 13 T.Taylor, WR 15 D.Jennings, WR 18 R.Matthews, CB 20 K.Durden, CB 25 A.Jackson, DB 29 D.Cruikshank, RB 32 D.Fluellen, RB 33 D.Lewis, CB 36 L.Sims, S 41 B.Trawick, LS 48 B.Brinkley, OLB 52 A.Wallace, LB 53 D.Bates, LB 55 J.Brown, OLB 56 S.Finch, C/G 62 C.Levin, G/T 66 K.Pamphile, TE 88 L.Stocker, OLB 91 D.Morgan, DL 96 B.Logan

## Substitutions

P 2 M.Haack, K 7 J.Sanders, WR 15 A.Wilson, WR 16 T.McEvoy, WR 19 J.Grant, CB 23 C.Tankersley, CB 24 T.McTyer, S 29 M.Fitzpatrick, RB 34 S.Perry, CB/S 35 W.Aikens, RB 38 B.Bolden, LB 44 S.Anthony, DE 50 A.Branch, LB 59 C.Allen, C/G 62 T.Larsen, T 79 S.Young, TE 81 D.Smythe, TE 85 A.Derby, DE 90 C.Harris, LS 92 J.Denney, DE 95 W.Hayes, DT 96 V.Taylor, DT 97 J.Phillips

## Did Not Play

DE 92 M.Dickerson

## Did Not Play

QB 8 B.Osweller

## Not Active

WR 17 C.Batson, S 28 K.Lewis, LB 54 R.Evans, OLB 58 H.Landry, G 61 A.Stinnie, T 78 J.Conklin, TE 86 A.Firkser

## Not Active

QB 4 L.Falk, QB 9 D.Fales, WR 11 D.Parker, CB 31 C.Armstrong, RB 33 K.Ballage, T 74 Z.Sterup, TE 89 G.Escobar

## Field Goals (made ( ) & missed)

R.Succop		(47) (53)		J.Sanders		(27) (30)	
		1	2	3	4	OT	Total
VISITOR:	Tennessee Titans	3	0	0	17	0	20
HOME:	Miami Dolphins	0	7	3	17	0	27

## Scoring Plays

Team	Qtr	Time	Play Description (Extra Point) (Drive Info)	Visitor	Home
Titans	1	10:18	R.Succop 47 yd. Field Goal (9-37, 4:42)	3	0
Dolphins	2	11:21	K.Stills 10 yd. pass from R.Tannehill (J.Sanders kick) (12-98, 5:21)	3	7
Dolphins	3	4:05	J.Sanders 27 yd. Field Goal (6-19, 2:37)	3	10
Titans	4	14:17	D.Lewis 4 yd. run (R.Succop kick) (9-75, 4:48)	10	10
Dolphins	4	14:04	J.Grant 102 yd. kickoff return (J.Sanders kick) (0-0, 0:13)	10	17
Dolphins	4	10:22	K.Stills 75 yd. pass from R.Tannehill (J.Sanders kick) (4-89, 1:17)	10	24
Titans	4	10:11	D.Jennings 94 yd. kickoff return (R.Succop kick) (0-0, 0:11)	17	24
Dolphins	4	3:49	J.Sanders 30 yd. Field Goal (4-0, 2:15)	17	27
Titans	4	0:11	R.Succop 53 yd. Field Goal (6-45, 0:56)	20	27
Paid Attendance: 65,184				Time: 7:08	

## Final Individual Statistics

[illegible]



## Final Team Statistics

	Visitor Titans	Home Dolphins
<b>TOTAL FIRST DOWNS</b>	19	18
By Rushing	4	7
By Passing	13	9
By Penalty	2	2
<b>THIRD DOWN EFFICIENCY</b>	6-14-43%	2-10-20%
<b>FOURTH DOWN EFFICIENCY</b>	0-2-0%	0-1-0%
<b>TOTAL NET YARDS</b>	336	342
Total Offensive Plays (inc. times thrown passing)	67	58
Average gain per offensive play	5.0	5.9
<b>NET YARDS RUSHING</b>	116	120
Total Rushing Plays	29	29
Average gain per rushing play	4.0	4.1
Tackles for a loss-number and yards	2-7	5-11
<b>NET YARDS PASSING</b>	220	222
Times thrown - yards lost attempting to pass	0-0	1-8
Gross yards passing	220	230
<b>PASS ATTEMPTS-COMPLETIONS-HAD INTERCEPTED</b>	38-20-3	28-20-2
Avg gain per pass play (inc.# thrown passing)	5.8	7.7
<b>KICKOFFS Number-In End Zone-Touchbacks</b>	5-4-2	6-4-4
<b>PUNTS Number and Average</b>	4-44.8	4-53.8
Had Blocked	0	0
<b>FGs - PATs Had Blocked</b>	0-0	0-0
<b>Net Punting Average</b>	44.5	32.8
<b>TOTAL RETURN YARDAGE (Not Including Kickoffs)</b>	78	82
No. and Yards Punt Returns	2-44	2-1
No. and Yards Kickoff Returns	2-121	2-125
No. and Yards Interception Returns	2-34	3-81
<b>PENALTIES Number and Yards</b>	5-48	7-51
<b>FUMBLES Number and Lost</b>	0-0	0-0
<b>TOUCHDOWNS</b>	2	3
Rushing	1	0
Passing	0	2
Kickoff Returns	1	1
<b>EXTRA POINTS Made-Attempts</b>	2-2	3-3
Kicking Made-Attempts	2-2	3-3
<b>FIELD GOALS Made-Attempts</b>	2-2	2-2
<b>RED ZONE EFFICIENCY</b>	1-2-50%	1-5-20%
<b>GOAL TO GO EFFICIENCY</b>	1-2-50%	1-2-50%
<b>SAFETIES</b>	0	0
<b>FINAL SCORE</b>	20	27
<b>TIME OF POSSESSION</b>	29:35	30:25

# Ball Possession And Drive Chart

## Tennessee Titans

#	Time Recd	Time Lost	Time Poss	How Ball Obtained	Drive Began	# Play	Yds Gain	Yds Pen	Net Yds	1st Down	Last Scrm	How Given Up
1	15:00	10:18	4:42	Kickoff	TEN 35	9	37	0	37	2	MIA 28	Field Goal
2	7:38	1:42	5:56	Punt	TEN 20	11	78	0	78	4	* MIA 3	Downs
3	11:21	8:11	3:10	Kickoff	TEN 25	5	15	5	20	1	TEN 45	Punt
4	1:54	0:18	1:36	Downs	TEN 15	6	25	-13	12	1	TEN 27	Punt
5	13:32	12:05	1:27	Punt	TEN 49	3	6	0	6	0	MIA 45	Punt
6	9:58	9:04	0:54	Punt	TEN 35	2	4	0	4	0	TEN 39	Interception
7	6:47	6:42	0:05	Interception	TEN 33	1	0	0	0	0	TEN 33	Interception
8	4:05	14:17	4:48	Kickoff	TEN 25	9	70	5	75	5	* MIA 4	Touchdown
9	14:04	11:39	2:25	Kickoff	TEN 25	6	27	-10	17	1	TEN 42	Punt
10	10:22	10:11	0:11	Kickoff		0	0	0	0	0		Touchdown
11	8:47	6:04	2:43	Interception	TEN 43	6	16	0	16	1	MIA 41	Interception
12	3:49	3:07	0:42	Kickoff	TEN 25	5	18	0	18	1	TEN 43	Downs
13	1:07	0:11	0:56	Punt	TEN 20	6	40	5	45	3	MIA 35	Field Goal

(350) Average TEN 29

## Miami Dolphins

#	Time Recd	Time Lost	Time Poss	How Ball Obtained	Drive Began	# Play	Yds Gain	Yds Pen	Net Yds	1st Down	Last Scrm	How Given Up
1	10:18	7:38	2:40	Kickoff	MIA 22	4	21	-5	16	1	MIA 38	Punt
2	1:42	11:21	5:21	Downs	MIA 2	12	88	10	98	8	* TEN 10	Touchdown
3	8:11	1:54	6:17	Punt	MIA 15	11	80	-10	70	4	* TEN 15	Downs
4	0:18	0:00	0:18	Punt	MIA 17	1	-1	0	-1	0	MIA 17	End of Half
5	15:00	13:32	1:28	Kickoff	MIA 25	3	7	0	7	0	MIA 32	Punt
6	12:05	9:58	2:07	Punt	MIA 10	3	8	0	8	0	MIA 18	Punt
7	9:04	6:47	2:17	Interception	TEN 35	5	26	5	31	2	* TEN 4	Interception
8	6:42	4:05	2:37	Interception	TEN 28	6	19	0	19	1	* TEN 9	Field Goal
9	14:17	14:04	0:13	Kickoff		0	0	0	0	0		Touchdown
10	11:39	10:22	1:17	Punt	MIA 11	4	89	0	89	2	MIA 25	Touchdown
11	10:11	8:47	1:24	Kickoff	MIA 25	3	6	-11	-5	0	MIA 20	Interception
12	6:04	3:49	2:15	Interception	TEN 12	4	0	0	0	0	* TEN 12	Field Goal
13	3:07	1:07	2:00	Downs	TEN 43	3	0	0	0	0	TEN 43	Punt
14	0:11	0:00	0:11	Kickoff	TEN 48	1	-1	0	-1	0	TEN 48	End of Game

(461) Average MIA 35

\* inside opponent's 20

Time of Possession by Quarter		1st	2nd	3rd	4th	OT	Total
Visitor	Tennessee Titans	10:38	4:46	6:31	7:40		29:35
Home	Miami Dolphins	4:22	10:14	8:29	7:20		30:25
Kickoff Drive No.-Start Average		Titans: 5 - TEN 27		Dolphins: 3 - MIA 24			

# Final Defensive Statistics

Tennessee Titans	Regular Defensive Plays												Special Teams					Misc			
	TKL	AST	COMB	SK	/ YDS	TFL	Q	IN	PD	FF	FR		TKL	AST	FF	FR	BL	TKL	AST	FF	FR
W.Woodyard	7	5	12	0	0	0	0	0	0	0	0		0	0	0	0	0	0	0	0	0
L.Ryan	4	3	7	0	0	0	0	0	0	0	0		0	0	0	0	0	0	0	0	0
J.Casey	2	4	6	0	0	2	1	0	0	0	0		0	0	0	0	0	0	0	0	0
M.Butler	4	1	5	0	0	1	0	1	2	0	0		0	0	0	0	0	0	0	0	0
K.Vaccaro	4	1	5	0	0	0	0	1	1	0	0		0	0	0	0	0	0	0	0	0
A.Jackson	4	0	4	0	0	0	0	0	0	0	0		0	0	0	0	0	0	0	0	0
J.Brown	3	1	4	0	0	0	0	0	0	0	0		0	0	0	0	0	0	0	0	0
K.Byard	3	0	3	0	0	0	0	0	1	0	0		0	0	0	0	0	0	0	0	0
K.Correa	1	2	3	1	8	1	1	0	0	0	0		0	0	0	0	0	0	0	0	0
D.Jones	1	1	2	0	0	0	0	0	0	0	0		0	0	0	0	0	0	0	0	0
B.Orakpo	0	2	2	0	0	0	0	0	0	0	0		0	0	0	0	0	0	0	0	0
W.Compton	0	2	2	0	0	0	0	0	0	0	0		0	0	0	0	0	0	0	0	0
D.Morgan	1	0	1	0	0	0	0	0	0	0	0		0	0	0	0	0	0	0	0	0
L.Sims	1	0	1	0	0	0	0	0	0	0	0		0	0	0	0	0	0	0	0	0
A.Wallace	0	1	1	0	0	0	0	0	0	0	0		0	1	0	0	0	0	0	0	0
B.Logan	0	1	1	0	0	0	0	0	0	0	0		0	0	0	0	0	0	0	0	0
D.Bates	0	0	0	0	0	0	0	0	0	0	0		1	1	0	0	0	0	0	0	0
D.Fluellen	0	0	0	0	0	0	0	0	0	0	0		1	0	0	0	0	0	0	0	0
D.Cruikshank	0	0	0	0	0	0	0	0	0	0	0		1	0	0	0	0	0	0	0	0
J.Kline	0	0	0	0	0	0	0	0	0	0	0		0	0	0	0	0	2	0	0	0
L.Stocker	0	0	0	0	0	0	0	0	0	0	0		0	0	0	0	0	1	0	0	0
Total	35	24	59	1	8	4	2	2	4	0	0		3	2	0	0	0	3	0	0	0

TKL = Tackle AST = Assist COMB = Combined QH=QB Hit IN = Interception PD = Pass Defense FF = Forced Fumble FR = Fumble Recovery

Miami Dolphins	Regular Defensive Plays												Special Teams					Misc			
	TKL	AST	COMB	SK	/ YDS	TFL	QH	IN	PD	FF	FR		TKL	AST	FF	FR	BL	TKL	AST	FF	FR
T.McDonald	6	1	7	0	0	0	0	0	0	0	0		1	0	0	0	0	0	0	0	0
R.Jones	4	3	7	0	0	1	0	2	2	0	0		0	0	0	0	0	0	0	0	0
K.Alonso	6	0	6	0	0	0	0	1	1	0	0		0	0	0	0	0	0	0	0	0
M.Fitzpatrick	3	3	6	0	0	0	0	0	1	0	0		0	0	0	0	0	0	0	0	0
J.Baker	3	3	6	0	0	0	0	0	0	0	0		0	0	0	0	0	0	0	0	0
R.McMillan	3	3	6	0	0	0	0	0	0	0	0		0	0	0	0	0	0	0	0	0
V.Taylor	3	1	4	0	0	0	0	0	0	0	0		0	0	0	0	0	0	0	0	0
X.Howard	2	2	4	0	0	0	0	0	0	0	0		0	0	0	0	0	0	0	0	0
C.Wake	2	2	4	0	0	0	0	0	0	0	0		0	0	0	0	0	0	0	0	0
A.Spence	2	2	4	0	0	0	0	0	0	0	0		0	0	0	0	0	0	0	0	0
R.Quinn	1	3	4	0	0	0	0	0	0	0	0		0	0	0	0	0	0	0	0	0
D.Godchaux	2	1	3	0	0	0	0	0	0	0	0		0	0	0	0	0	0	0	0	0
B.McCain	2	0	2	0	0	0	0	0	2	0	0		0	0	0	0	0	0	0	0	0
A.Branch	1	0	1	0	0	0	0	0	0	0	0		0	0	0	0	0	0	0	0	0
C.Harris	0	1	1	0	0	0	1	0	0	0	0		0	0	0	0	0	0	0	0	0
J.Phillips	0	1	1	0	0	0	0	0	0	0	0		0	0	0	0	0	0	0	0	0
C.Allen	0	1	1	0	0	0	0	0	0	0	0		0	0	0	0	0	0	0	0	0
B.Bolden	0	0	0	0	0	0	0	0	0	0	0		1	0	0	0	0	0	0	0	0
W.Aikens	0	0	0	0	0	0	0	0	0	0	0		1	0	0	0	0	0	0	0	0
D.Amendola	0	0	0	0	0	0	0	0	0	0	0		0	0	0	0	0	1	0	0	0
J.Grant	0	0	0	0	0	0	0	0	0	0	0		0	0	0	0	0	1	0	0	0
Total	40	27	67	0	0	1	1	3	6	0	0		3	0	0	0	0	2	0	0	0

First Half Summary

PERIOD SCORES			TIME OF POSSESSION		
Titans	3	0 = 3	Titans	15:24	
Dolphins	0	7 = 7	Dolphins	14:36	

Scoring Plays					Visitor	Home
Team	Qtr	Time	Play Description (Extra Point) (Drive Info)			
Titans	1	10:18	R.Succop 47 yd. Field Goal (9-37, 4:42)		3	0
Dolphins	2	11:21	K.Stills 10 yd. pass from R.Tannehill (J.Sanders kick) (12-98, 5:21)		3	7

	Tennessee Titans	Miami Dolphins
TOTAL FIRST DOWNS	8	13
First Downs Rushing-Passing-by Penalty	2 - 5 - 1	7 - 5 - 1
THIRD DOWN EFFICIENCY	3-7-43%	1-3-33%
TOTAL NET YARDS	155	188
Total Offensive Plays	30	28
NET YARDS RUSHING	52	97
NET YARDS PASSING	103	91
Gross Yards Passing	103	91
Times thrown-yards lost attempting to pass	0-0	0-0
Pass Attempts-Completions-Had Intercepted	14 - 9 - 0	13 - 11 - 0
Punts-Number and Average	2 - 47.5	1 - 62
Penalties-Number and Yards	3 - 33	4 - 30
Fumbles-Number and Lost	0 - 0	0 - 0
Red Zone Efficiency	0-1-0%	1-2-50%
Average Drive Start	TEN 24	MIA 14

Tennessee Titans										Miami Dolphins																	
RUSHING						ATT	YDS	AVG	LG	TD	RUSHING						ATT	YDS	AVG	LG	TD						
D.Lewis						6	19	3.2	9	0	F.Gore						5	49	9.8	21	0						
D.Henry						7	18	2.6	5	0	K.Drake						6	40	6.7	16	0						
M.Mariota						3	15	5.0	7	0	A.Wilson						2	7	3.5	5	0						
											R.Tannehill						2	1	0.5	2	0						
Total						16	52	3.3	9	0	Total						15	97	6.5	21	0						
PASSING						ATT	CMP	YDS	SK/YD	TD	LG	IN	RT	PASSING						ATT	CMP	YDS	SK/YD	TD	LG	IN	RT
M.Mariota						14	9	103	0/0	0	31	0	86.3	R.Tannehill						13	11	91	0/0	1	21	0	121.5
Total						14	9	103	0/0	0	31	0	86.3	Total						13	11	91	0/0	1	21	0	121.5
PASS RECEIVING						TAR	REC	YDS	AVG	LG	TD	PASS RECEIVING						TAR	REC	YDS	AVG	LG	TD				
C.Davis						7	4	29	7.3	17	0	A.Wilson						3	3	31	10.3	21	0				
L.Stocker						1	1	31	31.0	31	0	J.Grant						3	3	28	9.3	13	0				
T.Sharpe						1	1	17	17.0	17	0	D.Amendola						4	3	18	6.0	8	0				
D.Lewis						1	1	13	13.0	13	0	K.Stills						1	1	10	10.0	10	1				
D.Walker						2	1	8	8.0	8	0	K.Drake						2	1	4	4.0	4	0				
D.Henry						1	1	5	5.0	5	0																
T.Taylor						1	0	0	0.0	0	0																
Total						14	9	103	11.4	31	0	Total						13	11	91	8.3	21	1				

Tennessee Titans	Regular Defensive Plays												Special Teams					Misc			
	TKL	AST	COMB	SK	/ YDS	TFL	Q	IN	PD	FF	FR	TKL	AST	FF	FR	BL	TKL	AST	FF	FR	
M.Butler	4	0	4	0	0	1	0	0	0	0	0	0	0	0	0	0	0	0	0	0	0
W.Woodyard	4	0	4	0	0	0	0	0	0	0	0	0	0	0	0	0	0	0	0	0	0
L.Ryan	3	1	4	0	0	0	0	0	0	0	0	0	0	0	0	0	0	0	0	0	0
K.Vaccaro	2	1	3	0	0	0	0	0	0	0	0	0	0	0	0	0	0	0	0	0	0
Total	13	2	15	0	0	1	0	0	0	0	0	0	0	0	0	0	0	0	0	0	0



9/9/2018 at Hard Rock Stadium

Miami Dolphins	Regular Defensive Plays												Special Teams					Misc			
	TKL	AST	COMB	SK	/ YDS	TFL	QH	IN	PD	FF	FR	TKL	AST	FF	FR	BL	TKL	AST	FF	FR	
M.Fitzpatrick	3	3	6	0	0	0	0	0	0	0	0	0	0	0	0	0	0	0	0	0	
T.McDonald	4	1	5	0	0	0	0	0	0	0	0	0	1	0	0	0	0	0	0	0	
K.Alonso	3	0	3	0	0	0	0	0	0	0	0	0	0	0	0	0	0	0	0	0	
D.Godchaux	2	1	3	0	0	0	0	0	0	0	0	0	0	0	0	0	0	0	0	0	
Total	12	5	17	0	0	0	0	0	0	0	0	0	1	0	0	0	0	0	0	0	

First Quarter

MIA wins the coin toss and elects to defer. TEN elects to Receive, and MIA elects to defend the east goal.

J.Sanders kicks 57 yards from MIA 35 to TEN 8. D.Jennings to TEN 35 for 27 yards (T.McDonald).

Tennessee Titans at 15:00, (1st play from scrimmage 14:52)

1-10-TEN 35	(14:52) (Shotgun) D.Henry left guard to TEN 37 for 2 yards (R.Quinn; D.Godchaux).	
2-8-TEN 37	(14:28) (No Huddle) M.Mariota pass short left to D.Walker to TEN 45 for 8 yards (J.Baker).	P1
1-10-TEN 45	(13:47) (No Huddle) D.Henry left tackle to TEN 46 for 1 yard (T.McDonald).	
2-9-TEN 46	(13:03) (Shotgun) D.Henry left tackle to TEN 49 for 3 yards (J.Baker).	
3-6-TEN 49	(12:22) (Shotgun) M.Mariota pass deep middle to C.Davis to MIA 34 for 17 yards (X.Howard) [C.Harris].	P2
1-10-MIA 34	(11:37) D.Henry left end to MIA 29 for 5 yards (M.Fitzpatrick).	
2-5-MIA 29	(11:11) (No Huddle) M.Mariota pass short right to C.Davis to MIA 28 for 1 yard (M.Fitzpatrick).	
3-4-MIA 28	(10:29) (Shotgun) M.Mariota pass incomplete deep left to T.Taylor.	
4-4-MIA 28	(10:22) (Field Goal formation) R.Succop 47 yard field goal is GOOD, Center-B.Brinkley, Holder-B.Kern.	

TEN 3 MIA 0, 9 plays, 37 yards, 4:42 drive, 4:42 elapsed

R.Succop kicks 66 yards from TEN 35 to MIA -1. J.Grant to MIA 22 for 23 yards (A.Wallace; D.Bates).

Miami Dolphins at 10:18, (1st play from scrimmage 10:13)

1-10-MIA 22	(10:13) (Shotgun) K.Drake left end ran ob at MIA 32 for 10 yards.	R1
1-10-MIA 32	(9:43) (No Huddle, Shotgun) PENALTY on MIA-L.Tunsil, False Start, 5 yards, enforced at MIA 32 - No Play.	
1-15-MIA 27	(9:22) (Shotgun) R.Tannehill pass short right to D.Amendola to MIA 34 for 7 yards (W.Woodyard).	
2-8-MIA 34	(8:45) K.Drake right tackle to MIA 35 for 1 yard (D.Jones, B.Orakpo).	
3-7-MIA 35	(8:19) (Shotgun) R.Tannehill pass short left to D.Amendola to MIA 38 for 3 yards (L.Ryan).	
4-4-MIA 38	(7:46) (Punt formation) M.Haack punts 62 yards to end zone, Center-J.Denney, Touchback.	

Tennessee Titans at 7:38

1-10-TEN 20	(7:38) (Shotgun) M.Mariota pass short right to C.Davis to TEN 30 for 10 yards (R.Jones; R.McMillan). TEN-Q.Spain was injured during the play. His return is Questionable.	P3
1-10-TEN 30	(7:09) M.Mariota pass short right to T.Sharpe to TEN 47 for 17 yards (T.McDonald).	P4
	Timeout #1 by TEN at 06:22.	
1-10-TEN 47	(6:22) D.Henry left tackle to TEN 47 for no gain (D.Godchaux).	
2-10-TEN 47	(5:35) (Shotgun) M.Mariota pass short right to D.Henry to MIA 48 for 5 yards (D.Godchaux, R.Jones).	
3-5-MIA 48	(4:53) (Shotgun) M.Mariota scrambles left end to MIA 41 for 7 yards (B.McCain, M.Fitzpatrick).	R5
	Timeout #2 by TEN at 04:05.	
1-10-MIA 41	(4:05) D.Henry right guard to MIA 36 for 5 yards (C.Wake).	
2-5-MIA 36	(3:28) M.Mariota pass deep left to L.Stocker to MIA 5 for 31 yards (T.McDonald).	P6
1-5-MIA 5	(2:41) D.Henry left guard to MIA 3 for 2 yards (B.McCain, J.Phillips).	
2-3-MIA 3	(1:59) M.Mariota pass incomplete short left to D.Walker (B.McCain).	
3-3-MIA 3	(1:55) (Shotgun) M.Mariota pass incomplete short left to C.Davis.	
4-3-MIA 3	(1:47) (Shotgun) M.Mariota pass short right to C.Davis to MIA 2 for 1 yard (M.Fitzpatrick).	

Miami Dolphins at 1:42

1-10-MIA 2	(1:42) PENALTY on TEN-J.Casey, Neutral Zone Infraction, 5 yards, enforced at MIA 2 - No Play.	
1-5-MIA 7	(1:42) K.Drake right tackle to MIA 13 for 6 yards (L.Ryan).	R2
	Penalty on TEN-D.Jones, Defensive Offside, declined.	
1-10-MIA 13	(1:21) R.Tannehill pass short right to A.Wilson pushed ob at MIA 17 for 4 yards (A.Jackson).	
2-6-MIA 17	(:52) R.Tannehill pass incomplete short right to D.Amendola.	
3-6-MIA 17	(:47) (No Huddle, Shotgun) R.Tannehill pass short middle to A.Wilson to MIA 23 for 6 yards (D.Morgan).	P3
1-10-MIA 23	(:03) (No Huddle) R.Tannehill pass short right to K.Drake to MIA 27 for 4 yards (A.Jackson).	

END OF QUARTER

	Score	Time Poss	First Downs				Efficiencies	
			R	P	X	T	3 Down	4 Down
Tennessee Titans	3	10:38	1	5	0	6	2/4	0/1
Miami Dolphins	0	4:22	2	1	0	3	1/2	0/0

Second Quarter

9/9/2018

Play By Play

Miami Dolphins continued.

2-6-MIA 27	(15:00) (Shotgun) R.Tannehill pass short right to J.Grant ran ob at MIA 34 for 7 yards.	P4
<u>1-10-MIA 34</u>	(14:36) (No Huddle, Shotgun) F.Gore left guard to MIA 44 for 10 yards (K.Vaccaro).	R5
<u>1-10-MIA 44</u>	(14:01) (No Huddle, Shotgun) R.Tannehill pass short left to J.Grant to TEN 48 for 8 yards (M.Butler). <i>PENALTY on TEN-M.Butler, Unnecessary Roughness, 15 yards, enforced at TEN 48.</i>	X6
<u>1-10-TEN 33</u>	(13:35) F.Gore left tackle to TEN 26 for 7 yards (W.Woodyard, J.Casey).	
2-3-TEN 26	(13:01) (Shotgun) A.Wilson left end pushed ob at TEN 21 for 5 yards (M.Butler).	R7
<u>1-10-TEN 21</u>	(12:27) (No Huddle, Shotgun) R.Tannehill pass short right to A.Wilson to TEN 16 for 5 yards (J.Casey). <i>PENALTY on MIA-L.Tunsil, Offensive Holding, 10 yards, enforced at TEN 21 - No Play.</i>	
1-20-TEN 31	(12:01) F.Gore left tackle pushed ob at TEN 10 for 21 yards (M.Butler).	R8
<u>1-10-TEN 10</u>	<b>(11:26) (Shotgun) R.Tannehill pass short right to K.Stills for 10 yards, TOUCHDOWN.</b> J.Sanders extra point is GOOD, Center-J.Denney, Holder-M.Haack.	P9

TEN 3 MIA 7, 12 plays, 98 yards, 2 penalties, 5:21 drive, 3:39 elapsed

J.Sanders kicks 65 yards from MIA 35 to end zone, Touchback.

Tennessee Titans at 11:21

1-10-TEN 25	(11:21) D.Lewis left tackle to TEN 20 for -5 yards (R.Quinn; R.Jones).	
2-15-TEN 20	(10:39) (Shotgun) M.Mariota pass short middle to D.Lewis to TEN 33 for 13 yards (K.Alonso, M.Fitzpatrick).	
3-2-TEN 33	(9:54) (Shotgun) <i>PENALTY on MIA-R.Quinn, Neutral Zone Infraction, 5 yards, enforced at TEN 33 - No Play.</i>	X7
<u>1-10-TEN 38</u>	(9:36) D.Lewis right tackle to TEN 39 for 1 yard (T.McDonald; V.Taylor).	
2-9-TEN 39	(9:07) (No Huddle, Shotgun) M.Mariota right end to TEN 45 for 6 yards (T.McDonald, C.Harris).	
3-3-TEN 45	(8:22) (Shotgun) M.Mariota pass incomplete deep left to C.Davis.	
4-3-TEN 45	(8:17) (Punt formation) B.Kern punts 40 yards to MIA 15, Center-B.Brinkley, out of bounds.	

Miami Dolphins at 8:11

1-10-MIA 15	(8:11) (Shotgun) K.Drake up the middle to MIA 23 for 8 yards (J.Brown). Shoe broke apart - #98 Orakpo, Brian.	
2-2-MIA 23	(7:43) K.Drake right end to MIA 31 for 8 yards (J.Brown). <i>PENALTY on MIA-J.James, Offensive Holding, 10 yards, enforced at MIA 23 - No Play.</i>	
2-12-MIA 13	(7:16) R.Tannehill pass short left to J.Grant to MIA 26 for 13 yards (J.Brown, K.Vaccaro).	P10
<u>1-10-MIA 26</u>	(6:45) (No Huddle) K.Drake left tackle to MIA 42 for 16 yards (K.Byard).	R11
<u>1-10-MIA 42</u>	(6:10) (No Huddle, Shotgun) F.Gore up the middle to 50 for 8 yards (W.Woodyard, L.Ryan).	
2-2-50	(5:27) (No Huddle) F.Gore up the middle to TEN 47 for 3 yards (B.Logan; W.Compton).	R12
<u>1-10-TEN 47</u>	(4:53) (No Huddle) A.Wilson right tackle to TEN 45 for 2 yards (W.Woodyard).	
2-8-TEN 45	(4:15) (No Huddle, Shotgun) R.Tannehill pass short right to A.Wilson to TEN 24 for 21 yards (K.Vaccaro).	P13
<u>1-10-TEN 24</u>	(3:32) (No Huddle) K.Drake left end pushed ob at TEN 25 for -1 yards (M.Butler).	
2-11-TEN 25	(3:02) (No Huddle, Shotgun) R.Tannehill left end to TEN 23 for 2 yards (D.Jones; A.Wallace).	
3-9-TEN 23	(2:21) (No Huddle, Shotgun) R.Tannehill pass short middle to D.Amendola to TEN 15 for 8 yards (L.Ryan).	

Two-Minute Warning

4-1-TEN 15	(2:00) R.Tannehill pass incomplete short right to K.Drake.
------------	------------------------------------------------------------

Tennessee Titans at 1:54

1-10-TEN 15	(1:54) (Shotgun) M.Mariota pass incomplete short left to C.Davis.	
2-10-TEN 15	(1:52) (Shotgun) D.Lewis up the middle to TEN 24 for 9 yards (K.Alonso). The game has been suspended. Lightning Strike The game has resumed. Lightning Delay: 1 hr. 57 min.	
3-1-TEN 24	(1:09) M.Mariota up the middle to TEN 26 for 2 yards (A.Spence).	R8
<u>1-10-TEN 26</u>	(:54) (No Huddle, Shotgun) M.Mariota pass incomplete short middle to D.Walker. <i>PENALTY on TEN-T.Lewan, Face Mask (15 Yards), 13 yards, enforced at TEN 26 - No Play.</i>	
1-23-TEN 13	(:49) D.Lewis up the middle to TEN 17 for 4 yards (M.Fitzpatrick; R.McMillan). Timeout #1 by MIA at 00:40.	
2-19-TEN 17	(:40) (Shotgun) D.Lewis up the middle to TEN 23 for 6 yards (A.Spence). Timeout #2 by MIA at 00:35.	
3-13-TEN 23	(:35) (Shotgun) D.Lewis up the middle to TEN 27 for 4 yards (K.Alonso, C.Wake).	

Tennessee Titans vs Miami Dolphins at Hard Rock Stadium

Timeout #3 by MIA at 00:30.

4-9-TEN 27 (:30) (Punt formation) B.Kern punts 55 yards to MIA 18, Center-B.Brinkley. J.Grant to MIA 17 for -1 yards (D.Fluellen).

Miami Dolphins at 0:18

1-10-MIA 17 (:18) R.Tannehill kneels to MIA 16 for -1 yards.

END OF QUARTER

	Score	Time Poss	First Downs				Efficiencies	
			R	P	X	T	3 Down	4 Down
Tennessee Titans	3	4:46	1	0	1	2	1/3	0/0
Miami Dolphins	7	10:14	5	4	1	10	0/1	0/1



Third Quarter

9/9/2018

Play By Play

MIA elects to Receive, and TEN elects to defend the goal.

Halftime shortened to 3 min 30 sec. due to lightning delay R.Succop kicks 65 yards from TEN 35 to end zone, Touchback.

Miami Dolphins at 15:00

- 1-10-MIA 25 (15:00) F.Gore left guard to MIA 28 for 3 yards (W.Woodyard, J.Casey).
- 2-7-MIA 28 (14:30) R.Tannehill pass short middle to K.Drake to MIA 32 for 4 yards (W.Woodyard).
- 3-3-MIA 32 (13:51) (No Huddle, Shotgun) R.Tannehill pass incomplete deep left to D.Amendola [J.Casey].
- 4-3-MIA 32 (13:45) (Punt formation) M.Haack punts 45 yards to TEN 23, Center-J.Denney. A.Jackson to TEN 49 for 26 yards (B.Bolden). TEN-A.Jackson was injured during the play. His return is Questionable.

Tennessee Titans at 13:32

- 1-10-TEN 49 (13:32) D.Henry right guard to MIA 48 for 3 yards (A.Branch). TEN-A.Jackson was injured during the play. His return is Questionable.
- 2-7-MIA 48 (12:55) (Shotgun) D.Henry right guard to MIA 45 for 3 yards (V.Taylor, J.Baker). TEN-M.Mariota was injured during the play. His return is Questionable.
- 3-4-MIA 45 (12:14) New QB - #7 B.Gabbert (Shotgun) B.Gabbert pass incomplete short right to D.Walker.
- 4-4-MIA 45 (12:10) (Punt formation) B.Kern punts 35 yards to MIA 10, Center-B.Brinkley, fair catch by D.Amendola.

Miami Dolphins at 12:05

- 1-10-MIA 10 (12:05) K.Drake right end to MIA 15 for 5 yards (J.Brown).
- 2-5-MIA 15 (11:29) (No Huddle) K.Drake left end to MIA 19 for 4 yards (W.Woodyard; J.Brown).
- 3-1-MIA 19 (10:50) K.Drake up the middle to MIA 18 for -1 yards (J.Casey; W.Woodyard).
- 4-2-MIA 18 (10:09) (Punt formation) M.Haack punts 65 yards to TEN 17, Center-D.Smythe. R.Matthews to TEN 35 for 18 yards (W.Aikens).

Tennessee Titans at 9:58

- 1-10-TEN 35 (9:58) QB - #8 M.Mariota D.Lewis right end to TEN 39 for 4 yards (R.Jones).
- 2-6-TEN 39 (9:19) (Shotgun) M.Mariota pass deep left intended for T.Sharpe INTERCEPTED by R.Jones at MIA 39. R.Jones to TEN 35 for 26 yards (L.Stocker).  
*Penalty on MIA-J.Phillips, Taunting, offsetting.*  
*Penalty on TEN-D.Lewis, Taunting, offsetting.*  
*Penalty on MIA-B.McCain, Taunting, offsetting.*

Miami Dolphins at 9:04

- 1-10-TEN 35 (9:04) (Shotgun) R.Tannehill pass short left to J.Grant to TEN 31 for 4 yards (L.Ryan).  
Tennessee challenged the runner was down by contact ruling, and the play was Upheld. The ruling on the field was confirmed. (Timeout #1.)
- 2-6-TEN 31 (8:39) (Shotgun) R.Tannehill pass incomplete short right to D.Amendola.  
*PENALTY on TEN-L.Ryan, Defensive Holding, 5 yards, enforced at TEN 31 - No Play.* X14
- 1-10-TEN 26 (8:33) (Shotgun) R.Tannehill pass short right to D.Amendola to TEN 18 for 8 yards (L.Sims).
- 2-2-TEN 18 (8:05) (No Huddle, Shotgun) R.Tannehill pass short left to M.Gesicki to TEN 7 for 11 yards (K.Byard). TEN-W.Woodyard was injured during the play. His return is Questionable. P15
- 1-7-TEN 7 (7:35) (Shotgun) K.Drake up the middle to TEN 4 for 3 yards (K.Vaccaro).
- 2-4-TEN 4 (6:57) (No Huddle) R.Tannehill pass short left intended for M.Gesicki INTERCEPTED by M.Butler at TEN -1. M.Butler to TEN 33 for 34 yards (D.Amendola).  
The game has been suspended. Lightning Strike  
The game has resumed. Lightning Delay: 2 hr. 2 min.

Tennessee Titans at 6:47

- 1-10-TEN 33 (6:47) (Shotgun) M.Mariota pass short right intended for D.Lewis INTERCEPTED by K.Alonso at TEN 29. K.Alonso to TEN 28 for 1 yard (J.Kline).

Miami Dolphins at 6:42

- 1-10-TEN 28 (6:42) (Shotgun) F.Gore up the middle to TEN 24 for 4 yards (M.Butler; B.Orakpo).
- 2-6-TEN 24 (6:02) R.Tannehill pass short right to K.Stills to TEN 14 for 10 yards (A.Jackson). P16  
Timeout #1 by MIA at 05:23.
- 1-10-TEN 14 (5:23) R.Tannehill pass incomplete short right to A.Wilson (M.Butler).
- 2-10-TEN 14 (5:18) F.Gore up the middle to TEN 6 for 8 yards (K.Byard).
- 3-2-TEN 6 (4:51) F.Gore right tackle to TEN 9 for -3 yards (J.Casey, K.Correa).
- 4-5-TEN 9 (4:09) (Field Goal formation) J.Sanders 27 yard field goal is GOOD, Center-J.Denney, Holder-M.Haack.

TEN 3 MIA 10, 6 plays, 19 yards, 2:37 drive, 10:55 elapsed

J.Sanders kicks 65 yards from MIA 35 to end zone, Touchback.

Tennessee Titans at 4:05

- 1-10-TEN 25 (4:05) QB - #7 B.Gabbert D.Lewis left tackle to TEN 33 for 8 yards (C.Wake, A.Spence).
- 2-2-TEN 33 (3:38) (No Huddle) *PENALTY on MIA-D.Godchaux, Neutral Zone Infraction, 5 yards, enforced at TEN 33 - No Play.* X9
- 1-10-TEN 38 (3:15) D.Lewis right end to TEN 40 for 2 yards (X.Howard; C.Wake).

Tennessee Titans vs Miami Dolphins at Hard Rock Stadium

2-8-TEN 40	(2:32) D.Lewis left tackle to MIA 34 for 26 yards (K.Alonso, A.Spence).	R10
<u>1-10-MIA 34</u>	(1:59) (No Huddle) D.Lewis up the middle to MIA 36 for -2 yards (R.Jones).	
2-12-MIA 36	(1:08) (Shotgun) B.Gabbert pass short right to D.Walker pushed ob at MIA 20 for 16 yards (V.Taylor).	P11
<u>1-10-MIA 20</u>	(:30) B.Gabbert pass incomplete short left to T.Sharpe (B.McCain).	
2-10-MIA 20	(:26) D.Lewis left tackle to MIA 19 for 1 yard (V.Taylor).	

END OF QUARTER

	Score	Time Poss	First Downs				Efficiencies	
			R	P	X	T	3 Down	4 Down
Tennessee Titans	3	6:31	1	1	1	3	0/1	0/0
Miami Dolphins	10	8:29	0	2	1	3	0/3	0/0

Fourth Quarter

9/9/2018

Play By Play

Tennessee Titans continued.

3-9-MIA 19	(15:00) (Shotgun) B.Gabbert pass short middle to C.Davis to MIA 4 for 15 yards (R.Jones).	P12
<u>1-4-MIA 4</u>	<b>(14:22) D.Lewis up the middle for 4 yards, TOUCHDOWN.</b>	R13
	R.Succop extra point is GOOD, Center-B.Brinkley, Holder-B.Kern.	

TEN 10 MIA 10, 9 plays, 75 yards, 1 penalty, 4:48 drive, 0:43 elapsed

R.Succop kicks 67 yards from TEN 35 to MIA -2. J.Grant for 102 yards, TOUCHDOWN.

Miami Dolphins at 14:17

J.Sanders extra point is GOOD, Center-J.Denney, Holder-M.Haack.

TEN 10 MIA 17, 0 plays, 100 yards, 0:13 drive, 0:56 elapsed

J.Sanders kicks 65 yards from MIA 35 to end zone, Touchback.

Tennessee Titans at 14:04

1-10-TEN 25	(14:04) B.Gabbert pass incomplete short middle to C.Davis.	
2-10-TEN 25	(14:01) (Shotgun) B.Gabbert pass short right to D.Walker to TEN 38 for 13 yards (R.Jones).	P14
<u>1-10-TEN 38</u>	(13:23) D.Henry right end for 62 yards, TOUCHDOWN NULLIFIED by Penalty. <i>PENALTY on TEN-D.Walker, Offensive Holding, 10 yards, enforced at TEN 40.</i>	
1-18-TEN 30	(13:14) (Shotgun) B.Gabbert pass short middle to L.Stocker to TEN 36 for 6 yards (R.McMillan, C.Allen).	
2-12-TEN 36	(12:30) (Shotgun) B.Gabbert pass incomplete short left to D.Lewis.	
3-12-TEN 36	(12:26) (Shotgun) B.Gabbert pass short left to D.Lewis to TEN 42 for 6 yards (R.McMillan, R.Quinn).	
4-6-TEN 42	(11:45) (Punt formation) B.Kern punts 49 yards to MIA 9, Center-B.Brinkley. D.Amendola ran ob at MIA 11 for 2 yards (D.Cruikshank).	

Miami Dolphins at 11:39

1-10-MIA 11	(11:39) (Shotgun) R.Tannehill up the middle to MIA 15 for 4 yards (L.Ryan; W.Woodyard).	
2-6-MIA 15	(11:08) R.Tannehill pass incomplete short left to K.Stills.	
3-6-MIA 15	(11:04) (Shotgun) R.Tannehill pass short left to K.Drake ran ob at MIA 25 for 10 yards.	P17
<u>1-10-MIA 25</u>	<b>(10:33) (No Huddle) R.Tannehill pass deep middle to K.Stills for 75 yards, TOUCHDOWN.</b>	P18
	J.Sanders extra point is GOOD, Center-J.Denney, Holder-M.Haack.	

TEN 10 MIA 24, 4 plays, 89 yards, 1:17 drive, 4:38 elapsed

J.Sanders kicks 59 yards from MIA 35 to TEN 6. D.Jennings for 94 yards, TOUCHDOWN.

Tennessee Titans at 10:22

R.Succop extra point is GOOD, Center-B.Brinkley, Holder-B.Kern.

TEN 17 MIA 24, 0 plays, 94 yards, 0:11 drive, 4:49 elapsed

R.Succop kicks 65 yards from TEN 35 to end zone, Touchback.

Miami Dolphins at 10:11

1-10-MIA 25	(10:11) R.Tannehill pass incomplete deep right to J.Grant (K.Byard).	
2-10-MIA 25	(10:05) (No Huddle, Shotgun) R.Tannehill pass short right to J.Grant to MIA 31 for 6 yards (A.Jackson).	
3-4-MIA 31	(9:28) (Shotgun) R.Tannehill scrambles left end ran ob at MIA 37 for 6 yards. <i>PENALTY on MIA-J.Sitton, Offensive Holding, 11 yards, enforced at MIA 31 - No Play.</i>	
3-15-MIA 20	(8:55) (Shotgun) R.Tannehill pass deep middle intended for J.Grant INTERCEPTED by K.Vaccaro at TEN 43. K.Vaccaro to TEN 43 for no gain (J.Grant).	

Tennessee Titans at 8:47

1-10-TEN 43	(8:47) D.Lewis right guard to 50 for 7 yards (J.Baker; R.McMillan).	
2-3-50	(8:12) B.Gabbert pass incomplete short right to J.Smith.	
3-3-50	(8:07) (Shotgun) B.Gabbert pass short right to D.Lewis pushed ob at MIA 47 for 3 yards (K.Alonso).	P15
<u>1-10-MIA 47</u>	(7:35) D.Lewis left tackle to MIA 42 for 5 yards (R.Quinn, J.Baker).	
2-5-MIA 42	(6:58) D.Lewis right tackle to MIA 41 for 1 yard (R.McMillan, X.Howard).	
3-4-MIA 41	(6:20) (Shotgun) B.Gabbert pass short left intended for D.Walker INTERCEPTED by R.Jones at MIA 34. R.Jones to TEN 12 for 54 yards (J.Kline).	

Miami Dolphins at 6:04

1-10-TEN 12	(6:04) K.Drake right tackle to TEN 15 for -3 yards (J.Casey, W.Woodyard).	
2-13-TEN 15	(5:17) (Shotgun) R.Tannehill sacked at TEN 23 for -8 yards (K.Correa). Timeout #2 by TEN at 04:35.	
3-21-TEN 23	(4:35) (Shotgun) R.Tannehill pass short left to K.Stills to TEN 12 for 11 yards (W.Woodyard, L.Ryan).	
4-10-TEN 12	<b>(3:53) (Field Goal formation) J.Sanders 30 yard field goal is GOOD, Center-J.Denney, Holder-M.Haack.</b>	

Tennessee Titans vs Miami Dolphins at Hard Rock Stadium

TEN 17 MIA 27, 4 plays, 0 yards, 2:15 drive, 11:11 elapsed

J.Sanders kicks 65 yards from MIA 35 to end zone, Touchback.

Tennessee Titans at 3:49

- 1-10-TEN 25 (3:49) (Shotgun) B.Gabbert pass short middle to D.Walker to TEN 40 for 15 yards (T.McDonald). TEN-D.Walker was injured during the play. He is Out. P16
- 1-10-TEN 40 (3:33) (Shotgun) B.Gabbert pass incomplete deep right to C.Davis.
- 2-10-TEN 40 (3:21) (Shotgun) B.Gabbert pass short left to D.Lewis pushed ob at TEN 43 for 3 yards (K.Alonso).
- 3-7-TEN 43 (3:15) (Shotgun) B.Gabbert pass incomplete short right to C.Davis.
- Timeout #3 by TEN at 03:11.
- 4-7-TEN 43 (3:11) (Shotgun) B.Gabbert pass incomplete short left to D.Lewis.

Miami Dolphins at 3:07

- 1-10-TEN 43 (3:07) K.Drake left tackle to TEN 40 for 3 yards (K.Vaccaro).
- 2-7-TEN 40 (2:22) K.Drake right end to TEN 43 for -3 yards (K.Correa; W.Compton).

Two-Minute Warning

- 3-10-TEN 43 (2:00) K.Drake left tackle to TEN 43 for no gain (W.Woodyard; J.Casey).
- Timeout #2 by MIA at 01:15.
- 4-10-TEN 43 (1:15) (Punt formation) Penalty on MIA, Delay of Game, declined.
- 4-10-TEN 43 (1:15) (Punt formation) M.Haack punts 43 yards to end zone, Center-J.Denney, Touchback.

Tennessee Titans at 1:07

- 1-10-TEN 20 (1:07) (Shotgun) B.Gabbert pass short middle to C.Davis pushed ob at TEN 38 for 18 yards (X.Howard). P17
- 1-10-TEN 38 (:59) (Shotgun) B.Gabbert pass incomplete short middle to J.Smith (M.Fitzpatrick).
- 2-10-TEN 38 (:55) (Shotgun) B.Gabbert pass incomplete short middle to C.Davis.
- 3-10-TEN 38 (:50) (Shotgun) B.Gabbert pass short middle to J.Smith to 50 for 12 yards (T.McDonald). P18
- 1-10-50 (:32) (No Huddle, Shotgun) B.Gabbert pass short middle to D.Lewis to MIA 40 for 10 yards (J.Baker). P19
- 1-10-MIA 40 (:17) B.Gabbert spiked the ball to stop the clock.
- PENALTY on MIA, Defensive Too Many Men on Field, 5 yards, enforced at MIA 40 - No Play.
- 1-5-MIA 35 (:16) (Field Goal formation) R.Succop 53 yard field goal is GOOD, Center-B.Brinkley, Holder-B.Kern.

TEN 20 MIA 27, 6 plays, 45 yards, 1 penalty, 0:56 drive, 14:49 elapsed

(Onside Kick formation) D.Bates kicks onside 13 yards from TEN 35 to TEN 48. J.Baker (didn't try to advance) to TEN 48 for no gain (D.Bates).

Miami Dolphins at 0:11, (1st play from scrimmage 0:10)

- 1-10-TEN 48 (:10) R.Tannehill kneels to TEN 49 for -1 yards.

END OF QUARTER

	Score	Time Poss	First Downs				Efficiencies	
			R	P	X	T	3 Down	4 Down
Tennessee Titans	20	7:40	1	7	0	8	3/6	0/1
Miami Dolphins	27	7:20	0	2	0	2	1/4	0/0



# Miscellaneous Statistics Report

Tennessee Titans vs Miami Dolphins  
9/9/2018 at Hard Rock Stadium

## Ten Longest Plays for Tennessee Titans

Yards	Qtr	Play Start	Play Description
31	1	2-5-MIA 36	(3:28) M.Mariota pass deep left to L.Stocker to MIA 5 for 31 yards (T.McDonald).
26	3	2-8-TEN 40	(2:32) D.Lewis left tackle to MIA 34 for 26 yards (K.Alonso, A.Spence).
18	4	1-10-TEN 20	(1:07) (Shotgun) B.Gabbert pass short middle to C.Davis pushed ob at TEN 38 for 18 yards (X.Howard).
17	1	3-6-TEN 49	(12:22) (Shotgun) M.Mariota pass deep middle to C.Davis to MIA 34 for 17 yards (X.Howard) [C.Harris].
17	1	1-10-TEN 30	(7:09) M.Mariota pass short right to T.Sharpe to TEN 47 for 17 yards (T.McDonald).
16	3	2-12-MIA 36	(1:08) (Shotgun) B.Gabbert pass short right to D.Walker pushed ob at MIA 20 for 16 yards (V.Taylor).
15	4	3-9-MIA 19	(15:00) (Shotgun) B.Gabbert pass short middle to C.Davis to MIA 4 for 15 yards (R.Jones).
15	4	1-10-TEN 25	(3:49) (Shotgun) B.Gabbert pass short middle to D.Walker to TEN 40 for 15 yards (T.McDonald). TEN-D.Walker was injured during the play. He is Out.
13	2	2-15-TEN 20	(10:39) (Shotgun) M.Mariota pass short middle to D.Lewis to TEN 33 for 13 yards (K.Alonso, M.Fitzpatrick).
13	4	2-10-TEN 25	(14:01) (Shotgun) B.Gabbert pass short right to D.Walker to TEN 38 for 13 yards (R.Jones).

## Ten Longest Plays for Miami Dolphins

Yards	Qtr	Play Start	Play Description
75	4	1-10-MIA 25	(10:33) (No Huddle) R.Tannehill pass deep middle to K.Stills for 75 yards, TOUCHDOWN.
23	2	1-10-MIA 44	(14:01) (No Huddle, Shotgun) R.Tannehill pass short left to J.Grant to TEN 48 for 8 yards (M.Butler).
21	2	1-20-TEN 31	(12:01) F.Gore left tackle pushed ob at TEN 10 for 21 yards (M.Butler).
21	2	2-8-TEN 45	(4:15) (No Huddle, Shotgun) R.Tannehill pass short right to A.Wilson to TEN 24 for 21 yards (K.Vaccaro).
16	2	1-10-MIA 26	(6:45) (No Huddle) K.Drake left tackle to MIA 42 for 16 yards (K.Byard).
13	2	2-12-MIA 13	(7:16) R.Tannehill pass short left to J.Grant to MIA 26 for 13 yards (J.Brown, K.Vaccaro).
11	3	2-2-TEN 18	(8:05) (No Huddle, Shotgun) R.Tannehill pass short left to M.Gesicki to TEN 7 for 11 yards (K.Byard). TEN-W.Woodyard was
11	4	3-21-TEN 23	(4:35) (Shotgun) R.Tannehill pass short left to K.Stills to TEN 12 for 11 yards (W.Woodyard, L.Ryan).
10	1	1-10-MIA 22	(10:13) (Shotgun) K.Drake left end ran ob at MIA 32 for 10 yards.
10	2	1-10-MIA 34	(14:36) (No Huddle, Shotgun) F.Gore left guard to MIA 44 for 10 yards (K.Vaccaro).

## Touchdown Scoring Information

		Offense	Defense	Special Teams
VISITOR	Tennessee Titans	1	0	1
HOME	Miami Dolphins	2	0	1

## Player Scoring Information

Club	Player	TD	Rush TD	Rec TD	KO TD	Punt TD	Int TD	Fum TD	Misc TD	FG	XP	2Pt Rush	2Pt Rec	Sfty	Points
TEN	R.Succop	0	0	0	0	0	0	0	0	2	2	0	0	0	8
TEN	D.Lewis	0	1	0	0	0	0	0	0	0	0	0	0	0	6
TEN	D.Jennings	0	0	0	1	0	0	0	0	0	0	0	0	0	6
MIA	K.Stills	0	0	2	0	0	0	0	0	0	0	0	0	0	12
MIA	J.Sanders	0	0	0	0	0	0	0	0	2	3	0	0	0	9
MIA	J.Grant	0	0	0	1	0	0	0	0	0	0	0	0	0	6

## Possession Detail

	First Half		Second Half		Game	
	Visitor	Home	Visitor	Home	Visitor	Home
Largest Lead	3	4	0	14	3	14
Drives Leading	1	2	0	10	1	12
Time of Possession Leading	5:56	6:35	0:00	15:49	5:56	22:24
Largest Deficit	-4	-3	-14	0	-14	-3
Drives Trailing	2	2	9	0	11	2
Time of Possession Trailing	4:46	8:01	14:11	0:00	18:57	8:01
Times Score Tied Up		0		1		1
Lead Changes		2		1		3

# Playtime Percentage

*Percent of playtime per player on offense, defense and special teams*

Tennessee Titans						Miami Dolphins					
		Offense	Defense	Special Teams			Offense	Defense	Special Teams		
D Kelly	T	69 100%		4	14%	J Sitton	G	62 100%		5	18%
J Kline	G	69 100%		4	14%	D Kilgore	C	62 100%		5	18%
B Jones	C	69 100%				J James	T	62 100%		5	18%
Q Spain	G	68 99%		4	14%	J Davis	G	62 100%		5	18%
C Davis	WR	63 91%				L Tunsil	T	62 100%		5	18%
T Sharpe	WR	58 84%		1	4%	R Tannehill	QB	62 100%			
D Lewis	RB	49 71%				K Stills	WR	59 95%			
J Smith	TE	40 58%		13	46%	A Derby	TE	46 74%		12	43%
D Walker	TE	39 57%				K Drake	RB	46 74%			
R Matthews	WR	36 52%		1	4%	D Amendola	WR	45 73%		4	14%
T Lewan	T	36 52%		1	4%	A Wilson	WR	34 55%			
M Mariota	QB	36 52%				J Grant	WR	25 40%		6	21%
K Pamphile	G	34 49%		4	14%	M Gesicki	TE	21 34%			
B Gabbert	QB	33 48%				F Gore	RB	18 29%			
L Stocker	TE	25 36%		10	36%	D Smythe	TE	15 24%		10	36%
D Henry	RB	20 29%				B McCain	CB	1 2%	69 100%	11	39%
T Taylor	WR	9 13%				T McDonald	SS		69 100%	12	43%
D Jennings	WR	6 9%		11	39%	X Howard	CB		69 100%	5	18%
K Byard	FS		62 100%	9	32%	K Alonso	LB		69 100%	1	4%
K Vaccaro	SS		62 100%	9	32%	R Jones	FS		63 91%		
W Woodyard	LB		60 97%	4	14%	R McMillan	LB		61 88%	1	4%
L Ryan	CB		58 94%	5	18%	M Fitzpatrick	SS		44 64%	15	54%
M Butler	CB		55 89%	6	21%	R Quinn	DE		41 59%	1	4%
J Casey	DT		52 84%			C Wake	DE		38 55%	1	4%
K Correa	LB		48 77%	11	39%	A Spence	DT		36 52%	4	14%
A Jackson	CB		48 77%	8	29%	W Hayes	DE		32 46%	1	4%
B Orakpo	LB		48 77%			J Phillips	DT		31 45%	4	14%
J Brown	LB		44 71%	14	50%	J Baker	LB		30 43%	9	32%
D Jones	DE		40 65%	8	29%	D Godchaux	DT		29 42%	4	14%
A Johnson	NT		28 45%	6	21%	A Branch	DE		29 42%		
W Compton	LB		19 31%	16	57%	C Harris	DE		23 33%	7	25%
D Morgan	LB		14 23%			V Taylor	DT		18 26%	4	14%
S Finch	LB		14 23%			T McTyer	CB		6 9%	13	46%
B Logan	NT		13 21%	5	18%	C Allen	LB		2 3%	22	79%
A Wallace	LB		8 13%	23	82%	W Aikens	SS			22	79%
L Sims	CB		8 13%	19	68%	S Perry	RB			18	64%
D Bates	LB		1 2%	24	86%	T McEvoy	WR			18	64%
D Fluellen	RB			19	68%	B Bolden	RB			18	64%
B Trawick	FS			19	68%	S Anthony	LB			14	50%
D Cruikshank	FS			19	68%	J Sanders	K			11	39%
R Succop	K			9	32%	M Haack	P			9	32%
B Kern	P			8	29%	J Denney	LS			8	29%
B Brinkley	LS			8	29%	C Tankersley	CB			7	25%
C Levin	C			4	14%	S Young	T			5	18%
K Durden	CB			2	7%	T Larsen	G			5	18%

# 2018 TENNESSEE TITANS REGULAR SEASON STATISTICS

Won 0, Lost 1

Date	W-L	Score	OT	Opponent	Attendance
09/09	L	20-27		at Miami	65,184
09/16				Houston	
09/23				at Jacksonville	
09/30				Philadelphia	
10/07				at Buffalo	
10/14				Baltimore	
10/21				at L.A. Chargers	
11/05				at Dallas	
11/11				New England	
11/18				at Indianapolis	
11/26				at Houston	
12/02				N.Y. Jets	
12/06				Jacksonville	
12/16				at N.Y. Giants	
12/23				Washington	
12/30				Indianapolis	

Statistic	Tenn.	Opp.
<b>Total First Downs</b>	<b>19</b>	<b>18</b>
Rushing	4	7
Passing	13	9
Penalty	2	2
3rd Down: Made/Att	6/14	2/10
3rd Down Pct.	42.9	20.0
4th Down: Made/Att	0/2	0/1
4th Down Pct.	0.0	0.0
<b>Possession Avg.</b>	<b>29:35</b>	<b>30:25</b>
<b>Total Net Yards</b>	<b>336</b>	<b>342</b>
Avg. Per Game	336.0	342.0
Total Plays	67	58
Avg. Per Play	5.0	5.9
<b>Net Yards Rushing</b>	<b>116</b>	<b>120</b>
Avg. Per Game	116.0	120.0
Total Rushes	29	29
<b>Net Yards Passing</b>	<b>220</b>	<b>222</b>
Avg. Per Game	220.0	222.0
Sacked/Yards Lost	0/0	1/8
Gross Yards	220	230
Att./Completions	38/20	28/20
Completion Pct.	52.6	71.4
Had Intercepted	3	2
<b>Punts/Average</b>	<b>4/44.8</b>	<b>4/53.8</b>
Net Punting Avg.	4/44.5	4/32.8
<b>Penalties/Yards</b>	<b>5/48</b>	<b>7/51</b>
<b>Fumbles/Ball Lost</b>	<b>0/0</b>	<b>0/0</b>
<b>Touchdowns</b>	<b>2</b>	<b>3</b>
Rushing	1	0
Passing	0	2
Returns	1	1

Score By Periods	Q1	Q2	Q3	Q4	OT	PTS
Team	3	0	0	17	0	20
Opponents	0	7	3	17	0	27

Scoring	TD	Rush	Rec	Ret	K-PAT	FG	S	PTS
Succop	0	0	0	0	2/2	2/2	0	8
Jennings	1	0	0	1			0	6
D. Lewis	1	1	0	0			0	6
Team	2	1	0	1	2/2	2/2	0	20
Opponents	3	0	2	1	3/3	2/2	0	27

2-Pt Conv: TM 0-0, OPP 0-0

Sacks: Correa 1, TM 1

FUM/Lost: None

Rushing	No.	Yds	Avg	Long	TD
D. Lewis	16	75	4.7	26	1
Henry	10	26	2.6	5	0
Mariota	3	15	5.0	7	0
<b>Team</b>	<b>29</b>	<b>116</b>	<b>4.0</b>	<b>26</b>	<b>1</b>
<b>Opponents</b>	<b>29</b>	<b>120</b>	<b>4.1</b>	<b>21</b>	<b>0</b>

Receiving	No.	Yds	Avg	Long	TD
Davis	6	62	10.3	18	0
D. Lewis	5	35	7.0	13	0
Walker	4	52	13.0	16	0
Stocker	2	37	18.5	31	0
Sharpe	1	17	17.0	17	0
J. Smith	1	12	12.0	12	0
Henry	1	5	5.0	5	0
<b>Team</b>	<b>20</b>	<b>220</b>	<b>11.0</b>	<b>31</b>	<b>0</b>
<b>Opponents</b>	<b>20</b>	<b>230</b>	<b>11.5</b>	<b>75t</b>	<b>2</b>

Interceptions	No.	Yds	Avg	Long	TD
Butler	1	34	34.0	34	0
Vaccaro	1	0	0.0	0	0
<b>Team</b>	<b>2</b>	<b>34</b>	<b>17.0</b>	<b>34</b>	<b>0</b>
<b>Opponents</b>	<b>3</b>	<b>81</b>	<b>27.0</b>	<b>54</b>	<b>0</b>

Punting	No.	Yds	Avg	Net	TB	In	Lg	B
Kern	4	179	44.8	44.5	0	4	55	0
<b>Team</b>	<b>4</b>	<b>179</b>	<b>44.8</b>	<b>44.5</b>	<b>0</b>	<b>4</b>	<b>55</b>	<b>0</b>
<b>Opponents</b>	<b>4</b>	<b>215</b>	<b>53.8</b>	<b>32.8</b>	<b>2</b>	<b>0</b>	<b>65</b>	<b>0</b>

Punt Returns	Ret	FC	Yds	Avg	Long	TD
Jackson	1	0	26	26.0	26	0
Matthews	1	0	18	18.0	18	0
<b>Team</b>	<b>2</b>	<b>0</b>	<b>44</b>	<b>22.0</b>	<b>26</b>	<b>0</b>
<b>Opponents</b>	<b>2</b>	<b>1</b>	<b>1</b>	<b>0.5</b>	<b>2</b>	<b>0</b>

Kickoff Returns	No.	Yds	Avg	Long	TD
Jennings	2	121	60.5	94t	1
<b>Team</b>	<b>2</b>	<b>121</b>	<b>60.5</b>	<b>94t</b>	<b>1</b>
<b>Opponents</b>	<b>2</b>	<b>125</b>	<b>62.5</b>	<b>102t</b>	<b>1</b>

Field Goals	1-19	20-29	30-39	40-49	50+
Succop	0/0	0/0	0/0	1/1	1/1
<b>Team</b>	<b>0/0</b>	<b>0/0</b>	<b>0/0</b>	<b>1/1</b>	<b>1/1</b>
<b>Opponents</b>	<b>0/0</b>	<b>1/1</b>	<b>1/1</b>	<b>0/0</b>	<b>0/0</b>

Succop: (47G,53G)  
OPP: (27G,30G)

Passing	Att	Cmp	Yds	Cmp%	Yds/Att	TD	TD%	Int	Int%	Long	Sack/Lost	Rating
Gabbert	22	11	117	50.0	5.32	0	0.0	1	4.5	18	0/0	47.0
Mariota	16	9	103	56.3	6.44	0	0.0	2	12.5	31	0/0	36.2
<b>Team</b>	<b>38</b>	<b>20</b>	<b>220</b>	<b>52.6</b>	<b>5.79</b>	<b>0</b>	<b>0.0</b>	<b>3</b>	<b>7.9</b>	<b>31</b>	<b>0/0</b>	<b>37.2</b>
<b>Opponents</b>	<b>28</b>	<b>20</b>	<b>230</b>	<b>71.4</b>	<b>8.21</b>	<b>2</b>	<b>7.1</b>	<b>2</b>	<b>7.1</b>	<b>75t</b>	<b>1/8</b>	<b>89.9</b>

## **TITANS WIN A THRILLER OVER TEXANS, 20-17**

**BY JIM WYATT**  
**TITANS ONLINE**  
**SEPTEMBER 17, 2018**

NASHVILLE, Tenn. -- On the game's final play, Texans quarterback Deshaun Watson dropped back and spent what seemed like an eternity with the ball in his right hand.

When he finally let it go, it was clear the clock would tick down to zero at the end of the play.

And when it did, the Titans celebrated.

"Damn, I never thought a three-hour game would feel so good," Titans linebacker Wesley Woodyard said, referencing the team's seven-hour plus game, a loss, in Week One. "And we got the win. Now that was huge."

Yes, the Titans won a thriller on Sunday at Nissan Stadium.

Kicker Ryan Succop's 31-yard field goal with one minute left gave the Titans a 20-17 lead, and the team held on for the win. The Titans improved to 1-1 with the victory and will now face the Jaguars (2-0) next Sunday in Jacksonville.

"I'm proud of our defense. I'm proud of our offense, I'm proud of the coaches," Titans coach Mike Vrabel said after the game. It was his first win as head coach of the team. "This win in the NFL is not about the coaching. It will never be about the head coaching. Losing will. But winning is all about the players and the staff getting them ready.

"I think (this shows) they are willing to fight, compete, prepare. That's exactly what the message was this week. Everybody throws around culture, what kind of team you have when you lose games, and things don't look so good; and they responded, they competed, they prepared, they came together and played hard for each other."

Blaine Gabbert started at quarterback for the Titans, and players stepped up around him early. Marcus Mariota was in uniform, and watched the entire game from the sideline.

The Titans started back-up tackles Kevin Pamphile and Tyler Marz, promoted from the practice squad on Saturday, and they played well. Defensive lineman J.J. Watt was relatively quiet, held without a sack, and the Texans never mustered much pressure.

The Titans showed some creativity on offense, running the Wildcat. Vrabel went for it on a gutsy 4th and 1 deep in his own territory, and the Titans got it. The team executed a beautiful fake punt.

"It's a huge win," said Gabbert, who completed 13-of-20 passes for 117 yards and a touchdown, and executed the game-winning drive in the closing minutes. "Getting Vrabel his first win as a head coach was awesome. This team had a lot of adversity throughout the week. The guys fought their way to this win, and I'm just extremely proud of those guys. Our defense did a phenomenal job containing that offense. The guys that had to step in and play on the offensive line did an absolutely tremendous job, opening holes for Dion (Lewis) and Derrick (Henry), and giving me time to throw the football."

Henry (18-56) and Lewis (14-42) helped the Titans get to 100 rushing yards as a team, and the defense contained Watson, sacking him four times. Defensive lineman Jurrell Casey had two sacks.

"The defense was holding it down throughout the game," Titans linebacker Brian Orakpo said. "Then, the offense was finishing it off at the end. I mean it was a great one, two, three punch this time. I'm definitely excited for this team overall. We finally came out on the right end and we're trying to get back to the winning ways. We still have a long way to go and a long road ahead of us, but I'm excited

because it was a big divisional win and Coach Vrabel's first win. Very exciting. Every phase of the game today made a difference."

The Titans started with some trickery.

Titans safety Kevin Byard, lined up short and to the left of the snapper on the punt team, took the snap from Beau Brinkley and threw a left-handed pass to Dane Cruikshank, who was lined up uncovered outside as a gunner.

Cruikshank caught the pass and raced downfield, and into the end zone to give the Titans a 7-0 lead.

During the week, Byard admitted to throwing "ducks" when the team practiced the play.

"Wait to the game," Byard told them. "Everyone was saying during the week: It looks ugly, it looks ugly.' Today, everyone was telling me on the sideline was like 'Wow, What a play!

"My passer rating is crazy right now."

In fact, Byard's 66-yard touchdown pass to Cruikshank was the longest touchdown pass by a defensive player in the Super Bowl era, per the NFL. The previous record of 18 yards was held by Los Angeles Rams defensive back Ed Meador (November 19, 1967).

The Titans extended the lead to 14-0 on an 18-yard touchdown pass from Gabbert to receiver Taywan Taylor, who made Texans miss on the way into the end zone. The drive featured Henry lining up in the Wildcat formation, and a big stiff-arm by receiver Corey Davis, who threw a Texans defender off him on his way to a first down.

The defense made plays early, too.

Titans cornerback Adoree' Jackson made the defensive play of the day when he outjumped Texans receiver DeAndre Hopkins in the end zone to record his first career interception. The play kept the Titans ahead 14-0.

Momentum began to swing, however.

The Texans got on the scoreboard late in the first half on a 28-yard touchdown pass from Watson to Hopkins, with just 58 seconds left, and the Titans led 14-7 at the half.

The Texans cut the lead to 14-10 with 2:39 left in the third quarter on a field goal by kicker Ka'imi Fairbairn. Casey recorded his second sack in the second half, and linebacker Kamalei Correa also got to Watson and sacked him.

The Texans then took the lead early in the third quarter on a 39-yard touchdown pass from Watson to receiver Will Fuller, who got behind Titans cornerback Malcolm Butler to make it 17-14 with 13:25 left in the game.

But the Titans tied it up with a 42-yard field goal from kicker Ryan Succop with 9:43 remaining, making it 17-17.

And then Succop delivered the game-winner with a minute left, and the Titans held on.

"It was a huge win, just to bounce back after our loss last week," Lewis said. "It shows the character of our team. I think it is definitely going to be a good building step. We still have to learn. We could still have played a lot better today. We have to take the coaching and move on to next week."

###



# Week 2

## National Football League Game Summary

NFL Copyright © 2018 by The National Football League. All rights reserved. This summary and play-by-play is for the express purpose of assisting media in their coverage of the game; any other use of this material is prohibited without the written permission of the National Football League. Updated: 10/15/2018

Date: Sunday, 9/16/2018 Houston Texans at Tennessee Titans Start Time: 12:02 PM Central  
at Nissan Stadium, Nashville, TN

### Game Day Weather

Game Weather: Cloudy Temp: 81° F (27.2° C) Humidity: 63%, Wind: NE 12 mph  
Played Outdoors on Turf: Grass Outdoor Weather: Cloudy, Wind Chill: 83

### Officials

Referee: Morelli, Peter (135) Umpire: Woods, Steven (54) Down Judge: Stelljes, Steve (22)  
Line Judge: Seeman, Jeff (45) Field Judge: Jeffries, Anthony (36) Side Judge: Cheek, Boris (41)  
Back Judge: Ferguson, Keith (61) Replay Official: Matoren, Brian (0)

### Lineups

Houston Texans				Tennessee Titans			
Offense		Defense		Offense		Defense	
WR	10 D.Hopkins	DE	99 J.Watt	WR	19 T.Sharpe	DE	90 D.Jones
LT	75 M.Rankin	DE	98 D.Reader	TE	88 L.Stocker	DT	99 J.Casey
LG	64 S.Kelemete	NT	92 B.Dunn	LT	66 K.Pamphile	OLB	91 D.Morgan
C	66 N.Martin	SAM	59 W.Mercilus	LG	67 Q.Spain	ILB	59 W.Woodyard
RG	73 Z.Fulton	MIKE	55 B.McKinney	C	60 B.Jones	ILB	51 W.Compton
RT	70 J.Davenport	WILL	41 Z.Cunningham	RG	64 J.Kline	OLB	98 B.Orakpo
TE	84 R.Griffin	JACK	57 B.Scarlett	RT	69 T.Marz	CB	26 L.Ryan
TE	83 J.Thomas	CB	24 J.Joseph	TE	81 J.Smith	SS	24 K.Vaccaro
WR	15 W.Fuller	CB	25 K.Jackson	WR	84 C.Davis	FS	31 K.Byard
QB	4 D.Watson	S	32 T.Mathieu	RB	22 D.Henry	CB	21 M.Butler
RB	26 L.Miller	S	20 J.Reid	QB	7 B.Gabbert	CB	25 A.Jackson

### Substitutions

QB 5 J.Webb, K 7 K.Fairbairn, P 8 T.Daniel, WR 12 B.Ellington, WR 17 V.Smith, RB 21 T.Ervin, CB 22 A.Colvin, CB 23 J.Bademosi, RB 28 A.Blue, DB 31 N.Jamerson, DB 33 A.Moore, RB 38 G.Howell, DB 43 S.Wright, LS 46 J.Weeks, ILB 51 D.Cole, ILB 52 B.Peters, OLB 53 D.Ejiofor, OLB 58 P.Kalambayi, C/G 65 G.Mancz, T 74 K.Lamm, TE 88 J.Akins, DE 93 J.Heath, DE 97 A.Blackson

### Substitutions

K 4 R.Succop, P 6 B.Kern, WR 13 T.Taylor, WR 15 D.Jennings, WR 18 R.Matthews, DB 29 D.Cruikshank, RB 32 D.Fluellen, RB 33 D.Lewis, CB 36 L.Sims, S 41 B.Trawick, OLB 44 K.Correa, LS 48 B.Brinkley, LB 53 D.Bates, LB 54 R.Evans, LB 55 J.Brown, OLB 56 S.Finch, OLB 58 H.Landry, C/G 62 C.Levin, TE 85 M.Pruitt, TE 86 A.Firkser, DL 94 A.Johnson, DL 96 B.Logan

### Did Not Play

QB 3 B.Weeden

### Did Not Play

QB 8 M.Mariota, G 61 A.Stinnie

### Not Active

WR 16 K.Coutee, WR 18 S.Coates, DB 36 K.Webster, T 63 R.Johnson, DE/LB 90 J.Clowney, DE 91 C.Watkins, DE 95 C.Covington

### Not Active

WR 17 C.Batson, S 28 K.Lewis, OLB 52 A.Wallace, T/G 71 D.Kelly, T 77 T.Lewan, T 78 J.Conklin, DE 92 M.Dickerson

### Field Goals (made ( ) & missed)

K.Fairbairn		54SH (34)		R.Succop		(42) (31)	
		1	2	3	4	OT	Total
VISITOR:	Houston Texans	0	7	3	7	0	17
HOME:	Tennessee Titans	14	0	0	6	0	20

### Scoring Plays

Team	Qtr	Time	Play Description (Extra Point) (Drive Info)	Visitor	Home
Titans	1	9:51	D.Cruikshank 66 yd. pass from K.Byard (R.Succop kick) (5-84, 2:14)	0	7
Titans	1	0:35	T.Taylor 18 yd. pass from B.Gabbert (R.Succop kick) (9-56, 4:35)	0	14
Texans	2	0:58	D.Hopkins 28 yd. pass from D.Watson (K.Fairbairn kick) (6-53, 2:30)	7	14
Texans	3	2:39	K.Fairbairn 34 yd. Field Goal (9-36, 4:00)	10	14
Texans	4	13:25	W.Fuller 39 yd. pass from D.Watson (K.Fairbairn kick) (5-70, 1:43)	17	14
Titans	4	9:43	R.Succop 42 yd. Field Goal (8-51, 3:42)	17	17
Titans	4	1:00	R.Succop 31 yd. Field Goal (12-62, 5:41)	17	20

Paid Attendance: 62,372

Time: 2:57

Houston Texans										
FUMBLES	FUM	LOST	OWN-REC	YDS	TD	FORCED	OPP-REC	YDS	TD	OUT-BDS
D.Watson	2	0	2	-10	0	0	0	0	0	0
J.Watt	0	0	0	0	0	1	0	0	0	0
Total	2	0	2	-10	0	1	0	0	0	0
Tennessee Titans										
FUMBLES	FUM	LOST	OWN-REC	YDS	TD	FORCED	OPP-REC	YDS	TD	OUT-BDS
C.Davis	1	0	0	0	0	0	0	0	0	1
J.Casey	0	0	0	0	0	1	0	0	0	0
Total	1	0	0	0	0	1	0	0	0	1

## Final Team Statistics

	Visitor Texans	Home Titans
TOTAL FIRST DOWNS	21	15
By Rushing	6	7
By Passing	13	7
By Penalty	2	1
THIRD DOWN EFFICIENCY	5-11-45%	5-15-33%
FOURTH DOWN EFFICIENCY	0-0-0%	2-2-100%
TOTAL NET YARDS	437	283
Total Offensive Plays (inc. times thrown passing)	62	57
Average gain per offensive play	7.0	5.0
NET YARDS RUSHING	148	100
Total Rushing Plays	26	34
Average gain per rushing play	5.7	2.9
Tackles for a loss-number and yards	0-0	3-7
NET YARDS PASSING	289	183
Times thrown - yards lost attempting to pass	4-21	1-8
Gross yards passing	310	191
PASS ATTEMPTS-COMPLETIONS-HAD INTERCEPTED	32-22-1	22-15-0
Avg gain per pass play (inc.# thrown passing)	8.0	8.0
KICKOFFS Number-In End Zone-Touchbacks	4-4-4	5-5-5
PUNTS Number and Average	4-41.0	5-52.2
Had Blocked	0	0
FGs - PATs Had Blocked	0-0	0-0
Net Punting Average	35.5	47.2
TOTAL RETURN YARDAGE (Not Including Kickoffs)	25	2
No. and Yards Punt Returns	4-25	1-2
No. and Yards Kickoff Returns	0-0	0-0
No. and Yards Interception Returns	0-0	1-0
PENALTIES Number and Yards	11-88	8-70
FUMBLES Number and Lost	2-0	1-0
TOUCHDOWNS	2	2
Rushing	0	0
Passing	2	2
EXTRA POINTS Made-Attempts	2-2	2-2
Kicking Made-Attempts	2-2	2-2
FIELD GOALS Made-Attempts	1-2	2-2
RED ZONE EFFICIENCY	0-1-0%	1-2-50%
GOAL TO GO EFFICIENCY	0-1-0%	0-0-0%
SAFETIES	0	0
FINAL SCORE	17	20
TIME OF POSSESSION	29:38	30:22

# Ball Possession And Drive Chart

## Houston Texans

#	Time Recd	Time Lost	Time Poss	How Ball Obtained	Drive Began	# Play	Yds Gain	Yds Pen	Net Yds	1st Down	Last Scrm	How Given Up
1	15:00	12:05	2:55	Kickoff	HST 25	5	13	-5	8	1	HST 33	Punt
2	9:51	5:10	4:41	Kickoff	HST 25	8	28	11	39	2	TEN 36	Missed FG
3	0:35	12:14	3:21	Kickoff	HST 25	7	53	-15	38	2	TEN 37	Interception
4	8:54	7:36	1:18	Punt	HST 12	3	9	0	9	0	HST 21	Punt
5	3:28	0:58	2:30	Punt	HST 47	6	68	-15	53	3	TEN 28	Touchdown
6	13:25	8:17	5:08	Punt	HST 4	10	58	0	58	3	TEN 38	Punt
7	6:39	2:39	4:00	Punt	HST 48	9	36	0	36	3	* TEN 16	Field Goal
8	0:08	13:25	1:43	Punt	HST 30	5	70	0	70	3	TEN 39	Touchdown
9	9:43	6:41	3:02	Kickoff	HST 25	6	38	0	38	2	TEN 37	Punt
10	1:00	0:00	1:00	Kickoff	HST 25	5	54	0	54	2	HST 48	End of Game

(266) Average HST 27

## Tennessee Titans

#	Time Recd	Time Lost	Time Poss	How Ball Obtained	Drive Began	# Play	Yds Gain	Yds Pen	Net Yds	1st Down	Last Scrm	How Given Up
1	12:05	9:51	2:14	Punt	TEN 16	5	79	5	84	2	TEN 34	Touchdown
2	5:10	0:35	4:35	Missed FG	TEN 44	9	56	0	56	4	* HST 18	Touchdown
3	12:14	8:54	3:20	Interception	TEN 20	6	19	0	19	1	TEN 39	Punt
4	7:36	3:28	4:08	Punt	TEN 22	7	14	-23	-9	1	TEN 13	Punt
5	0:58	0:00	0:58	Kickoff	TEN 25	3	9	0	9	0	TEN 28	End of Half
6	15:00	13:25	1:35	Kickoff	TEN 25	3	6	0	6	0	TEN 31	Punt
7	8:17	6:39	1:38	Punt	TEN 5	3	5	0	5	0	TEN 10	Punt
8	2:39	0:08	2:31	Kickoff	TEN 25	3	-3	-5	-8	0	TEN 17	Punt
9	13:25	9:43	3:42	Kickoff	TEN 25	8	36	15	51	3	HST 24	Field Goal
10	6:41	1:00	5:41	Punt	TEN 25	12	62	0	62	4	* HST 13	Field Goal

(232) Average TEN 23

\* inside opponent's 20

Time of Possession by Quarter		1st	2nd	3rd	4th	OT	Total
Visitor	Houston Texans	8:11	6:34	9:16	5:37		29:38
Home	Tennessee Titans	6:49	8:26	5:44	9:23		30:22

Kickoff Drive No.-Start Average

Texans: 5 - HST 25

Titans: 4 - TEN 25

# Final Defensive Statistics

Houston Texans	Regular Defensive Plays												Special Teams					Misc			
	TKL	AST	COMB	SK	/ YDS	TFL	Q	IN	PD	FF	FR		TKL	AST	FF	FR	BL	TKL	AST	FF	FR
Z.Cunningham	6	1	7	0	0	0	0	0	0	0	0		0	1	0	0	0	0	0	0	0
J.Watt	4	2	6	0	0	2	0	0	0	1	0		0	0	0	0	0	0	0	0	0
K.Jackson	3	3	6	0	0	0	0	0	2	0	0		0	0	0	0	0	0	0	0	0
B.McKinney	1	5	6	0	0	0	0	0	0	0	0		0	0	0	0	0	0	0	0	0
J.Reid	4	1	5	0	0	0	1	0	0	0	0		0	0	0	0	0	0	0	0	0
B.Dunn	3	2	5	0	0	1	0	0	0	0	0		0	0	0	0	0	0	0	0	0
D.Reader	2	2	4	0	0	0	0	0	0	0	0		0	0	0	0	0	0	0	0	0
B.Scarlett	3	0	3	0	0	0	0	0	0	0	0		0	0	0	0	0	0	0	0	0
D.Cole	3	0	3	0	0	0	0	0	0	0	0		0	0	0	0	0	0	0	0	0
D.Ejiofor	2	1	3	1	8	1	1	0	0	0	0		0	0	0	0	0	0	0	0	0
W.Mercilus	2	1	3	0	0	0	0	0	0	0	0		0	0	0	0	0	0	0	0	0
A.Colvin	2	1	3	0	0	0	0	0	0	0	0		0	0	0	0	0	0	0	0	0
T.Mathieu	2	0	2	0	0	0	0	0	0	0	0		0	0	0	0	0	0	0	0	0
A.Blackson	2	0	2	0	0	0	0	0	0	0	0		0	0	0	0	0	0	0	0	0
J.Joseph	1	1	2	0	0	0	0	0	0	0	0		0	0	0	0	0	0	0	0	0
B.Peters	0	0	0	0	0	0	0	0	0	0	0		0	1	0	0	0	0	0	0	0
D.Watson	0	0	0	0	0	0	0	0	0	0	0		0	0	0	0	0	0	0	0	2
Total	40	20	60	1	8	4	2	0	2	1	0		0	2	0	0	0	0	0	0	2

TKL = Tackle AST = Assist COMB = Combined QH=QB Hit IN = Interception PD = Pass Defense FF = Forced Fumble FR = Fumble Recovery

Tennessee Titans	Regular Defensive Plays												Special Teams					Misc			
	TKL	AST	COMB	SK	/ YDS	TFL	QH	IN	PD	FF	FR		TKL	AST	FF	FR	BL	TKL	AST	FF	FR
W.Woodyard	5	3	8	0	0	0	1	0	0	0	0		0	0	0	0	0	0	0	0	0
M.Butler	7	0	7	0	0	0	0	0	2	0	0		0	0	0	0	0	0	0	0	0
K.Byard	7	0	7	0	0	0	0	0	0	0	0		0	1	0	0	0	0	0	0	0
A.Jackson	6	0	6	0	0	1	0	1	2	0	0		0	0	0	0	0	0	0	0	0
K.Vaccaro	5	1	6	0	0	0	0	0	0	0	0		0	0	0	0	0	0	0	0	0
J.Casey	4	1	5	2	9	1	1	0	0	1	0		0	0	0	0	0	0	0	0	0
K.Correa	3	2	5	1	5	2	2	0	0	0	0		0	0	0	0	0	0	0	0	0
L.Ryan	4	0	4	1	7	1	1	0	0	0	0		0	0	0	0	0	0	0	0	0
D.Morgan	2	2	4	0	0	0	1	0	0	0	0		0	0	0	0	0	0	0	0	0
J.Brown	2	0	2	0	0	0	0	0	0	0	0		0	0	0	0	0	0	0	0	0
D.Jones	1	1	2	0	0	0	1	0	0	0	0		0	0	0	0	0	0	0	0	0
W.Compton	1	1	2	0	0	0	0	0	0	0	0		0	0	0	0	0	0	0	0	0
B.Orakpo	1	0	1	0	0	0	1	0	0	0	0		0	0	0	0	0	0	0	0	0
B.Logan	0	1	1	0	0	0	0	0	0	0	0		0	0	0	0	0	0	0	0	0
A.Johnson	0	1	1	0	0	0	0	0	0	0	0		0	0	0	0	0	0	0	0	0
H.Landry	0	0	0	0	0	0	2	0	0	0	0		0	0	0	0	0	0	0	0	0
D.Cruikshank	0	0	0	0	0	0	0	0	0	0	0		1	1	0	0	0	0	0	0	0
B.Trawick	0	0	0	0	0	0	0	0	0	0	0		1	0	0	0	0	0	0	0	0
B.Brinkley	0	0	0	0	0	0	0	0	0	0	0		1	0	0	0	0	0	0	0	0
Total	48	13	61	4	21	5	10	1	4	1	0		3	2	0	0	0	0	0	0	0



9/16/2018 at Nissan Stadium

## First Half Summary

## TIME OF POSSESSION

Texans	14:45
Titans	15:15

## - Scoring Plays

Team	Qtr	Time	Play Description (Extra Point) (Drive Info)	Visitor	Home
Titans	1	9:51	D.Cruikshank 66 yd. pass from K.Byard (R.Succop kick) (5-84, 2:14)	0	7
Titans	1	0:35	T.Taylor 18 yd. pass from B.Gabbert (R.Succop kick) (9-56, 4:35)	0	14
Texans	2	0:58	D.Hopkins 28 yd. pass from D.Watson (K.Fairbairn kick) (6-53, 2:30)	7	14

	Houston Texans	Tennessee Titans
TOTAL FIRST DOWNS	8	8
First Downs Rushing-Passing-by Penalty	1 - 5 - 2	5 - 3 - 0
THIRD DOWN EFFICIENCY	3-6-50%	3-8-38%
TOTAL NET YARDS	181	177
Total Offensive Plays	28	30
NET YARDS RUSHING	70	56
NET YARDS PASSING	111	121
Gross Yards Passing	120	121
Times thrown-yards lost attempting to pass	2-9	0-0
Pass Attempts-Completions-Had Intercepted	14 - 10 - 1	11 - 7 - 0
Punts-Number and Average	2 - 50	2 - 48
Penalties-Number and Yards	7 - 60	5 - 54
Fumbles-Number and Lost	1 - 0	0 - 0
Red Zone Efficiency	0-0-0%	1-1-100%
Average Drive Start	HST 27	TEN 25

Houston Texans									Tennessee Titans												
RUSHING			ATT	YDS	AVG	LG	TD		RUSHING			ATT	YDS	AVG	LG	TD					
L.Miller			5	33	6.6	18	0		D.Henry			11	32	2.9	9	0					
D.Watson			3	19	6.3	15	0		D.Lewis			7	23	3.3	6	0					
A.Blue			4	18	4.5	8	0		B.Gabbert			1	1	1.0	1	0					
Total			12	70	5.8	18	0		Total			19	56	2.9	9	0					
PASSING			ATT	CMP	YDS	SK/YD	TD	LG	IN	RT	PASSING			ATT	CMP	YDS	SK/YD	TD	LG	IN	RT
D.Watson			14	10	120	2/9	1	28	1	91.4	B.Gabbert			9	5	47	0/0	1	18	0	107.2
											K.Byard			1	1	66	0/0	1	66	0	158.3
											D.Henry			1	1	8	0/0	0	8	0	100.0
Total			14	10	120	2/9	1	28	1	91.4	Total			11	7	121	0/0	2	66	0	140.5
PASS RECEIVING			TAR	REC	YDS	AVG	LG	TD		PASS RECEIVING			TAR	REC	YDS	AVG	LG	TD			
W.Fuller			3	3	22	7.3	9	0		T.Taylor			4	3	32	10.7	18	1			
D.Hopkins			5	2	51	25.5	28	1		C.Davis			3	2	19	9.5	12	0			
B.Ellington			2	2	22	11.0	17	0		D.Cruikshank			1	1	66	66.0	66	1			
R.Griffin			1	1	19	19.0	19	0		R.Matthews			1	1	4	4.0	4	0			
J.Akins			1	1	8	8.0	8	0		T.Sharpe			1	0	0	0.0	0	0			
L.Miller			1	1	-2	-2.0	-2	0													
J.Thomas			1	0	0	0.0	0	0													
Total			14	10	120	12.0	28	1		Total			10	7	121	17.3	66	2			

Houston Texans	Regular Defensive Plays												Special Teams					Misc			
	TKL	AST	COMB	SK / YDS	TFL	Q	IN	PD	FF	FR		TKL	AST	FF	FR	BL	TKL	AST	FF	FR	
K.Jackson	2	2	4	0	0	0	0	0	2	0	0	0	0	0	0	0	0	0	0	0	
J.Watt	2	2	4	0	0	1	0	0	0	0	0	0	0	0	0	0	0	0	0	0	
B.Dunn	2	1	3	0	0	1	0	0	0	0	0	0	0	0	0	0	0	0	0	0	
D.Cole	2	0	2	0	0	0	0	0	0	0	0	0	0	0	0	0	0	0	0	0	
Total	8	5	13	0	0	2	0	0	2	0	0	0	0	0	0	0	0	0	0	0	

9/16/2018 at Nissan Stadium

[illegible]

## Play By Play

## First Quarter

9/16/2018

TEN wins the coin toss and elects to defer. HST elects to Receive, and TEN elects to defend the north goal.

R.Succop kicks 65 yards from TEN 35 to end zone, Touchback.

Houston Texans at 15:00

1-10-HST 25	(15:00) L.Miller right guard to HST 28 for 3 yards (W.Woodyard, W.Compton).	
2-7-HST 28	(14:24) (Shotgun) D.Watson pass short left to W.Fuller to HST 37 for 9 yards (M.Butler).	P1
<u>1-10-HST 37</u>	(13:47) (No Huddle, Shotgun) PENALTY on HST-J.Davenport, False Start, 5 yards, enforced at HST 37 - No Play.	
1-15-HST 32	(13:28) (Shotgun) D.Watson pass incomplete short middle to D.Hopkins (M.Butler) [D.Morgan].	
2-15-HST 32	(13:23) L.Miller left end pushed ob at HST 35 for 3 yards (M.Butler).	
3-12-HST 35	(12:50) (Shotgun) D.Watson sacked at HST 33 for -2 yards (J.Casey).	
4-14-HST 33	(12:17) (Punt formation) T.Daniel punts 53 yards to TEN 14, Center-J.Weeks. A.Jackson to TEN 16 for 2 yards (B.Peters; Z.Cunningham). TEN-D.Fluellen was injured during the play. His return is Questionable.	

Tennessee Titans at 12:05

1-10-TEN 16	(12:05) PENALTY on HST-J.Watt, Neutral Zone Infraction, 5 yards, enforced at TEN 16 - No Play.	
1-5-TEN 21	(12:05) D.Henry right tackle to TEN 30 for 9 yards (K.Jackson).	R1
<u>1-10-TEN 30</u>	(11:26) D.Henry right tackle to TEN 31 for 1 yard (D.Reader, W.Mercilus).	
2-9-TEN 31	(10:51) (No Huddle) D.Henry left tackle to TEN 34 for 3 yards (B.Dunn; J.Watt).	
3-6-TEN 34	(10:05) (Shotgun) B.Gabbert pass incomplete deep middle to T.Sharpe (K.Jackson).	
4-6-TEN 34	(10:00) (Punt formation) K.Byard pass deep right to D.Cruikshank for 66 yards, TOUCHDOWN.	P2
	R.Succop extra point is GOOD, Center-B.Brinkley, Holder-B.Kern.	

HST 0 TEN 7, 5 plays, 84 yards, 1 penalty, 2:14 drive, 5:09 elapsed

R.Succop kicks 65 yards from TEN 35 to end zone, Touchback.

Houston Texans at 9:51

1-10-HST 25	(9:51) (Shotgun) L.Miller left guard to HST 31 for 6 yards (W.Woodyard, D.Jones).	
2-4-HST 31	(9:14) (No Huddle) L.Miller left tackle pushed ob at HST 49 for 18 yards (K.Byard).	R2
<u>1-10-HST 49</u>	(8:49) (No Huddle, Shotgun) D.Watson sacked at HST 42 for -7 yards (L.Ryan).	
2-17-HST 42	(8:16) (No Huddle, Shotgun) A.Blue right guard to 50 for 8 yards (K.Byard, D.Morgan).	
3-9-50	(7:38) (No Huddle, Shotgun) D.Watson pass incomplete deep right to D.Hopkins [J.Brown].	
	PENALTY on TEN-A.Jackson, Defensive Pass Interference, 16 yards, enforced at 50 - No Play.	X3
<u>1-10-TEN 34</u>	(7:30) (Shotgun) PENALTY on HST-J.Davenport, False Start, 5 yards, enforced at TEN 34 - No Play.	
1-15-TEN 39	(7:30) D.Watson FUMBLES (Aborted) at TEN 39, and recovers at TEN 49. D.Watson to TEN 49 for no gain (K.Correa).	
2-25-TEN 49	(6:47) (Shotgun) D.Watson pass short right to L.Miller to HST 49 for -2 yards (A.Jackson, D.Morgan).	
3-27-HST 49	(6:02) (Shotgun) D.Watson scrambles right tackle to TEN 36 for 15 yards (W.Woodyard).	
4-12-TEN 36	(5:16) (Field Goal formation) K.Fairbairn 54 yard field goal is No Good, Short, Center-J.Weeks, Holder-T.Daniel.	

Tennessee Titans at 5:10

1-10-TEN 44	(5:10) Direct snap to D.Henry. D.Henry up the middle to 50 for 6 yards (B.Scarlett).	
2-4-50	(4:41) Direct snap to D.Henry. D.Henry left guard to HST 45 for 5 yards (J.Reid).	R3
<u>1-10-HST 45</u>	(4:09) Direct snap to D.Henry. D.Henry pass short middle to T.Taylor pushed ob at HST 37 for 8 yards (T.Mathieu).	
2-2-HST 37	(3:37) Direct snap to D.Henry. D.Henry up the middle to HST 36 for 1 yard (D.Reader; B.McKinney).	
3-1-HST 36	(3:06) Direct snap to D.Henry. D.Henry right guard to HST 31 for 5 yards (Z.Cunningham; K.Jackson).	R4
	Timeout #1 by TEN at 02:20.	
<u>1-10-HST 31</u>	(2:20) (Shotgun) D.Lewis up the middle to HST 30 for 1 yard (J.Watt).	
2-9-HST 30	(1:41) (Shotgun) D.Lewis right guard to HST 25 for 5 yards (B.Dunn).	
3-4-HST 25	(1:19) (No Huddle, Shotgun) B.Gabbert pass short right to C.Davis pushed ob at HST 18 for 7 yards (T.Mathieu).	P5
<u>1-10-HST 18</u>	(:43) (Shotgun) B.Gabbert pass short left to T.Taylor for 18 yards, TOUCHDOWN.	P6
	R.Succop extra point is GOOD, Center-B.Brinkley, Holder-B.Kern.	

HST 0 TEN 14, 9 plays, 56 yards, 4:35 drive, 14:25 elapsed

R.Succop kicks 65 yards from TEN 35 to end zone, Touchback.

Houston Texans at 0:35

1-10-HST 25	(:35) A.Blue right tackle to HST 28 for 3 yards (B.Orakpo).	
2-7-HST 28	(:02) (Shotgun) D.Watson pass short left to R.Griffin to HST 47 for 19 yards (M.Butler, W.Woodyard) [B.Orakpo].	P4

Houston Texans vs Tennessee Titans at Nissan Stadium

END OF QUARTER

	Score	Time Poss	First Downs				Efficiencies	
			R	P	X	T	3 Down	4 Down
Houston Texans	0	8:11	1	2	1	4	0/2	0/0
Tennessee Titans	14	6:49	3	3	0	6	2/3	1/1

## Play By Play

## Second Quarter

9/16/2018

Houston Texans continued.

<u>1-10-HST 47</u>	(15:00) A.Blue left tackle to TEN 49 for 4 yards (K.Vaccaro, W.Woodyard).	
2-6-TEN 49	(14:26) D.Watson pass short left to D.Hopkins pushed ob at TEN 24 for 25 yards (A.Jackson).	
	PENALTY on HST-S.Kelemete, Clipping, 15 yards, enforced at TEN 49 - No Play.	
2-21-HST 36	(13:57) (Shotgun) D.Watson pass deep right to B.Ellington to TEN 47 for 17 yards (L.Ryan).	
3-4-TEN 47	(13:22) (Shotgun) D.Watson pass short right to W.Fuller to TEN 40 for 7 yards (A.Jackson).	P5
<u>1-10-TEN 40</u>	(12:56) (No Huddle) A.Blue right tackle to TEN 37 for 3 yards (J.Casey).	
2-7-TEN 37	(12:22) (No Huddle) D.Watson pass deep middle intended for D.Hopkins INTERCEPTED by A.Jackson at TEN -9. Touchback.	

Tennessee Titans at 12:14

1-10-TEN 20	(12:14) D.Henry up the middle to TEN 17 for -3 yards (J.Watt).	
2-13-TEN 17	(11:36) B.Gabbert pass short right to C.Davis to TEN 29 for 12 yards (K.Jackson).	
3-1-TEN 29	(10:58) D.Henry left guard to TEN 31 for 2 yards (D.Ejiofor).	R7
<u>1-10-TEN 31</u>	(10:13) (Shotgun) B.Gabbert pass incomplete deep right to C.Davis.	
2-10-TEN 31	(10:07) (Shotgun) D.Lewis left tackle to TEN 35 for 4 yards (W.Mercilus).	
3-6-TEN 35	(9:32) (No Huddle, Shotgun) B.Gabbert pass short left to R.Matthews pushed ob at TEN 39 for 4 yards (A.Colvin).	
4-2-TEN 39	(9:06) (Punt formation) B.Kern punts 50 yards to HST 11, Center-B.Brinkley. T.Ervin to HST 24 for 13 yards (B.Trawick).	
	PENALTY on HST-S.Wright, Offensive Holding, 10 yards, enforced at HST 22.	

Houston Texans at 8:54

1-10-HST 12	(8:54) (Shotgun) L.Miller right guard to HST 15 for 3 yards (B.Logan; A.Johnson).	
2-7-HST 15	(8:25) (Shotgun) D.Watson pass short right to W.Fuller to HST 21 for 6 yards (A.Jackson, W.Woodyard).	
3-1-HST 21	(7:49) D.Watson pass incomplete deep right to J.Thomas [K.Correa].	
4-1-HST 21	(7:43) (Punt formation) T.Daniel punts 47 yards to TEN 32, Center-J.Weeks, fair catch by A.Jackson.	
	PENALTY on TEN-M.Butler, Offensive Holding, 10 yards, enforced at TEN 32.	

Tennessee Titans at 7:36

1-10-TEN 22	(7:36) D.Lewis right tackle to TEN 19 for -3 yards (B.Dunn).	
2-13-TEN 19	(6:59) D.Lewis left guard to TEN 25 for 6 yards (D.Cole).	
3-7-TEN 25	(6:16) (Shotgun) B.Gabbert pass short left to T.Taylor to TEN 31 for 6 yards (A.Colvin; B.McKinney).	
4-1-TEN 31	(5:47) B.Gabbert up the middle to TEN 32 for 1 yard (A.Blackson).	R8
<u>1-10-TEN 32</u>	(4:52) D.Lewis right end to TEN 35 for 3 yards (K.Jackson).	
	PENALTY on TEN-J.Smith, Offensive Holding, 10 yards, enforced at TEN 32 - No Play.	
1-20-TEN 22	(4:24) (Shotgun) D.Lewis up the middle to TEN 26 for 4 yards (D.Cole, J.Watt).	
2-16-TEN 26	(3:47) (Shotgun) B.Gabbert pass incomplete short right to T.Taylor (K.Jackson).	
3-16-TEN 26	(3:43) (Shotgun) B.Gabbert pass incomplete short right [J.Reid].	
	PENALTY on TEN-B.Gabbert, Intentional Grounding, 13 yards, enforced at TEN 26.	
4-29-TEN 13	(3:38) (Punt formation) B.Kern punts 46 yards to HST 41, Center-B.Brinkley. T.Ervin pushed ob at HST 47 for 6 yards (D.Cruikshank; K.Byard).	

Houston Texans at 3:28

1-10-HST 47	(3:28) L.Miller right guard to 50 for 3 yards (J.Brown, D.Morgan).	
	PENALTY on HST-R.Griffin, Offensive Holding, 10 yards, enforced at HST 47 - No Play.	
1-20-HST 37	(3:05) (Shotgun) D.Watson pass short right to B.Ellington to HST 42 for 5 yards (A.Jackson) [B.Orakpo].	
	PENALTY on TEN-M.Butler, Illegal Contact, 5 yards, enforced at HST 37 - No Play.	X6
<u>1-10-HST 42</u>	(2:58) D.Watson pass short right to W.Fuller to TEN 42 for 16 yards (A.Jackson) [B.Orakpo].	
	PENALTY on HST-M.Rankin, Offensive Holding, 10 yards, enforced at HST 42 - No Play.	
1-20-HST 32	(2:35) (Shotgun) D.Watson pass short middle to J.Akins to HST 40 for 8 yards (K.Vaccaro).	
2-12-HST 40	(2:03) (No Huddle, Shotgun) D.Watson pass short left to B.Ellington pushed ob at HST 45 for 5 yards (K.Vaccaro).	

Two-Minute Warning

3-7-HST 45	(1:58) (Shotgun) D.Watson pass deep middle to D.Hopkins to TEN 32 for 23 yards (J.Brown).	P7
<u>1-10-TEN 32</u>	(1:22) (No Huddle, Shotgun) D.Watson scrambles up the middle to TEN 28 for 4 yards (D.Morgan).	
	Timeout #1 by HST at 01:16.	
2-6-TEN 28	(1:16) (Shotgun) D.Watson pass incomplete deep left to D.Hopkins.	
3-6-TEN 28	(1:08) (Shotgun) D.Watson pass deep middle to D.Hopkins for 28 yards, TOUCHDOWN.	P8



## Houston Texans vs Tennessee Titans at Nissan Stadium

K.Fairbairn extra point is GOOD, Center-J.Weeks, Holder-T.Daniel.

HST 7 TEN 14, 6 plays, 53 yards, 1 penalty, 2:30 drive, 14:02 elapsed

K.Fairbairn kicks 65 yards from HST 35 to end zone, Touchback.

Tennessee Titans at 0:58

1-10-TEN 25 (:58) D.Henry left guard to TEN 28 for 3 yards (J.Reid; J.Joseph).

Timeout #2 by HST at 00:50.

2-7-TEN 28 (:50) D.Henry right tackle to TEN 28 for no gain (Z.Cunningham).

Timeout #3 by HST at 00:46.

3-7-TEN 28 (:46) D.Lewis up the middle to TEN 34 for 6 yards (K.Jackson; D.Ejiofor).

END OF QUARTER

	Score	Time Poss	First Downs				Efficiencies	
			R	P	X	T	3 Down	4 Down
Houston Texans	7	6:34	0	3	1	4	3/4	0/0
Tennessee Titans	14	8:26	2	0	0	2	1/5	1/1

Third Quarter

9/16/2018

Play By Play

TEN elects to Receive, and HST elects to defend the South goal.

K.Fairbairn kicks 65 yards from HST 35 to end zone, Touchback.

Tennessee Titans at 15:00

- 1-10-TEN 25 (15:00) D.Henry left tackle to TEN 29 for 4 yards (W.Mercilus).
- 2-6-TEN 29 (14:18) D.Lewis right end to TEN 31 for 2 yards (B.Dunn; B.McKinney).
- 3-4-TEN 31 (13:38) (Shotgun) B.Gabbert pass incomplete deep right to C.Davis.
- 4-4-TEN 31 (13:33) (Punt formation) B.Kern punts 62 yards to HST 7, Center-B.Brinkley, out of bounds.  
PENALTY on HST-N.Jamerson, Offensive Holding, 3 yards, enforced at HST 7.

Houston Texans at 13:25

- 1-10-HST 4 (13:25) L.Miller up the middle to HST 7 for 3 yards (D.Jones, K.Correa).
- 2-7-HST 7 (12:53) (No Huddle) D.Watson pass deep left to W.Fuller to HST 27 for 20 yards (M.Butler) [D.Jones]. P9
- 1-10-HST 27 (12:22) (No Huddle) L.Miller left guard to HST 30 for 3 yards (K.Correa).
- 2-7-HST 30 (11:41) (No Huddle) D.Watson pass short right to W.Fuller pushed ob at HST 45 for 15 yards (A.Jackson). P10
- 1-10-HST 45 (11:09) (No Huddle, Shotgun) D.Watson pass incomplete short left to J.Thomas.
- 2-10-HST 45 (11:05) L.Miller right tackle to 50 for 5 yards (D.Morgan, J.Casey).
- 3-5-50 (10:22) (Shotgun) D.Watson pass short middle to W.Fuller to TEN 34 for 16 yards (M.Butler). P11
- 1-10-TEN 34 (9:57) (No Huddle) L.Miller right tackle to TEN 33 for 1 yard (K.Vaccaro; K.Correa).
- 2-9-TEN 33 (9:21) D.Watson sacked at TEN 38 for -5 yards (K.Correa).  
Timeout #1 by HST at 08:34.
- 3-14-TEN 38 (8:34) (Shotgun) D.Watson pass incomplete deep right to D.Hopkins (A.Jackson) [H.Landry].
- 4-14-TEN 38 (8:27) (Punt formation) T.Daniel punts 27 yards to TEN 11, Center-J.Weeks, downed by HST-B.Peters.  
PENALTY on TEN-J.Casey, Offensive Holding, 6 yards, enforced at TEN 11.

Tennessee Titans at 8:17

- 1-10-TEN 5 (8:17) D.Lewis left tackle to TEN 6 for 1 yard (Z.Cunningham).
- 2-9-TEN 6 (7:43) B.Gabbert pass short left to L.Stocker to TEN 10 for 4 yards (Z.Cunningham).
- 3-5-TEN 10 (6:58) (Shotgun) B.Gabbert pass incomplete short right to R.Matthews.
- 4-5-TEN 10 (6:50) (Punt formation) B.Kern punts 51 yards to HST 39, Center-B.Brinkley. T.Ervin to HST 48 for 9 yards (B.Brinkley).

Houston Texans at 6:39

- 1-10-HST 48 (6:39) (Shotgun) D.Watson pass short right to D.Hopkins to TEN 44 for 8 yards (A.Jackson).
- 2-2-TEN 44 (6:12) (Shotgun) L.Miller right end pushed ob at TEN 34 for 10 yards (K.Byard). R12
- 1-10-TEN 34 (5:44) (Shotgun) D.Watson scrambles up the middle ran ob at TEN 21 for 13 yards (W.Compton). R13
- 1-10-TEN 21 (5:12) (No Huddle) L.Miller up the middle to TEN 14 for 7 yards (K.Byard).
- 2-3-TEN 14 (4:46) (No Huddle) L.Miller up the middle to TEN 9 for 5 yards (W.Woodyard). R14
- 1-9-TEN 9 (4:13) L.Miller left tackle to TEN 9 for no gain (W.Woodyard).
- 2-9-TEN 9 (3:35) (Shotgun) D.Watson pass incomplete short left to J.Thomas [W.Woodyard].
- 3-9-TEN 9 (3:26) (Shotgun) D.Watson sacked at TEN 16 for -7 yards (J.Casey). FUMBLES (J.Casey), and recovers at TEN 16.
- 4-16-TEN 16 (2:44) (Field Goal formation) K.Fairbairn 34 yard field goal is GOOD, Center-J.Weeks, Holder-T.Daniel.

HST 10 TEN 14, 9 plays, 36 yards, 4:00 drive, 12:21 elapsed

K.Fairbairn kicks 65 yards from HST 35 to end zone, Touchback.

Tennessee Titans at 2:39

- 1-10-TEN 25 (2:39) B.Gabbert pass short left to D.Lewis to TEN 26 for 1 yard (A.Blackson).
- 2-9-TEN 26 (2:02) PENALTY on TEN-K.Pamphile, False Start, 5 yards, enforced at TEN 26 - No Play.
- 2-14-TEN 21 (1:47) B.Gabbert sacked at TEN 13 for -8 yards (D.Ejiofor).
- 3-22-TEN 13 (1:02) (Shotgun) B.Gabbert pass short right to R.Matthews to TEN 17 for 4 yards (A.Colvin).
- 4-18-TEN 17 (:17) (Punt formation) B.Kern punts 52 yards to HST 31, Center-B.Brinkley. T.Ervin to HST 30 for -1 yards (D.Cruikshank).

Houston Texans at 0:08

- 1-10-HST 30 (:08) (Shotgun) D.Watson pass short right to J.Akins to HST 43 for 13 yards (A.Jackson). P15

END OF QUARTER

	Score	Time Poss	First Downs				Efficiencies	
			R	P	X	T	3 Down	4 Down
Houston Texans	10	9:16	3	4	0	7	1/3	0/0
Tennessee Titans	14	5:44	0	0	0	0	0/3	0/0

Houston Texans continued.

<u>1-10-HST 43</u>	(15:00) (Shotgun) A.Blue right end pushed ob at TEN 49 for 8 yards (L.Ryan).	
2-2-TEN 49	(14:37) A.Blue right tackle to TEN 42 for 7 yards (K.Byard).	R16
<u>1-10-TEN 42</u>	(14:10) (No Huddle, Shotgun) A.Blue right guard to TEN 39 for 3 yards (J.Brown).	
2-7-TEN 39	(13:32) (No Huddle, Shotgun) D.Watson pass deep left to W.Fuller for 39 yards, TOUCHDOWN.	P17
	K.Fairbairn extra point is GOOD, Center-J.Weeks, Holder-T.Daniel.	

HST 17 TEN 14, 5 plays, 70 yards, 1:43 drive, 1:35 elapsed

K.Fairbairn kicks 65 yards from HST 35 to end zone, Touchback.

Tennessee Titans at 13:25

1-10-TEN 25	(13:25) B.Gabbert pass short right to L.Stocker pushed ob at TEN 36 for 11 yards (D.Cole).	P9
	PENALTY on HST, Unsportsmanlike Conduct, 15 yards, enforced at TEN 36.	X10
<u>1-10-HST 49</u>	(12:55) (Shotgun) D.Henry left end pushed ob at HST 43 for 6 yards (J.Reid).	
2-4-HST 43	(12:20) D.Henry right tackle to HST 42 for 1 yard (K.Jackson; D.Reader).	
3-3-HST 42	(11:38) (Shotgun) B.Gabbert pass short middle to T.Sharpe to HST 28 for 14 yards (J.Joseph).	P11
<u>1-10-HST 28</u>	(11:20) (No Huddle) B.Gabbert pass incomplete short left to R.Matthews.	
2-10-HST 28	(11:16) D.Lewis up the middle to HST 29 for -1 yards (J.Watt).	
	Timeout #1 by TEN at 10:29.	
3-11-HST 29	(10:29) (Shotgun) B.Gabbert pass short left to C.Davis to HST 24 for 5 yards (Z.Cunningham).	
4-6-HST 24	(9:48) (Field Goal formation) R.Succop 42 yard field goal is GOOD, Center-B.Brinkley, Holder-B.Kern.	

HST 17 TEN 17, 8 plays, 51 yards, 1 penalty, 3:42 drive, 5:17 elapsed

R.Succop kicks 65 yards from TEN 35 to end zone, Touchback.

Houston Texans at 9:43

1-10-HST 25	(9:43) (Shotgun) L.Miller left tackle to HST 26 for 1 yard (J.Casey).	
2-9-HST 26	(9:06) (Shotgun) D.Watson scrambles left end pushed ob at HST 38 for 12 yards (M.Butler).	R18
<u>1-10-HST 38</u>	(8:37) (Shotgun) D.Watson pass short middle to B.Ellington to TEN 39 for 23 yards (K.Vaccaro).	P19
<u>1-10-TEN 39</u>	(8:07) (No Huddle, Shotgun) D.Watson pass short right to W.Fuller to TEN 38 for 1 yard (K.Byard).	
2-9-TEN 38	(7:39) (No Huddle, Shotgun) D.Watson pass short left to D.Hopkins to TEN 37 for 1 yard (L.Ryan).	
3-8-TEN 37	(6:56) (No Huddle, Shotgun) D.Watson pass incomplete deep left to W.Fuller [H.Landry].	
4-8-TEN 37	(6:50) (Punt formation) T.Daniel punts 37 yards to end zone, Center-J.Weeks, Touchback.	
	PENALTY on HST-J.Bademosi, Illegal Touch Kick, 5 yards, enforced at TEN 20.	

Tennessee Titans at 6:41

1-10-TEN 25	(6:41) D.Lewis left tackle to TEN 38 for 13 yards (J.Reid).	R12
<u>1-10-TEN 38</u>	(6:04) (No Huddle) D.Lewis left tackle to TEN 39 for 1 yard (D.Reader).	
2-9-TEN 39	(5:35) (No Huddle) B.Gabbert pass short left to C.Davis pushed ob at HST 48 for 13 yards (K.Jackson).	P13
<u>1-10-HST 48</u>	(5:00) D.Henry left guard to HST 40 for 8 yards (B.McKinney).	
2-2-HST 40	(4:26) D.Henry up the middle to HST 39 for 1 yard (B.Scarlett).	
3-1-HST 39	(3:55) (No Huddle) B.Gabbert up the middle to HST 38 for 1 yard (B.Dunn).	R14
<u>1-10-HST 38</u>	(3:17) D.Lewis up the middle to HST 35 for 3 yards (Z.Cunningham).	
2-7-HST 35	(2:37) B.Gabbert pass short left to B.Gabbert. B.Gabbert pass incomplete short left to J.Smith.	
	PENALTY on TEN-B.Gabbert, Illegal Forward Pass, 5 yards, enforced at HST 35 - No Play.	
2-12-HST 40	(2:29) B.Gabbert pass short right to C.Davis to HST 22 for 18 yards (J.Watt). FUMBLES (J.Watt), ball out of bounds at HST 18.	P15
	Timeout #2 by HST at 02:13.	
<u>1-10-HST 22</u>	(2:13) D.Henry right tackle to HST 20 for 2 yards (B.Scarlett, B.McKinney).	

Two-Minute Warning

2-8-HST 20	(2:00) D.Henry up the middle to HST 13 for 7 yards (Z.Cunningham, B.McKinney).	
	PENALTY on HST-B.Scarlett, Defensive Offside, 5 yards, enforced at HST 20 - No Play.	
2-3-HST 15	(1:55) D.Henry up the middle to HST 13 for 2 yards (Z.Cunningham, B.McKinney).	
	Timeout #3 by HST at 01:49.	
3-1-HST 13	(1:49) D.Lewis up the middle to HST 13 for no gain (J.Reid).	
	Timeout #2 by TEN at 01:05.	

## Houston Texans vs Tennessee Titans at Nissan Stadium

4-1-HST 13 (1:05) (Field Goal formation) R.Succop 31 yard field goal is GOOD, Center-B.Brinkley, Holder-B.Kern.

HST 17 TEN 20, 12 plays, 62 yards, 1 penalty, 5:41 drive, 14:00 elapsed

R.Succop kicks 65 yards from TEN 35 to end zone, Touchback.

Houston Texans at 1:00

1-10-HST 25 (1:00) (Shotgun) D.Watson pass incomplete short left to D.Hopkins (M.Butler).

2-10-HST 25 (:55) (Shotgun) D.Watson pass short left to L.Miller to HST 29 for 4 yards (K.Vaccaro).

3-6-HST 29 (:33) (No Huddle, Shotgun) D.Watson pass short middle to D.Hopkins to HST 48 for 19 yards (K.Byard). P20

1-10-HST 48 (:18) (No Huddle) D.Watson spiked the ball to stop the clock.

Timeout #3 by TEN at 00:17.

2-10-HST 48 (:17) (Shotgun) D.Watson pass deep middle to D.Hopkins to TEN 21 for 31 yards (M.Butler). P21

END OF QUARTER

	Score	Time Poss	First Downs				Efficiencies	
			R	P	X	T	3 Down	4 Down
Houston Texans	17	5:37	2	4	0	6	1/2	0/0
Tennessee Titans	20	9:23	2	4	1	7	2/4	0/0

# Miscellaneous Statistics Report

Houston Texans vs Tennessee Titans

9/16/2018 at Nissan Stadium

## Ten Longest Plays for Houston Texans

Yards	Qtr	Play Start	Play Description
39	4	2-7-TEN 39	(13:32) (No Huddle, Shotgun) D.Watson pass deep left to W.Fuller for 39 yards, TOUCHDOWN.
31	4	2-10-HST 48	(:17) (Shotgun) D.Watson pass deep middle to D.Hopkins to TEN 21 for 31 yards (M.Butler).
28	2	3-6-TEN 28	(1:08) (Shotgun) D.Watson pass deep middle to D.Hopkins for 28 yards, TOUCHDOWN.
23	2	3-7-HST 45	(1:58) (Shotgun) D.Watson pass deep middle to D.Hopkins to TEN 32 for 23 yards (J.Brown).
23	4	1-10-HST 38	(8:37) (Shotgun) D.Watson pass short middle to B.Ellington to TEN 39 for 23 yards (K.Vaccaro).
20	3	2-7-HST 7	(12:53) (No Huddle) D.Watson pass deep left to W.Fuller to HST 27 for 20 yards (M.Butler) [D.Jones].
19	1	2-7-HST 28	(:02) (Shotgun) D.Watson pass short left to R.Griffin to HST 47 for 19 yards (M.Butler, W.Woodyard) [B.Orakpo].
19	4	3-6-HST 29	(:33) (No Huddle, Shotgun) D.Watson pass short middle to D.Hopkins to HST 48 for 19 yards (K.Byard).
18	1	2-4-HST 31	(9:14) (No Huddle) L.Miller left tackle pushed ob at HST 49 for 18 yards (K.Byard).
17	2	2-21-HST 36	(13:57) (Shotgun) D.Watson pass deep right to B.Ellington to TEN 47 for 17 yards (L.Ryan).

## Ten Longest Plays for Tennessee Titans

Yards	Qtr	Play Start	Play Description
66	1	4-6-TEN 34	(10:00) (Punt formation) K.Byard pass deep right to D.Cruikshank for 66 yards, TOUCHDOWN.
26	4	1-10-TEN 25	(13:25) B.Gabbert pass short right to L.Stocker pushed ob at TEN 36 for 11 yards (D.Cole).
18	1	1-10-HST 18	(:43) (Shotgun) B.Gabbert pass short left to T.Taylor for 18 yards, TOUCHDOWN.
18	4	2-12-HST 40	(2:29) B.Gabbert pass short right to C.Davis to HST 22 for 18 yards (J.Watt). FUMBLES (J.Watt), ball out of bounds at HST
14	4	3-3-HST 42	(11:38) (Shotgun) B.Gabbert pass short middle to T.Sharpe to HST 28 for 14 yards (J.Joseph).
13	4	1-10-TEN 25	(6:41) D.Lewis left tackle to TEN 38 for 13 yards (J.Reid).
13	4	2-9-TEN 39	(5:35) (No Huddle) B.Gabbert pass short left to C.Davis pushed ob at HST 48 for 13 yards (K.Jackson).
12	2	2-13-TEN 17	(11:36) B.Gabbert pass short right to C.Davis to TEN 29 for 12 yards (K.Jackson).
9	1	1-5-TEN 21	(12:05) D.Henry right tackle to TEN 30 for 9 yards (K.Jackson).
8	1	1-10-HST 45	(4:09) Direct snap to D.Henry. D.Henry pass short middle to T.Taylor pushed ob at HST 37 for 8 yards (T.Mathieu).

## Touchdown Scoring Information

		Offense	Defense	Special Teams
VISITOR	Houston Texans	2	0	0
HOME	Tennessee Titans	2	0	0

## Player Scoring Information

Club	Player	TD	Rush TD	Rec TD	KO TD	Punt TD	Int TD	Fum TD	Misc TD	FG	XP	2Pt Rush	2Pt Rec	Sfty	Points
HST	W.Fuller	0	0	1	0	0	0	0	0	0	0	0	0	0	6
HST	D.Hopkins	0	0	1	0	0	0	0	0	0	0	0	0	0	6
HST	K.Fairbairn	0	0	0	0	0	0	0	0	1	2	0	0	0	5
TEN	R.Succop	0	0	0	0	0	0	0	0	2	2	0	0	0	8
TEN	T.Taylor	0	0	1	0	0	0	0	0	0	0	0	0	0	6
TEN	D.Cruikshank	0	0	1	0	0	0	0	0	0	0	0	0	0	6

## Possession Detail

	First Half		Second Half		Game	
	Visitor	Home	Visitor	Home	Visitor	Home
Largest Lead	0	14	3	4	3	14
Drives Leading	0	4	0	3	0	7
Time of Possession Leading	0:00	13:01	0:00	5:44	0:00	18:45
Largest Deficit	-14	0	-4	-3	-14	-3
Drives Trailing	4	0	4	1	8	1
Time of Possession Trailing	11:50	0:00	11:51	3:42	23:41	3:42
Times Score Tied Up		0		1		1
Lead Changes		1		2		3



# Playtime Percentage

*Percent of playtime per player on offense, defense and special teams*

Houston Texans						Tennessee Titans					
		Offense	Defense	Special Teams				Offense	Defense	Special Teams	
S Kelemete	G	67 100%		4	15%	J Kline	G	59 100%		4	15%
Z Fulton	G	67 100%		4	15%	K Pamphile	G	59 100%		4	15%
J Davenport	T	67 100%		4	15%	T Marz	G	59 100%		4	15%
M Rankin	T	67 100%		4	15%	J Smith	TE	59 100%		4	15%
D Watson	QB	67 100%				Q Spain	G	59 100%		3	11%
N Martin	C	67 100%				B Jones	C	59 100%		1	4%
D Hopkins	WR	67 100%				B Gabbert	QB	59 100%			
W Fuller	WR	55 82%				C Davis	WR	48 81%			
B Ellington	WR	53 79%		4	15%	L Stocker	TE	36 61%		14	52%
R Griffin	TE	52 78%		9	33%	D Lewis	RB	34 58%			
L Miller	RB	51 76%				R Matthews	WR	28 47%			
J Thomas	TE	24 36%		4	15%	T Sharpe	WR	28 47%			
A Blue	RB	17 25%		18	67%	D Henry	RB	25 42%			
J Akins	TE	15 22%		5	19%	T Taylor	WR	24 41%		5	19%
K Lamm	T	1 1%		4	15%	A Firkser	TE	7 12%		10	37%
J Reid	SS		59 100%	12	44%	D Jennings	WR	6 10%		9	33%
B McKinney	LB		59 100%	4	15%	K Vaccaro	SS		67 100%	11	41%
W Mercilus	LB		59 100%	4	15%	K Byard	FS		67 100%	8	30%
J Watt	DE		59 100%	4	15%	M Butler	CB		67 100%	8	30%
K Jackson	CB		59 100%			A Jackson	CB		64 96%	8	30%
T Mathieu	FS		59 100%			W Woodyard	LB		64 96%	8	30%
J Joseph	CB		57 97%	4	15%	L Ryan	CB		63 94%	4	15%
D Reader	NT		49 83%	4	15%	B Orakpo	LB		49 73%	2	7%
Z Cunningham	LB		42 71%	4	15%	J Casey	DT		49 73%	2	7%
B Dunn	NT		31 53%	1	4%	J Brown	LB		46 69%	16	59%
A Colvin	CB		24 41%			D Morgan	LB		44 66%	2	7%
D Cole	LB		23 39%	19	70%	H Landry	LB		35 52%	2	7%
B Scarlett	LB		22 37%	9	33%	D Jones	DE		33 49%	4	15%
A Blackson	DE		22 37%	5	19%	W Compton	LB		24 36%	17	63%
D Ejiofor	LB		15 25%			A Johnson	NT		22 33%	8	30%
J Heath	DE		10 17%	4	15%	B Logan	NT		20 30%	4	15%
B Peters	LB			23	85%	K Correa	LB		17 25%	13	48%
J Webb	QB			19	70%	S Finch	LB		4 6%	6	22%
A Moore	FS			19	70%	D Cruikshank	FS		1 1%	17	63%
J Bademosi	CB			18	67%	L Sims	CB		1 1%	17	63%
P Kalambayi	LB			14	52%	D Bates	LB			21	78%
G Howell	RB			14	52%	B Trawick	FS			21	78%
T Ervin	RB			11	41%	B Brinkley	LS			10	37%
N Jamerson	FS			10	37%	B Kern	P			10	37%
T Daniel	P			8	30%	R Succop	K			9	33%
K Fairbairn	K			8	30%	M Pruitt	TE			4	15%
J Weeks	LS			8	30%	C Levin	C			4	15%
S Wright	CB			6	22%	D Fluellen	RB			2	7%
G Mancz	C			4	15%	R Evans	LB			1	4%
V Smith	WR			1	4%						

# 2018 TENNESSEE TITANS REGULAR SEASON STATISTICS

Won 1, Lost 1

Date	W-L	Score	OT	Opponent	Attendance
09/09	L	20-27		at Miami	65,184
09/16	W	20-17		Houston	62,372
09/23				at Jacksonville	
09/30				Philadelphia	
10/07				at Buffalo	
10/14				Baltimore	
10/21				at L.A. Chargers	
11/05				at Dallas	
11/11				New England	
11/18				at Indianapolis	
11/26				at Houston	
12/02				N.Y. Jets	
12/06				Jacksonville	
12/16				at N.Y. Giants	
12/23				Washington	
12/30				Indianapolis	

Statistic	Tenn.	Opp.
<b>Total First Downs</b>	<b>34</b>	<b>39</b>
Rushing	11	13
Passing	20	22
Penalty	3	4
3rd Down: Made/Att	11/29	7/21
3rd Down Pct.	37.9	33.3
4th Down: Made/Att	2/4	0/1
4th Down Pct.	50.0	0.0
<b>Possession Avg.</b>	<b>29:59</b>	<b>30:02</b>
<b>Total Net Yards</b>	<b>619</b>	<b>779</b>
Avg. Per Game	309.5	389.5
Total Plays	124	120
Avg. Per Play	5.0	6.5
<b>Net Yards Rushing</b>	<b>216</b>	<b>268</b>
Avg. Per Game	108.0	134.0
Total Rushes	63	55
<b>Net Yards Passing</b>	<b>403</b>	<b>511</b>
Avg. Per Game	201.5	255.5
Sacked/Yards Lost	1/8	5/29
Gross Yards	411	540
Att./Completions	60/35	60/42
Completion Pct.	58.3	70.0
Had Intercepted	3	3
<b>Punts/Average</b>	<b>9/48.9</b>	<b>8/47.4</b>
Net Punting Avg.	9/46.0	8/34.1
<b>Penalties/Yards</b>	<b>13/118</b>	<b>18/139</b>
<b>Fumbles/Ball Lost</b>	<b>1/0</b>	<b>2/0</b>
<b>Touchdowns</b>	<b>4</b>	<b>5</b>
Rushing	1	0
Passing	2	4
Returns	1	1

Score By Periods	Q1	Q2	Q3	Q4	OT	PTS
Team	17	0	0	23	0	40
Opponents	0	14	6	24	0	44

Scoring	TD	Rush	Rec	Ret	K-PAT	FG	S	PTS
Succop	0	0	0	0	4/4	4/4	0	16
Cruikshank	1	0	1	0			0	6
Jennings	1	0	0	1			0	6
D. Lewis	1	1	0	0			0	6
Taylor	1	0	1	0			0	6
Team	4	1	2	1	4/4	4/4	0	40
Opponents	5	0	4	1	5/5	3/4	0	44

2-Pt Conv: TM 0-0, OPP 0-0

Sacks: Casey 2, Correa 2, Ryan 1, **TM 5, OPP 1**

FUM/Lost: Davis 1/0

Passing	Att	Cmp	Yds	Cmp%	Yds/Att	TD	TD%	Int	Int%	Long	Sack/Lost	Rating
Gabbert	42	24	234	57.1	5.57	1	2.4	1	2.4	18t	1/8	70.9
Mariota	16	9	103	56.3	6.44	0	0.0	2	12.5	31	0/0	36.2
Byard	1	1	66	100.0	66.00	1	100.0	0	0.0	66t	0/0	158.3
Henry	1	1	8	100.0	8.00	0	0.0	0	0.0	8	0/0	100.0
<b>Team</b>	<b>60</b>	<b>35</b>	<b>411</b>	<b>58.3</b>	<b>6.85</b>	<b>2</b>	<b>3.3</b>	<b>3</b>	<b>5.0</b>	<b>66t</b>	<b>1/8</b>	<b>69.5</b>
<b>Opponents</b>	<b>60</b>	<b>42</b>	<b>540</b>	<b>70.0</b>	<b>9.00</b>	<b>4</b>	<b>6.7</b>	<b>3</b>	<b>5.0</b>	<b>75t</b>	<b>5/29</b>	<b>99.3</b>

Rushing	No.	Yds	Avg	Long	TD
D. Lewis	30	117	3.9	26	1
Henry	28	82	2.9	9	0
Mariota	3	15	5.0	7	0
Gabbert	2	2	1.0	1	0
<b>Team</b>	<b>63</b>	<b>216</b>	<b>3.4</b>	<b>26</b>	<b>1</b>
<b>Opponents</b>	<b>55</b>	<b>268</b>	<b>4.9</b>	<b>21</b>	<b>0</b>

Receiving	No.	Yds	Avg	Long	TD
Davis	11	117	10.6	18	0
D. Lewis	6	36	6.0	13	0
Stocker	4	52	13.0	31	0
Walker	4	52	13.0	16	0
Taylor	3	32	10.7	18t	1
Sharpe	2	31	15.5	17	0
Matthews	2	8	4.0	4	0
Cruikshank	1	66	66.0	66t	1
J. Smith	1	12	12.0	12	0
Henry	1	5	5.0	5	0
<b>Team</b>	<b>35</b>	<b>411</b>	<b>11.7</b>	<b>66t</b>	<b>2</b>
<b>Opponents</b>	<b>42</b>	<b>540</b>	<b>12.9</b>	<b>75t</b>	<b>4</b>

Interceptions	No.	Yds	Avg	Long	TD
Butler	1	34	34.0	34	0
Jackson	1	0	0.0	0	0
Vaccaro	1	0	0.0	0	0
<b>Team</b>	<b>3</b>	<b>34</b>	<b>11.3</b>	<b>34</b>	<b>0</b>
<b>Opponents</b>	<b>3</b>	<b>81</b>	<b>27.0</b>	<b>54</b>	<b>0</b>

Punting	No.	Yds	Avg	Net	TB	In	Lg	B
Kern	9	440	48.9	46.0	0	5	62	0
<b>Team</b>	<b>9</b>	<b>440</b>	<b>48.9</b>	<b>46.0</b>	<b>0</b>	<b>5</b>	<b>62</b>	<b>0</b>
<b>Opponents</b>	<b>8</b>	<b>379</b>	<b>47.4</b>	<b>34.1</b>	<b>3</b>	<b>2</b>	<b>65</b>	<b>0</b>

Punt Returns	Ret	FC	Yds	Avg	Long	TD
Jackson	2	1	28	14.0	26	0
Matthews	1	0	18	18.0	18	0
<b>Team</b>	<b>3</b>	<b>1</b>	<b>46</b>	<b>15.3</b>	<b>26</b>	<b>0</b>
<b>Opponents</b>	<b>6</b>	<b>1</b>	<b>26</b>	<b>4.3</b>	<b>11</b>	<b>0</b>

Kickoff Returns	No.	Yds	Avg	Long	TD
Jennings	2	121	60.5	94t	1
<b>Team</b>	<b>2</b>	<b>121</b>	<b>60.5</b>	<b>94t</b>	<b>1</b>
<b>Opponents</b>	<b>2</b>	<b>125</b>	<b>62.5</b>	<b>102t</b>	<b>1</b>

Field Goals	1-19	20-29	30-39	40-49	50+
Succop	0/0	0/0	1/1	2/2	1/1
<b>Team</b>	<b>0/0</b>	<b>0/0</b>	<b>1/1</b>	<b>2/2</b>	<b>1/1</b>
<b>Opponents</b>	<b>0/0</b>	<b>1/1</b>	<b>2/2</b>	<b>0/0</b>	<b>0/1</b>

Succop:(47G,53G)(42G,31G)  
OPP: (27G,30G)(54N,34G)

**TITANS PICK UP GUT-CHECK WIN OVER JAGUARS AS MARCUS MARIOTA – AND DEFENSE – SAVE THE DAY**

**BY JIM WYATT**  
**TITANS ONLINE**  
**SEPTEMBER 23, 2018**

JACKSONVILLE, Fla. -- The Titans knew they'd be in a backyard brawl here on Sunday.

When the final second ticked off the clock here at TIAA Bank Field, they were the ones left standing following a gutsy 9-6 win over the Jaguars.

And a familiar face was standing there with them, holding the game ball in the locker room – quarterback Marcus Mariota.

“Nobody gave us a chance to win this game,” Titans safety Kevin Byard said. “We knew it was going to be a dogfight. All offseason we’ve been hearing Jacksonville this, Jacksonville that. Well, people need to start paying attention to us. We won the game. But now, we know we can’t let up. We have to keep it going.”

It was a gut-check win for the Titans, who saw Mariota come off the bench and lead the way on a day when the defense rose to the occasion over and over.

The Titans have now beaten the Jaguars 5 out of the last 6 games, including a sweep in 2017. The Titans and Jaguars, both 2-1, are now tied atop the AFC South.

“We had a refuse to lose mentality,” defensive lineman Jurrell Casey said. “All three phases came out here and played their tails off. We know a lot of people doubted us. All I have to say is: ‘Keep watching.’”

There was plenty of good to watch from the resilient Titans on Sunday.

With shades of Steve McNair’s performance in a 2000 game in Pittsburgh – when he came off the

bench and guided the Titans to a win – Mariota stepped in for an injured Blaine Gabbert on Sunday and led the team to a hard-earned victory.

Mariota completed 12-of-18 passes for 100 yards in the contest while also running for 51 yards on seven carries. His biggest run of the game came late, when he bolted for 15 yards and a first down in the closing minutes on a third down play.

Mariota did it wearing a glove on his right hand, and following a week when he was limited in practices because of an elbow injury that still has him feeling numbness in his fingers, and prompted coaches to start Gabbert. When Gabbert suffered a concussion early, however, Mariota stepped in.

“We knew it wasn’t going to be easy, coming down here on the road, against a good football team,” coach Mike Vrabel said. “We talked about making it a four-quarter game. ... Any time you can get a division victory on the road, it’s huge.”

Vrabel gave Mariota a game ball after the game.

“Fantastic,” Vrabel said of Mariota. “It was cool for me to be able to give Marcus a game ball in the locker room, to be able to stay focused throughout the week. He cares about his team immensely and he wants what’s best for the team. You saw him come in there and give us a spark. ... and really seal the deal for us at the end of the game.”

Players also praised Mariota, who gave credit to the team’s defense.

“That’s just a wolf being a wolf, man,” tackle Taylor Lewan said of Mariota. “I’ll follow that guy anywhere.”

“He’s one of the toughest guys I know,” center Ben Jones said. “He’s a true competitor, and he would do anything for this team. I love that guy to death.”

Mariota, who missed last week’s game vs. Houston after being

injured in Week One, praised his teammates.

“There is no greater feeling that winning on Sundays,” Mariota said. “The process that you go through, the amount of time you put in throughout the week. It is nice to come out and get it done.”

“I am just happy for this team. The work, week in and week out these guys put in, it is nice to see it rewarded. ... It is a crazy game. When it comes down to it, I am really happy for these guys. Our defense played incredible, and gave us a chance to win in the end.”

The Titans took a 9-6 lead with 4:06 left on a 28-yard field goal by kicker Ryan Succop, which capped off a 12-play, 65-yard drive engineered by Mariota.

And the defense, as it did all day, made it hold up.

Gabbert was knocked out of the game after a hit in the first quarter. He headed to the locker room with the team’s medical staff, where he was immediately evaluated for a concussion. Gabbert was injured after taking a shot to the head by Jaguars defensive lineman Malik Jackson, before being slung down by Jaguars defensive lineman Calais Campbell. He was eventually downgraded to out, and did not return.

Enter Mariota, wearing a glove with two fingers exposed. Mariota stepped in and finished off a drive that ended with a field goal by Succop that gave the Titans an early 3-0 lead with 4:59 in the first quarter.

The Titans were stingy on defense throughout against a Jacksonville team that beat the Patriots 31-20 in Week 2. The team got a few big stops early, including one on a fake punt by the Jaguars that was sniffed out by a number of Titans.

Later, defensive lineman Austin Johnson and linebacker Wesley Woodyard stepped up for a big stop on 3rd and 1. It was a slugfest in the

sunshine, with neither team able to muster up much on offense.

The Titans and Jaguars went to the half tied 3-3 after a missed field goal by Succop at the halftime horn.

The Titans put together a nice drive on their first possession of the second half, and capped it off with a 36-yard field goal by Succop to take a 6-3 lead with 10:01 left in the third quarter. Mariota connected with Corey Davis, Darius Jennings and Taywan Taylor on the drive as receivers began to make catches, and plays.

The Titans led 6-3 after three quarters, but the Jaguars tied it 6-6 with 10:48 remaining on a 38-yard field goal by kicker Josh Lambo.

Then came a big drive orchestrated by Mariota, and a suffocating defense that held the Jaguars to just 12 first downs and 232 yards of total offense.

Things won't get any easier.

The Titans face the defending Super Bowl champions, the Philadelphia Eagles, next Sunday at Nissan Stadium.

"This is a huge, win" Titans linebacker Brian Orakpo said. "Jags vs. Titans – we knew it was going to be a tough game. Now, we are going to enjoy it as you can see from the locker room environment. But come tomorrow, it's on to the next.

"Now we have another good team coming to our house next Sunday and we have to be ready."

# # #

# National Football League Game Summary

NFL Copyright © 2018 by The National Football League. All rights reserved. This summary and play-by-play is for the express purpose of assisting media in their coverage of the game; any other use of this material is prohibited without the written permission of the National Football League. Updated: 9/26/2018

Date: Sunday, 9/23/2018 Tennessee Titans at Jacksonville Jaguars Start Time: 1:02 PM Eastern  
at TIAA Bank Field, Jacksonville, FI

Game Day Weather  
Temp: 89° F (31.7° C) Humidity: 61%, Wind: EAST 10MPH mph  
Outdoor Weather: Heat Index 95,  
Played Outdoor on Turf: Grass

Officials		
Referee: Smith, Shawn (14)	Umpire: Neale, Bryan (92)	Down Judge: Hittner, Mark (28)
Line Judge: Longson, Bart (2)	Field Judge: Rogers, Bradley (126)	Side Judge: Coleman, James (95)
Back Judge: Paganelli, Dino (105)	Replay Official: Wimmer, Mike (0)	

Tennessee Titans				Jacksonville Jaguars			
Offense		Defense		Offense		Defense	
WR	19 T.Sharpe	DE	90 D.Jones	WR	84 K.Cole	RDE	91 Y.Ngakoue
TE	88 L.Stocker	NT	94 A.Johnson	LT	72 J.Wells	NT	99 M.Dareus
LT	77 T.Lewan	DT	99 J.Casey	LG	68 A.Norwell	LDT	97 M.Jackson
LG	67 Q.Spain	OLB	91 D.Morgan	C	65 B.Linder	LDE	93 C.Campbell
C	60 B.Jones	ILB	59 W.Woodyard	RG	64 C.Reed	WLB	50 Tel.Smith
RG	64 J.Kline	ILB	54 R.Evans	RT	78 J.Parnell	MLB	44 M.Jack
RT	66 K.Pamphile	OLB	98 B.Orakpo	TE	88 A.Seferian-Jenkins	S	36 R.Harrison
TE	81 J.Smith	CB	26 L.Ryan	WR	10 D.Moncrief	RCB	20 J.Ramsey
WR	84 C.Davis	SS	24 K.Vaccaro	QB	5 B.Bortles	FS	39 T.Gipson
QB	7 B.Gabbert	FS	31 K.Byard	TE	80 J.O'Shaughnessy	SS	42 B.Church
RB	22 D.Henry	CB	21 M.Butler	RB	30 C.Grant	LCB	21 A.Bouye

Substitutions Substitutions  
K 4 R.Succop, P 6 B.Kern, QB 8 M.Mariota, WR 13 T.Taylor, WR 15 D.Jennings, K 4 J.Lambo, P 9 L.Cooke, WR 12 D.Westbrook, WR 17 D.Chark, S 22 C.Davis, WR 18 R.Matthews, DB 20 K.Durden, CB 25 A.Jackson, DB 29 D.Cruikshank, CB 23 T.Patmon, RB 24 T.Yeldon, S 26 J.Wilson, RB 34 B.Wilds, FB 40 T.Bohanon, CB 41 T.Herndon, LS 46 C.Tinker, LB 48 L.Jacobs, LB 52 D.Payne, RB 33 D.Lewis, CB 36 L.Sims, RB 39 D.Dawkins, S 41 B.Trawick, LS 48 LB 53 B.Brown, DE 55 L.McCray, DE 56 D.Fowler, OL 69 T.Shatley, TE 81 B.Brinkley, LB 51 W.Compton, LB 53 D.Bates, LB 55 J.Brown, OLB 56 S.Finch, N.Paul, WR 85 J.Mickens, DL 90 T.Bryan, DT 95 A.Jones OLB 58 H.Landry, C/G 62 C.Levin, T 69 T.Marz, TE 85 M.Pruitt, DE 92 M.Dickerson, DL 96 B.Logan

Did Not Play Did Not Play  
QB 6 C.Kessler, OL 73 J.Walker  
Not Active Not Active  
WR 14 N.Williams, S 28 K.Lewis, RB 32 D.Fluellen, OLB 44 K.Correa, G 61 WR 13 R.Greene, CB 25 D.Hayden, RB 27 L.Fournette, DT 54 E.Ankou, OL 60 A.Stinnie, T/G 71 D.Kelly, T 78 J.Conklin A.Cann, OL 76 W.Richardson, DE 94 D.Smoot

Field Goals (made ( ) & missed)							
R.Succop	(39)	48WR (36)	(28)	J.Lambo	(46)	(38)	
				1	2	3	4
OT							
Total							
VISITOR:	Tennessee Titans			3	0	3	3
HOME:	Jacksonville Jaguars			0	3	0	3

Scoring Plays							
Team	Qtr	Time	Play Description (Extra Point)	(Drive Info)	Visitor	Home	
Titans	1	4:59	R.Succop 39 yd. Field Goal (9-27, 4:11)			3	0
Jaguars	2	8:54	J.Lambo 46 yd. Field Goal (11-34, 5:23)			3	3
Titans	3	10:01	R.Succop 36 yd. Field Goal (9-57, 4:59)			6	3
Jaguars	4	10:48	J.Lambo 38 yd. Field Goal (13-68, 6:39)			6	6
Titans	4	4:06	R.Succop 28 yd. Field Goal (12-65, 6:42)			9	6
Paid Attendance: 64,015						Time: 2:56	



# Final Individual Statistics

## Tennessee Titans

RUSHING	ATT	YDS	AVG	LG	TD
D.Henry	18	57	3.2	14	0
M.Mariota	7	51	7.3	15	0
D.Lewis	9	26	2.9	9	0
T.Sharpe	1	16	16.0	16	0
Total	35	150	4.3	16	0

PASSING	ATT	CMP	YDS	SK/YD	TD	LG	IN	RT
M.Mariota	18	12	100	1/8	0	22	0	80.8
B.Gabbert	3	1	8	2/17	0	8	0	42.4
Total	21	13	108	3/25	0	22	0	75.1

PASS RECEIVING	TAR	REC	YDS	AVG	LG	TD
T.Taylor	5	4	30	7.5	9	0
D.Lewis	3	3	14	4.7	7	0
C.Davis	4	2	34	17.0	22	0
L.Stocker	2	1	11	11.0	11	0
J.Smith	2	1	9	9.0	9	0
D.Jennings	1	1	7	7.0	7	0
R.Matthews	2	1	3	3.0	3	0
T.Sharpe	1	0	0	0.0	0	0
D.Henry	1	0	0	0.0	0	0
Total	21	13	108	8.3	22	0

INTERCEPTIONS	NO	YDS	AVG	LG	TD
Total	0	0	0	0	0

PUNTING	NO	YDS	AVG	NET	TB	IN20	LG
B.Kern	6	280	46.7	41.5	1	3	54
Total	6	280	46.7	41.5	1	3	54

PUNT RETURNS	NO	YDS	AVG	FC	LG	TD
R.Matthews	3	20	6.7	0	10	0
A.Jackson	1	6	6.0	0	6	0
[DOWNED]	1	0	0.0	0	0	0
[TOUCHBACK]	1	0	0.0	0	0	0
Total	4	26	6.5	0	10	0

KICKOFF RETURNS	NO	YDS	AVG	FC	LG	TD
[TOUCHBACK]	3	0	0.0	0	0	0
Total	0	0	0.0	0	0	0

## Jacksonville Jaguars

RUSHING	ATT	YDS	AVG	LG	TD
T.Yeldon	7	44	6.3	13	0
B.Bortles	5	27	5.4	8	0
C.Grant	6	11	1.8	3	0
B.Wilds	1	5	5.0	5	0
Total	19	87	4.6	13	0

PASSING	ATT	CMP	YDS	SK/YD	TD	LG	IN	RT
B.Bortles	34	21	155	3/10	0	19	0	72.5
Total	34	21	155	3/10	0	19	0	72.5

PASS RECEIVING	TAR	REC	YDS	AVG	LG	TD
T.Yeldon	7	6	46	7.7	13	0
K.Cole	9	5	40	8.0	11	0
D.Westbrook	4	3	31	10.3	15	0
A.Seferian-Jenkins	5	3	18	6.0	7	0
D.Moncrief	3	2	16	8.0	13	0
T.Bohanon	2	1	5	5.0	5	0
C.Grant	2	1	-1	-1.0	-1	0
D.Chark	1	0	0	0.0	0	0
J.O'Shaughnessy	1	0	0	0.0	0	0
Total	34	21	155	7.4	15	0

INTERCEPTIONS	NO	YDS	AVG	LG	TD
Total	0	0	0	0	0

PUNTING	NO	YDS	AVG	NET	TB	IN20	LG
L.Cooke	6	273	45.5	37.8	1	2	52
Total	6	273	45.5	37.8	1	2	52

PUNT RETURNS	NO	YDS	AVG	FC	LG	TD
J.Mickens	2	11	5.5	0	11	0
[DOWNED]	1	0	0.0	0	0	0
[OUT OF BOUNDS]	2	0	0.0	0	0	0
[TOUCHBACK]	1	0	0.0	0	0	0
Total	2	11	5.5	0	11	0

KICKOFF RETURNS	NO	YDS	AVG	FC	LG	TD
J.Mickens	1	25	25.0	0	25	0
[TOUCHBACK]	3	0	0.0	0	0	0
Total	1	25	25.0	0	25	0

## Tennessee Titans

FUMBLES	FUM	LOST	OWN-REC	YDS	TD	FORCED	OPP-REC	YDS	TD	OUT-BDS
J.Casey	0	0	0	0	0	1	0	0	0	0
B.Orakpo	0	0	0	0	0	0	1	0	0	0
Total	0	0	0	0	0	1	1	0	0	0

## Jacksonville Jaguars

FUMBLES	FUM	LOST	OWN-REC	YDS	TD	FORCED	OPP-REC	YDS	TD	OUT-BDS
B.Bortles	1	0	0	0	0	0	0	0	0	0
D.Moncrief	1	1	0	0	0	0	0	0	0	0
B.Linder	0	0	1	0	0	0	0	0	0	0
Total	2	1	1	0	0	0	0	0	0	0

## Final Team Statistics

	Visitor Titans	Home Jaguars
TOTAL FIRST DOWNS	15	12
By Rushing	7	6
By Passing	6	6
By Penalty	2	0
THIRD DOWN EFFICIENCY	5-15-33%	5-14-36%
FOURTH DOWN EFFICIENCY	0-0-0%	0-1-0%
TOTAL NET YARDS	233	232
Total Offensive Plays (inc. times thrown passing)	59	56
Average gain per offensive play	3.9	4.1
NET YARDS RUSHING	150	87
Total Rushing Plays	35	19
Average gain per rushing play	4.3	4.6
Tackles for a loss-number and yards	4-8	0-0
NET YARDS PASSING	83	145
Times thrown - yards lost attempting to pass	3-25	3-10
Gross yards passing	108	155
PASS ATTEMPTS-COMPLETIONS-HAD INTERCEPTED	21-13-0	34-21-0
Avg gain per pass play (inc.# thrown passing)	3.5	3.9
KICKOFFS Number-In End Zone-Touchbacks	4-3-3	3-3-3
PUNTS Number and Average	6-46.7	6-45.5
Had Blocked	0	0
FGs - PATs Had Blocked	0-0	0-0
Net Punting Average	41.5	37.8
TOTAL RETURN YARDAGE (Not Including Kickoffs)	26	11
No. and Yards Punt Returns	4-26	2-11
No. and Yards Kickoff Returns	0-0	1-25
No. and Yards Interception Returns	0-0	0-0
PENALTIES Number and Yards	4-30	8-75
FUMBLES Number and Lost	0-0	2-1
TOUCHDOWNS	0	0
Rushing	0	0
Passing	0	0
EXTRA POINTS Made-Attempts	0-0	0-0
Kicking Made-Attempts	0-0	0-0
FIELD GOALS Made-Attempts	3-4	2-2
RED ZONE EFFICIENCY	0-2-0%	0-0-0%
GOAL TO GO EFFICIENCY	0-0-0%	0-0-0%
SAFETIES	0	0
FINAL SCORE	9	6
TIME OF POSSESSION	32:47	27:13

# Ball Possession And Drive Chart

## Tennessee Titans

#	Time Recd	Time Lost	Time Poss	How Ball Obtained	Drive Began	# Play	Yds Gain	Yds Pen	Net Yds	1st Down	Last Scrm	How Given Up
1	11:27	9:57	1:30	Punt	TEN 20	3	-5	0	-5	0	TEN 15	Punt
2	9:10	4:59	4:11	Downs	JAX 47	9	12	15	27	2	JAX 20	Field Goal
3	1:17	14:17	2:00	Punt	TEN 4	4	22	-5	17	1	TEN 21	Punt
4	8:54	7:47	1:07	Kickoff	TEN 25	3	3	0	3	0	TEN 28	Punt
5	5:37	3:33	2:04	Punt	TEN 38	3	8	0	8	0	TEN 46	Punt
6	2:25	0:00	2:25	Punt	50	6	20	0	20	1	JAX 30	Missed FG
7	15:00	10:01	4:59	Kickoff	TEN 25	9	45	12	57	4	* JAX 18	Field Goal
8	7:53	2:27	5:26	Punt	TEN 18	8	37	-5	32	2	50	Punt
9	10:48	4:06	6:42	Kickoff	TEN 25	12	65	0	65	4	* JAX 10	Field Goal
10	2:42	0:19	2:23	Punt	TEN 24	6	26	0	26	1	50	Punt

(282) Average TEN 28

## Jacksonville Jaguars

#	Time Recd	Time Lost	Time Poss	How Ball Obtained	Drive Began	# Play	Yds Gain	Yds Pen	Net Yds	1st Down	Last Scrm	How Given Up
1	15:00	11:27	3:33	Kickoff	JAX 25	6	28	-5	23	2	JAX 48	Punt
2	9:57	9:10	0:47	Punt	JAX 40	4	6	0	6	0	JAX 46	Downs
3	4:59	1:17	3:42	Kickoff	JAX 26	6	19	0	19	1	JAX 45	Punt
4	14:17	8:54	5:23	Punt	JAX 38	11	44	-10	34	3	TEN 28	Field Goal
5	7:47	5:37	2:10	Punt	JAX 9	3	13	-4	9	0	JAX 18	Punt
6	3:33	2:25	1:08	Punt	JAX 20	3	0	0	0	0	JAX 20	Punt
7	10:01	7:53	2:08	Kickoff	JAX 25	6	21	0	21	1	JAX 46	Punt
8	2:27	10:48	6:39	Punt	JAX 12	13	78	-10	68	4	TEN 20	Field Goal
9	4:06	2:42	1:24	Kickoff	JAX 25	3	7	0	7	0	JAX 32	Punt
10	0:19	0:00	0:19	Punt	JAX 13	3	16	0	16	1	JAX 32	Fumble

(233) Average JAX 23

\* inside opponent's 20

Time of Possession by Quarter		1st	2nd	3rd	4th	OT	Total
Visitor	Tennessee Titans	6:58	6:19	10:25	9:05		32:47
Home	Jacksonville Jaguars	8:02	8:41	4:35	5:55		27:13
Kickoff Drive No.-Start Average		Titans: 3 - TEN 25		Jaguars: 4 - JAX 25			

# Final Defensive Statistics

Tennessee Titans	Regular Defensive Plays												Special Teams					Misc			
	TKL	AST	COMB	SK	/ YDS	TFL	Q	IN	PD	FF	FR		TKL	AST	FF	FR	BL	TKL	AST	FF	FR
W.Woodyard	10	2	12	1	4	2	1	0	1	0	0		0	0	0	0	0	0	0	0	0
J.Brown	4	2	6	0	0	1	0	0	0	0	0		1	0	0	0	0	0	0	0	0
L.Ryan	3	2	5	0	0	0	0	0	0	0	0		0	0	0	0	0	0	0	0	0
K.Vaccaro	4	0	4	1	2	1	1	0	0	0	0		0	0	0	0	0	0	0	0	0
J.Casey	3	0	3	1	4	0	0	0	0	1	0		0	0	0	0	0	0	0	0	0
M.Butler	3	0	3	0	0	0	0	0	0	0	0		0	0	0	0	0	0	0	0	0
B.Orakpo	2	0	2	0	0	0	0	0	1	0	1		0	0	0	0	0	0	0	0	0
H.Landry	2	0	2	0	0	0	0	0	0	0	0		0	0	0	0	0	0	0	0	0
L.Sims	1	1	2	0	0	0	0	0	0	0	0		0	0	0	0	0	0	0	0	0
A.Johnson	1	1	2	0	0	0	0	0	0	0	0		0	0	0	0	0	0	0	0	0
D.Morgan	1	0	1	0	0	0	2	0	1	0	0		0	0	0	0	0	0	0	0	0
R.Evans	1	0	1	0	0	0	0	0	0	0	0		0	0	0	0	0	0	0	0	0
K.Byard	1	0	1	0	0	0	0	0	0	0	0		0	0	0	0	0	0	0	0	0
S.Finch	1	0	1	0	0	0	0	0	0	0	0		0	0	0	0	0	0	0	0	0
D.Cruikshank	1	0	1	0	0	0	0	0	0	0	0		0	0	0	0	0	0	0	0	0
A.Jackson	0	0	0	0	0	0	0	0	1	0	0		0	0	0	0	0	0	0	0	0
B.Brinkley	0	0	0	0	0	0	0	0	0	0	0		1	0	0	0	0	0	0	0	0
W.Compton	0	0	0	0	0	0	0	0	0	0	0		1	0	0	0	0	0	0	0	0
Total	38	8	46	3	10	4	4	0	4	1	1		3	0	0	0	0	0	0	0	0

TKL = Tackle AST = Assist COMB = Combined QH=QB Hit IN = Interception PD = Pass Defense FF = Forced Fumble FR = Fumble Recovery

Jacksonville Jaguars	Regular Defensive Plays												Special Teams					Misc			
	TKL	AST	COMB	SK	/ YDS	TFL	QH	IN	PD	FF	FR		TKL	AST	FF	FR	BL	TKL	AST	FF	FR
Tel.Smith	8	0	8	1	9	1	1	0	0	0	0		0	0	0	0	0	0	0	0	0
T.Gipson	6	0	6	0	0	0	0	0	1	0	0		0	0	0	0	0	0	0	0	0
M.Dareus	4	2	6	0	0	0	0	0	0	0	0		0	0	0	0	0	0	0	0	0
C.Campbell	5	0	5	2	16	3	2	0	0	0	0		0	0	0	0	0	0	0	0	0
B.Church	5	0	5	0	0	0	0	0	0	0	0		0	0	0	0	0	0	0	0	0
J.Ramsey	4	0	4	0	0	0	0	0	0	0	0		0	0	0	0	0	0	0	0	0
M.Jackson	3	0	3	0	0	1	0	0	0	0	0		0	0	0	0	0	0	0	0	0
A.Bouye	3	0	3	0	0	0	0	0	0	0	0		0	0	0	0	0	0	0	0	0
M.Jack	2	1	3	0	0	0	0	0	0	0	0		0	0	0	0	0	0	0	0	0
Y.Ngakoue	2	0	2	0	0	1	1	0	0	0	0		0	0	0	0	0	0	0	0	0
L.Jacobs	1	1	2	0	0	0	0	0	0	0	0		0	0	0	0	0	0	0	0	0
T.Herndon	1	0	1	0	0	0	0	0	0	0	0		1	1	0	0	0	0	0	0	0
T.Patmon	1	0	1	0	0	0	0	0	0	0	0		0	0	0	0	0	0	0	0	0
D.Fowler	1	0	1	0	0	0	0	0	0	0	0		0	0	0	0	0	0	0	0	0
T.Bryan	1	0	1	0	0	0	0	0	0	0	0		0	0	0	0	0	0	0	0	0
A.Jones	1	0	1	0	0	0	0	0	0	0	0		0	0	0	0	0	0	0	0	0
J.O'Shaughnessy	0	0	0	0	0	0	0	0	0	0	0		1	0	0	0	0	0	0	0	0
C.Davis	0	0	0	0	0	0	0	0	0	0	0		0	2	0	0	0	0	0	0	0
N.Paul	0	0	0	0	0	0	0	0	0	0	0		0	1	0	0	0	0	0	0	0
B.Linder	0	0	0	0	0	0	0	0	0	0	0		0	0	0	0	0	0	0	0	1
Total	48	4	52	3	25	6	4	0	1	0	0		2	4	0	0	0	0	0	0	1

9/23/2018 at TIAA Bank Field

## First Half Summary

	PERIOD SCORES		TIME OF POSSESSION
Titans	3 0 = 3	Titans	13:17
Jaguars	0 3 = 3	Jaguars	16:43

### Scoring Plays

Team	Qtr	Time	Play Description (Extra Point) (Drive Info)	Visitor	Home
Titans	1	4:59	R.Succop 39 yd. Field Goal (9-27, 4:11)	3	0
Jaguars	2	8:54	J.Lambo 46 yd. Field Goal (11-34, 5:23)	3	3

	Tennessee Titans	Jacksonville Jaguars
TOTAL FIRST DOWNS	4	6
First Downs Rushing-Passing-by Penalty	2 - 1 - 1	2 - 4 - 0
THIRD DOWN EFFICIENCY	1-7-14%	3-9-33%
TOTAL NET YARDS	60	110
Total Offensive Plays	26	32
NET YARDS RUSHING	59	45
NET YARDS PASSING	1	65
Gross Yards Passing	18	69
Times thrown-yards lost attempting to pass	2-17	1-4
Pass Attempts-Completions-Had Intercepted	10 - 4 - 0	18 - 10 - 0
Punts-Number and Average	4 - 51.3	4 - 45.8
Penalties-Number and Yards	2 - 15	5 - 43
Fumbles-Number and Lost	0 - 0	0 - 0
Red Zone Efficiency	0-0-0%	0-0-0%
Average Drive Start	TEN 32	JAX 26

Tennessee Titans									Jacksonville Jaguars												
RUSHING			ATT	YDS	AVG	LG	TD		RUSHING			ATT	YDS	AVG	LG	TD					
M.Mariota			4	26	6.5	13	0		T.Yeldon			4	21	5.3	13	0					
D.Lewis			4	18	4.5	9	0		C.Grant			6	11	1.8	3	0					
D.Henry			6	15	2.5	6	0		B.Bortles			2	8	4.0	5	0					
									B.Wilds			1	5	5.0	5	0					
Total			14	59	4.2	13	0		Total			13	45	3.5	13	0					
PASSING			ATT	CMP	YDS	SK/YD	TD	LG	IN	RT	PASSING			ATT	CMP	YDS	SK/YD	TD	LG	IN	RT
M.Mariota			7	3	10	0/0	0	5	0	50.3	B.Bortles			18	10	69	1/4	0	13	0	64.4
B.Gabbert			3	1	8	2/17	0	8	0	42.4											
Total			10	4	18	2/17	0	8	0	47.9	Total			18	10	69	1/4	0	13	0	64.4
PASS RECEIVING			TAR	REC	YDS	AVG	LG	TD		PASS RECEIVING			TAR	REC	YDS	AVG	LG	TD			
D.Lewis			2	2	7	3.5	5	0		T.Yeldon			3	3	16	5.3	13	0			
T.Taylor			2	1	8	8.0	8	0		K.Cole			5	2	15	7.5	11	0			
R.Matthews			2	1	3	3.0	3	0		D.Westbrook			3	2	14	7.0	7	0			
C.Davis			1	0	0	0.0	0	0		A.Seferian-Jenkins			3	2	11	5.5	6	0			
T.Sharpe			1	0	0	0.0	0	0		D.Moncrief			2	1	13	13.0	13	0			
J.Smith			1	0	0	0.0	0	0		T.Bohanon			1	0	0	0.0	0	0			
L.Stocker			1	0	0	0.0	0	0		D.Chark			1	0	0	0.0	0	0			
Total			10	4	18	4.5	8	0		Total			18	10	69	6.9	13	0			

[illegible]



9/23/2018 at TIAA Bank Field

[illegible]

## Play By Play

## First Quarter

9/23/2018

TEN wins the coin toss and elects to defer. JAX elects to Receive, and TEN elects to defend the north goal.

R.Succop kicks 65 yards from TEN 35 to end zone, Touchback.

Jacksonville Jaguars at 15:00

1-10-JAX 25	(15:00) B.Bortles pass short right to K.Cole pushed ob at JAX 36 for 11 yards (M.Butler).	P1
<u>1-10-JAX 36</u>	(14:32) (Shotgun) C.Grant up the middle to JAX 39 for 3 yards (W.Woodyard).	
2-7-JAX 39	(14:00) B.Bortles pass short middle to D.Moncrief pushed ob at TEN 48 for 13 yards (L.Ryan).	P2
<u>1-10-TEN 48</u>	(14:00) (Shotgun) PENALTY on JAX, Delay of Game, 5 yards, enforced at TEN 48 - No Play.	
1-15-JAX 47	(12:58) B.Bortles sacked at JAX 43 for -4 yards (W.Woodyard).	
2-19-JAX 43	(12:19) (Shotgun) B.Bortles pass short middle to A.Seferian-Jenkins to JAX 48 for 5 yards (W.Woodyard).	
3-14-JAX 48	(11:40) (Shotgun) B.Bortles pass incomplete deep right to D.Moncrief.	
4-14-JAX 48	(11:35) L.Cooke punts 52 yards to end zone, Center-C.Tinker, Touchback.	

Tennessee Titans at 11:27

1-10-TEN 20	(11:27) D.Henry up the middle to TEN 23 for 3 yards (M.Jackson).
2-7-TEN 23	(10:45) B.Gabbert pass incomplete short left to L.Stocker.
3-7-TEN 23	(10:42) (Shotgun) B.Gabbert sacked at TEN 15 for -8 yards (C.Campbell).
4-15-TEN 15	(10:04) B.Kern punts 45 yards to JAX 40, Center-B.Brinkley, out of bounds.

Jacksonville Jaguars at 9:57

1-10-JAX 40	(9:57) T.Yeldon up the middle to JAX 46 for 6 yards (R.Evans).
2-4-JAX 46	(9:25) (Shotgun) B.Bortles pass incomplete short middle to A.Seferian-Jenkins (A.Jackson).
3-4-JAX 46	(9:20) (Shotgun) B.Bortles pass incomplete short middle to D.Westbrook [D.Morgan].
4-4-JAX 46	(9:17) (Punt formation) Direct snap to C.Davis. C.Grant left end to JAX 46 for no gain (L.Sims).

Tennessee Titans at 9:10

1-10-JAX 47	(9:10) D.Henry up the middle to JAX 45 for 2 yards (M.Jack).	
2-8-JAX 45	(8:31) D.Henry up the middle to JAX 43 for 2 yards (Y.Ngakoue).	
3-6-JAX 43	(7:59) (Shotgun) B.Gabbert pass short left to T.Taylor to JAX 35 for 8 yards (A.Bouye).	P1
<u>1-10-JAX 35</u>	(7:32) B.Gabbert pass incomplete short right to T.Taylor.	
2-10-JAX 35	(7:28) (Shotgun) B.Gabbert sacked at JAX 44 for -9 yards (Tel.Smith).	
	Timeout #1 by TEN at 06:40.	
3-19-JAX 44	(6:40) (Shotgun) B.Gabbert sacked at TEN 45 for -11 yards (M.Jackson). FUMBLES (M.Jackson) [M.Jackson], RECOVERED by JAX-D.Fowler at TEN 39. D.Fowler to TEN 34 for 5 yards (K.Pamphile). PENALTY on JAX-M.Jackson, Lowering the Head to Initiate Contact, 15 yards, enforced at JAX 44 - No Play.	X2
<u>1-10-JAX 29</u>	(6:29) D.Lewis up the middle to JAX 29 for no gain (C.Campbell).	
2-10-JAX 29	(5:52) D.Lewis left end to JAX 20 for 9 yards (Tel.Smith).	
3-1-JAX 20	(5:07) (Shotgun) M.Mariota pass incomplete short middle to R.Matthews (T.Gipson).	
4-1-JAX 20	(5:03) R.Succop 39 yard field goal is GOOD, Center-B.Brinkley, Holder-B.Kern.	

TEN 3 JAX 0, 9 plays, 27 yards, 1 penalty, 4:11 drive, 10:01 elapsed

R.Succop kicks 64 yards from TEN 35 to JAX 1. J.Mickens to JAX 26 for 25 yards (J.Brown).

Jacksonville Jaguars at 4:59, (1st play from scrimmage 4:53)

1-10-JAX 26	(4:53) (Shotgun) B.Bortles pass short left to D.Westbrook to JAX 33 for 7 yards (L.Ryan; J.Brown).	
2-3-JAX 33	(4:13) (Shotgun) C.Grant up the middle to JAX 35 for 2 yards (J.Casey).	
3-1-JAX 35	(3:33) B.Bortles up the middle to JAX 38 for 3 yards (W.Woodyard).	R3
<u>1-10-JAX 38</u>	(2:54) (Shotgun) B.Bortles pass short left to K.Cole to JAX 42 for 4 yards (K.Vaccaro).	
2-6-JAX 42	(2:20) C.Grant up the middle to JAX 45 for 3 yards (J.Casey).	
3-3-JAX 45	(1:33) (Shotgun) B.Bortles pass incomplete short right to K.Cole.	
4-3-JAX 45	(1:33) L.Cooke punts 51 yards to TEN 4, Center-C.Tinker, downed by JAX-J.O'Shaughnessy.	

Tennessee Titans at 1:17

1-10-TEN 4	(1:17) M.Mariota scrambles left end ran ob at TEN 17 for 13 yards (Tel.Smith).	R3
<u>1-10-TEN 17</u>	(:43) PENALTY on TEN-K.Pamphile, False Start, 5 yards, enforced at TEN 17 - No Play.	
1-15-TEN 12	(:20) (Shotgun) M.Mariota scrambles up the middle ran ob at TEN 16 for 4 yards.	

Tennessee Titans vs Jacksonville Jaguars at TIAA Bank Field								
END OF QUARTER	Score	Time	First Downs				Efficiencies	
		Poss	R	P	X	T	3 Down	4 Down
Tennessee Titans	3	6:58	1	1	1	3	1/3	0/0
Jacksonville Jaguars	0	8:02	1	2	0	3	1/4	0/1

## Play By Play

## Second Quarter

9/23/2018

Tennessee Titans continued.

- 2-11-TEN 16 (15:00) (Shotgun) D.Lewis up the middle to TEN 21 for 5 yards (M.Jackson).  
 3-6-TEN 21 (14:34) (Shotgun) M.Mariota pass incomplete short middle to T.Sharpe.  
 4-6-TEN 21 (14:34) B.Kern punts 52 yards to JAX 27, Center-B.Brinkley. J.Mickens to JAX 38 for 11 yards (B.Brinkley).

Jacksonville Jaguars at 14:17

- 1-10-JAX 38 (14:17) T.Yeldon right end pushed ob at TEN 49 for 13 yards (K.Vaccaro). R4  
1-10-TEN 49 (13:44) (Shotgun) C.Grant right end to TEN 46 for 3 yards (L.Ryan).  
 2-7-TEN 46 (13:09) (Shotgun) B.Wilds right end to TEN 41 for 5 yards (A.Johnson).  
 3-2-TEN 41 (12:30) (Shotgun) B.Bortles pass short left to D.Westbrook to TEN 34 for 7 yards (M.Butler). P5  
1-10-TEN 34 (11:56) (Shotgun) T.Yeldon up the middle to TEN 32 for 2 yards (K.Vaccaro).  
 2-8-TEN 32 (11:17) B.Bortles pass short left to T.Yeldon ran ob at TEN 29 for 3 yards.  
 3-5-TEN 29 (10:43) (Shotgun) B.Bortles pass short middle to A.Seferian-Jenkins to TEN 23 for 6 yards (W.Woodyard) [D.Morgan]. P6  
1-10-TEN 23 (10:05) (Shotgun) B.Bortles pass incomplete short right to D.Chark.  
 2-10-TEN 23 (10:02) (Shotgun) B.Bortles pass short left to D.Westbrook to TEN 20 for 3 yards (K.Vaccaro).  
 PENALTY on JAX-D.Moncrief, Offensive Holding, 10 yards, enforced at TEN 23 - No Play.  
 2-20-TEN 33 (9:37) (Shotgun) B.Bortles pass incomplete short right to K.Cole.  
 3-20-TEN 33 (9:33) (Shotgun) B.Bortles scrambles right end ran ob at TEN 28 for 5 yards (W.Woodyard).  
 4-15-TEN 28 (8:59) J.Lambo 46 yard field goal is GOOD, Center-C.Tinker, Holder-L.Cooke.

TEN 3 JAX 3, 11 plays, 34 yards, 5:23 drive, 6:06 elapsed

J.Lambo kicks 65 yards from JAX 35 to end zone, Touchback.

Tennessee Titans at 8:54

- 1-10-TEN 25 (8:54) D.Henry left end to TEN 28 for 3 yards (T.Gipson).  
 2-7-TEN 28 (8:12) M.Mariota pass incomplete short right to J.Smith.  
 3-7-TEN 28 (8:05) (Shotgun) M.Mariota pass incomplete short middle to C.Davis.  
 4-7-TEN 28 (7:59) B.Kern punts 54 yards to JAX 18, Center-B.Brinkley. J.Mickens to JAX 26 for 8 yards (W.Compton).  
 PENALTY on JAX-T.Herndon, Illegal Block Above the Waist, 9 yards, enforced at JAX 18.

Jacksonville Jaguars at 7:47

- 1-10-JAX 9 (7:47) PENALTY on JAX-J.Parnell, False Start, 4 yards, enforced at JAX 9 - No Play.  
 1-14-JAX 5 (7:47) C.Grant up the middle to JAX 5 for no gain (B.Orakpo).  
 2-14-JAX 5 (7:11) B.Bortles pass short left to T.Yeldon pushed ob at JAX 18 for 13 yards (L.Ryan).  
 3-1-JAX 18 (6:34) T.Yeldon right end to JAX 18 for no gain (A.Johnson; W.Woodyard).  
 4-1-JAX 18 (5:49) L.Cooke punts 40 yards to TEN 42, Center-C.Tinker. A.Jackson to JAX 45 for 13 yards (J.O'Shaughnessy).  
 PENALTY on TEN-K.Durden, Offensive Holding, 10 yards, enforced at TEN 48.

Tennessee Titans at 5:37

- 1-10-TEN 38 (5:37) M.Mariota scrambles left end pushed ob at TEN 41 for 3 yards (Tel.Smith).  
 2-7-TEN 41 (5:01) D.Henry up the middle to TEN 47 for 6 yards (M.Dareus).  
 3-1-TEN 47 (4:24) (No Huddle) D.Henry left end to TEN 46 for -1 yards (Y.Ngakoue).  
 4-2-TEN 46 (3:40) B.Kern punts 54 yards to end zone, Center-B.Brinkley, Touchback.

Jacksonville Jaguars at 3:33

- 1-10-JAX 20 (3:33) B.Bortles pass incomplete deep right to T.Bohanon.  
 2-10-JAX 20 (3:28) (Shotgun) B.Bortles pass incomplete short left to K.Cole.  
 3-10-JAX 20 (3:24) (Shotgun) B.Bortles pass short right to T.Yeldon to JAX 20 for no gain (H.Landry).  
 4-10-JAX 20 (2:35) L.Cooke punts 40 yards to TEN 40, Center-C.Tinker. R.Matthews to 50 for 10 yards (C.Davis; N.Paul).

Tennessee Titans at 2:25

- 1-10-50 (2:25) M.Mariota pass short left to D.Lewis to JAX 45 for 5 yards (M.Dareus).

Two-Minute Warning

- 2-5-JAX 45 (2:00) (Shotgun) M.Mariota left end to JAX 39 for 6 yards (J.Ramsey). R4  
 Timeout #1 by JAX at 01:47.  
1-10-JAX 39 (1:47) (Shotgun) M.Mariota pass short middle to D.Lewis to JAX 37 for 2 yards (Tel.Smith).  
 2-8-JAX 37 (1:11) (No Huddle, Shotgun) M.Mariota pass short left to R.Matthews to JAX 34 for 3 yards (T.Gipson).

Tennessee Titans vs Jacksonville Jaguars at TIAA Bank Field

Timeout #2 by TEN at 00:25.

3-5-JAX 34 (:25) (Shotgun) D.Lewis up the middle to JAX 30 for 4 yards (T.Gipson).

Timeout #3 by TEN at 00:03.

Timeout #2 by JAX at 00:03.

4-1-JAX 30 (:02) R.Succop 48 yard field goal is No Good, Wide Right, Center-B.Brinkley, Holder-B.Kern.

END OF QUARTER

	Score	Time Poss	First Downs				Efficiencies	
			R	P	X	T	3 Down	4 Down
Tennessee Titans	3	6:19	1	0	0	1	0/4	0/0
Jacksonville Jaguars	3	8:41	1	2	0	3	2/5	0/0



## Play By Play

## Third Quarter

9/23/2018

TEN elects to Receive, and JAX elects to Receive.

J.Lambo kicks 65 yards from JAX 35 to end zone, Touchback.

Tennessee Titans at 15:00

1-10-TEN 25	(15:00) M.Mariota pass incomplete deep right to C.Davis.	
	PENALTY on JAX-A.Bouye, Defensive Pass Interference, 17 yards, enforced at TEN 25 - No Play.	X5
<u>1-10-TEN 42</u>	(14:55) T.Sharpe left end pushed ob at JAX 42 for 16 yards (B.Church).	R6
<u>1-10-JAX 42</u>	(14:31) (No Huddle) D.Henry left end to JAX 38 for 4 yards (A.Bouye).	
	PENALTY on TEN-T.Lewan, Offensive Holding, 10 yards, enforced at JAX 42 - No Play.	
1-20-TEN 48	(14:02) (Shotgun) M.Mariota pass short right to C.Davis to JAX 30 for 22 yards (J.Ramsey).	P7
<u>1-10-JAX 30</u>	(13:19) (No Huddle) M.Mariota pass incomplete short left to D.Henry.	
2-10-JAX 30	(13:15) (Shotgun) M.Mariota pass short right to D.Jennings to JAX 23 for 7 yards (A.Bouye).	
3-3-JAX 23	(12:48) (No Huddle, Shotgun) M.Mariota pass short left to T.Taylor to JAX 17 for 6 yards (J.Ramsey).	P8
<u>1-10-JAX 17</u>	(12:19) (Shotgun) Direct snap to D.Henry. D.Henry up the middle to JAX 12 for 5 yards (C.Campbell).	
2-5-JAX 12	(11:48) (No Huddle) D.Henry up the middle to JAX 15 for -3 yards (C.Campbell).	
3-8-JAX 15	(11:04) (Shotgun) M.Mariota sacked at JAX 23 for -8 yards (C.Campbell).	
4-16-JAX 23	(11:04) (Field Goal formation) PENALTY on JAX-J.Ramsey, Neutral Zone Infraction, 5 yards, enforced at JAX 23 - No Play.	
4-11-JAX 18	(10:05) (Field Goal formation) R.Succop 36 yard field goal is GOOD, Center-B.Brinkley, Holder-B.Kern.	

TEN 6 JAX 3, 9 plays, 57 yards, 2 penalties, 4:59 drive, 4:59 elapsed

R.Succop kicks 65 yards from TEN 35 to end zone, Touchback.

Jacksonville Jaguars at 10:01, (1st play from scrimmage 10:00)

1-10-JAX 25	(10:00) B.Bortles pass incomplete short right to C.Grant (B.Orakpo).	
2-10-JAX 25	(9:57) (Shotgun) B.Bortles pass incomplete short right to T.Yeldon (D.Morgan).	
3-10-JAX 25	(9:54) (Shotgun) B.Bortles pass short right to D.Westbrook to JAX 40 for 15 yards (K.Byard).	P7
<u>1-10-JAX 40</u>	(9:18) (Shotgun) B.Bortles pass short middle to C.Grant to JAX 39 for -1 yards (J.Brown).	
2-11-JAX 39	(8:42) (Shotgun) B.Bortles pass short middle to K.Cole to JAX 46 for 7 yards (W.Woodyard).	
3-4-JAX 46	(8:07) (Shotgun) B.Bortles pass incomplete short middle to K.Cole (W.Woodyard).	
4-4-JAX 46	(8:02) L.Cooke punts 45 yards to TEN 9, Center-C.Tinker. R.Matthews to TEN 18 for 9 yards (C.Davis; T.Herndon).	

Tennessee Titans at 7:53

1-10-TEN 18	(7:53) D.Lewis up the middle to TEN 22 for 4 yards (B.Church).	
2-6-TEN 22	(7:12) D.Lewis left end to TEN 30 for 8 yards (Tel.Smith).	R9
<u>1-10-TEN 30</u>	(6:47) M.Mariota pass short left to T.Taylor to TEN 39 for 9 yards (A.Bouye).	
2-1-TEN 39	(6:02) D.Lewis up the middle to TEN 38 for -1 yards (M.Jackson).	
3-2-TEN 38	(5:17) (Shotgun) M.Mariota scrambles right end to TEN 46 for 8 yards (T.Patmon).	R10
<u>1-10-TEN 46</u>	(4:44) (No Huddle) D.Lewis up the middle to TEN 46 for no gain (M.Dareus).	
2-10-TEN 46	(4:23) (No Huddle) M.Mariota pass short right to D.Lewis to JAX 47 for 7 yards (T.Herndon) [Y.Ngakoué].	
3-3-JAX 47	(3:37) (Shotgun) M.Mariota scrambles up the middle to JAX 45 for 2 yards (D.Fowler).	
4-1-JAX 45	(3:37) (Run formation) PENALTY on TEN, Delay of Game, 5 yards, enforced at JAX 45 - No Play.	
4-6-50	(2:36) B.Kern punts 38 yards to JAX 12, Center-B.Brinkley, downed by TEN-L.Sims.	

Jacksonville Jaguars at 2:27

1-10-JAX 12	(2:27) (Shotgun) B.Bortles pass short left to K.Cole to JAX 21 for 9 yards (L.Sims; L.Ryan).	
2-1-JAX 21	(1:55) T.Yeldon up the middle to JAX 30 for 9 yards (D.Morgan).	R8
<u>1-10-JAX 30</u>	(1:22) B.Bortles pass short right to K.Cole pushed ob at JAX 39 for 9 yards (M.Butler).	
2-1-JAX 39	(:51) (Shotgun) T.Yeldon up the middle to JAX 42 for 3 yards (S.Finch).	R9
<u>1-10-JAX 42</u>	(:09) B.Bortles pass short left to T.Bohanon to JAX 47 for 5 yards (H.Landry).	

END OF QUARTER

	Score	Time Poss	First Downs				Efficiencies	
			R	P	X	T	3 Down	4 Down
Tennessee Titans	6	10:25	3	2	1	6	2/4	0/0
Jacksonville Jaguars	3	4:35	2	1	0	3	1/2	0/0

## Play By Play

## Fourth Quarter

9/23/2018

Jacksonville Jaguars continued.

2-5-JAX 47	(15:00) (Shotgun) B.Bortles scrambles up the middle to TEN 45 for 8 yards (J.Brown).	R10
<u>1-10-TEN 45</u>	(14:20) B.Bortles sacked at TEN 47 for -2 yards (K.Vaccaro).	
2-12-TEN 47	(13:41) (Shotgun) B.Bortles pass short middle to T.Yeldon to TEN 36 for 11 yards (J.Brown).	
3-1-TEN 36	(13:10) (Shotgun) T.Yeldon up the middle to TEN 25 for 11 yards (W.Woodyard).	R11
<u>1-10-TEN 25</u>	(12:37) (Shotgun) C.Grant right end to TEN 27 for -2 yards (J.Brown).	
	PENALTY on JAX-C.Reed, Offensive Holding, 10 yards, enforced at TEN 25 - No Play.	
1-20-TEN 35	(12:18) (Shotgun) B.Bortles pass incomplete short right to J.O'Shaughnessy.	
2-20-TEN 35	(12:11) (Shotgun) B.Bortles pass short middle to A.Seferian-Jenkins to TEN 28 for 7 yards (W.Woodyard; J.Brown).	
3-13-TEN 28	(11:31) (Shotgun) B.Bortles pass short right to T.Yeldon to TEN 20 for 8 yards (J.Brown).	
4-5-TEN 20	(11:31) J.Lambo 38 yard field goal is GOOD, Center-C.Tinker, Holder-L.Cooke.	

TEN 6 JAX 6, 13 plays, 68 yards, 6:39 drive, 4:12 elapsed

J.Lambo kicks 65 yards from JAX 35 to end zone, Touchback.

Tennessee Titans at 10:48

1-10-TEN 25	(10:48) D.Henry left end to TEN 39 for 14 yards (M.Jack).	R11
<u>1-10-TEN 39</u>	(10:10) D.Henry up the middle to TEN 43 for 4 yards (T.Gipson).	
2-6-TEN 43	(9:31) M.Mariota pass short right to J.Smith to JAX 48 for 9 yards (T.Gipson).	P12
<u>1-10-JAX 48</u>	(8:48) D.Henry up the middle to JAX 43 for 5 yards (Tel.Smith).	
2-5-JAX 43	(8:04) D.Henry left end to JAX 43 for no gain (B.Church).	
3-5-JAX 43	(7:19) (Shotgun) M.Mariota pass short middle to C.Davis to JAX 31 for 12 yards (B.Church). JAX-C.Campbell was injured during the play. His return is Questionable.	P13
<u>1-10-JAX 31</u>	(6:46) D.Henry up the middle to JAX 28 for 3 yards (T.Gipson).	
2-7-JAX 28	(6:18) M.Mariota pass short left to L.Stocker to JAX 17 for 11 yards (Tel.Smith).	P14
<u>1-10-JAX 17</u>	(5:35) D.Henry up the middle to JAX 12 for 5 yards (T.Bryan).	
2-5-JAX 12	(4:53) D.Henry up the middle to JAX 10 for 2 yards (A.Jones).	
3-3-JAX 10	(4:13) M.Mariota pass incomplete short right to C.Davis.	
4-3-JAX 10	(4:13) R.Succop 28 yard field goal is GOOD, Center-B.Brinkley, Holder-B.Kern.	

TEN 9 JAX 6, 12 plays, 65 yards, 6:42 drive, 10:54 elapsed

R.Succop kicks 65 yards from TEN 35 to end zone, Touchback.

Jacksonville Jaguars at 4:06, (1st play from scrimmage 4:05)

1-10-JAX 25	(4:05) (Shotgun) B.Bortles left end pushed ob at JAX 33 for 8 yards (W.Woodyard). TEN-J.Brown was injured during the play. His return is Questionable.	
2-2-JAX 33	(4:00) (Shotgun) B.Bortles sacked at JAX 28 for -5 yards (J.Casey). FUMBLES (J.Casey), recovered by JAX-B.Linder at JAX 29. B.Linder to JAX 29 for no gain (W.Woodyard).	
3-6-JAX 29	(3:19) (Shotgun) B.Bortles scrambles up the middle to JAX 32 for 3 yards (B.Orakpo).	
4-3-JAX 32	(2:51) L.Cooke punts 45 yards to TEN 23, Center-C.Tinker. R.Matthews to TEN 24 for 1 yard (T.Herndon).	

Tennessee Titans at 2:42

1-10-TEN 24	(2:42) M.Mariota pass short left to T.Taylor to TEN 31 for 7 yards (J.Ramsey).	
	Timeout #1 by JAX at 02:31.	
2-3-TEN 31	(2:31) D.Henry left end to TEN 33 for 2 yards (M.Dareus).	
	Timeout #2 by JAX at 02:31.	
3-1-TEN 33	(2:31) (Shotgun) M.Mariota left end to TEN 48 for 15 yards (B.Church).	R15
	Timeout #3 by JAX at 02:26.	
<u>1-10-TEN 48</u>	(2:26) D.Lewis left end to TEN 45 for -3 yards (M.Dareus; L.Jacobs).	

Two-Minute Warning

2-13-TEN 45	(2:00) D.Henry up the middle to TEN 48 for 3 yards (L.Jacobs).	
3-10-TEN 48	(1:14) D.Henry up the middle to 50 for 2 yards (M.Dareus; M.Jack).	
	Timeout #1 by TEN at 00:25.	
4-8-50	(:25) B.Kern punts 37 yards to JAX 13, Center-B.Brinkley, out of bounds.	

Jacksonville Jaguars at 0:19

1-10-JAX 13	(:19) (Shotgun) B.Bortles pass short right to D.Moncrief to JAX 20 for 7 yards. Lateral to D.Westbrook to JAX 22 for 2 yards. Lateral to T.Yeldon to JAX 32 for 10 yards (D.Cruikshank).	P12
<u>1-10-JAX 32</u>	(:12) (Shotgun) B.Bortles pass incomplete short right to A.Seferian-Jenkins.	

Tennessee Titans vs Jacksonville Jaguars at TIAA Bank Field

2-10-JAX 32	(:07) (Shotgun) B.Bortles pass short right to T.Yeldon to JAX 33 for 1 yard. Lateral to D.Moncrief to JAX 33 for no gain. FUMBLES, RECOVERED by TEN-B.Orakpo at JAX 29.							
END OF QUARTER		Time	First Downs				Efficiencies	
	Score	Poss	R	P	X	T	3 Down	4 Down
Tennessee Titans	9	9:05	2	3	0	5	2/4	0/0
Jacksonville Jaguars	6	5:55	2	1	0	3	1/3	0/0

# Miscellaneous Statistics Report

Tennessee Titans vs Jacksonville Jaguars

9/23/2018 at TIAA Bank Field

## Ten Longest Plays for Tennessee Titans

Yards	Qtr	Play Start	Play Description
22	3	1-20-TEN 48	(14:02) (Shotgun) M.Mariota pass short right to C.Davis to JAX 30 for 22 yards (J.Ramsey).
16	3	1-10-TEN 42	(14:55) T.Sharpe left end pushed ob at JAX 42 for 16 yards (B.Church).
15	4	3-1-TEN 33	(2:31) (Shotgun) M.Mariota left end to TEN 48 for 15 yards (B.Church).
14	4	1-10-TEN 25	(10:48) D.Henry left end to TEN 39 for 14 yards (M.Jack).
13	1	1-10-TEN 4	(1:17) M.Mariota scrambles left end ran ob at TEN 17 for 13 yards (Tel.Smith).
12	4	3-5-JAX 43	(7:19) (Shotgun) M.Mariota pass short middle to C.Davis to JAX 31 for 12 yards (B.Church). JAX-C.Campbell was injured during the play. His return is Questionable.
11	4	2-7-JAX 28	(6:18) M.Mariota pass short left to L.Stocker to JAX 17 for 11 yards (Tel.Smith).
9	1	2-10-JAX 29	(5:52) D.Lewis left end to JAX 20 for 9 yards (Tel.Smith).
9	3	1-10-TEN 30	(6:47) M.Mariota pass short left to T.Taylor to TEN 39 for 9 yards (A.Bouye).
9	4	2-6-TEN 43	(9:31) M.Mariota pass short right to J.Smith to JAX 48 for 9 yards (T.Gipson).

## Ten Longest Plays for Jacksonville Jaguars

Yards	Qtr	Play Start	Play Description
19	4	1-10-JAX 13	(:19) (Shotgun) B.Bortles pass short right to D.Moncrief to JAX 20 for 7 yards. Lateral to D.Westbrook to JAX 22 for 2 yards.
15	3	3-10-JAX 25	(9:54) (Shotgun) B.Bortles pass short right to D.Westbrook to JAX 40 for 15 yards (K.Byard).
13	1	2-7-JAX 39	(14:00) B.Bortles pass short middle to D.Moncrief pushed ob at TEN 48 for 13 yards (L.Ryan).
13	2	1-10-JAX 38	(14:17) T.Yeldon right end pushed ob at TEN 49 for 13 yards (K.Vaccaro).
13	2	2-14-JAX 5	(7:11) B.Bortles pass short left to T.Yeldon pushed ob at JAX 18 for 13 yards (L.Ryan).
11	1	1-10-JAX 25	(15:00) B.Bortles pass short right to K.Cole pushed ob at JAX 36 for 11 yards (M.Butler).
11	4	2-12-TEN 47	(13:41) (Shotgun) B.Bortles pass short middle to T.Yeldon to TEN 36 for 11 yards (J.Brown).
11	4	3-1-TEN 36	(13:10) (Shotgun) T.Yeldon up the middle to TEN 25 for 11 yards (W.Woodyard).
9	3	1-10-JAX 12	(2:27) (Shotgun) B.Bortles pass short left to K.Cole to JAX 21 for 9 yards (L.Sims; L.Ryan).
9	3	2-1-JAX 21	(1:55) T.Yeldon up the middle to JAX 30 for 9 yards (D.Morgan).

## Touchdown Scoring Information

		Offense	Defense	Special Teams
VISITOR	Tennessee Titans	0	0	0
HOME	Jacksonville Jaguars	0	0	0

## Player Scoring Information

Club	Player	TD	Rush TD	Rec TD	KO TD	Punt TD	Int TD	Fum TD	Misc TD	FG	XP	2Pt Rush	2Pt Rec	Sfty	Points
TEN	R.Succop	0	0	0	0	0	0	0	0	3	0	0	0	0	9
JAX	J.Lambo	0	0	0	0	0	0	0	0	2	0	0	0	0	6

## Possession Detail

	First Half		Second Half		Game	
	Visitor	Home	Visitor	Home	Visitor	Home
Largest Lead	3	0	3	0	3	0
Drives Leading	1	0	2	0	3	0
Time of Possession Leading	2:00	0:00	7:49	0:00	9:49	0:00
Largest Deficit	0	-3	0	-3	0	-3
Drives Trailing	0	2	0	4	0	6
Time of Possession Trailing	0:00	9:05	0:00	10:30	0:00	19:35
Times Score Tied Up		1		1		2
Lead Changes		1		2		3

# Playtime Percentage

*Percent of playtime per player on offense, defense and special teams*

Tennessee Titans						Jacksonville Jaguars					
		Offense	Defense	Special Teams				Offense	Defense	Special Teams	
J Kline	G	62 100%		4	15%	J Parnell	T	57 100%		2	8%
T Lewan	T	62 100%		4	15%	J Wells	T	57 100%		2	8%
K Pamphile	G	62 100%		4	15%	A Norwell	G	57 100%		2	8%
B Jones	C	62 100%				C Reed	G	57 100%		2	8%
Q Spain	G	60 97%		4	15%	B Bortles	QB	57 100%			
J Smith	TE	57 92%				B Linder	C	57 100%			
M Mariota	QB	53 85%				K Cole	WR	53 93%			
C Davis	WR	52 84%				D Moncrief	WR	48 84%			
L Stocker	TE	32 52%		13	50%	A Seferian-Jenkins	TE	47 82%			
T Taylor	WR	32 52%				D Westbrook	WR	39 68%			
D Henry	RB	32 52%				T Yeldon	RB	38 67%			
R Matthews	WR	31 50%		7	27%	C Grant	RB	20 35%		5	19%
D Lewis	RB	30 48%				J O'Shaughnessy	TE	12 21%		13	50%
T Sharpe	WR	24 39%				N Paul	TE	11 19%		18	69%
M Pruitt	TE	13 21%		3	12%	D Chark	WR	11 19%		14	54%
B Gabbert	QB	9 15%				T Bohanon	FB	5 9%			
D Jennings	WR	7 11%		9	35%	B Wilds	RB	1 2%			
C Levin	C	2 3%		4	15%	M Jack	LB		62 100%	6	23%
K Byard	FS		57 100%	7	27%	T Smith	LB		62 100%	6	23%
W Woodyard	LB		57 100%	7	27%	A Bouye	CB		62 100%	5	19%
K Vaccaro	SS		57 100%	7	27%	B Church	SS		62 100%	3	12%
L Ryan	CB		55 96%	3	12%	J Ramsey	CB		60 97%	6	23%
M Butler	CB		52 91%	7	27%	T Gipson	FS		60 97%		
B Orakpo	LB		42 74%	1	4%	C Campbell	DE		46 74%	8	31%
J Casey	DT		41 72%	1	4%	M Jackson	DT		43 69%		
D Morgan	LB		39 68%	1	4%	Y Ngakoue	DE		42 68%	6	23%
J Brown	LB		38 67%	16	62%	M Dareus	NT		42 68%	1	4%
D Jones	DE		29 51%	2	8%	A Jones	NT		36 58%	2	8%
H Landry	LB		27 47%	18	69%	T Patmon	CB		34 55%	10	38%
A Johnson	NT		25 44%	6	23%	T Bryan	DE		19 31%	6	23%
L Sims	CB		23 40%	19	73%	R Harrison	SS		17 27%	7	27%
A Jackson	CB		23 40%	5	19%	D Fowler	DE		17 27%		
R Evans	LB		18 32%	3	12%	L Jacobs	LB		11 18%	4	15%
B Logan	NT		17 30%	2	8%	L McCray	DE		3 5%	24	92%
S Finch	LB		12 21%	8	31%	J Wilson	FS		2 3%	18	69%
M Dickerson	DE		8 14%			T Herndon	CB		2 3%	17	65%
D Cruikshank	FS		3 5%	19	73%	C Davis	FS			24	92%
K Durden	CB		3 5%	5	19%	B Brown	LB			18	69%
D Bates	LB		1 2%	21	81%	D Payne	LB			18	69%
B Trawick	FS			21	81%	J Mickens	WR			13	50%
W Compton	LB			19	73%	C Tinker	LS			9	35%
B Brinkley	LS			10	38%	L Cooke	P			9	35%
B Kern	P			10	38%	J Lambo	K			5	19%
R Succop	K			8	31%	T Shatley	C			2	8%
T Marz	G			4	15%						
D Dawkins	RB			4	15%						



# 2018 TENNESSEE TITANS REGULAR SEASON STATISTICS

Won 2, Lost 1

Date	W-L	Score	OT	Opponent	Attendance
09/09	L	20-27		at Miami	65,184
09/16	W	20-17		Houston	62,372
09/23	W	9-6		at Jacksonville	64,015
09/30				Philadelphia	
10/07				at Buffalo	
10/14				Baltimore	
10/21				at L.A. Chargers	
11/05				at Dallas	
11/11				New England	
11/18				at Indianapolis	
11/26				at Houston	
12/02				N.Y. Jets	
12/06				Jacksonville	
12/16				at N.Y. Giants	
12/23				Washington	
12/30				Indianapolis	

Statistic	Tenn.	Opp.
<b>Total First Downs</b>	<b>49</b>	<b>51</b>
Rushing	18	19
Passing	26	28
Penalty	5	4
3rd Down: Made/Att	16/44	12/35
3rd Down Pct.	36.4	34.3
4th Down: Made/Att	2/4	0/2
4th Down Pct.	50.0	0.0
<b>Possession Avg.</b>	<b>30:55</b>	<b>29:05</b>
<b>Total Net Yards</b>	<b>852</b>	<b>1011</b>
Avg. Per Game	284.0	337.0
Total Plays	183	176
Avg. Per Play	4.7	5.7
<b>Net Yards Rushing</b>	<b>366</b>	<b>355</b>
Avg. Per Game	122.0	118.3
Total Rushes	98	74
<b>Net Yards Passing</b>	<b>486</b>	<b>656</b>
Avg. Per Game	162.0	218.7
Sacked/Yards Lost	4/33	8/39
Gross Yards	519	695
Att./Completions	81/48	94/63
Completion Pct.	59.3	67.0
Had Intercepted	3	3
<b>Punts/Average</b>	<b>15/48.0</b>	<b>14/46.6</b>
Net Punting Avg.	15/44.2	14/35.7
<b>Penalties/Yards</b>	<b>17/148</b>	<b>26/214</b>
<b>Fumbles/Ball Lost</b>	<b>1/0</b>	<b>4/1</b>
<b>Touchdowns</b>	<b>4</b>	<b>5</b>
Rushing	1	0
Passing	2	4
Returns	1	1

Score By Periods	Q1	Q2	Q3	Q4	OT	PTS
<b>Team</b>	<b>20</b>	<b>0</b>	<b>3</b>	<b>26</b>	<b>0</b>	<b>49</b>
<b>Opponents</b>	<b>0</b>	<b>17</b>	<b>6</b>	<b>27</b>	<b>0</b>	<b>50</b>

Scoring	TD	Rush	Rec	Ret	K-PAT	FG	S	PTS
Succop	0	0	0	0	4/4	7/8	0	25
Cruikshank	1	0	1	0			0	6
Jennings	1	0	0	1			0	6
D. Lewis	1	1	0	0			0	6
Taylor	1	0	1	0			0	6
<b>Team</b>	<b>4</b>	<b>1</b>	<b>2</b>	<b>1</b>	<b>4/4</b>	<b>7/8</b>	<b>0</b>	<b>49</b>
<b>Opponents</b>	<b>5</b>	<b>0</b>	<b>4</b>	<b>1</b>	<b>5/5</b>	<b>5/6</b>	<b>0</b>	<b>50</b>

2-Pt Conv: TM 0-0, OPP 0-0

**Sacks:** Casey 3, Correa 2, Ryan 1, Vaccaro 1, Woodyard 1, TM 8, OPP 4  
**FUM/Lost:** Davis 1/0

Rushing	No.	Yds	Avg	Long	TD
D. Lewis	39	143	3.7	26	1
Henry	46	139	3.0	14	0
Mariota	10	66	6.6	15	0
Sharpe	1	16	16.0	16	0
Gabbert	2	2	1.0	1	0
<b>Team</b>	<b>98</b>	<b>366</b>	<b>3.7</b>	<b>26</b>	<b>1</b>
<b>Opponents</b>	<b>74</b>	<b>355</b>	<b>4.8</b>	<b>21</b>	<b>0</b>

Receiving	No.	Yds	Avg	Long	TD
Davis	13	151	11.6	22	0
D. Lewis	9	50	5.6	13	0
Taylor	7	62	8.9	18t	1
Stocker	5	63	12.6	31	0
Walker	4	52	13.0	16	0
Matthews	3	11	3.7	4	0
Sharpe	2	31	15.5	17	0
J. Smith	2	21	10.5	12	0
Cruikshank	1	66	66.0	66t	1
Jennings	1	7	7.0	7	0
Henry	1	5	5.0	5	0
<b>Team</b>	<b>48</b>	<b>519</b>	<b>10.8</b>	<b>66t</b>	<b>2</b>
<b>Opponents</b>	<b>63</b>	<b>695</b>	<b>11.0</b>	<b>75t</b>	<b>4</b>

Interceptions	No.	Yds	Avg	Long	TD
Butler	1	34	34.0	34	0
Jackson	1	0	0.0	0	0
Vaccaro	1	0	0.0	0	0
<b>Team</b>	<b>3</b>	<b>34</b>	<b>11.3</b>	<b>34</b>	<b>0</b>
<b>Opponents</b>	<b>3</b>	<b>81</b>	<b>27.0</b>	<b>54</b>	<b>0</b>

Punting	No.	Yds	Avg	Net	TB	In	Lg	B
Kern	15	720	48.0	44.2	1	8	62	0
<b>Team</b>	<b>15</b>	<b>720</b>	<b>48.0</b>	<b>44.2</b>	<b>1</b>	<b>8</b>	<b>62</b>	<b>0</b>
<b>Opponents</b>	<b>14</b>	<b>652</b>	<b>46.6</b>	<b>35.7</b>	<b>4</b>	<b>4</b>	<b>65</b>	<b>0</b>

Punt Returns	Ret	FC	Yds	Avg	Long	TD
Matthews	4	0	38	9.5	18	0
Jackson	3	1	34	11.3	26	0
<b>Team</b>	<b>7</b>	<b>1</b>	<b>72</b>	<b>10.3</b>	<b>26</b>	<b>0</b>
<b>Opponents</b>	<b>8</b>	<b>1</b>	<b>37</b>	<b>4.6</b>	<b>11</b>	<b>0</b>

Kickoff Returns	No.	Yds	Avg	Long	TD
Jennings	2	121	60.5	94t	1
<b>Team</b>	<b>2</b>	<b>121</b>	<b>60.5</b>	<b>94t</b>	<b>1</b>
<b>Opponents</b>	<b>3</b>	<b>150</b>	<b>50.0</b>	<b>102t</b>	<b>1</b>

Field Goals	1-19	20-29	30-39	40-49	50+
Succop	0/0	1/1	3/3	2/3	1/1
<b>Team</b>	<b>0/0</b>	<b>1/1</b>	<b>3/3</b>	<b>2/3</b>	<b>1/1</b>
<b>Opponents</b>	<b>0/0</b>	<b>1/1</b>	<b>3/3</b>	<b>1/1</b>	<b>0/1</b>

Succop: (47G,53G)(42G,31G)(39G,48N,36G,28G)  
 OPP: (27G,30G)(54N,34G)(46G,38G)

Passing	Att	Cmp	Yds	Cmp%	Yds/Att	TD	TD%	Int	Int%	Long	Sack/Lost	Rating
Gabbert	45	25	242	55.6	5.38	1	2.2	1	2.2	18t	3/25	68.9
Mariota	34	21	203	61.8	5.97	0	0.0	2	5.9	31	1/8	53.9
Byard	1	1	66	100.0	66.00	1	100.0	0	0.0	66t	0/0	158.3
Henry	1	1	8	100.0	8.00	0	0.0	0	0.0	8	0/0	100.0
<b>Team</b>	<b>81</b>	<b>48</b>	<b>519</b>	<b>59.3</b>	<b>6.41</b>	<b>2</b>	<b>2.5</b>	<b>3</b>	<b>3.7</b>	<b>66t</b>	<b>4/33</b>	<b>71.0</b>
<b>Opponents</b>	<b>94</b>	<b>63</b>	<b>695</b>	<b>67.0</b>	<b>7.39</b>	<b>4</b>	<b>4.3</b>	<b>3</b>	<b>3.2</b>	<b>75t</b>	<b>8/39</b>	<b>89.6</b>

## **TITANS WIN OVERTIME THRILLER OVER EAGLES, 26-23**

**BY JIM WYATT**  
**TITANS ONLINE**  
**SEPTEMBER 30, 2018**

NASHVILLE, Tenn. – Philly Special?

On this day, the Titans were one play better.

In one of the most memorable games in Nissan Stadium history, the Titans rallied for a 26-23 overtime win over the defending Super Bowl champs, beating the Philadelphia Eagles on the final play of the game.

When receiver Corey Davis went up high to haul in a 10-yard touchdown pass from quarterback Marcus Mariota, it set off a wild celebration on the field and in the stands.

“That’s one you tell your kids about,” Titans center Ben Jones said. “It was something special. ... That’s one I will never forget in my life.”

“It was like a movie,” Titans safety Kevin Byard said. “It was crazy.”

Mariota, Davis, Coach Mike Vrabel and the Titans couldn’t have written a better script.

Mariota completed 30-of-43 passes for 344 yards and two touchdowns in the game, and he ran for 46 more yards, including a two-yard touchdown run. Mariota’s touchdown pass to Davis came on third down, with just five seconds left.

It capped off a 16-play, 75-yard drive in 6:14 in overtime, and he found Davis on a third-and-goal play from the 10. The Titans converted three fourth downs on the drive, as Mariota and the Titans didn’t flinch.

“(The end), you’re like a little kid, right?,” Mariota said. “You’re running around the backyard,

counting down the seconds. This is why you play the game, to have an opportunity to win it. There was not a blink in the eye in the guys, and we were able to go down there and score.”

A gutsy Vrabel was the director.

With the Eagles ahead 23-20, it initially looked like the Titans would kick a field goal to tie it, facing 4th and 2 at the Philadelphia 32 with just over a minute to play. But rather than kicking a 50-yard field goal, Vrabel called kicker Ryan Succop back, and sent the offense back on the field. The Titans got the first down, keeping the drive in motion.

And the Titans ended up winning it.

“I don’t know if it was Bad News Bears, but they said tying is like kissing your cousin,” tackle Taylor Lewan said. “(Vrabel) had some guts to go for that, especially vs. the defending champs. We didn’t want to tie, we wanted to win. It’s pretty nice.”

Vrabel said the Titans wanted to be aggressive, and win it.

“We put a lot into every week,” Vrabel said after the game. “Going back to Miami, we put a lot into that opener, you go down there and spend a bunch of time down there on Sunday and you come up short. I felt the team did a great job of coming back together on Wednesday and really locking in on Houston. And then win a big home game, my first win as a coach and they were happy for me, but we came back on Wednesday and we were able to wipe it clean and go on the road to Jacksonville and win a good game down there against a great team. Wiped it clean, and their preparation has been great so the emotions are high.

“We’ll enjoy it, the guys are excited, and I’m excited, I’m happy for them. But we have to come back in and wipe it clean quickly. I’ll wipe it clean here pretty quick, but these guys make sure we come in and we

know what Buffalo is doing. We’ve got to go on the road.”

With a smile, Vrabel said the game took its toll on him emotionally.

“We know that we’re going to play close games, we’ve said that, and I think they are embracing that and understand that and they know that these games are going to be close and we’re getting used to it,” Vrabel said. “My heart pills come in, I got a prescription, big bottle. I’m just proud of him to execute in the most critical situation in the game.”

The Titans are now 3-1, and tied for first with the Jaguars in the AFC South at the quarter mark.

On Sunday, the Titans kept swinging against Eagles, and eventually knocked off the defending Super Bowl champs.

The Titans trailed 17-3 in the third quarter. When Mariota connected with receiver Tajae Sharpe for an 11-yard touchdown with 5:01 left, the Titans took a 20-17 lead. The score capped off a string of 17 straight points for the Titans.

But the Eagles tied the game at 20-20 on a Jake Elliott field goal with 16 seconds left, and the game went to overtime. In overtime, Elliott booted a 37-yard field goal on their first possession to make it 23-20.

But the Titans fought back and won it on a huge day for Davis, who caught nine passes for 161 yards in the contest, including a 51-yard catch. Time and again Mariota kept finding him, and time and again Davis kept coming down with the football.

“Literally, I was thinking just go get it,” Davis said of his game-winning catch. “Vrabel always talks about players just making plays, and that’s what it comes down to. So when the ball was in the air, all I was thinking was to go get it.

“I would say this is No.1 for sure,” Davis said of his best career moments. “You know, God is good and His timing is always right on.

I'm proud of this team. They were very relentless, and did not stop fighting. It feels really good."

There were some speed bumps along the way.

The Titans took the opening drive of the game and moved the ball in Eagles territory. The drive ended with a 42-yard field goal by Succop, which made it 3-0.

The Eagles took a 7-3 lead with 4:04 remaining in the second quarter on a 56-yard touchdown pass from quarterback Carson Wentz to receiver Jordan Matthews, who got behind Titans cornerback Malcolm Butler.

The Eagles stretched the lead to 10-3 at the half on a 27-yard field goal by Elliott on the final play of the half. The score came after the Titans held following an interception thrown by Mariota.

The Titans pressured Wentz early, but he moved around and made some plays.

The Eagles extended their lead to 17-3 in the third quarter on a 15-yard touchdown pass from Wentz to receiver Alshon Jeffery, with cornerback LeShaun Sims defending on the play.

But the Titans answered back with an eight-play, 75-yard drive that was capped off with a two-yard touchdown run by Mariota, who dropped back and then raced into the end zone to make it 17-10 with 2:51 left in the third quarter.

The Titans then made a big play on defense, as rookie edge rusher Harold Landry sacked Wentz, who fumbled. Titans linebacker Derrick Morgan jumped on the loose ball, and the Titans turned it into three points on a 33-yard field goal by Succop, which made it 17-13 with 9:18 left.

And the Titans kept coming before a fired up crowd at Nissan Stadium.

Next up is a trip to Buffalo to face the Bills next Sunday.

"At the end of the day, it was a hell of a victory for the Titans," Byard said. "This game right here, was a game I feel like we deserve respect now. We deserve respect in Tennessee, and we've got to keep it rolling. But we definitely deserve respect. Because we've beaten two great teams and that needs taken notice of."

Tennessee Titans ✓

@Titans

We love our quarterback!  
#TitanUp

3:58 PM - Sep 30, 2018

Tennessee Titans ✓

@Titans

"You know what it is... FOR THE BOYS!" #TitanUp

4:05 PM - Sep 30, 2018

###

# Week 4

## National Football League Game Summary

NFL Copyright © 2018 by The National Football League. All rights reserved. This summary and play-by-play is for the express purpose of assisting media in their coverage of the game; any other use of this material is prohibited without the written permission of the National Football League. Updated: 10/3/2018

Date: Sunday, 9/30/2018 Philadelphia Eagles at Tennessee Titans Start Time: 12:02 PM Central  
at Nissan Stadium, Nashville, TN

### Game Day Weather

Game Weather: Sunny Temp: 80° F (26.7° C) Humidity: 56%, Wind: NW 4 mph  
Played Outdoors on Turf: Grass Outdoor Weather: Sunny, Wind Chill: 82

### Officials

Referee: Hochuli, Shawn (83) Umpire: Ellison, Roy (81) Down Judge: Camp, Ed (134)  
Line Judge: Bradley, Greg (98) Field Judge: Hill, Tom (97) Side Judge: Hill, Chad (125)  
Back Judge: Martinez, Rich (39) Replay Official: Madsen, Carl (0)

### Lineups

Philadelphia Eagles				Tennessee Titans			
Offense		Defense		Offense		Defense	
WR	17 A.Jeffery	DE	96 D.Barnett	WR	13 T.Taylor	DE	90 D.Jones
LT	71 J.Peters	DT	94 H.Ngata	TE	88 L.Stocker	DT	99 J.Casey
LG	61 S.Wisniewski	DT	91 F.Cox	LT	77 T.Lewan	OLB	91 D.Morgan
C	62 J.Kelce	DE	55 B.Graham	LG	67 Q.Spain	ILB	59 W.Woodyard
RG	79 B.Brooks	OLB	54 K.Grugier-Hill	C	60 B.Jones	ILB	55 J.Brown
RT	65 L.Johnson	MLB	58 J.Hicks	RG	64 J.Kline	OLB	98 B.Orakpo
TE	86 Z.Ertz	OLB	53 N.Bradham	RT	78 J.Conklin	CB	26 L.Ryan
WR	13 N.Agholor	CB	31 J.Mills	TE	81 J.Smith	SS	24 K.Vaccaro
TE	88 D.Goedert	CB	21 R.Darby	WR	84 C.Davis	FS	31 K.Byard
RB	26 J.Ajayi	S	27 M.Jenkins	QB	8 M.Mariota	CB	21 M.Butler
QB	11 C.Wentz	S	24 C.Graham	RB	22 D.Henry	CB	25 A.Jackson

### Substitutions

P 1 C.Johnston, K 4 J.Elliott, WR 16 D.Carter, WR 18 S.Gibson, CB 22 S.Jones, RB 28 W.Smallwood, CB 29 A.Maddox, CB 32 R.Douglas, RB 33 J.Adams, S 36 D.Hall, LS 45 R.Lovato, LB 47 N.Gerry, LB 50 L.Reynolds, DE 56 C.Long, LB 57 D.Alexander, T 72 H.Vaitai, OL 73 I.Seumalo, DE 77 M.Bennett, WR 80 J.Matthews, WR 81 K.Aiken, TE 83 J.Perkins, DT 97 D.Vaeao, DT 98 B.Hector

### Substitutions

K 4 R.Succop, P 6 B.Kern, WR 14 N.Williams, WR 15 D.Jennings, WR 19 T.Sharpe, S 28 K.Lewis, DB 29 D.Cruikshank, RB 33 D.Lewis, CB 36 L.Sims, S 41 B.Trawick, OLB 44 K.Correa, LS 48 B.Brinkley, LB 51 W.Compton, LB 53 D.Bates, LB 54 R.Evans, OLB 56 S.Finch, OLB 58 H.Landry, C/G 62 C.Levin, T 69 T.Marz, TE 85 M.Pruitt, DL 94 A.Johnson, DL 96 B.Logan

### Did Not Play

QB 9 N.Foles

### Did Not Play

QB 12 A.Davis, RB 39 D.Dawkins

### Not Active

QB 7 N.Sudfeld, RB 30 C.Clement, RB 43 D.Sproles, G 67 C.Warmack, T 68 J.Mailata, T/G 69 M.Pryor, DE 75 J.Sweet

### Not Active

QB 7 B.Gabbert, DB 20 K.Durden, RB 32 D.Fluellen, G 61 A.Stinnie, T/G 71 D.Kelly, DE 92 M.Dickerson, DT 97 D.Kilgo

### Field Goals (made ( ) & missed)

J.Elliott		(27)	(30)	(37)	R.Succop		(42)	(33)		
		1	2	3	4	OT	Total			
VISITOR:	Philadelphia Eagles	0	10	7	3	3	23			
HOME:	Tennessee Titans	3	0	7	10	6	26			

### Scoring Plays

Team	Qtr	Time	Play Description (Extra Point) (Drive Info)	Visitor	Home
Titans	1	11:22	R.Succop 42 yd. Field Goal (8-51, 3:38)	0	3
Eagles	2	4:04	J.Matthews 56 yd. pass from C.Wentz (J.Elliott kick) (8-97, 4:52)	7	3
Eagles	2	0:00	J.Elliott 27 yd. Field Goal (4-8, 0:26)	10	3
Eagles	3	7:36	A.Jeffery 16 yd. pass from C.Wentz (J.Elliott kick) (12-75, 7:24)	17	3
Titans	3	2:51	M.Mariota 2 yd. run (R.Succop kick) (8-75, 4:45)	17	10
Titans	4	9:18	R.Succop 33 yd. Field Goal (8-20, 4:45)	17	13
Titans	4	5:01	T.Sharpe 11 yd. pass from M.Mariota (R.Succop kick) (5-75, 2:54)	17	20
Eagles	4	0:16	J.Elliott 30 yd. Field Goal (6-27, 1:25)	20	20
Eagles	5	6:19	J.Elliott 37 yd. Field Goal (9-56, 3:41)	23	20
Titans	5	0:05	C.Davis 10 yd. pass from M.Mariota (16-75, 6:14) (16-75, 6:14)	23	26

# Week 4

## National Football League Game Summary

NFL Copyright © 2018 by The National Football League. All rights reserved. This summary and play-by-play is for the express purpose of assisting media in their coverage of the game; any other use of this material is prohibited without the written permission of the National Football League.

Updated: 10/3/2018

Paid Attendance: 69,013

Time: 3:36



## Final Individual Statistics

## Philadelphia Eagles

RUSHING	ATT	YDS	AVG	LG	TD
J.Ajayi	15	70	4.7	15	0
W.Smallwood	5	39	7.8	15	0
C.Wentz	2	8	4.0	6	0
Total	22	117	5.3	15	0

PASSING	ATT	CMP	YDS	SK/YD	TD	LG	IN	RT
C.Wentz	50	33	348	4/33	2	56	0	99.4
Total	50	33	348	4/33	2	56	0	99.4

PASS RECEIVING	TAR	REC	YDS	AVG	LG	TD
Z.Ertz	14	10	112	11.2	24	0
A.Jeffery	9	8	105	13.1	31	1
N.Agholor	12	5	22	4.4	10	0
W.Smallwood	5	3	15	5.0	11	0
J.Ajayi	4	3	11	3.7	12	0
D.Goedert	2	2	13	6.5	10	0
J.Matthews	3	1	56	56.0	56	1
K.Aiken	1	1	14	14.0	14	0
Total	50	33	348	10.5	56	2

INTERCEPTIONS	NO	YDS	AVG	LG	TD
A.Maddox	1	23	23.0	23	0
Total	1	23	23.0	23	0

PUNTING	NO	YDS	AVG	NET	TB	IN20	LG
C.Johnston	6	308	51.3	40.0	3	2	68
Total	6	308	51.3	40.0	3	2	68

PUNT RETURNS	NO	YDS	AVG	FC	LG	TD
D.Carter	2	42	21.0	0	42	0
[DOWNED]	1	0	0.0	0	0	0
[OUT OF BOUNDS]	1	0	0.0	0	0	0
[TOUCHBACK]	1	0	0.0	0	0	0
Total	2	42	21.0	0	42	0

KICKOFF RETURNS	NO	YDS	AVG	FC	LG	TD
[TOUCHBACK]	6	0	0.0	0	0	0
Total	0	0	0.0	0	0	0

## Tennessee Titans

RUSHING	ATT	YDS	AVG	LG	TD
M.Mariota	10	46	4.6	17	1
D.Henry	8	24	3.0	14	0
D.Lewis	4	0	0.0	2	0
Total	22	70	3.2	17	1

PASSING	ATT	CMP	YDS	SK/YD	TD	LG	IN	RT
M.Mariota	43	30	344	3/17	2	51	1	99.4
Total	43	30	344	3/17	2	51	1	99.4

PASS RECEIVING	TAR	REC	YDS	AVG	LG	TD
C.Davis	15	9	161	17.9	51	1
D.Lewis	9	9	66	7.3	17	0
T.Taylor	9	7	77	11.0	19	0
T.Sharpe	3	2	27	13.5	16	1
D.Henry	2	2	7	3.5	13	0
D.Jennings	2	1	6	6.0	6	0
J.Smith	2	0	0	0.0	0	0
Total	42	30	344	11.5	51	2

INTERCEPTIONS	NO	YDS	AVG	LG	TD
Total	0	0	0	0	0

PUNTING	NO	YDS	AVG	NET	TB	IN20	LG
B.Kern	5	254	50.8	38.4	1	2	58
Total	5	254	50.8	38.4	1	2	58

PUNT RETURNS	NO	YDS	AVG	FC	LG	TD
N.Williams	2	8	4.0	1	8	0
[TOUCHBACK]	3	0	0.0	0	0	0
Total	2	8	4.0	1	8	0

KICKOFF RETURNS	NO	YDS	AVG	FC	LG	TD
[TOUCHBACK]	5	0	0.0	0	0	0
Total	0	0	0.0	0	0	0

## Philadelphia Eagles

FUMBLES	FUM	LOST	OWN-REC	YDS	TD	FORCED	OPP-REC	YDS	TD	OUT-BDS
N.Agholor	1	0	0	0	0	0	0	0	0	1
A.Jeffery	1	0	0	0	0	0	0	0	0	1
C.Wentz	1	1	0	0	0	0	0	0	0	0
Total	3	1	0	0	0	0	0	0	0	2

## Tennessee Titans

FUMBLES	FUM	LOST	OWN-REC	YDS	TD	FORCED	OPP-REC	YDS	TD	OUT-BDS
M.Mariota	1	0	0	-12	0	0	0	0	0	0
N.Williams	0	0	1	0	0	0	0	0	0	0
M.Butler	0	0	0	0	0	1	0	0	0	0
H.Landry	0	0	0	0	0	1	0	0	0	0
B.Orakpo	0	0	0	0	0	1	0	0	0	0
D.Morgan	0	0	0	0	0	0	1	0	0	0
Total	1	0	1	-12	0	3	1	0	0	0

## Final Team Statistics

	Visitor Eagles	Home Titans
TOTAL FIRST DOWNS	25	22
By Rushing	6	3
By Passing	18	16
By Penalty	1	3
THIRD DOWN EFFICIENCY	5-15-33%	5-16-31%
FOURTH DOWN EFFICIENCY	0-0-0%	3-3-100%
TOTAL NET YARDS	432	397
Total Offensive Plays (inc. times thrown passing)	76	68
Average gain per offensive play	5.7	5.8
NET YARDS RUSHING	117	70
Total Rushing Plays	22	22
Average gain per rushing play	5.3	3.2
Tackles for a loss-number and yards	1-2	4-9
NET YARDS PASSING	315	327
Times thrown - yards lost attempting to pass	4-33	3-17
Gross yards passing	348	344
PASS ATTEMPTS-COMPLETIONS-HAD INTERCEPTED	50-33-0	43-30-1
Avg gain per pass play (inc.# thrown passing)	5.8	7.1
KICKOFFS Number-In End Zone-Touchbacks	5-5-5	6-6-6
PUNTS Number and Average	6-51.3	5-50.8
Had Blocked	0	0
FGs - PATs Had Blocked	0-0	0-0
Net Punting Average	40.0	38.4
TOTAL RETURN YARDAGE (Not Including Kickoffs)	65	8
No. and Yards Punt Returns	2-42	2-8
No. and Yards Kickoff Returns	0-0	0-0
No. and Yards Interception Returns	1-23	0-0
PENALTIES Number and Yards	8-77	4-30
FUMBLES Number and Lost	3-1	1-0
TOUCHDOWNS	2	3
Rushing	0	1
Passing	2	2
EXTRA POINTS Made-Attempts	2-2	2-2
Kicking Made-Attempts	2-2	2-2
FIELD GOALS Made-Attempts	3-3	2-2
RED ZONE EFFICIENCY	1-4-25%	3-4-75%
GOAL TO GO EFFICIENCY	1-1-100%	3-3-100%
SAFETIES	0	0
FINAL SCORE	23	26
TIME OF POSSESSION	34:25	35:30

## Ball Possession And Drive Chart

### Philadelphia Eagles

#	Time Recd	Time Lost	Time Poss	How Ball Obtained	Drive Began	# Play	Yds Gain	Yds Pen	Net Yds	1st Down	Last Scrm	How Given Up
1	11:22	9:09	2:13	Kickoff	PHI 25	6	28	0	28	2	TEN 47	Punt
2	7:17	4:53	2:24	Punt	PHI 20	4	6	0	6	1	PHI 26	Punt
3	14:50	11:53	2:57	Punt	PHI 5	7	47	0	47	2	TEN 48	Punt
4	8:56	4:04	4:52	Punt	PHI 3	8	97	0	97	4	PHI 44	Touchdown
5	2:22	0:41	1:41	Punt	PHI 14	8	39	-5	34	3	PHI 48	Punt
6	0:26	0:00	0:26	Interception	TEN 17	4	8	0	8	0	* TEN 9	Field Goal
7	15:00	7:36	7:24	Kickoff	PHI 25	12	92	-17	75	5	* TEN 16	Touchdown
8	2:51	14:03	3:48	Kickoff	PHI 25	7	10	0	10	2	PHI 40	Fumble
9	9:18	7:55	1:23	Kickoff	PHI 25	3	4	0	4	0	PHI 29	Punt
10	5:01	2:50	2:11	Kickoff	PHI 25	5	17	0	17	1	PHI 42	Punt
11	1:41	0:16	1:25	Punt	TEN 39	6	27	0	27	1	* TEN 12	Field Goal
12	10:00	6:19	3:41	Kickoff	PHI 25	9	56	0	56	4	* TEN 19	Field Goal

(336) Average PHI 28

### Tennessee Titans

#	Time Recd	Time Lost	Time Poss	How Ball Obtained	Drive Began	# Play	Yds Gain	Yds Pen	Net Yds	1st Down	Last Scrm	How Given Up
1	15:00	11:22	3:38	Kickoff	TEN 25	8	51	0	51	2	PHI 24	Field Goal
2	9:09	7:17	1:52	Punt	TEN 20	4	22	0	22	1	TEN 42	Punt
3	4:53	14:50	5:03	Punt	TEN 7	8	45	-5	40	3	TEN 47	Punt
4	11:53	8:56	2:57	Punt	TEN 11	5	37	0	37	2	TEN 48	Punt
5	4:04	2:22	1:42	Kickoff	TEN 25	3	3	0	3	0	TEN 28	Punt
6	0:41	0:26	0:15	Punt	TEN 20	1	0	0	0	0	TEN 20	Interception
7	7:36	2:51	4:45	Kickoff	TEN 25	8	55	20	75	4	* PHI 2	Touchdown
8	14:03	9:18	4:45	Fumble	PHI 35	8	20	0	20	1	* PHI 15	Field Goal
9	7:55	5:01	2:54	Punt	TEN 25	5	75	0	75	3	* PHI 11	Touchdown
10	2:50	1:41	1:09	Punt	TEN 20	3	7	0	7	0	TEN 27	Punt
11	0:16	0:00	0:16	Kickoff	TEN 25	1	-1	0	-1	0	TEN 25	End of Half
12	6:19	0:05	6:14	Kickoff	TEN 25	16	71	4	75	6	* PHI 10	Touchdown

(293) Average TEN 24

\* inside opponent's 20

### Time of Possession by Quarter

	1st	2nd	3rd	4th	OT	Total
Visitor Philadelphia Eagles	4:37	9:56	10:15	5:56	3:41	34:25
Home Tennessee Titans	10:23	5:04	4:45	9:04	6:14	35:30

### Kickoff Drive No.-Start Average

Eagles: 6 - PHI 25

Titans: 5 - TEN 25

# Final Defensive Statistics

Philadelphia Eagles	Regular Defensive Plays												Special Teams					Misc			
	TKL	AST	COMB	SK	/ YDS	TFL	Q	IN	PD	FF	FR		TKL	AST	FF	FR	BL	TKL	AST	FF	FR
C.Graham	8	1	9	0	0	1	0	0	0	0	0		0	0	0	0	0	0	0	0	0
R.Darby	8	0	8	0	0	0	0	0	1	0	0		0	0	0	0	0	0	0	0	0
J.Hicks	6	1	7	0	0	1	0	0	0	0	0		0	0	0	0	0	0	0	0	0
M.Jenkins	5	2	7	0	0	2	0	0	1	0	0		0	0	0	0	0	0	0	0	0
N.Bradham	3	2	5	0	0	0	0	0	0	0	0		0	0	0	0	0	0	0	0	0
H.Ngata	3	1	4	1	5	2	2	0	0	0	0		0	0	0	0	0	0	0	0	0
B.Graham	2	2	4	0	0	1	0	0	0	0	0		0	0	0	0	0	0	0	0	0
J.Mills	3	0	3	0	0	0	0	0	0	0	0		0	0	0	0	0	0	0	0	0
D.Barnett	2	1	3	1	7	1	2	0	0	0	0		0	0	0	0	0	0	0	0	0
S.Jones	2	1	3	0	0	0	0	0	0	0	0		0	0	0	0	0	0	0	0	0
F.Cox	2	0	2	0	0	0	0	0	0	0	0		0	0	0	0	0	0	0	0	0
K.Grugier-Hill	1	1	2	0	0	0	0	0	0	0	0		1	0	0	0	0	0	0	0	0
M.Bennett	1	0	1	1	5	1	2	0	0	0	0		0	0	0	0	0	0	0	0	0
A.Maddox	0	0	0	0	0	0	0	1	1	0	0		0	0	0	0	0	0	0	0	0
L.Reynolds	0	0	0	0	0	0	0	0	0	0	0		1	0	0	0	0	0	0	0	0
B.Brooks	0	0	0	0	0	0	0	0	0	0	0		0	0	0	0	0	1	0	0	0
Total	46	12	58	3	17	9	6	1	3	0	0		2	0	0	0	0	1	0	0	0

TKL = Tackle AST = Assist COMB = Combined QH=QB Hit IN = Interception PD = Pass Defense FF = Forced Fumble FR = Fumble Recovery

Tennessee Titans	Regular Defensive Plays												Special Teams					Misc			
	TKL	AST	COMB	SK	/ YDS	TFL	QH	IN	PD	FF	FR		TKL	AST	FF	FR	BL	TKL	AST	FF	FR
K.Byard	9	2	11	0	0	0	1	0	0	0	0		0	0	0	0	0	0	0	0	0
M.Butler	9	1	10	1	9	1	1	0	0	1	0		0	0	0	0	0	0	0	0	0
J.Brown	6	4	10	1	10	2	2	0	0	0	0		0	0	0	0	0	0	0	0	0
L.Ryan	4	1	5	0	0	0	0	0	1	0	0		0	0	0	0	0	0	0	0	0
J.Casey	3	2	5	0	0	1	2	0	0	0	0		0	0	0	0	0	0	0	0	0
H.Landry	3	1	4	1	5	1	1	0	0	1	0		0	0	0	0	0	0	0	0	0
A.Jackson	3	0	3	0	0	0	0	0	0	0	0		0	0	0	0	0	0	0	0	0
K.Lewis	3	0	3	0	0	0	0	0	0	0	0		0	0	0	0	0	0	0	0	0
B.Orakpo	2	1	3	0	0	0	0	0	0	1	0		0	0	0	0	0	0	0	0	0
R.Evans	1	2	3	0	0	0	0	0	0	0	0		0	0	0	0	0	0	0	0	0
S.Finch	2	0	2	1	9	1	1	0	0	0	0		0	0	0	0	0	0	0	0	0
D.Jones	2	0	2	0	0	0	2	0	0	0	0		0	0	0	0	0	0	0	0	0
W.Compton	2	0	2	0	0	0	0	0	1	0	0		0	1	0	0	0	0	0	0	0
B.Logan	1	1	2	0	0	0	0	0	0	0	0		0	0	0	0	0	0	0	0	0
K.Vaccaro	0	2	2	0	0	0	1	0	0	0	0		0	0	0	0	0	0	0	0	0
W.Woodyard	1	0	1	0	0	0	0	0	0	0	0		0	0	0	0	0	0	0	0	0
D.Morgan	0	0	0	0	0	0	0	0	0	0	1		0	0	0	0	0	0	0	0	0
B.Kern	0	0	0	0	0	0	0	0	0	0	0		1	0	0	0	0	0	0	0	0
B.Brinkley	0	0	0	0	0	0	0	0	0	0	0		0	1	0	0	0	0	0	0	0
T.Taylor	0	0	0	0	0	0	0	0	0	0	0		0	0	0	0	0	1	0	0	0
N.Williams	0	0	0	0	0	0	0	0	0	0	0		0	0	0	0	0	0	0	0	1
Total	51	17	68	4	33	6	11	0	2	3	1		1	2	0	0	0	1	0	0	1

First Half Summary

PERIOD SCORES			TIME OF POSSESSION		
Eagles	0	10 = 10	Eagles	14:33	
Titans	3	0 = 3	Titans	15:27	

Scoring Plays							
Team	Qtr	Time	Play Description (Extra Point) (Drive Info)			Visitor	Home
Titans	1	11:22	R.Succop 42 yd. Field Goal (8-51, 3:38)			0	3
Eagles	2	4:04	J.Matthews 56 yd. pass from C.Wentz (J.Elliott kick) (8-97, 4:52)			7	3
Eagles	2	0:00	J.Elliott 27 yd. Field Goal (4-8, 0:26)			10	3

			Philadelphia Eagles	Tennessee Titans
TOTAL FIRST DOWNS			12	8
First Downs Rushing-Passing-by Penalty			2 - 10 - 0	2 - 6 - 0
THIRD DOWN EFFICIENCY			3-8-38%	2-7-29%
TOTAL NET YARDS			225	158
Total Offensive Plays			36	28
NET YARDS RUSHING			39	24
NET YARDS PASSING			186	134
Gross Yards Passing			204	146
Times thrown-yards lost attempting to pass			2-18	2-12
Pass Attempts-Completions-Had Intercepted			26 - 17 - 0	18 - 11 - 1
Punts-Number and Average			4 - 51	4 - 50
Penalties-Number and Yards			2 - 18	2 - 12
Fumbles-Number and Lost			1 - 0	0 - 0
Red Zone Efficiency			0-1-0%	0-0-0%
Average Drive Start			PHI 25	TEN 18

Philadelphia Eagles										Tennessee Titans																
RUSHING					ATT	YDS	AVG	LG	TD	RUSHING					ATT	YDS	AVG	LG	TD							
W.Smallwood					2	20	10.0	15	0	D.Henry					3	15	5.0	14	0							
J.Ajayi					6	19	3.2	10	0	M.Mariota					2	9	4.5	7	0							
										D.Lewis					3	0	0.0	2	0							
Total					8	39	4.9	15	0	Total					8	24	3.0	14	0							
PASSING					ATT	CMP	YDS	SK/YD	TD	LG	IN	RT	PASSING					ATT	CMP	YDS	SK/YD	TD	LG	IN	RT	
C.Wentz					26	17	204	2/18	1	56	0	102.1	M.Mariota					18	11	146	2/12	0	28	1	63.7	
Total					26	17	204	2/18	1	56	0	102.1	Total					18	11	146	2/12	0	28	1	63.7	
PASS RECEIVING					TAR	REC	YDS	AVG	LG	TD	PASS RECEIVING					TAR	REC	YDS	AVG	LG	TD					
Z.Ertz					10	8	83	10.4	17	0	T.Taylor					6	4	45	11.3	16	0					
A.Jeffery					3	3	40	13.3	31	0	C.Davis					6	3	70	23.3	28	0					
N.Agholor					7	2	16	8.0	10	0	D.Lewis					3	3	18	6.0	11	0					
J.Matthews					1	1	56	56.0	56	1	D.Henry					1	1	13	13.0	13	0					
K.Aiken					1	1	14	14.0	14	0	J.Smith					1	0	0	0.0	0	0					
J.Ajayi					2	1	-2	-2.0	-2	0																
W.Smallwood					2	1	-3	-3.0	-3	0																
Total					26	17	204	12.0	56	1	Total					17	11	146	13.3	28	0					

Philadelphia Eagles	Regular Defensive Plays												Special Teams					Misc			
	TKL	AST	COMB	SK	/ YDS	TFL	Q	IN	PD	FF	FR	TKL	AST	FF	FR	BL	TKL	AST	FF	FR	
C.Graham	4	0	4	0	0	0	0	0	0	0	0	0	0	0	0	0	0	0	0	0	0
R.Darby	3	0	3	0	0	0	0	0	1	0	0	0	0	0	0	0	0	0	0	0	0
D.Barnett	2	1	3	1	7	1	1	0	0	0	0	0	0	0	0	0	0	0	0	0	0
S.Jones	2	1	3	0	0	0	0	0	0	0	0	0	0	0	0	0	0	0	0	0	0
Total	11	2	13	1	7	1	1	0	1	0	0	0	0	0	0	0	0	0	0	0	0



9/30/2018 at Nissan Stadium

## First Half Summary

[illegible]

Play By Play

First Quarter

9/30/2018

PHI wins the coin toss and elects to defer. TEN elects to Receive, and PHI elects to defend the south goal.

J.Elliott kicks 65 yards from PHI 35 to end zone, Touchback.

Tennessee Titans at 15:00

1-10-TEN 25	(15:00) M.Mariota pass short left to D.Henry to TEN 38 for 13 yards (K.Grugier-Hill).	P1
<u>1-10-TEN 38</u>	(14:24) (Shotgun) M.Mariota left tackle to TEN 45 for 7 yards (C.Graham).	
2-3-TEN 45	(13:46) (Shotgun) M.Mariota pass incomplete deep left to C.Davis.	
3-3-TEN 45	(13:40) (Shotgun) M.Mariota pass deep right to C.Davis to PHI 27 for 28 yards (J.Mills).	P2
<u>1-10-PHI 27</u>	(12:53) (Shotgun) D.Lewis up the middle to PHI 27 for no gain (N.Bradham).	
2-10-PHI 27	(12:13) (Shotgun) M.Mariota pass short left to D.Lewis pushed ob at PHI 24 for 3 yards (S.Jones).	
3-7-PHI 24	(11:34) (Shotgun) M.Mariota pass incomplete short left to J.Smith.	
4-7-PHI 24	(11:26) (Field Goal formation) R.Succop 42 yard field goal is GOOD, Center-B.Brinkley, Holder-B.Kern.	

PHI 0 TEN 3, 8 plays, 51 yards, 3:38 drive, 3:38 elapsed

R.Succop kicks 65 yards from TEN 35 to end zone, Touchback.

Philadelphia Eagles at 11:22

1-10-PHI 25	(11:22) C.Wentz pass incomplete deep right to N.Agholor.	
2-10-PHI 25	(11:15) (Shotgun) C.Wentz pass short middle to Z.Ertz to PHI 42 for 17 yards (W.Woodyard). TEN-W.Woodyard was injured during the play. His return is Questionable.	P1
<u>1-10-PHI 42</u>	(10:43) (Shotgun) J.Ajayi up the middle to TEN 48 for 10 yards (J.Brown; K.Byard).	R2
<u>1-10-TEN 48</u>	(10:07) (Shotgun) J.Ajayi left guard to TEN 47 for 1 yard (J.Casey).	
2-9-TEN 47	(9:27) (Shotgun) C.Wentz pass incomplete short left to N.Agholor [D.Jones].	
3-9-TEN 47	(9:23) (Shotgun) C.Wentz pass incomplete short middle to N.Agholor [J.Brown].	
4-9-TEN 47	(9:16) (Punt formation) C.Johnston punts 47 yards to end zone, Center-R.Lovato, Touchback.	

Tennessee Titans at 9:09

1-10-TEN 20	(9:09) M.Mariota pass deep left to C.Davis pushed ob at TEN 45 for 25 yards (R.Darby) [M.Bennett].	P3
<u>1-10-TEN 45</u>	(8:50) M.Mariota pass incomplete short right.	
2-10-TEN 45	(8:45) D.Henry right guard to TEN 47 for 2 yards (F.Cox).	
3-8-TEN 47	(8:03) (Shotgun) M.Mariota sacked at TEN 42 for -5 yards (M.Bennett).	
4-13-TEN 42	(7:25) (Punt formation) B.Kern punts 58 yards to end zone, Center-B.Brinkley, Touchback.	

Philadelphia Eagles at 7:17

1-10-PHI 20	(7:17) (Shotgun) C.Wentz pass short middle to Z.Ertz to PHI 37 for 17 yards (K.Byard).	P3
<u>1-10-PHI 37</u>	(6:40) C.Wentz sacked at PHI 28 for -9 yards (M.Butler).	
2-19-PHI 28	(5:56) (Shotgun) C.Wentz pass short left to J.Ajayi to PHI 26 for -2 yards (H.Landry).	
3-21-PHI 26	(5:13) (Shotgun) C.Wentz pass incomplete deep middle to N.Agholor.	
4-21-PHI 26	(5:06) (Punt formation) C.Johnston punts 68 yards to TEN 6, Center-R.Lovato. N.Williams to TEN 16 for 10 yards (K.Grugier-Hill).	
	PENALTY on TEN-D.Cruikshank, Illegal Block Above the Waist, 7 yards, enforced at TEN 14.	

Tennessee Titans at 4:53

1-10-TEN 7	(4:53) M.Mariota pass short left to T.Taylor to TEN 19 for 12 yards (R.Darby).	P4
<u>1-10-TEN 19</u>	(4:23) (No Huddle) PENALTY on TEN-T.Taylor, False Start, 5 yards, enforced at TEN 19 - No Play.	
1-15-TEN 14	(4:01) M.Mariota pass short left to T.Taylor pushed ob at TEN 30 for 16 yards (R.Darby).	P5
<u>1-10-TEN 30</u>	(3:22) D.Lewis left tackle to TEN 28 for -2 yards (H.Ngata).	
2-12-TEN 28	(2:43) (Shotgun) M.Mariota pass short right to D.Lewis pushed ob at TEN 39 for 11 yards (C.Graham).	
3-1-TEN 39	(2:00) (Shotgun) M.Mariota up the middle to TEN 41 for 2 yards (J.Hicks; M.Jenkins).	R6
<u>1-10-TEN 41</u>	(1:25) D.Henry left end to TEN 40 for -1 yards (D.Barnett; B.Graham).	
2-11-TEN 40	(:46) M.Mariota pass incomplete deep middle to T.Taylor (R.Darby).	
	Timeout #1 by TEN at 00:38.	
3-11-TEN 40	(:38) (Shotgun) M.Mariota pass short right to T.Taylor to TEN 47 for 7 yards (C.Graham).	

END OF QUARTER

	Score	Time Poss	First Downs				Efficiencies	
			R	P	X	T	3 Down	4 Down
Philadelphia Eagles	0	4:37	1	2	0	3	0/2	0/0
Tennessee Titans	3	10:23	1	5	0	6	2/5	0/0

Second Quarter

9/30/2018

Play By Play

Tennessee Titans continued.

4-4-TEN 47	(15:00) (Punt formation) B.Kern punts 48 yards to PHI 5, Center-B.Brinkley, downed by TEN-L.Sims.	
Philadelphia Eagles at 14:50		
1-10-PHI 5	(14:50) J.Ajayi left tackle to PHI 11 for 6 yards (M.Butler; L.Ryan).	
2-4-PHI 11	(14:12) (Shotgun) J.Ajayi right end to PHI 11 for no gain (J.Casey; J.Brown).	
3-4-PHI 11	(13:27) (Shotgun) C.Wentz pass deep left to A.Jeffery to PHI 42 for 31 yards (A.Jackson) [J.Casey].	P4
<u>1-10-PHI 42</u>	(12:50) (Shotgun) C.Wentz pass short right to N.Agholor to TEN 48 for 10 yards (L.Ryan).	P5
<u>1-10-TEN 48</u>	(12:20) (No Huddle, Shotgun) C.Wentz pass incomplete short right to W.Smallwood.	
2-10-TEN 48	(12:15) C.Wentz pass incomplete deep left to N.Agholor (L.Ryan).	
3-10-TEN 48	(12:08) (Shotgun) C.Wentz pass incomplete short left to Z.Ertz [J.Casey].	
4-10-TEN 48	(12:01) (Punt formation) C.Johnston punts 37 yards to TEN 11, Center-R.Lovato, fair catch by N.Williams.	

Tennessee Titans at 11:53

1-10-TEN 11	(11:53) D.Henry left end to TEN 25 for 14 yards (N.Bradham, S.Jones).	R7
<u>1-10-TEN 25</u>	(11:11) M.Mariota pass short left to C.Davis pushed ob at TEN 42 for 17 yards (C.Graham).	P8
<u>1-10-TEN 42</u>	(10:37) D.Lewis up the middle to TEN 44 for 2 yards (D.Barnett).	
2-8-TEN 44	(9:58) (Shotgun) M.Mariota pass short left to D.Lewis to TEN 48 for 4 yards (M.Jenkins) [H.Ngata].	
3-4-TEN 48	(9:10) (Shotgun) M.Mariota pass incomplete short right to T.Taylor.	
4-4-TEN 48	(9:04) (Punt formation) B.Kern punts 49 yards to PHI 3, Center-B.Brinkley, out of bounds.	

Philadelphia Eagles at 8:56

1-10-PHI 3	(8:56) (Shotgun) C.Wentz pass short right to Z.Ertz to PHI 9 for 6 yards (K.Byard).	
2-4-PHI 9	(8:13) (Shotgun) J.Ajayi right guard to PHI 10 for 1 yard (J.Casey).	
3-3-PHI 10	(7:29) (Shotgun) W.Smallwood left tackle to PHI 15 for 5 yards (K.Vaccaro; H.Landry).	R6
<u>1-10-PHI 15</u>	(6:45) C.Wentz pass short middle to N.Agholor to PHI 21 for 6 yards (K.Byard, B.Logan).	
2-4-PHI 21	(6:08) (Shotgun) C.Wentz pass short left to A.Jeffery to PHI 27 for 6 yards (M.Butler). FUMBLES (M.Butler), ball out of bounds at PHI 21.	
3-4-PHI 21	(5:30) (Shotgun) C.Wentz pass short left to Z.Ertz to PHI 31 for 10 yards (J.Brown; K.Vaccaro).	P7
<u>1-10-PHI 31</u>	(4:46) (Shotgun) C.Wentz pass short middle to Z.Ertz to PHI 44 for 13 yards (M.Butler).	P8
<u>1-10-PHI 44</u>	(4:12) (Shotgun) C.Wentz pass deep left to J.Matthews for 56 yards, TOUCHDOWN.	P9
J.Elliott extra point is GOOD, Center-R.Lovato, Holder-C.Johnston.		

PHI 7 TEN 3, 8 plays, 97 yards, 4:52 drive, 10:56 elapsed

J.Elliott kicks 65 yards from PHI 35 to end zone, Touchback.

Tennessee Titans at 4:04

1-10-TEN 25	(4:04) M.Mariota sacked at TEN 18 for -7 yards (D.Barnett).	
2-17-TEN 18	(3:21) (Shotgun) M.Mariota pass incomplete deep right to C.Davis.	
3-17-TEN 18	(3:15) (Shotgun) M.Mariota pass short middle to T.Taylor to TEN 28 for 10 yards (S.Jones).	
4-7-TEN 28	(2:34) (Punt formation) B.Kern punts 45 yards to PHI 27, Center-B.Brinkley. D.Carter to PHI 38 for 11 yards (W.Compton; B.Brinkley).	
PENALTY on PHI-S.Jones, Face Mask (15 Yards), 13 yards, enforced at PHI 27.		

Philadelphia Eagles at 2:22

1-10-PHI 14	(2:22) (Shotgun) C.Wentz pass short left to Z.Ertz to PHI 16 for 2 yards (B.Orakpo).	
Two-Minute Warning		
2-8-PHI 16	(2:00) (Shotgun) C.Wentz pass short left to A.Jeffery pushed ob at PHI 25 for 9 yards (M.Butler).	P10
<u>1-10-PHI 25</u>	(1:54) (Shotgun) C.Wentz pass short left to W.Smallwood to PHI 22 for -3 yards (J.Brown, B.Orakpo).	
2-13-PHI 22	(1:23) (No Huddle, Shotgun) C.Wentz pass short left to K.Aiken pushed ob at PHI 36 for 14 yards (M.Butler).	P11
<u>1-10-PHI 36</u>	(1:18) (Shotgun) C.Wentz pass short middle to Z.Ertz to PHI 47 for 11 yards (K.Byard).	P12
Timeout #1 by PHI at 01:10.		
<u>1-10-PHI 47</u>	(1:10) (Shotgun) C.Wentz pass incomplete short right to Z.Ertz [K.Vaccaro].	
2-10-PHI 47	(1:05) (Shotgun) C.Wentz sacked at PHI 38 for -9 yards (S.Finch).	
Timeout #2 by PHI at 00:59.		
3-19-PHI 38	(:59) (Shotgun) PENALTY on PHI-L.Johnson, False Start, 5 yards, enforced at PHI 38 - No Play.	
3-24-PHI 33	(:59) (Shotgun) W.Smallwood up the middle to PHI 48 for 15 yards (K.Byard). TEN-K.Vaccaro was injured during the play. His return is Questionable.	
Timeout #2 by TEN at 00:49.		

Philadelphia Eagles vs Tennessee Titans at Nissan Stadium

4-9-PHI 48 (:49) (Punt formation) C.Johnston punts 52 yards to end zone, Center-R.Lovato, Touchback.

Tennessee Titans at 0:41

1-10-TEN 20 (:41) (Shotgun) M.Mariota pass deep middle intended for C.Davis INTERCEPTED by A.Maddox at TEN 40. A.Maddox to TEN 17 for 23 yards (T.Taylor).

Philadelphia Eagles at 0:26

1-10-TEN 17 (:26) (Shotgun) C.Wentz pass short right to Z.Ertz pushed ob at TEN 10 for 7 yards (L.Ryan).

2-3-TEN 10 (:18) (Shotgun) C.Wentz pass incomplete short right to J.Ajayi.

3-3-TEN 10 (:11) (Shotgun) J.Ajayi up the middle to TEN 9 for 1 yard (J.Casey; J.Brown).

Timeout #3 by PHI at 00:03.

4-2-TEN 9 (:03) (Field Goal formation) J.Elliott 27 yard field goal is GOOD, Center-R.Lovato, Holder-C.Johnston.

PHI 10 TEN 3, 4 plays, 8 yards, 0:26 drive, 15:00 elapsed									
END OF QUARTER	Score	Time Poss	First Downs				Efficiencies		
			R	P	X	T	3 Down	4 Down	
Philadelphia Eagles	10	9:56	1	8	0	9	3/6	0/0	
Tennessee Titans	3	5:04	1	1	0	2	0/2	0/0	

Third Quarter

9/30/2018

Play By Play

PHI elects to Receive, and TEN elects to defend the South goal.

R.Succop kicks 65 yards from TEN 35 to end zone, Touchback.

Philadelphia Eagles at 15:00

1-10-PHI 25	(15:00) (Shotgun) C.Wentz pass short left to A.Jeffery to PHI 32 for 7 yards (L.Ryan).	
2-3-PHI 32	(14:22) (Shotgun) J.Ajayi left tackle to PHI 36 for 4 yards (D.Jones).	R13
1-10-PHI 36	(13:44) (Shotgun) C.Wentz pass short middle to Z.Ertz to TEN 40 for 24 yards (K.Byard) [D.Jones].	P14
1-10-TEN 40	(12:55) (Shotgun) J.Ajayi left end pushed ob at TEN 22 for 18 yards (K.Byard). PENALTY on PHI-J.Peters, Offensive Holding, 10 yards, enforced at TEN 38.	
1-18-TEN 48	(12:37) (Shotgun) C.Wentz pass short left to D.Goedert pushed ob at TEN 38 for 10 yards (M.Butler).	
2-8-TEN 38	(12:01) (Shotgun) C.Wentz pass incomplete short right to D.Goedert. PENALTY on TEN-K.Byard, Defensive Pass Interference, 13 yards, enforced at TEN 38 - No Play.	X15
1-10-TEN 25	(11:55) C.Wentz pass short left to J.Ajayi to TEN 24 for 1 yard (B.Logan).	
2-9-TEN 24	(11:10) (Shotgun) C.Wentz pass short right to D.Goedert to TEN 21 for 3 yards (K.Byard).	
3-6-TEN 21	(10:22) (Shotgun) C.Wentz pass short right to A.Jeffery to TEN 8 for 13 yards (M.Butler).	P16
1-8-TEN 8	(9:41) (Shotgun) C.Wentz pass short left to N.Agholor to TEN 10 for -2 yards (B.Orakpo). FUMBLES (B.Orakpo), touched at TEN 14, ball out of bounds at TEN 15.	
2-15-TEN 15	(9:15) (Shotgun) C.Wentz pass short middle to N.Agholor to TEN 12 for 3 yards (W.Compton) [D.Morgan]. PENALTY on PHI-B.Brooks, Offensive Holding, 10 yards, enforced at TEN 15 - No Play.	
2-25-TEN 25	(8:44) (Shotgun) J.Ajayi up the middle to TEN 12 for 13 yards (K.Byard). PENALTY on PHI-K.Aiken, Offensive Holding, 10 yards, enforced at TEN 12.	
2-22-TEN 22	(8:17) (Shotgun) C.Wentz scrambles up the middle to TEN 16 for 6 yards (W.Compton). TEN-A.Jackson was injured during the play. His return is Questionable.	
3-16-TEN 16	(7:44) (Shotgun) C.Wentz pass deep right to A.Jeffery for 16 yards, TOUCHDOWN. J.Elliott extra point is GOOD, Center-R.Lovato, Holder-C.Johnston.	P17

PHI 17 TEN 3, 12 plays, 75 yards, 1 penalty, 7:24 drive, 7:24 elapsed

J.Elliott kicks 65 yards from PHI 35 to end zone, Touchback.

Tennessee Titans at 7:36

1-10-TEN 25	(7:36) (Shotgun) M.Mariota left end pushed ob at TEN 28 for 3 yards (R.Darby).	
2-7-TEN 28	(7:02) (Shotgun) M.Mariota pass short left to D.Jennings to TEN 34 for 6 yards (F.Cox).	
3-1-TEN 34	(6:38) (No Huddle, Shotgun) M.Mariota pass short middle to C.Davis to PHI 46 for 20 yards (M.Jenkins).	P9
1-10-PHI 46	(5:51) (No Huddle) M.Mariota FUMBLES (Aborted) at PHI 49, recovered by TEN-N.Williams at TEN 42. N.Williams to TEN 42 for no gain (J.Hicks).	
2-22-TEN 42	(5:10) (Shotgun) M.Mariota pass short middle to D.Lewis to PHI 41 for 17 yards (R.Darby).	
3-5-PHI 41	(4:19) (Shotgun) M.Mariota pass short left to T.Sharpe pushed ob at PHI 25 for 16 yards (R.Darby).	P10
1-10-PHI 25	(3:46) (Shotgun) M.Mariota pass incomplete deep right to C.Davis. PENALTY on PHI-J.Mills, Defensive Pass Interference, 20 yards, enforced at PHI 25 - No Play.	X11
1-5-PHI 5	(3:40) D.Henry right guard to PHI 2 for 3 yards (H.Ngata).	
2-2-PHI 2	(2:58) M.Mariota scrambles left end for 2 yards, TOUCHDOWN. R.Succop extra point is GOOD, Center-B.Brinkley, Holder-B.Kern.	R12

PHI 17 TEN 10, 8 plays, 75 yards, 1 penalty, 4:45 drive, 12:09 elapsed

R.Succop kicks 65 yards from TEN 35 to end zone, Touchback.

Philadelphia Eagles at 2:51

1-10-PHI 25	(2:51) (Shotgun) J.Ajayi left guard to PHI 28 for 3 yards (J.Brown).	
2-7-PHI 28	(2:09) (Shotgun) C.Wentz pass short left to N.Agholor to PHI 36 for 8 yards (A.Jackson).	P18
1-10-PHI 36	(1:26) (Shotgun) C.Wentz scrambles right end to PHI 38 for 2 yards (H.Landry).	
2-8-PHI 38	(:40) (Shotgun) C.Wentz pass short left to J.Ajayi to 50 for 12 yards (S.Finch, R.Evans).	P19

END OF QUARTER

	Score	Time Poss	R	P	X	T	3 Down	4 Down
Philadelphia Eagles	17	10:15	1	5	1	7	2/2	0/0
Tennessee Titans	10	4:45	1	2	1	4	2/2	0/0



## Play By Play

## Fourth Quarter

9/30/2018

Philadelphia Eagles continued.

- 1-10-50 (15:00) C.Wentz sacked at PHI 40 for -10 yards (J.Brown).
- 2-20-PHI 40 (14:15) (Shotgun) C.Wentz pass incomplete short middle to J.Matthews.
- 3-20-PHI 40 (14:09) (Shotgun) C.Wentz sacked at PHI 31 for -9 yards (H.Landry). FUMBLES (H.Landry) [H.Landry], RECOVERED by TEN-D.Morgan at PHI 35. D.Morgan to PHI 35 for no gain (B.Brooks).

Tennessee Titans at 14:03

- 1-10-PHI 35 (14:03) M.Mariota pass short right to T.Taylor ran ob at PHI 29 for 6 yards.
- 2-4-PHI 29 (13:27) M.Mariota pass short middle to D.Lewis to PHI 26 for 3 yards (M.Jenkins).
- 3-1-PHI 26 (12:46) D.Lewis up the middle to PHI 26 for no gain (C.Graham; M.Jenkins). PHI-F.Cox was injured during the play. His return is Questionable.
- 4-1-PHI 26 (12:09) M.Mariota pass short right to D.Lewis to PHI 15 for 11 yards (C.Graham). P13
- 1-10-PHI 15 (11:25) (Shotgun) D.Henry left tackle to PHI 11 for 4 yards (B.Graham).
- 2-6-PHI 11 (10:50) (Shotgun) M.Mariota pass short left to D.Henry to PHI 17 for -6 yards (C.Graham).
- 3-12-PHI 17 (10:06) (Shotgun) M.Mariota pass short left to D.Lewis to PHI 15 for 2 yards (R.Darby, N.Bradham).
- 4-10-PHI 15 (9:22) (Field Goal formation) R.Succop 33 yard field goal is GOOD, Center-B.Brinkley, Holder-B.Kern.

PHI 17 TEN 13, 8 plays, 20 yards, 4:45 drive, 5:42 elapsed

R.Succop kicks 65 yards from TEN 35 to end zone, Touchback.

Philadelphia Eagles at 9:18

- 1-10-PHI 25 (9:18) J.Ajayi right tackle to PHI 25 for no gain (D.Jones). PHI-J.Ajayi was injured during the play. His return is Questionable.
- 2-10-PHI 25 (8:51) (Shotgun) C.Wentz pass short right to N.Agholor to PHI 29 for 4 yards (A.Jackson).
- 3-6-PHI 29 (8:09) (Shotgun) C.Wentz pass incomplete short left to N.Agholor.
- 4-6-PHI 29 (8:06) (Punt formation) C.Johnston punts 46 yards to TEN 25, Center-R.Lovato. N.Williams to TEN 25 for no gain (L.Reynolds).

Tennessee Titans at 7:55

- 1-10-TEN 25 (7:55) M.Mariota pass deep middle to C.Davis to PHI 24 for 51 yards (J.Mills). P14
- 1-10-PHI 24 (7:06) (Shotgun) M.Mariota left guard to PHI 16 for 8 yards (C.Graham).
- 2-2-PHI 16 (6:24) (Shotgun) M.Mariota pass short middle to T.Taylor pushed ob at PHI 9 for 7 yards (C.Graham, N.Bradham). P15
- 1-9-PHI 9 (5:47) D.Henry up the middle to PHI 11 for -2 yards (B.Graham).
- 2-11-PHI 11 (5:06) (Shotgun) M.Mariota pass short right to T.Sharpe for 11 yards, TOUCHDOWN. P16
- R.Succop extra point is GOOD, Center-B.Brinkley, Holder-B.Kern.

PHI 17 TEN 20, 5 plays, 75 yards, 2:54 drive, 9:59 elapsed

R.Succop kicks 65 yards from TEN 35 to end zone, Touchback.

Philadelphia Eagles at 5:01, (1st play from scrimmage 5:00)

- 1-10-PHI 25 (5:00) C.Wentz pass incomplete short right to W.Smallwood [K.Byard].
- 2-10-PHI 25 (4:55) (Shotgun) C.Wentz pass short left to W.Smallwood to PHI 36 for 11 yards (L.Ryan). P20
- 1-10-PHI 36 (4:25) (No Huddle, Shotgun) W.Smallwood left tackle to PHI 38 for 2 yards (J.Brown, R.Evans).
- 2-8-PHI 38 (3:46) (Shotgun) W.Smallwood right guard to PHI 42 for 4 yards (J.Brown).
- 3-4-PHI 42 (3:03) (Shotgun) C.Wentz pass incomplete short middle to Z.Ertz.
- 4-4-PHI 42 (2:59) (Punt formation) C.Johnston punts 58 yards to end zone, Center-R.Lovato, Touchback.

Tennessee Titans at 2:50

- 1-10-TEN 20 (2:50) (Shotgun) M.Mariota right tackle to TEN 21 for 1 yard (N.Bradham).
- 2-9-TEN 21 (2:05) (Shotgun) M.Mariota pass short left to C.Davis to TEN 27 for 6 yards (R.Darby).

Two-Minute Warning

- 3-3-TEN 27 (1:59) (Shotgun) M.Mariota pass short right to C.Davis to TEN 27 for no gain (J.Hicks, B.Graham).
- Timeout #1 by PHI at 01:54.
- 4-3-TEN 27 (1:54) (Punt formation) B.Kern punts 54 yards to PHI 19, Center-B.Brinkley. D.Carter to TEN 39 for 42 yards (B.Kern).

Philadelphia Eagles at 1:41

- 1-10-TEN 39 (1:41) (Shotgun) C.Wentz pass short right to Z.Ertz to TEN 34 for 5 yards (J.Brown).  
The Replay Official reviewed the pass completion ruling, and the play was Upheld. The ruling on the field stands.
- 2-5-TEN 34 (1:17) (Shotgun) C.Wentz pass short left to A.Jeffery to TEN 19 for 15 yards (K.Lewis). TEN-K.Lewis was injured during the play. His return is Questionable. P21
- Timeout #1 by TEN at 01:03. Titans charged a TO due to injury on previous play.
- 1-10-TEN 19 (1:03) (Shotgun) C.Wentz pass incomplete deep right to A.Jeffery.
- 2-10-TEN 19 (:57) (Shotgun) C.Wentz pass short left to W.Smallwood to TEN 12 for 7 yards (W.Compton).

Philadelphia Eagles vs Tennessee Titans at Nissan Stadium

- 3-3-TEN 12      (:26) (No Huddle, Shotgun) C.Wentz pass incomplete short right to J.Matthews.
- 4-3-TEN 12      (:21) (Field Goal formation) J.Elliott 30 yard field goal is GOOD, Center-R.Lovato, Holder-C.Johnston.

PHI 20 TEN 20, 6 plays, 27 yards, 1:25 drive, 14:44 elapsed

J.Elliott kicks 65 yards from PHI 35 to end zone, Touchback.

Tennessee Titans at 0:16

- 1-10-TEN 25      (:16) M.Mariota kneels to TEN 24 for -1 yards.

END OF QUARTER	Score	Time Poss	First Downs				Efficiencies	
			R	P	X	T	3 Down	4 Down
Philadelphia Eagles	20	5:56	0	2	0	2	0/4	0/0
Tennessee Titans	20	9:04	0	4	0	4	0/3	1/1

## Play By Play

## Overtime

9/30/2018

PHI wins toss, elects to Receive, and TEN elects to defend the South goal.

R.Succop kicks 65 yards from TEN 35 to end zone, Touchback.

Philadelphia Eagles at 10:00, (1st play from scrimmage 9:59)

1-10-PHI 25	(9:59) (Shotgun) J.Ajayi left end to PHI 32 for 7 yards (K.Lewis).	
2-3-PHI 32	(9:19) (Shotgun) J.Ajayi left guard to PHI 41 for 9 yards (M.Butler).	R22
1-10-PHI 41	(8:55) (Shotgun) C.Wentz pass short left to A.Jeffery to TEN 45 for 14 yards (R.Evans).	P23
1-10-TEN 45	(8:17) (Shotgun) W.Smallwood left end pushed ob at TEN 32 for 13 yards (M.Butler).	R24
1-10-TEN 32	(7:39) (Shotgun) J.Ajayi up the middle to TEN 17 for 15 yards (K.Lewis, K.Byard).	R25
	Penalty on TEN-J.Casey, Defensive Offside, declined.	
1-10-TEN 17	(7:14) (Shotgun) J.Ajayi up the middle to TEN 19 for -2 yards (J.Casey).	
2-12-TEN 19	(6:33) (Shotgun) C.Wentz pass incomplete short right to N.Agholor.	
3-12-TEN 19	(6:30) (Shotgun) C.Wentz pass incomplete short left to Z.Ertz (W.Compton).	
4-12-TEN 19	(6:23) (Field Goal formation) J.Elliott 37 yard field goal is GOOD, Center-R.Lovato, Holder-C.Johnston.	

PHI 23 TEN 20, 9 plays, 56 yards, 3:41 drive, 8:41 elapsed

J.Elliott kicks 65 yards from PHI 35 to end zone, Touchback.

Tennessee Titans at 6:19

1-10-TEN 25	(6:19) M.Mariota scrambles right end pushed ob at TEN 32 for 7 yards (J.Hicks).	
2-3-TEN 32	(5:47) (Shotgun) M.Mariota pass short left to C.Davis pushed ob at TEN 36 for 4 yards (J.Hicks).	P17
1-10-TEN 36	(5:11) (Shotgun) M.Mariota pass incomplete deep middle to D.Jennings.	
2-10-TEN 36	(5:04) (Shotgun) M.Mariota pass incomplete short left to J.Smith (M.Jenkins).	
3-10-TEN 36	(4:58) (Shotgun) M.Mariota pass incomplete deep left to C.Davis.	
	Timeout #1 by TEN at 04:51.	
4-10-TEN 36	(4:51) (Shotgun) PENALTY on TEN-J.Kline, False Start, 5 yards, enforced at TEN 36 - No Play.	
4-15-TEN 31	(4:51) (Shotgun) M.Mariota pass deep left to T.Taylor ran ob at 50 for 19 yards.	P18
1-10-50	(4:45) D.Henry left end to PHI 42 for 8 yards (J.Hicks, H.Ngata).	
2-2-PHI 42	(3:55) M.Mariota pass short right to D.Lewis to PHI 44 for -2 yards (M.Jenkins) [D.Barnett].	
3-4-PHI 44	(3:09) (Shotgun) M.Mariota pass incomplete short right to C.Davis.	
4-4-PHI 44	(3:06) (Shotgun) M.Mariota pass incomplete short middle to N.Williams.	
	PENALTY on PHI-S.Jones, Defensive Pass Interference, 4 yards, enforced at PHI 44 - No Play.	X19
1-10-PHI 40	(3:02) D.Henry left end to PHI 44 for -4 yards (M.Jenkins).	
2-14-PHI 44	(2:17) (Shotgun) M.Mariota sacked at PHI 49 for -5 yards (H.Ngata).	

Two-Minute Warning

3-19-PHI 49	(2:00) (Shotgun) M.Mariota scrambles up the middle to PHI 32 for 17 yards (J.Hicks).	
	Timeout #2 by TEN at 01:17.	
	Timeout #1 by PHI at 01:17.	
4-2-PHI 32	(1:17) (Shotgun) M.Mariota pass short right to D.Lewis to PHI 15 for 17 yards (J.Mills, K.Grugier-Hill).	P20
1-10-PHI 15	(:30) M.Mariota pass incomplete short left to J.Smith.	
	PENALTY on PHI-M.Jenkins, Defensive Holding, 5 yards, enforced at PHI 15 - No Play.	X21
1-10-PHI 10	(:24) (Shotgun) M.Mariota pass incomplete short right to T.Sharpe.	
2-10-PHI 10	(:20) (Shotgun) M.Mariota pass incomplete short left to C.Davis.	
3-10-PHI 10	(:17) (Shotgun) M.Mariota pass short right to C.Davis for 10 yards, TOUCHDOWN.	P22

PHI 23 TEN 26, 16 plays, 75 yards, 2 penalties, 6:14 drive, 14:55 elapsed

END OF QUARTER

	Score	Time Poss	First Downs				Efficiencies	
			R	P	X	T	3 Down	4 Down
Philadelphia Eagles	23	3:41	3	1	0	4	0/1	0/0
Tennessee Titans	26	6:14	0	4	2	6	1/4	2/2

# Miscellaneous Statistics Report

Philadelphia Eagles vs Tennessee Titans

9/30/2018 at Nissan Stadium

## Ten Longest Plays for Philadelphia Eagles

Yards	Qtr	Play Start	Play Description
56	2	1-10-PHI 44	(4:12) (Shotgun) C.Wentz pass deep left to J.Matthews for 56 yards, TOUCHDOWN.
31	2	3-4-PHI 11	(13:27) (Shotgun) C.Wentz pass deep left to A.Jeffery to PHI 42 for 31 yards (A.Jackson) [J.Casey].
24	3	1-10-PHI 36	(13:44) (Shotgun) C.Wentz pass short middle to Z.Ertz to TEN 40 for 24 yards (K.Byard) [D.Jones].
17	1	2-10-PHI 25	(11:15) (Shotgun) C.Wentz pass short middle to Z.Ertz to PHI 42 for 17 yards (W.Woodyard). TEN-W.Woodyard was injured during the play. His return is Questionable.
17	1	1-10-PHI 20	(7:17) (Shotgun) C.Wentz pass short middle to Z.Ertz to PHI 37 for 17 yards (K.Byard).
16	3	3-16-TEN 16	(7:44) (Shotgun) C.Wentz pass deep right to A.Jeffery for 16 yards, TOUCHDOWN.
15	2	3-24-PHI 33	(:59) (Shotgun) W.Smallwood up the middle to PHI 48 for 15 yards (K.Byard). TEN-K.Vaccaro was injured during the play. His return is Questionable.
15	4	2-5-TEN 34	(1:17) (Shotgun) C.Wentz pass short left to A.Jeffery to TEN 19 for 15 yards (K.Lewis). TEN-K.Lewis was injured during the play. His return is Questionable.
15	5	1-10-TEN 32	(7:39) (Shotgun) J.Ajayi up the middle to TEN 17 for 15 yards (K.Lewis, K.Byard). Penalty on TEN-J.Casey, Defensive Offside, declined.
14	2	2-13-PHI 22	(1:23) (No Huddle, Shotgun) C.Wentz pass short left to K.Aiken pushed ob at PHI 36 for 14 yards (M.Butler).

## Ten Longest Plays for Tennessee Titans

Yards	Qtr	Play Start	Play Description
51	4	1-10-TEN 25	(7:55) M.Mariota pass deep middle to C.Davis to PHI 24 for 51 yards (J.Mills).
28	1	3-3-TEN 45	(13:40) (Shotgun) M.Mariota pass deep right to C.Davis to PHI 27 for 28 yards (J.Mills).
25	1	1-10-TEN 20	(9:09) M.Mariota pass deep left to C.Davis pushed ob at TEN 45 for 25 yards (R.Darby) [M.Bennett].
20	3	3-1-TEN 34	(6:38) (No Huddle, Shotgun) M.Mariota pass short middle to C.Davis to PHI 46 for 20 yards (M.Jenkins).
19	5	4-15-TEN 31	(4:51) (Shotgun) M.Mariota pass deep left to T.Taylor ran ob at 50 for 19 yards.
17	2	1-10-TEN 25	(11:11) M.Mariota pass short left to C.Davis pushed ob at TEN 42 for 17 yards (C.Graham).
17	3	2-22-TEN 42	(5:10) (Shotgun) M.Mariota pass short middle to D.Lewis to PHI 41 for 17 yards (R.Darby).
17	5	3-19-PHI 49	(2:00) (Shotgun) M.Mariota scrambles up the middle to PHI 32 for 17 yards (J.Hicks).
17	5	4-2-PHI 32	(1:17) (Shotgun) M.Mariota pass short right to D.Lewis to PHI 15 for 17 yards (J.Mills, K.Grugler-Hill).
16	1	1-15-TEN 14	(4:01) M.Mariota pass short left to T.Taylor pushed ob at TEN 30 for 16 yards (R.Darby).

## Touchdown Scoring Information

		Offense	Defense	Special Teams
VISITOR	Philadelphia Eagles	2	0	0
HOME	Tennessee Titans	3	0	0

## Player Scoring Information

Club	Player	TD	Rush TD	Rec TD	KO TD	Punt TD	Int TD	Fum TD	Misc TD	FG	XP	2Pt Rush	2Pt Rec	Sfty	Points
PHI	J.Elliott	0	0	0	0	0	0	0	0	3	2	0	0	0	11
PHI	A.Jeffery	0	0	1	0	0	0	0	0	0	0	0	0	0	6
PHI	J.Matthews	0	0	1	0	0	0	0	0	0	0	0	0	0	6
TEN	R.Succop	0	0	0	0	0	0	0	0	2	2	0	0	0	8
TEN	M.Mariota	0	1	0	0	0	0	0	0	0	0	0	0	0	6
TEN	C.Davis	0	0	1	0	0	0	0	0	0	0	0	0	0	6
TEN	T.Sharpe	0	0	1	0	0	0	0	0	0	0	0	0	0	6

## Possession Detail

	First Half		Second Half		Game	
	Visitor	Home	Visitor	Home	Visitor	Home
Largest Lead	7	3	14	3	14	3
Drives Leading	2	3	3	1	5	4
Time of Possession Leading	2:07	9:52	12:35	1:09	14:42	11:01
Largest Deficit	-3	-7	-3	-14	-3	-14
Drives Trailing	4	2	2	4	6	6
Time of Possession Trailing	12:26	1:57	3:36	18:38	16:02	20:35
Times Score Tied Up		0		1		1
Lead Changes		2		3		5

# Playtime Percentage

*Percent of playtime per player on offense, defense and special teams*

Philadelphia Eagles						Tennessee Titans					
		Offense	Defense	Special Teams				Offense	Defense	Special Teams	
L Johnson	T	78 100%		5	16%	T Lewan	T	71 100%		4	13%
S Wisniewski	G	78 100%		5	16%	J Conklin	T	71 100%		4	13%
J Kelce	C	78 100%				Q Spain	G	71 100%		4	13%
C Wentz	QB	78 100%				J Kline	G	71 100%		4	13%
J Peters	T	78 100%				B Jones	C	71 100%			
B Brooks	G	77 99%		5	16%	M Mariota	QB	71 100%			
Z Ertz	TE	76 97%				J Smith	TE	69 97%			
N Agholor	WR	72 92%				C Davis	WR	60 85%			
A Jeffery	WR	65 83%				D Lewis	RB	48 68%			
J Matthews	WR	46 59%				T Taylor	WR	45 63%		1	3%
J Ajayi	RB	40 51%				T Sharpe	WR	31 44%		3	10%
W Smallwood	RB	37 47%		19	61%	N Williams	WR	30 42%		10	32%
D Goedert	TE	32 41%		11	35%	D Henry	RB	28 39%			
K Aiken	WR	9 12%		16	52%	L Stocker	TE	25 35%		14	45%
J Perkins	TE	8 10%		24	77%	D Jennings	WR	16 23%		13	42%
S Gibson	WR	3 4%		17	55%	M Pruitt	TE	3 4%		5	16%
I Seumalo	G	2 3%		5	16%	M Butler	CB		78 100%	11	35%
J Adams	RB	1 1%				K Byard	FS		78 100%	7	23%
M Jenkins	SS		71 100%	8	26%	A Jackson	CB		77 99%	5	16%
C Graham	FS		71 100%	6	19%	J Brown	LB		76 97%	22	71%
J Mills	CB		71 100%	6	19%	L Ryan	CB		74 95%	3	10%
J Hicks	LB		71 100%	4	13%	R Evans	LB		60 77%		
R Darby	CB		70 99%			J Casey	DT		58 74%	2	6%
F Cox	DT		60 85%			D Morgan	LB		56 72%	2	6%
N Bradham	LB		57 80%			B Orakpo	LB		49 63%	2	6%
D Barnett	DE		53 75%	4	13%	K Lewis	FS		48 62%	18	58%
S Jones	CB		47 66%	5	16%	H Landry	LB		48 62%	17	55%
B Graham	DE		41 58%	4	13%	D Jones	DE		36 46%	5	16%
H Ngata	DT		37 52%	4	13%	K Vaccaro	SS		26 33%	2	6%
M Bennett	DE		37 52%			A Johnson	NT		22 28%	9	29%
C Long	DE		29 41%			B Logan	NT		21 27%	5	16%
D Vaeao	DT		21 30%	9	29%	W Compton	LB		16 21%	22	71%
A Maddox	CB		20 28%	20	65%	K Correa	LB		15 19%	11	35%
K Grugier-Hill	LB		18 25%	26	84%	S Finch	LB		8 10%	8	26%
B Hector	DT		6 8%	4	13%	D Cruikshank	FS		5 6%	21	68%
N Gerry	LB		1 1%	22	71%	L Sims	CB		3 4%	21	68%
L Reynolds	LB			26	84%	D Bates	LB		2 3%	25	81%
D Alexander	LB			22	71%	W Woodyard	LB		2 3%		
R Lovato	LS			11	35%	B Trawick	FS			25	81%
D Hall	CB			11	35%	R Succop	K			10	32%
C Johnston	P			11	35%	B Kern	P			9	29%
R Douglas	CB			11	35%	B Brinkley	LS			9	29%
J Elliott	K			10	32%	T Marz	G			4	13%
H Vaitai	T			5	16%	C Levin	C			4	13%
D Carter	WR			5	16%						



# 2018 TENNESSEE TITANS REGULAR SEASON STATISTICS

## Won 3, Lost 1

Date	W-L	Score	OT	Opponent	Attendance
09/09	L	20-27		at Miami	65,184
09/16	W	20-17		Houston	62,372
09/23	W	9-6		at Jacksonville	64,015
09/30	W	26-23	OT	Philadelphia	69,013
10/07				at Buffalo	
10/14				Baltimore	
10/21				at L.A. Chargers	
11/05				at Dallas	
11/11				New England	
11/18				at Indianapolis	
11/26				at Houston	
12/02				N.Y. Jets	
12/06				Jacksonville	
12/16				at N.Y. Giants	
12/23				Washington	
12/30				Indianapolis	

Statistic	Tenn.	Opp.
<b>Total First Downs</b>	<b>71</b>	<b>76</b>
Rushing	21	25
Passing	42	46
Penalty	8	5
3rd Down: Made/Att	21/60	17/50
3rd Down Pct.	35.0	34.0
4th Down: Made/Att	5/7	0/2
4th Down Pct.	71.4	0.0
<b>Possession Avg.</b>	<b>30:47</b>	<b>29:13</b>
<b>Total Net Yards</b>	<b>1249</b>	<b>1443</b>
Avg. Per Game	312.3	360.8
Total Plays	251	252
Avg. Per Play	5.0	5.7
<b>Net Yards Rushing</b>	<b>436</b>	<b>472</b>
Avg. Per Game	109.0	118.0
Total Rushes	120	96
<b>Net Yards Passing</b>	<b>813</b>	<b>971</b>
Avg. Per Game	203.3	242.8
Sacked/Yards Lost	7/50	12/72
Gross Yards	863	1043
Att./Completions	124/78	144/96
Completion Pct.	62.9	66.7
Had Intercepted	4	3
<b>Punts/Average</b>	<b>20/48.7</b>	<b>20/48.0</b>
Net Punting Avg.	20/42.8	20/37.0
<b>Penalties/Yards</b>	<b>21/178</b>	<b>34/291</b>
<b>Fumbles/Ball Lost</b>	<b>2/0</b>	<b>7/2</b>
<b>Touchdowns</b>	<b>7</b>	<b>7</b>
Rushing	2	0
Passing	4	6
Returns	1	1

Score By Periods	Q1	Q2	Q3	Q4	OT	PTS
<b>Team</b>	<b>23</b>	<b>0</b>	<b>10</b>	<b>36</b>	<b>6</b>	<b>75</b>
<b>Opponents</b>	<b>0</b>	<b>27</b>	<b>13</b>	<b>30</b>	<b>3</b>	<b>73</b>

Scoring	TD	Rush	Rec	Ret	K-PAT	FG	S	PTS
Succop	0	0	0	0	6/6	9/10	0	33
Cruikshank	1	0	1	0			0	6
C. Davis	1	0	1	0			0	6
Jennings	1	0	0	1			0	6
D. Lewis	1	1	0	0			0	6
Mariota	1	1	0	0			0	6
Sharpe	1	0	1	0			0	6
Taylor	1	0	1	0			0	6
<b>Team</b>	<b>7</b>	<b>2</b>	<b>4</b>	<b>1</b>	<b>6/6</b>	<b>9/10</b>	<b>0</b>	<b>75</b>
<b>Opponents</b>	<b>7</b>	<b>0</b>	<b>6</b>	<b>1</b>	<b>7/7</b>	<b>8/9</b>	<b>0</b>	<b>73</b>

2-Pt Conv: TM 0-0, OPP 0-0

**Sacks:** Casey 3, Correa 2, Brown 1, Butler 1, Finch 1, Landry 1, Ryan 1, Vaccaro 1, Woodyard 1, TM 12, OPP 7

**FUM/Lost:** Davis 1/0

Passing	Att	Cmp	Yds	Cmp%	Yds/Att	TD	TD%	Int	Int%	Long	Sack/Lost	Rating
Mariota	77	51	547	66.2	7.10	2	2.6	3	3.9	51	4/25	79.3
Gabbert	45	25	242	55.6	5.38	1	2.2	1	2.2	18t	3/25	68.9
Byard	1	1	66	100.0	66.00	1	100.0	0	0.0	66t	0/0	158.3
Henry	1	1	8	100.0	8.00	0	0.0	0	0.0	8	0/0	100.0
<b>Team</b>	<b>124</b>	<b>78</b>	<b>863</b>	<b>62.9</b>	<b>6.96</b>	<b>4</b>	<b>3.2</b>	<b>4</b>	<b>3.2</b>	<b>66t</b>	<b>7/50</b>	<b>80.8</b>
<b>Opponents</b>	<b>144</b>	<b>96</b>	<b>1043</b>	<b>66.7</b>	<b>7.24</b>	<b>6</b>	<b>4.2</b>	<b>3</b>	<b>2.1</b>	<b>75t</b>	<b>12/72</b>	<b>93.0</b>

Rushing	No.	Yds	Avg	Long	TD
Henry	54	163	3.0	14	0
D. Lewis	43	143	3.3	26	1
Mariota	20	112	5.6	17	1
Sharpe	1	16	16.0	16	0
Gabbert	2	2	1.0	1	0
<b>Team</b>	<b>120</b>	<b>436</b>	<b>3.6</b>	<b>26</b>	<b>2</b>
<b>Opponents</b>	<b>96</b>	<b>472</b>	<b>4.9</b>	<b>21</b>	<b>0</b>

Receiving	No.	Yds	Avg	Long	TD
C. Davis	22	312	14.2	51	1
D. Lewis	18	116	6.4	17	0
Taylor	14	139	9.9	19	1
Stocker	5	63	12.6	31	0
Sharpe	4	58	14.5	17	1
Walker	4	52	13.0	16	0
Henry	3	12	4.0	13	0
Matthews	3	11	3.7	4	0
J. Smith	2	21	10.5	12	0
Jennings	2	13	6.5	7	0
Cruikshank	1	66	66.0	66t	1
<b>Team</b>	<b>78</b>	<b>863</b>	<b>11.1</b>	<b>66t</b>	<b>4</b>
<b>Opponents</b>	<b>96</b>	<b>1043</b>	<b>10.9</b>	<b>75t</b>	<b>6</b>

Interceptions	No.	Yds	Avg	Long	TD
Butler	1	34	34.0	34	0
Jackson	1	0	0.0	0	0
Vaccaro	1	0	0.0	0	0
<b>Team</b>	<b>3</b>	<b>34</b>	<b>11.3</b>	<b>34</b>	<b>0</b>
<b>Opponents</b>	<b>3</b>	<b>81</b>	<b>27.0</b>	<b>54</b>	<b>0</b>

Punting	No.	Yds	Avg	Net	TB	In	Lg	B
Kern	20	974	48.7	42.8	2	10	62	0
<b>Team</b>	<b>20</b>	<b>974</b>	<b>48.7</b>	<b>42.8</b>	<b>2</b>	<b>10</b>	<b>62</b>	<b>0</b>
<b>Opponents</b>	<b>20</b>	<b>960</b>	<b>48.0</b>	<b>37.0</b>	<b>7</b>	<b>6</b>	<b>68</b>	<b>0</b>

Punt Returns	Ret	FC	Yds	Avg	Long	TD
Jackson	3	1	34	11.3	26	0
Williams	2	1	8	4.0	8	0
<b>Team</b>	<b>9</b>	<b>2</b>	<b>80</b>	<b>8.9</b>	<b>26</b>	<b>0</b>
<b>Opponents</b>	<b>10</b>	<b>1</b>	<b>79</b>	<b>7.9</b>	<b>42</b>	<b>0</b>

Kickoff Returns	No.	Yds	Avg	Long	TD
Jennings	2	121	60.5	94t	1
<b>Team</b>	<b>2</b>	<b>121</b>	<b>60.5</b>	<b>94t</b>	<b>1</b>
<b>Opponents</b>	<b>3</b>	<b>150</b>	<b>50.0</b>	<b>102t</b>	<b>1</b>

Field Goals	1-19	20-29	30-39	40-49	50+
Succop	0/0	1/1	4/4	3/4	1/1
<b>Team</b>	<b>0/0</b>	<b>1/1</b>	<b>4/4</b>	<b>3/4</b>	<b>1/1</b>
<b>Opponents</b>	<b>0/0</b>	<b>2/2</b>	<b>5/5</b>	<b>1/1</b>	<b>0/1</b>

Succop: (47G,53G) (42G,31G) (39G,48N,36G,28G) (42G, 33G)  
OPP: (27G,30G) (54N,34G) (46G,38G) (27G,30G,37G)

## TITANS LOSE A SLOPPY GAME TO BILLS, 13-12

**BY JIM WYATT**  
**TITANS ONLINE**  
**OCTOBER 7, 2018**

ORCHARD PARK, N.Y. — Turnovers, dropped passes, and missed opportunities.

Here on Sunday, they all came back to haunt the Titans in the end of a 13-12 loss to the Bills.

“Everybody is pissed off,” Titans safety Kevin Byard said. “It is pretty silent in here. ... We talked all week about not coming up here and laying an egg, and falling into the b.s. or whatever, but we did and we lost. We have to get better.”

Bills kicker Stephen Hauschka made a 46-yard field goal to win it as time expired.

“I don’t have much to say,” Titans defensive lineman Jurrell Casey said. “We had been on a good roll, winning close games. To let something like this go into the L column, knowing that we had the game in our hands, it definitely sucks. We had been talking about getting over the hump, leaving the past in the past. To let something like this happen it brings a damper.”

Titans cornerback Adoree’ Jackson intercepted Bills quarterback Josh Allen with 7:51 left, which gave the Titans the ball at their own 46, trailing 10-9. Then, kicker Ryan Succop made his fourth field goal of the game — a 50-yarder with 4:43 left — to give the Titans a 12-10 lead.

It looked like the Titans might survive a sloppy performance.

But the Bills rallied to win it, and the Titans dropped to 3-2.

“You don’t have to slam your helmet, and you don’t have to bang the lockers, and kick the Gatorade cooler over,” coach Mike Vrabel said. “If you (make mistakes) every week, you’ll lose in the National Football League. Those are

fundamental things we have to do a better job with.”

It was a shaky start for the Titans, who never really got on track, in large part because of three turnovers.

On the team’s first possession, receiver Taywan Taylor fumbled after making a catch from quarterback Marcus Mariota, and the Bills recovered. Allen guided an 11-play, 47-yard drive and capped it off with a 14-yard touchdown run to make it 7-0.

Titans return man Nick Williams set up a Succop field goal with a nice return. Williams returned a punt 38 yards, and Succop’s 25-yard kick made it 7-3 with 1:35 left in the first quarter.

After Mariota was intercepted, the Bills came up empty on a botched field goal deep in Tennessee territory when Bills holder Corey Bojorquez threw an incomplete pass.

At the end of the first half, Succop tied a career-long with a 54-yard field goal, which made it 7-6 at the half.

But the Titans had trouble generating any momentum, thanks to turnovers. Running back Dion Lewis added to the turnovers with a fumble in the third quarter. The Bills cashed that in for a 10-6 lead on a 40-yard field goal by Hauschka.

The Titans put together their best drive of the day early in the fourth quarter, but settled for another field goal by Succop after Williams dropped a Mariota pass while heading into the end zone. Succop’s kick, with 10:30 remaining, made it 10-9.

Williams made no excuses after the game for the drop.

“Marcus made a great play keeping the play alive, scrambling,” Williams said. “He threw a great pass -- that’s all on me. One-hundred percent, that’s pro ball. Quarterbacks throw it, receivers

catch it. You have to make that play.”

The Titans face the Ravens next Sunday at Nissan Stadium.

“I’m sure some guys are frustrated because we felt like this is a game we felt we should have had,” Lewis said. “We have to bounce back. This is the NFL, and you are not going to win every game. We just have to bounce back.”

###

# WEEK 5, 2018

## National Football League Game Summary

NFL Copyright © 2018 by The National Football League. All rights reserved. This summary and play-by-play is for the express purpose of assisting media in their coverage of the game; any other use of this material is prohibited without the written permission of the National Football League. Updated: 12/4/2018

Date: Sunday, 10/7/2018

Tennessee Titans at Buffalo Bills  
at New Era Field, Orchard Park NY

Start Time: 1:02 PM EDT

### Game Day Weather

Game Weather: Cloudy

Temp: 62° F (16.7° C) Humidity: 96%, Wind: NE 8 mph

Played Outdoors on Turf: A-Turf Titan

Outdoor Weather: Forecast: generally cloudy, slight chance of shower. High temp 63, winds NE 5-10 mph.,

### Officials

Referee: Corrente, Tony (99)  
Line Judge: Podraza, Tim (47)  
Back Judge: Prukop, Todd (30)

Umpire: Eck, Alan (76)  
Field Judge: Washington, Keith (7)  
Replay Official: Nazzaro, Louis

Down Judge: Turner, Patrick (13)  
Side Judge: Dickson, Ryan (25)

### Lineups

#### Tennessee Titans

Offense			Defense		
WR	19	T.Sharpe	DE	90	D.Jones
TE	81	J.Smith	NT	94	A.Johnson
LT	77	T.Lewan	DT	99	J.Casey
LG	67	Q.Spain	OLB	91	D.Morgan
C	60	B.Jones	ILB	54	R.Evans
RG	64	J.Kline	ILB	55	J.Brown
RT	78	J.Conklin	OLB	98	B.Orakpo
TE	88	L.Stocker	CB	26	L.Ryan
WR	84	C.Davis	SS	28	K.Lewis
QB	8	M.Mariota	FS	31	K.Byard
RB	22	D.Henry	CB	21	M.Butler

#### Buffalo Bills

Offense			Defense		
WR	13	K.Benjamin	LDE	93	T.Murphy
LT	73	D.Dawkins	LDT	95	K.Williams
LG	62	V.Ducasse	RDT	98	S.Lotulelei
C	66	R.Bodine	RDE	55	J.Hughes
RG	76	J.Miller	LLB	58	M.Milano
RT	79	J.Mills	MLB	49	T.Edmunds
TE	74	J.Sirles	RLB	57	L.Alexander
TE	82	L.Thomas	CB	27	T.White
WR	11	Z.Jones	CB	38	R.Lewis
QB	17	J.Allen	SS	31	D.Marlowe
RB	25	L.McCoy	FS	21	J.Poyer

### Substitutions

K 4 R.Succop, P 6 B.Kern, WR 13 T.Taylor, WR 14 N.Williams, WR 15 D.Jennings, DB 20 K.Durden, CB 25 A.Jackson, DB 29 D.Cruikshank, RB 32 D.Fluellen, RB 33 D.Lewis, CB 36 L.Sims, S 41 B.Trawick, OLB 44 K.Correa, LS 48 B.Brinkley, LB 51 W.Compton, LB 53 D.Bates, OLB 56 S.Finch, OLB 58 H.Landry, C/G 62 C.Levin, T 69 T.Marz, TE 85 M.Pruitt, DL 96 B.Logan, DT 97 D.Kilgo

### Substitutions

K 4 S.Hauschka, P 9 C.Bojorquez, WR 14 R.McCloud, WR 16 R.Foster, WR 18 A.Holmes, CB 24 T.Johnson, RB 26 T.Jones, CB 28 P.Gaines, S 29 S.Neal, CB 30 L.Pitts, RB 33 C.Ivory, FB 42 P.DiMarco, LB 44 D.Lacey, LB 50 R.Humber, LB 51 J.Stanford, DE 54 E.Yarbrough, LS 69 R.Ferguson, C/G 72 R.Groy, TE 80 J.Croom, TE 85 C.Clay, DE 90 S.Lawson, DT 97 J.Phillips, DT 99 H.Phillips

### Did Not Play

QB 7 B.Gabbert

QB 2 N.Peterman

### Not Active

QB 12 A.Davis, S 24 K.Vaccaro, RB 39 D.Dawkins, LB 59 W.Woodyard, G 61 A.Stinnie, T/G 71 D.Kelly, DE 92 M.Dickerson

### Did Not Play

### Not Active

S 20 R.Bush, S 23 M.Hyde, DB 36 D.Johnson, RB 45 M.Murphy, G 65 I.Boettger, T 68 C.McDermott, G 75 W.Teller

### Field Goals (made ( ) & missed)

R.Succop		(25)	(54)	(39)	(50)	S.Hauschka		(40)	(46)		
						1	2	3	4	OT	Total
VISITOR:	Tennessee Titans	3	3	0	6					0	12
HOME:	Buffalo Bills	7	0	3	3					0	13

### Scoring Plays

Team	Qtr	Time	Play Description (Extra Point) (Drive Info)	Visitor	Home
Bills	1	9:03	J.Allen 14 yd. run (S.Hauschka kick) (11-47, 5:26)	0	7
Titans	1	1:35	R.Succop 25 yd. Field Goal (7-18, 3:27)	3	7
Titans	2	0:00	R.Succop 54 yd. Field Goal (11-52, 5:03)	6	7
Bills	3	1:59	S.Hauschka 40 yd. Field Goal (7-27, 3:47)	6	10
Titans	4	10:30	R.Succop 39 yd. Field Goal (14-54, 6:29)	9	10
Titans	4	4:43	R.Succop 50 yd. Field Goal (7-22, 3:08)	12	10
Bills	4	0:00	S.Hauschka 46 yd. Field Goal (11-47, 4:43)	12	13

Paid Attendance: 68,202

Time: 2:46

Tennessee Titans vs Buffalo Bills  
10/7/2018 at New Era Field

# Final Individual Statistics

## Tennessee Titans

RUSHING	ATT	YDS	AVG	LG	TD
D.Henry	11	56	5.1	14	0
D.Lewis	12	34	2.8	15	0
M.Mariota	2	10	5.0	5	0
Total	25	100	4.0	15	0

PASSING	ATT	CMP	YDS	SK/YD	TD	LG	IN	RT
M.Mariota	26	14	129	2/8	0	23	1	51.6
Total	26	14	129	2/8	0	23	1	51.6

PASS RECEIVING	TAR	REC	YDS	AVG	LG	TD
C.Davis	6	4	49	12.3	23	0
T.Taylor	5	3	30	10.0	19	0
T.Sharpe	4	3	30	10.0	13	0
D.Lewis	4	3	14	4.7	10	0
D.Jennings	1	1	6	6.0	6	0
N.Williams	2	0	0	0.0	0	0
L.Stocker	1	0	0	0.0	0	0
J.Smith	1	0	0	0.0	0	0
D.Henry	1	0	0	0.0	0	0
Total	25	14	129	9.2	23	0

INTERCEPTIONS	NO	YDS	AVG	LG	TD
A.Jackson	1	7	7.0	7	0
Total	1	7	7.0	7	0

PUNTING	NO	YDS	AVG	NET	TB	IN20	LG
B.Kern	2	106	53.0	49.0	0	1	61
Total	2	106	53.0	49.0	0	1	61

PUNT RETURNS	NO	YDS	AVG	FC	LG	TD
N.Williams	2	39	19.5	0	38	0
[OUT OF BOUNDS]	1	0	0.0	0	0	0
[TOUCHBACK]	1	0	0.0	0	0	0
Total	2	39	19.5	0	38	0

KICKOFF RETURNS	NO	YDS	AVG	FC	LG	TD
D.Jennings	1	33	33.0	0	33	0
[TOUCHBACK]	2	0	0.0	0	0	0
Total	1	33	33.0	0	33	0

## Buffalo Bills

RUSHING	ATT	YDS	AVG	LG	TD
L.McCoy	24	85	3.5	16	0
C.Ivory	14	43	3.1	9	0
J.Allen	4	19	4.8	14	1
R.McCloud	1	-3	-3.0	-3	0
Total	43	144	3.3	16	1

PASSING	ATT	CMP	YDS	SK/YD	TD	LG	IN	RT
J.Allen	19	10	82	1/3	0	13	1	42.0
C.Bojorquez	1	0	0	0/0	0	0	0	39.6
Total	20	10	82	1/3	0	13	1	40.0

PASS RECEIVING	TAR	REC	YDS	AVG	LG	TD
Z.Jones	4	3	20	6.7	12	0
L.McCoy	3	2	23	11.5	13	0
J.Croom	2	2	9	4.5	7	0
C.Clay	1	1	12	12.0	12	0
K.Benjamin	5	1	11	11.0	11	0
R.McCloud	1	1	7	7.0	7	0
A.Holmes	2	0	0	0.0	0	0
S.Hauschka	1	0	0	0.0	0	0
T.Jones	1	0	0	0.0	0	0
Total	20	10	82	8.2	13	0

INTERCEPTIONS	NO	YDS	AVG	LG	TD
T.Johnson	1	0	0.0	0	0
Total	1	0	0.0	0	0

PUNTING	NO	YDS	AVG	NET	TB	IN20	LG
C.Bojorquez	4	175	43.8	29.0	1	1	48
Total	4	175	43.8	29.0	1	1	48

PUNT RETURNS	NO	YDS	AVG	FC	LG	TD
R.McCloud	1	8	8.0	1	8	0
Total	1	8	8.0	1	8	0

KICKOFF RETURNS	NO	YDS	AVG	FC	LG	TD
T.Jones	1	27	27.0	0	27	0
[TOUCHBACK]	3	0	0.0	0	0	0
Total	1	27	27.0	0	27	0

## Tennessee Titans

FUMBLES	FUM	LOST	OWN-REC	YDS	TD	FORCED	OPP-REC	YDS	TD	OUT-BDS
D.Lewis	1	1	0	0	0	0	0	0	0	0
M.Mariota	1	0	0	0	0	0	0	0	0	1
T.Taylor	1	1	0	0	0	0	0	0	0	0
Total	3	2	0	0	0	0	0	0	0	1

## Buffalo Bills

FUMBLES	FUM	LOST	OWN-REC	YDS	TD	FORCED	OPP-REC	YDS	TD	OUT-BDS
T.Edmunds	0	0	0	0	0	1	0	0	0	0
J.Hughes	0	0	0	0	0	1	0	0	0	0
S.Lawson	0	0	0	0	0	1	0	0	0	0
M.Milano	0	0	0	0	0	0	1	0	0	0
J.Poyer	0	0	0	0	0	0	1	0	0	0
Total	0	0	0	0	0	3	2	0	0	0

## Final Team Statistics

	Visitor Titans	Home Bills
TOTAL FIRST DOWNS	15	18
By Rushing	6	10
By Passing	8	6
By Penalty	1	2
THIRD DOWN EFFICIENCY	6-12-50%	4-13-31%
FOURTH DOWN EFFICIENCY	0-0-0%	2-3-67%
TOTAL NET YARDS	221	223
Total Offensive Plays (inc. times thrown passing)	53	64
Average gain per offensive play	4.2	3.5
NET YARDS RUSHING	100	144
Total Rushing Plays	25	43
Average gain per rushing play	4.0	3.3
Tackles for a loss-number and yards	4-5	6-19
NET YARDS PASSING	121	79
Times thrown - yards lost attempting to pass	2-8	1-3
Gross yards passing	129	82
PASS ATTEMPTS-COMPLETIONS-HAD INTERCEPTED	26-14-1	20-10-1
Avg gain per pass play (inc.# thrown passing)	4.3	3.8
KICKOFFS Number-In End Zone-Touchbacks	4-3-3	3-2-2
PUNTS Number and Average	2-53.0	4-43.8
Had Blocked	0	0
FGs - PATs Had Blocked	0-0	0-0
Net Punting Average	49.0	29.0
TOTAL RETURN YARDAGE (Not Including Kickoffs)	46	8
No. and Yards Punt Returns	2-39	1-8
No. and Yards Kickoff Returns	1-33	1-27
No. and Yards Interception Returns	1-7	1-0
PENALTIES Number and Yards	5-40	4-30
FUMBLES Number and Lost	3-2	0-0
TOUCHDOWNS	0	1
Rushing	0	1
Passing	0	0
EXTRA POINTS Made-Attempts	0-0	1-1
Kicking Made-Attempts	0-0	1-1
FIELD GOALS Made-Attempts	4-4	2-2
RED ZONE EFFICIENCY	0-1-0%	1-3-33%
GOAL TO GO EFFICIENCY	0-0-0%	0-0-0%
SAFETIES	0	0
FINAL SCORE	12	13
TIME OF POSSESSION	26:11	33:49



# Ball Possession And Drive Chart

## Tennessee Titans

#	Time Recd	Time Lost	Time Poss	How Ball Obtained	Drive Began	# Play	Yds Gain	Yds Pen	Net Yds	1st Down	Last Scrm	How Given Up
1	15:00	14:29	0:31	Kickoff	TEN 25	4	18	0	18	1	TEN 38	Fumble
2	9:03	7:55	1:08	Kickoff	TEN 39	3	8	0	8	0	TEN 47	Punt
3	5:02	1:35	3:27	Punt	BUF 25	7	18	0	18	1	* BUF 7	Field Goal
4	12:21	9:37	2:44	Punt	TEN 20	4	17	-10	7	1	TEN 27	Interception
5	5:03	0:00	5:03	Downs	TEN 12	11	57	-5	52	4	BUF 36	Field Goal
6	9:50	6:53	2:57	Punt	TEN 5	5	8	0	8	1	TEN 13	Punt
7	6:30	5:46	0:44	Punt	TEN 25	2	24	0	24	1	TEN 48	Fumble
8	1:59	10:30	6:29	Kickoff	TEN 25	14	54	0	54	4	BUF 21	Field Goal
9	7:51	4:43	3:08	Interception	TEN 46	7	17	5	22	2	BUF 32	Field Goal

(272) Average TEN 30

## Buffalo Bills

#	Time Recd	Time Lost	Time Poss	How Ball Obtained	Drive Began	# Play	Yds Gain	Yds Pen	Net Yds	1st Down	Last Scrm	How Given Up
1	14:29	9:03	5:26	Fumble	TEN 47	11	47	0	47	4	* TEN 14	Touchdown
2	7:55	5:02	2:53	Punt	BUF 8	5	15	0	15	1	BUF 23	Punt
3	1:35	12:21	4:14	Kickoff	BUF 29	7	26	0	26	2	TEN 45	Punt
4	9:37	5:03	4:34	Interception	TEN 37	9	25	0	25	2	* TEN 12	Downs
5	15:00	9:50	5:10	Kickoff	BUF 25	8	21	5	26	3	TEN 49	Punt
6	6:53	6:30	0:23	Punt	BUF 34	3	0	0	0	0	BUF 34	Punt
7	5:46	1:59	3:47	Fumble	TEN 49	7	27	0	27	2	* TEN 22	Field Goal
8	10:30	7:51	2:39	Kickoff	BUF 25	5	15	0	15	1	BUF 40	Interception
9	4:43	0:00	4:43	Kickoff	BUF 25	11	47	0	47	3	TEN 28	Field Goal

(313) Average BUF 35

\* inside opponent's 20

Time of Possession by Quarter		1st	2nd	3rd	4th	OT	Total
Visitor	Tennessee Titans	5:06	7:47	5:40	7:38		26:11
Home	Buffalo Bills	9:54	7:13	9:20	7:22		33:49
Kickoff Drive No.-Start Average		Titans: 3 - TEN 30			Bills: 4 - BUF 26		

# Final Defensive Statistics

Tennessee Titans	Regular Defensive Plays												Special Teams					Misc			
	TKL	AST	COMB	SK	/ YDS	TFL	Q	IN	PD	FF	FR		TKL	AST	FF	FR	BL	TKL	AST	FF	FR
J.Brown	8	2	10	1	3	2	1	0	0	0	0		0	0	0	0	0	0	0	0	0
D.Jones	6	3	9	0	0	2	0	0	0	0	0		0	0	0	0	0	0	0	0	0
K.Byard	5	1	6	0	0	0	0	0	0	0	0		0	0	0	0	0	0	0	0	0
L.Ryan	5	1	6	0	0	0	0	0	0	0	0		0	0	0	0	0	0	0	0	0
B.Orakpo	5	1	6	0	0	1	0	0	0	0	0		0	0	0	0	0	0	0	0	0
R.Evans	4	1	5	0	0	0	0	0	0	0	0		0	0	0	0	0	0	0	0	0
J.Casey	4	1	5	0	0	2	0	0	0	0	0		0	0	0	0	0	0	0	0	0
A.Johnson	4	0	4	0	0	0	0	0	0	0	0		0	0	0	0	0	0	0	0	0
A.Jackson	3	1	4	0	0	0	0	1	1	0	0		0	0	0	0	0	0	0	0	0
K.Lewis	2	1	3	0	0	0	0	0	0	0	0		0	0	0	0	0	0	0	0	0
D.Morgan	2	0	2	0	0	0	0	0	1	0	0		0	0	0	0	0	0	0	0	0
M.Butler	2	0	2	0	0	0	0	0	0	0	0		0	0	0	0	0	0	0	0	0
H.Landry	1	0	1	0	0	0	1	0	0	0	0		0	1	0	0	0	0	0	0	0
W.Compton	1	0	1	0	0	0	0	0	0	0	0		1	0	0	0	0	0	0	0	0
B.Logan	0	1	1	0	0	0	0	0	0	0	0		0	0	0	0	0	0	0	0	0
B.Trawick	0	0	0	0	0	0	1	0	0	0	0		0	0	0	0	0	0	0	0	0
D.Cruikshank	0	0	0	0	0	0	0	0	0	0	0		1	0	0	0	0	0	0	0	0
L.Sims	0	0	0	0	0	0	0	0	0	0	0		0	1	0	0	0	0	0	0	0
N.Williams	0	0	0	0	0	0	0	0	0	0	0		0	0	0	0	0	1	0	0	0
J.Kline	0	0	0	0	0	0	0	0	0	0	0		0	0	0	0	0	1	0	0	0
Total	52	13	65	1	3	7	3	1	2	0	0		2	2	0	0	0	2	0	0	0

TKL = Tackle AST = Assist COMB = Combined QH=QB Hit IN = Interception PD = Pass Defense FF = Forced Fumble FR = Fumble Recovery

Buffalo Bills	Regular Defensive Plays												Special Teams					Misc			
	TKL	AST	COMB	SK	/ YDS	TFL	QH	IN	PD	FF	FR		TKL	AST	FF	FR	BL	TKL	AST	FF	FR
M.Milano	7	3	10	0	0	1	0	0	0	0	1		0	0	0	0	0	0	0	0	0
T.Edmunds	4	4	8	0	0	0	1	0	1	1	0		0	0	0	0	0	0	0	0	0
J.Hughes	4	0	4	1	3	1	1	0	0	1	0		0	0	0	0	0	0	0	0	0
T.Johnson	4	0	4	0	0	0	0	1	1	0	0		0	0	0	0	0	0	0	0	0
L.Alexander	3	1	4	0	0	1	0	0	1	0	0		0	0	0	0	0	0	0	0	0
D.Marlowe	3	1	4	0	0	0	0	0	1	0	0		0	0	0	0	0	0	0	0	0
J.Poyer	3	0	3	0	0	1	0	0	0	0	1		0	0	0	0	0	0	0	0	0
R.Lewis	2	0	2	0	0	0	0	0	0	0	0		0	0	0	0	0	0	0	0	0
K.Williams	2	0	2	0	0	0	0	0	0	0	0		0	0	0	0	0	0	0	0	0
P.Gaines	2	0	2	0	0	0	0	0	0	0	0		0	0	0	0	0	0	0	0	0
J.Phillips	0	2	2	0	0	0	0	0	1	0	0		0	0	0	0	0	0	0	0	0
T.Murphy	1	0	1	1	5	1	2	0	0	0	0		0	0	0	0	0	0	0	0	0
H.Phillips	1	0	1	0	0	0	1	0	0	0	0		0	0	0	0	0	0	0	0	0
S.Lawson	1	0	1	0	0	0	0	0	0	1	0		0	0	0	0	0	0	0	0	0
T.White	1	0	1	0	0	0	0	0	0	0	0		0	0	0	0	0	0	0	0	0
S.Lotulelei	1	0	1	0	0	1	0	0	0	0	0		0	0	0	0	0	0	0	0	0
J.Stanford	0	0	0	0	0	0	0	0	0	0	0		1	0	0	0	0	0	0	0	0
L.Pitts	0	0	0	0	0	0	0	0	0	0	0		1	0	0	0	0	0	0	0	0
T.Jones	0	0	0	0	0	0	0	0	0	0	0		1	0	0	0	0	0	0	0	0
Z.Jones	0	0	0	0	0	0	0	0	0	0	0		0	0	0	0	0	1	0	0	0
Total	39	11	50	2	8	6	5	1	5	3	2		3	0	0	0	0	1	0	0	0





## Play By Play

## First Quarter

10/7/2018

BUF wins the coin toss and elects to defer. TEN elects to Receive, and BUF elects to defend the east goal.

S.Hauschka kicks 65 yards from BUF 35 to end zone, Touchback. D.Jennings catches ball 7 yds. into end zone.

Tennessee Titans at 15:00

1-10-TEN 25	(15:00) (Shotgun) M.Mariota pass incomplete short left to J.Smith (T.Edmunds). Thrown wide of receiver, near sideline at TEN 34.	
2-10-TEN 25	(14:54) (Shotgun) M.Mariota pass incomplete short right to D.Henry. Overthrown, receiver in flat at TEN 29.	
3-10-TEN 25	(14:50) (Shotgun) M.Mariota pass short left to T.Sharpe pushed ob at TEN 38 for 13 yards (R.Lewis). Caught along sideline at TEN 38.	P1
<u>1-10-TEN 38</u>	(14:38) (No Huddle) M.Mariota pass short left to T.Taylor to TEN 43 for 5 yards (T.Edmunds). FUMBLES (T.Edmunds), RECOVERED by BUF -M.Milano at TEN 47.	

Buffalo Bills at 14:29

1-10-TEN 47	(14:29) J.Allen pass incomplete deep left to K.Benjamin. Overthrown, receiver at TEN 6. Flea-flicker, thrown under pressure by J.Casey.	
2-10-TEN 47	(14:22) L.McCoy right guard to TEN 43 for 4 yards (D.Jones).	
3-6-TEN 43	(13:42) (Shotgun) J.Allen pass short right to Z.Jones pushed ob at TEN 38 for 5 yards (M.Butler). Caught near sideline at TEN 40.	
4-1-TEN 38	(13:13) C.Ivory left guard to TEN 35 for 3 yards (R.Evans). Key block: P.DiMarco.	R1
<u>1-10-TEN 35</u>	(12:34) L.McCoy up the middle to TEN 30 for 5 yards (J.Brown, J.Casey).	
2-5-TEN 30	(12:00) L.McCoy right tackle to TEN 27 for 3 yards (J.Brown, B.Logan).	
3-2-TEN 27	(11:19) (Shotgun) J.Allen pass short left to Z.Jones pushed ob at TEN 24 for 3 yards (M.Butler). Caught near sideline at TEN 26.	P2
<u>1-10-TEN 24</u>	(10:55) J.Allen pass short right to J.Croom pushed ob at TEN 17 for 7 yards (R.Evans). Flare pass, caught at TEN 26.	
2-3-TEN 17	(10:25) L.McCoy right guard to TEN 14 for 3 yards (J.Brown).	R3
<u>1-10-TEN 14</u>	(9:52) L.McCoy right tackle to TEN 14 for no gain (A.Johnson).	
2-10-TEN 14	(9:12) J.Allen scrambles left tackle for 14 yards, TOUCHDOWN.	R4
	S.Hauschka extra point is GOOD, Center-R.Ferguson, Holder-C.Bojorquez.	

TEN 0 BUF 7, 11 plays, 47 yards, 5:26 drive, 5:57 elapsed

S.Hauschka kicks 64 yards from BUF 35 to TEN 1. D.Jennings to TEN 34 for 33 yards (J.Stanford).

PENALTY on BUF-D.Lacey, Offside on Free Kick, 5 yards, enforced at TEN 34.

Tennessee Titans at 9:03, (1st play from scrimmage 8:56)

1-10-TEN 39	(8:56) (Shotgun) M.Mariota pass short right to C.Davis to TEN 43 for 4 yards (M.Milano). Screen pass, caught at TEN 36.	
2-6-TEN 43	(8:30) (No Huddle) D.Henry up the middle to TEN 47 for 4 yards (M.Milano).	
3-2-TEN 47	(8:06) (Shotgun) M.Mariota pass incomplete short middle to C.Davis. Thrown wide of receiver at BUF 43, crossing to left.	
4-2-TEN 47	(8:01) B.Kern punts 45 yards to BUF 8, Center-B.Brinkley, fair catch by R.McCloud.	

Buffalo Bills at 7:55

1-10-BUF 8	(7:55) L.McCoy left end to BUF 6 for -2 yards (D.Jones).	
2-12-BUF 6	(7:24) L.McCoy up the middle to BUF 22 for 16 yards (K.Byard).	R5
<u>1-10-BUF 22</u>	(6:42) L.McCoy left guard to BUF 26 for 4 yards (J.Brown).	
2-6-BUF 26	(6:08) R.McCloud left end to BUF 23 for -3 yards (J.Brown). End-around, handoff from J.Allen	
3-9-BUF 23	(5:26) (Shotgun) J.Allen pass incomplete deep middle to A.Holmes. Overthrown, receiver at BUF 47, crossing to left. Penalty on BUF-D.Dawkins, Offensive Holding, declined.	
4-9-BUF 23	(5:19) C.Bojorquez punts 40 yards to TEN 37, Center-R.Ferguson. N.Williams to BUF 25 for 38 yards (L.Pitts).	

Tennessee Titans at 5:02

1-10-BUF 25	(5:02) (Shotgun) M.Mariota pass short left to D.Lewis to BUF 19 for 6 yards (T.Johnson). Swing pass, caught at BUF 29.	
2-4-BUF 19	(4:23) D.Lewis up the middle to BUF 16 for 3 yards (L.Alexander).	
3-1-BUF 16	(3:40) D.Lewis up the middle to BUF 14 for 2 yards (J.Hughes, M.Milano).	R2
<u>1-10-BUF 14</u>	(2:59) (Shotgun) M.Mariota pass short middle to T.Taylor pushed ob at BUF 8 for 6 yards (J.Poyer). Underhand flip pass, caught at BUF 16, crossing to right.	
2-4-BUF 8	(2:23) D.Lewis left guard to BUF 7 for 1 yard (L.Alexander).	
3-3-BUF 7	(1:46) (Shotgun) M.Mariota pass incomplete short right to T.Taylor [T.Murphy]. Thrown under pressure. Receiver along sideline at BUF 7.	
4-3-BUF 7	(1:39) R.Succop 25 yard field goal is GOOD, Center-B.Brinkley, Holder-B.Kern.	

TEN 3 BUF 7, 7 plays, 18 yards, 3:27 drive, 13:25 elapsed

R.Succop kicks 63 yards from TEN 35 to BUF 2. T.Jones to BUF 29 for 27 yards (W.Compton, H.Landry).

Buffalo Bills at 1:35, (1st play from scrimmage 1:29)

1-10-BUF 29	(1:29) C.Ivory up the middle to BUF 32 for 3 yards (A.Johnson, J.Brown).	
2-7-BUF 32	(:52) PENALTY on TEN-B.Logan, Neutral Zone Infraction, 5 yards, enforced at BUF 32 - No Play.	
2-2-BUF 37	(:39) C.Ivory right tackle to BUF 41 for 4 yards (J.Brown).	R6



Tennessee Titans vs Buffalo Bills at New Era Field

End of quarter - 1.37 pm

END OF QUARTER	Score	Time Poss	First Downs				Efficiencies	
			R	P	X	T	3 Down	4 Down
Tennessee Titans	3	5:06	1	1	0	2	2/4	0/0
Buffalo Bills	7	9:54	5	1	0	6	1/3	1/1

## Play By Play

## Second Quarter

10/7/2018

## Buffalo Bills continued.

1-10-BUF 41	(15:00) C.Ivory right guard to BUF 41 for no gain (L.Ryan).	
2-10-BUF 41	(14:24) J.Allen pass short middle to C.Clay to TEN 47 for 12 yards (K.Byard). Caught at TEN 49, slanting to left.	P7
<u>1-10-TEN 47</u>	(13:52) L.McCoy up the middle to TEN 46 for 1 yard (R.Evans).	
2-9-TEN 46	(13:15) L.McCoy left tackle to TEN 40 for 6 yards (B.Orakpo).	
3-3-TEN 40	(12:34) (Shotgun) J.Allen pass incomplete deep right to K.Benjamin (D.Morgan). Pass tipped at line, receiver at TEN 24.	
4-3-TEN 40	(12:29) (No Huddle, Shotgun) PENALTY on BUF-J.Allen, False Start, 5 yards, enforced at TEN 40 - No Play.	
4-8-TEN 45	(12:29) C.Bojorquez punts 45 yards to end zone, Center-R.Ferguson, Touchback. Kick into end zone.	

## Tennessee Titans at 12:21

1-10-TEN 20	(12:21) D.Henry left tackle to TEN 24 for 4 yards (K.Williams).	
2-6-TEN 24	(11:38) D.Henry right tackle to TEN 38 for 14 yards (D.Marlowe).	R3
<u>1-10-TEN 38</u>	(10:55) D.Henry left tackle to TEN 38 for no gain (J.Poyer).	
	PENALTY on TEN-B.Jones, Offensive Holding, 10 yards, enforced at TEN 38 - No Play.	
1-20-TEN 28	(10:25) (Shotgun) D.Lewis left tackle to TEN 27 for -1 yards (J.Hughes, J.Phillips).	
2-21-TEN 27	(9:42) (Shotgun) M.Mariota pass short middle intended for N.Williams INTERCEPTED by T.Johnson at TEN 37. T.Johnson to TEN 37 for no gain (N.Williams).	

## Buffalo Bills at 9:37

1-10-TEN 37	(9:37) L.McCoy right guard to TEN 42 for -5 yards (D.Jones).	
	Timeout #1 by BUF at 08:54.	
2-15-TEN 42	(8:54) (Shotgun) L.McCoy right guard to TEN 38 for 4 yards (B.Orakpo).	
3-11-TEN 38	(8:27) (No Huddle, Shotgun) J.Allen pass short left to L.McCoy to TEN 28 for 10 yards (L.Ryan). Swing pass, caught at TEN 41.	
	Timeout #2 by BUF at 07:40.	
4-1-TEN 28	(7:40) (Run formation) C.Ivory right guard to TEN 26 for 2 yards (L.Ryan).	R8
<u>1-10-TEN 26</u>	(7:09) J.Allen pass short right to K.Benjamin to TEN 15 for 11 yards (L.Ryan). Caught in flat at TEN 16.	P9
<u>1-10-TEN 15</u>	(6:34) (No Huddle) J.Allen up the middle to TEN 14 for 1 yard (W.Compton).	
2-9-TEN 14	(6:00) L.McCoy left end to TEN 12 for 2 yards (D.Jones).	
3-7-TEN 12	(5:16) (Shotgun) J.Allen pass incomplete short right to Z.Jones. Overthrown, receiver in back corner of end zone.	
4-7-TEN 12	(5:10) (Field Goal formation) C.Bojorquez pass incomplete short middle to S.Hauschka [B.Trawick].	

## Tennessee Titans at 5:03

1-10-TEN 12	(5:03) M.Mariota pass incomplete short left to L.Stocker (L.Alexander).	
2-10-TEN 12	(4:57) (Shotgun) D.Lewis left guard to TEN 11 for -1 yards (M.Milano).	
3-11-TEN 11	(4:14) (Shotgun) M.Mariota pass short middle to C.Davis to TEN 22 for 11 yards (R.Lewis). Caught at TEN 19, slanting from right. Measurement = first down.	P4
	Buffalo challenged the first down ruling, and the play was Upheld. The ruling on the field stands. (Timeout #3.)	
<u>1-10-TEN 22</u>	(3:45) D.Lewis right tackle to TEN 37 for 15 yards (D.Marlowe).	R5
<u>1-10-TEN 37</u>	(3:11) D.Henry left end to TEN 46 for 9 yards (T.White).	
2-1-TEN 46	(2:28) (Shotgun) D.Henry up the middle to TEN 49 for 3 yards (T.Johnson).	R6

## Two-Minute Warning

<u>1-10-TEN 49</u>	(2:00) M.Mariota pass short left to T.Taylor to BUF 32 for 19 yards (M.Milano). Caught in flat at BUF 37.	P7
<u>1-10-BUF 32</u>	(1:15) (Shotgun) D.Lewis left end to BUF 26 for 6 yards (M.Milano).	
2-4-BUF 26	(:50) (No Huddle, Shotgun) M.Mariota pass incomplete deep left to T.Taylor. Overthrown, receiver in back corner of end zone. Pressure on QB: J.Hughes.	
3-4-BUF 26	(:45) (Shotgun) PENALTY on TEN, Delay of Game, 5 yards, enforced at BUF 26 - No Play.	
	Timeout #1 by TEN at 00:45.	
3-9-BUF 31	(:45) (Shotgun) M.Mariota sacked at BUF 36 for -5 yards (T.Murphy).	
	Timeout #2 by TEN at 00:03.	
4-14-BUF 36	(:03) R.Succop 54 yard field goal is GOOD, Center-B.Brinkley, Holder-B.Kern.	
	End of half - 2.20 pm	

TEN 6 BUF 7, 11 plays, 52 yards, 5:03 drive, 15:00 elapsed

## END OF QUARTER

	Score	Time Poss	First Downs				Efficiencies	
			R	P	X	T	3 Down	4 Down
Tennessee Titans	6	7:47	3	2	0	5	1/2	0/0
Buffalo Bills	7	7:13	1	2	0	3	0/3	1/2

Third Quarter

10/7/2018

Play By Play

BUF elects to Receive, and TEN elects to defend the West goal.

R.Succop kicks 65 yards from TEN 35 to end zone, Touchback. T.Jones kneels 1 yd. into end zone.

Buffalo Bills at 15:00

1-10-BUF 25	(15:00) C.Ivory up the middle to BUF 27 for 2 yards (A.Johnson).	
2-8-BUF 27	(14:25) L.McCoy up the middle to BUF 33 for 6 yards (J.Brown, D.Jones).	
3-2-BUF 33	(13:44) (Shotgun) C.Ivory right tackle to BUF 35 for 2 yards (B.Orakpo).	R10
<u>1-10-BUF 35</u>	(13:07) C.Ivory up the middle to BUF 33 for -2 yards (J.Casey, D.Jones).	
2-12-BUF 33	(12:29) L.McCoy up the middle to BUF 36 for 3 yards (K.Byard; B.Orakpo).	
	PENALTY on TEN-D.Jones, Defensive Holding, 5 yards, enforced at BUF 36.	X11
<u>1-10-BUF 41</u>	(11:57) J.Allen pass incomplete short right [K.Correa]. Thrown away, along sideline.	
	PENALTY on TEN-K.Correa, Unnecessary Roughness, 15 yards, enforced at BUF 41 - No Play.	X12
<u>1-10-TEN 44</u>	(11:47) L.McCoy left tackle to TEN 41 for 3 yards (A.Johnson).	
2-7-TEN 41	(11:13) J.Allen pass short right to C.Clay pushed ob at TEN 36 for 5 yards (K.Lewis).	
	PENALTY on BUF-D.Dawkins, Unnecessary Roughness, 15 yards, enforced at TEN 41 - No Play.	
2-22-BUF 44	(10:44) (Shotgun) J.Allen pass incomplete short left to T.Jones.	
3-22-BUF 44	(10:36) (Shotgun) J.Allen scrambles up the middle to TEN 49 for 7 yards (H.Landry).	
4-15-TEN 49	(10:03) C.Bojorquez punts 44 yards to TEN 5, impetus ends at TEN 1, Center-R.Ferguson, out of bounds. Punt credited as 48 yds. (to point of first touching). Ball batted backwards.	

Tennessee Titans at 9:50

1-10-TEN 5	(9:50) D.Henry up the middle to TEN 6 for 1 yard (J.Hughes, M.Milano).	
2-9-TEN 6	(9:13) M.Mariota pass short left to D.Lewis to TEN 16 for 10 yards (T.Edmunds; L.Alexander). Flip pass, caught at TEN 9.	P8
<u>1-10-TEN 16</u>	(8:35) D.Lewis left tackle to TEN 15 for -1 yards (S.Lotulelei).	
2-11-TEN 15	(7:53) M.Mariota pass short middle to D.Lewis to TEN 13 for -2 yards (L.Alexander). Center screen, caught at TEN 10.	
3-13-TEN 13	(7:11) (Shotgun) M.Mariota pass incomplete short left to D.Lewis. Underthrown, receiver in flat at TEN 14.	
4-13-TEN 13	(7:02) B.Kern punts 61 yards to BUF 26, Center-B.Brinkley. R.McCloud to BUF 34 for 8 yards (D.Cruikshank, L.Sims).	

Buffalo Bills at 6:53

1-10-BUF 34	(6:53) (Shotgun) J.Allen pass incomplete short left to L.McCoy. RB screen, underthrown, receiver at BUF 30.	
2-10-BUF 34	(6:50) (No Huddle) J.Allen pass incomplete short left to K.Benjamin. Thrown wide of receiver, near sideline at BUF 39.	
3-10-BUF 34	(6:46) (Shotgun) J.Allen pass incomplete deep middle to K.Benjamin. Underthrown, receiver at 50, crossing from right.	
4-10-BUF 34	(6:40) C.Bojorquez punts 42 yards to TEN 24, Center-R.Ferguson. N.Williams to TEN 25 for 1 yard (T.Jones).	

Tennessee Titans at 6:30

1-10-TEN 25	(6:30) M.Mariota pass deep right to C.Davis to TEN 48 for 23 yards (P.Gaines) [H.Phillips]. Caught at TEN 45, crossing to middle.	P9
<u>1-10-TEN 48</u>	(5:53) D.Lewis left guard to TEN 49 for 1 yard (S.Lawson). FUMBLES (S.Lawson), RECOVERED by BUF-J.Poyer at TEN 49. J.Poyer to TEN 49 for no gain (J.Kline).	

Buffalo Bills at 5:46

1-10-TEN 49	(5:46) L.McCoy right guard to TEN 37 for 12 yards (L.Ryan, K.Lewis).	R13
<u>1-10-TEN 37</u>	(5:09) L.McCoy right guard pushed ob at TEN 28 for 9 yards (A.Jackson).	
2-1-TEN 28	(4:33) C.Ivory left tackle to TEN 24 for 4 yards (K.Lewis).	R14
<u>1-10-TEN 24</u>	(3:54) C.Ivory up the middle to TEN 21 for 3 yards (D.Jones, J.Brown).	
2-7-TEN 21	(3:23) J.Allen pass short right to J.Croom ran ob at TEN 19 for 2 yards (D.Morgan). Caught along sideline at TEN 19.	
3-5-TEN 19	(2:45) (Shotgun) J.Allen sacked at TEN 22 for -3 yards (J.Brown).	
4-8-TEN 22	(2:03) S.Hauschka 40 yard field goal is GOOD, Center-R.Ferguson, Holder-C.Bojorquez.	

TEN 6 BUF 10, 7 plays, 27 yards, 3:47 drive, 13:01 elapsed

S.Hauschka kicks 65 yards from BUF 35 to end zone, Touchback. Kick through end zone.

Tennessee Titans at 1:59

1-10-TEN 25	(1:59) M.Mariota pass incomplete short left to C.Davis (J.Phillips). Pass batted at line. Receiver at TEN 27.	
2-10-TEN 25	(1:55) (Shotgun) D.Lewis left tackle to TEN 32 for 7 yards (P.Gaines).	
3-3-TEN 32	(1:09) (Shotgun) M.Mariota pass short left to T.Sharpe to TEN 36 for 4 yards (D.Marlowe). Stop pattern, caught at TEN 36.	P10
<u>1-10-TEN 36</u>	(:32) (Shotgun) M.Mariota pass short right to C.Davis to TEN 47 for 11 yards (T.Edmunds). Swing pass, caught at TEN 36.	P11
End of quarter - 3.10 pm		

Tennessee Titans vs Buffalo Bills at New Era Field								
END OF QUARTER	Score	Time Poss	First Downs				Efficiencies	
			R	P	X	T	3 Down	4 Down
Tennessee Titans	6	5:40	0	4	0	4	1/2	0/0
Buffalo Bills	10	9:20	3	0	2	5	1/4	0/0

Tennessee Titans continued.

1-10-TEN 47	(15:00) (Shotgun) D.Henry right tackle to TEN 49 for 2 yards (M.Milano).	
2-8-TEN 49	(14:23) M.Mariota pass incomplete short left [T.Edmunds]. Thrown away under pressure.	
3-8-TEN 49	(14:17) (Shotgun) M.Mariota pass short middle to T.Sharpe to BUF 38 for 13 yards (T.Johnson). Stop pattern, caught at BUF 39.	P12
<u>1-10-BUF 38</u>	(13:41) D.Henry left end to BUF 35 for 3 yards (J.Poyer, T.Edmunds).	
2-7-BUF 35	(13:06) Direct snap to D.Henry (M.Mariota in motion before snap). (Shotgun) D.Henry left guard to BUF 32 for 3 yards (T.Edmunds, D.Marlowe).	
3-4-BUF 32	(12:23) (Shotgun) M.Mariota scrambles left tackle to BUF 27 for 5 yards (T.Edmunds).	R13
<u>1-10-BUF 27</u>	(11:35) M.Mariota pass incomplete deep right to T.Sharpe (D.Marlowe). Receiver and coverage 9 yds. into end zone.	
2-10-BUF 27	(11:24) (Shotgun) M.Mariota pass short right to D.Jennings to BUF 21 for 6 yards (T.Johnson, T.Edmunds). Out-pattern, caught at BUF 27.	
	Timeout #1 by TEN at 10:43.	
3-4-BUF 21	(10:42) (Shotgun) M.Mariota pass incomplete deep left to N.Williams. Dropped at BUF 2, slanting to end zone pylon.	
4-4-BUF 21	(10:34) R.Succop 39 yard field goal is GOOD, Center-B.Brinkley, Holder-B.Kern.	

TEN 9 BUF 10, 14 plays, 54 yards, 6:29 drive, 4:30 elapsed

R.Succop kicks 65 yards from TEN 35 to end zone, Touchback. Kick through end zone.

Buffalo Bills at 10:30

1-10-BUF 25	(10:30) L.McCoy left guard to BUF 29 for 4 yards (J.Casey, R.Evans).	
2-6-BUF 29	(9:55) L.McCoy up the middle to BUF 25 for -4 yards (J.Casey).	
3-10-BUF 25	(9:12) (Shotgun) J.Allen pass short right to Z.Jones to BUF 37 for 12 yards (A.Jackson). Stop pattern, caught at BUF 37.	P15
<u>1-10-BUF 37</u>	(8:36) L.McCoy up the middle to BUF 40 for 3 yards (R.Evans).	
2-7-BUF 40	(8:03) J.Allen pass deep right intended for A.Holmes INTERCEPTED by A.Jackson [H.Landry] at TEN 39. A.Jackson to TEN 46 for 7 yards (Z.Jones). Interception followed coverage and tip at TEN 42.	

Tennessee Titans at 7:51

1-10-TEN 46	(7:51) (Shotgun) D.Henry right guard to TEN 47 for 1 yard (K.Williams, M.Milano).	
2-9-TEN 47	(7:28) (No Huddle) D.Henry up the middle to BUF 41 for 12 yards (M.Milano).	R14
<u>1-10-BUF 41</u>	(6:59) (No Huddle) M.Mariota scrambles left tackle to BUF 36 for 5 yards.	
	PENALTY on BUF-T.White, Defensive Holding, 5 yards, enforced at BUF 36.	X15
<u>1-10-BUF 31</u>	(6:33) (Shotgun) D.Lewis up the middle to BUF 27 for 4 yards (H.Phillips, T.Edmunds).	
2-6-BUF 27	(5:56) D.Lewis right end to BUF 29 for -2 yards (J.Poyer, J.Phillips).	
3-8-BUF 29	(5:11) (Shotgun) M.Mariota sacked at BUF 31 for -2 yards (J.Hughes). FUMBLES (J.Hughes) [J.Hughes], ball out of bounds at BUF 32.	
4-11-BUF 32	(4:47) R.Succop 50 yard field goal is GOOD, Center-B.Brinkley, Holder-B.Kern.	

TEN 12 BUF 10, 7 plays, 22 yards, 1 penalty, 3:08 drive, 10:17 elapsed

R.Succop kicks 65 yards from TEN 35 to end zone, Touchback. Kick through end zone.

Buffalo Bills at 4:43

1-10-BUF 25	(4:43) L.McCoy left tackle to BUF 26 for 1 yard (J.Casey).	
2-9-BUF 26	(4:08) L.McCoy right tackle to BUF 32 for 6 yards (D.Morgan).	
3-3-BUF 32	(3:27) (Shotgun) J.Allen pass short left to L.McCoy to BUF 45 for 13 yards (K.Lewis, L.Ryan). Out-pattern, caught at BUF 33.	P16
<u>1-10-BUF 45</u>	(2:47) C.Ivory right guard to BUF 47 for 2 yards (D.Jones).	
2-8-BUF 47	(2:12) (Shotgun) C.Ivory right end to TEN 44 for 9 yards (K.Byard).	R17

Two-Minute Warning

<u>1-10-TEN 44</u>	(2:00) C.Ivory right tackle to TEN 40 for 4 yards (A.Jackson, D.Jones).	
	Timeout #2 by TEN at 01:45.	
2-6-TEN 40	(1:45) (Shotgun) J.Allen pass short left to R.McCloud to TEN 33 for 7 yards (B.Orakpo). Screen pass, caught at TEN 44. Key block: D.Dawkins.	P18
	Timeout #3 by TEN at 01:37.	
<u>1-10-TEN 33</u>	(1:36) C.Ivory right guard to TEN 26 for 7 yards (K.Byard, A.Jackson).	
2-3-TEN 26	(:52) L.McCoy up the middle to TEN 25 for 1 yard (K.Byard).	
3-2-TEN 25	(:17) J.Allen left guard to TEN 28 for -3 yards (B.Orakpo).	
	Timeout #1 by BUF at 00:04.	
4-5-TEN 28	(:03) S.Hauschka 46 yard field goal is GOOD, Center-R.Ferguson, Holder-C.Bojorquez.	
	End of game - 3:48 pm	

TEN 12 BUF 13, 11 plays, 47 yards, 4:43 drive, 15:00 elapsed



Tennessee Titans vs Buffalo Bills at New Era Field								
END OF QUARTER	Score	Time Poss	First Downs				Efficiencies	
			R	P	X	T	3 Down	4 Down
Tennessee Titans	12	7:38	2	1	1	4	2/4	0/0
Buffalo Bills	13	7:22	1	3	0	4	2/3	0/0

# Miscellaneous Statistics Report

Tennessee Titans vs Buffalo Bills

10/7/2018 at New Era Field

## Ten Longest Plays for Tennessee Titans

Yards	Qtr	Play Start	Play Description
23	3	1-10-TEN 25	(6:30) M.Mariota pass deep right to C.Davis to TEN 48 for 23 yards (P.Gaines) [H.Phillips]. Caught at TEN 45, crossing to middle.
19	2	1-10-TEN 49	(2:00) M.Mariota pass short left to T.Taylor to BUF 32 for 19 yards (M.Milano). Caught in flat at BUF 37.
15	2	1-10-TEN 22	(3:45) D.Lewis right tackle to TEN 37 for 15 yards (D.Marlowe).
14	2	2-6-TEN 24	(11:38) D.Henry right tackle to TEN 38 for 14 yards (D.Marlowe).
13	1	3-10-TEN 25	(14:50) (Shotgun) M.Mariota pass short left to T.Sharpe pushed ob at TEN 38 for 13 yards (R.Lewis). Caught along sideline at TEN 38.
13	4	3-8-TEN 49	(14:17) (Shotgun) M.Mariota pass short middle to T.Sharpe to BUF 38 for 13 yards (T.Johnson). Stop pattern, caught at BUF 39.
12	4	2-9-TEN 47	(7:28) (No Huddle) D.Henry up the middle to BUF 41 for 12 yards (M.Milano).
11	2	3-11-TEN 11	(4:14) (Shotgun) M.Mariota pass short middle to C.Davis to TEN 22 for 11 yards (R.Lewis). Caught at TEN 19, slanting from right. Measurement = first down. Buffalo challenged the first down ruling, and the play was Upheld. The ruling on the field stands. (Timeout #3.)
11	3	1-10-TEN 36	(:32) (Shotgun) M.Mariota pass short right to C.Davis to TEN 47 for 11 yards (T.Edmunds). Swing pass, caught at TEN 36.
10	3	2-9-TEN 6	(9:13) M.Mariota pass short left to D.Lewis to TEN 16 for 10 yards (T.Edmunds; L.Alexander). Flip pass, caught at TEN 9.

## Ten Longest Plays for Buffalo Bills

Yards	Qtr	Play Start	Play Description
16	1	2-12-BUF 6	(7:24) L.McCoy up the middle to BUF 22 for 16 yards (K.Byard).
14	1	2-10-TEN 14	(9:12) J.Allen scrambles left tackle for 14 yards, TOUCHDOWN.
13	4	3-3-BUF 32	(3:27) (Shotgun) J.Allen pass short left to L.McCoy to BUF 45 for 13 yards (K.Lewis, L.Ryan). Out-pattern, caught at BUF 33.
12	2	2-10-BUF 41	(14:24) J.Allen pass short middle to C.Clay to TEN 47 for 12 yards (K.Byard). Caught at TEN 49, slanting to left.
12	3	1-10-TEN 49	(5:46) L.McCoy right guard to TEN 37 for 12 yards (L.Ryan, K.Lewis).
12	4	3-10-BUF 25	(9:12) (Shotgun) J.Allen pass short right to Z.Jones to BUF 37 for 12 yards (A.Jackson). Stop pattern, caught at BUF 37.
11	2	1-10-TEN 26	(7:09) J.Allen pass short right to K.Benjamin to TEN 15 for 11 yards (L.Ryan). Caught in flat at TEN 16.
10	2	3-11-TEN 38	(8:27) (No Huddle, Shotgun) J.Allen pass short left to L.McCoy to TEN 28 for 10 yards (L.Ryan). Swing pass, caught at TEN
9	3	1-10-TEN 37	(5:09) L.McCoy right guard pushed ob at TEN 28 for 9 yards (A.Jackson).
9	4	2-8-BUF 47	(2:12) (Shotgun) C.Ivory right end to TEN 44 for 9 yards (K.Byard).

## Touchdown Scoring Information

		Offense	Defense	Special Teams
VISITOR	Tennessee Titans	0	0	0
HOME	Buffalo Bills	1	0	0

## Player Scoring Information

Club	Player	TD	Rush TD	Rec TD	KO TD	Punt TD	Int TD	Fum TD	Misc TD	FG	XP	2Pt Rush	2Pt Rec	Sfty	Points
TEN	R.Succop	0	0	0	0	0	0	0	0	4	0	0	0	0	12
BUF	S.Hauschka	0	0	0	0	0	0	0	0	2	1	0	0	0	7
BUF	J.Allen	0	1	0	0	0	0	0	0	0	0	0	0	0	6

## Possession Detail

	First Half		Second Half		Game	
	Visitor	Home	Visitor	Home	Visitor	Home
Largest Lead	0	7	2	4	2	7
Drives Leading	0	3	0	4	0	7
Time of Possession Leading	0:00	11:41	0:00	11:59	0:00	23:40
Largest Deficit	-7	0	-4	-2	-7	-2
Drives Trailing	4	0	4	1	8	1
Time of Possession Trailing	12:22	0:00	13:18	4:43	25:40	4:43
Times Score Tied Up		0		0		0
Lead Changes		1		2		3

# Playtime Percentage

*Percent of playtime per player on offense, defense and special teams*

Tennessee Titans						Buffalo Bills					
		Offense	Defense	Special Teams				Offense	Defense	Special Teams	
Q Spain	G	54 100%		4	19%	V Ducasse	G	65 100%		4	19%
J Conklin	T	54 100%		4	19%	J Mills	T	65 100%		4	19%
J Kline	G	54 100%		4	19%	J Miller	G	65 100%		4	19%
B Jones	C	54 100%				D Dawkins	T	65 100%		4	19%
M Mariota	QB	54 100%				J Allen	QB	65 100%			
C Davis	WR	49 91%				R Bodine	C	65 100%			
J Smith	TE	42 78%		3	14%	Z Jones	WR	50 77%			
T Marz	G	37 69%		4	19%	C Clay	TE	49 75%			
D Lewis	RB	34 63%				L McCoy	RB	47 72%			
T Sharpe	WR	33 61%				K Benjamin	WR	42 65%			
L Stocker	TE	32 59%		11	52%	A Holmes	WR	33 51%		13	62%
T Taylor	WR	25 46%				L Thomas	TE	24 37%		10	48%
D Henry	RB	21 39%				J Croom	TE	21 32%		4	19%
N Williams	WR	19 35%		3	14%	C Ivory	RB	18 28%			
T Lewan	T	17 31%		1	5%	P DiMarco	FB	13 20%		11	52%
D Jennings	WR	8 15%		7	33%	R McCloud	WR	13 20%		2	10%
M Pruitt	TE	7 13%		6	29%	R Foster	WR	8 12%		2	10%
J Brown	LB		65 100%	8	38%	J Sirles	G	6 9%		4	19%
K Lewis	FS		65 100%	6	29%	T Jones	RB	1 2%		13	62%
K Byard	FS		65 100%	3	14%	J Poyer	FS		54 100%	4	19%
L Ryan	CB		58 89%	3	14%	D Marlowe	SS		54 100%	4	19%
M Butler	CB		53 82%	7	33%	T White	CB		54 100%	4	19%
J Casey	DT		53 82%	1	5%	T Edmunds	LB		54 100%	4	19%
R Evans	LB		48 74%			M Milano	LB		53 98%	8	38%
D Morgan	LB		46 71%	1	5%	P Gaines	CB		40 74%	9	43%
A Jackson	CB		45 69%	5	24%	J Hughes	DE		37 69%		
B Orakpo	LB		44 68%	1	5%	T Murphy	DE		36 67%	4	19%
D Jones	DE		42 65%	5	24%	L Alexander	LB		35 65%	8	38%
A Johnson	NT		37 57%	8	38%	K Williams	DT		34 63%	4	19%
H Landry	LB		30 46%	12	57%	T Johnson	CB		27 50%	7	33%
B Logan	NT		17 26%	4	19%	H Phillips	DT		24 44%	8	38%
K Correa	LB		16 25%	11	52%	S Lotulelei	DT		23 43%	4	19%
D Kilgo	NT		11 17%	1	5%	S Lawson	DE		19 35%		
D Bates	LB		9 14%	17	81%	E Yarbrough	DE		17 31%	1	5%
W Compton	LB		8 12%	8	38%	J Phillips	DT		17 31%		
S Finch	LB		3 5%	1	5%	R Lewis	CB		16 30%		
B Trawick	FS			16	76%	J Stanford	LB			13	62%
L Sims	CB			12	57%	R Humber	LB			13	62%
D Cruikshank	FS			12	57%	L Pitts	CB			13	62%
D Fluellen	RB			12	57%	D Lacey	LB			12	57%
R Succop	K			8	38%	S Neal	SS			9	43%
B Kern	P			6	29%	C Bojorquez	P			8	38%
K Durden	CB			6	29%	R Ferguson	LS			8	38%
B Brinkley	LS			6	29%	S Hauschka	K			7	33%
C Levin	C			4	19%	R Groy	G			4	19%

# 2018 TENNESSEE TITANS REGULAR SEASON STATISTICS

## Won 3, Lost 2

Date	W-L	Score	OT	Opponent	Attendance
09/09	L	20-27		at Miami	65,184
09/16	W	20-17		Houston	62,372
09/23	W	9-6		at Jacksonville	64,015
09/30	W	26-23	OT	Philadelphia	69,013
10/07	L	12-13		at Buffalo	68,202
10/14				Baltimore	
10/21				at L.A. Chargers	
11/05				at Dallas	
11/11				New England	
11/18				at Indianapolis	
11/26				at Houston	
12/02				N.Y. Jets	
12/06				Jacksonville	
12/16				at N.Y. Giants	
12/23				Washington	
12/30				Indianapolis	

Statistic	Tenn.	Opp.
<b>Total First Downs</b>	<b>86</b>	<b>94</b>
Rushing	27	35
Passing	50	52
Penalty	9	7
3rd Down: Made/Att	27/72	21/63
3rd Down Pct.	37.5	33.3
4th Down: Made/Att	5/7	2/5
4th Down Pct.	71.4	40.0
<b>Possession Avg.</b>	<b>29:54</b>	<b>30:06</b>
<b>Total Net Yards</b>	<b>1470</b>	<b>1666</b>
Avg. Per Game	294.0	333.2
Total Plays	304	316
Avg. Per Play	4.8	5.3
<b>Net Yards Rushing</b>	<b>536</b>	<b>616</b>
Avg. Per Game	107.2	123.2
Total Rushes	145	139
<b>Net Yards Passing</b>	<b>934</b>	<b>1050</b>
Avg. Per Game	186.8	210.0
Sacked/Yards Lost	9/58	13/75
Gross Yards	992	1125
Att./Completions	150/92	164/106
Completion Pct.	61.3	64.6
Had Intercepted	5	4
<b>Punts/Average</b>	<b>22/49.1</b>	<b>24/47.3</b>
Net Punting Avg.	22/43.3	24/35.7
<b>Penalties/Yards</b>	<b>26/218</b>	<b>38/321</b>
<b>Fumbles/Ball Lost</b>	<b>5/2</b>	<b>7/2</b>
<b>Touchdowns</b>	<b>7</b>	<b>8</b>
Rushing	2	1
Passing	4	6
Returns	1	1

Score By Periods	Q1	Q2	Q3	Q4	OT	PTS
<b>Team</b>	<b>26</b>	<b>3</b>	<b>10</b>	<b>42</b>	<b>6</b>	<b>87</b>
<b>Opponents</b>	<b>7</b>	<b>27</b>	<b>16</b>	<b>33</b>	<b>3</b>	<b>86</b>

Scoring	TD	Rush	Rec	Ret	K-PAT	FG	S	PTS
Succop	0	0	0	0	6/6	13/14	0	45
Cruikshank	1	0	1	0			0	6
C. Davis	1	0	1	0			0	6
Jennings	1	0	0	1			0	6
D. Lewis	1	1	0	0			0	6
Mariota	1	1	0	0			0	6
Sharpe	1	0	1	0			0	6
Taylor	1	0	1	0			0	6
<b>Team</b>	<b>7</b>	<b>2</b>	<b>4</b>	<b>1</b>	<b>6/6</b>	<b>13/14</b>	<b>0</b>	<b>87</b>
<b>Opponents</b>	<b>8</b>	<b>1</b>	<b>6</b>	<b>1</b>	<b>8/8</b>	<b>10/11</b>	<b>0</b>	<b>86</b>

2-Pt Conv: TM 0-0, OPP 0-0

**Sacks:** Casey 3, Brown 2, Correa 2, Butler 1, Finch 1, Landry 1, Ryan 1, Vaccaro 1, Woodyard 1, TM 13, OPP 9

**FUM/Lost:** Mariota 2/0, C. Davis 1/0, D. Lewis 1/1, Taylor 1/1

Rushing	No.	Yds	Avg	Long	TD
Henry	65	219	3.4	14	0
D. Lewis	55	177	3.2	26	1
Mariota	22	122	5.5	17	1
Sharpe	1	16	16.0	16	0
Gabbert	2	2	1.0	1	0
<b>Team</b>	<b>145</b>	<b>536</b>	<b>3.7</b>	<b>26</b>	<b>2</b>
<b>Opponents</b>	<b>139</b>	<b>616</b>	<b>4.4</b>	<b>21</b>	<b>1</b>

Receiving	No.	Yds	Avg	Long	TD
C. Davis	26	361	13.9	51	1
D. Lewis	21	130	6.2	17	0
Taylor	17	169	9.9	19	1
Sharpe	7	88	12.6	17	1
Stocker	5	63	12.6	31	0
Walker	4	52	13.0	16	0
Jennings	3	19	6.3	7	0
Henry	3	12	4.0	13	0
Matthews	3	11	3.7	4	0
J. Smith	2	21	10.5	12	0
Cruikshank	1	66	66.0	66t	1
<b>Team</b>	<b>92</b>	<b>992</b>	<b>10.8</b>	<b>66t</b>	<b>4</b>
<b>Opponents</b>	<b>106</b>	<b>1125</b>	<b>10.6</b>	<b>75t</b>	<b>6</b>

Interceptions	No.	Yds	Avg	Long	TD
Jackson	2	7	3.5	7	0
Butler	1	34	34.0	34	0
Vaccaro	1	0	0.0	0	0
<b>Team</b>	<b>4</b>	<b>41</b>	<b>10.3</b>	<b>34</b>	<b>0</b>
<b>Opponents</b>	<b>5</b>	<b>102</b>	<b>20.4</b>	<b>54</b>	<b>0</b>

Punting	No.	Yds	Avg	Net	TB	In	Lg	B
Kern	22	1080	49.1	43.3	2	11	62	0
<b>Team</b>	<b>22</b>	<b>1080</b>	<b>49.1</b>	<b>43.3</b>	<b>2</b>	<b>11</b>	<b>62</b>	<b>0</b>
<b>Opponents</b>	<b>24</b>	<b>1135</b>	<b>47.3</b>	<b>35.7</b>	<b>8</b>	<b>7</b>	<b>68</b>	<b>0</b>

Punt Returns	Ret	FC	Yds	Avg	Long	TD
Matthews	4	0	38	9.5	18	0
Williams	4	1	47	11.8	38	0
Jackson	3	1	34	11.3	26	0
<b>Team</b>	<b>11</b>	<b>2</b>	<b>119</b>	<b>10.8</b>	<b>38</b>	<b>0</b>
<b>Opponents</b>	<b>11</b>	<b>2</b>	<b>87</b>	<b>7.9</b>	<b>42</b>	<b>0</b>

Kickoff Returns	No.	Yds	Avg	Long	TD
Jennings	3	154	51.3	94t	1
<b>Team</b>	<b>3</b>	<b>154</b>	<b>51.3</b>	<b>94t</b>	<b>1</b>
<b>Opponents</b>	<b>4</b>	<b>177</b>	<b>44.3</b>	<b>102t</b>	<b>1</b>

Field Goals	1-19	20-29	30-39	40-49	50+
Succop	0/0	2/2	5/5	3/4	3/3
<b>Team</b>	<b>0/0</b>	<b>2/2</b>	<b>5/5</b>	<b>3/4</b>	<b>3/3</b>
<b>Opponents</b>	<b>0/0</b>	<b>2/2</b>	<b>5/5</b>	<b>3/3</b>	<b>0/1</b>

Succop: (47G,53G) (42G,31G) (39G,48N,36G,28G)

(42G, 33G) (25G,54G,39G,50G)

OPP: (27G,30G) (54N,34G) (46G,38G) (27G,30G,37G) (40G,46G)

Passing	Att	Cmp	Yds	Cmp%	Yds/Att	TD	TD%	Int	Int%	Long	Sack/Lost	Rating
Mariota	103	65	676	63.1	6.56	2	1.9	4	3.9	51	6/33	72.3
Gabbert	45	25	242	55.6	5.38	1	2.2	1	2.2	18t	3/25	68.9
Byard	1	1	66	100.0	66.00	1	100.0	0	0.0	66t	0/0	158.3
Henry	1	1	8	100.0	8.00	0	0.0	0	0.0	8	0/0	100.0
<b>Team</b>	<b>150</b>	<b>92</b>	<b>992</b>	<b>61.3</b>	<b>6.61</b>	<b>4</b>	<b>2.7</b>	<b>5</b>	<b>3.3</b>	<b>66t</b>	<b>9/58</b>	<b>75.8</b>
<b>Opponents</b>	<b>164</b>	<b>106</b>	<b>1125</b>	<b>64.6</b>	<b>6.86</b>	<b>6</b>	<b>3.7</b>	<b>4</b>	<b>2.4</b>	<b>75t</b>	<b>13/75</b>	<b>86.6</b>

## TITANS TURN IN UGLY PERFORMANCE IN 21-0 LOSS TO RAVENS

**BY JIM WYATT**  
**TITANS ONLINE**  
**OCTOBER 14, 2018**

NASHVILLE, Tenn. -- It was an ugly Sunday at Nissan Stadium.

The weather stunk, and on this day, so did the Titans.

On a cloudy and rainy day in Nashville, the end result was a 21-0 loss to the Ravens.

"We have to be better on all levels," Titans coach Mike Vrabel said. "It starts with me, and I have to do a better job, and I will. ... (The Ravens) are a good team - they came out ready to go, and they clearly outplayed us and outcoached us today.

"... That's the headline: The Tennessee Titans didn't do nearly enough in all levels to win the football game, or even make it competitive."

Titans quarterback Marcus Mariota was sacked 11 times in the contest. In the game, the Titans managed just seven first downs, and 106 yards of total offense. The team was 1-of-10 on third down.

The Titans had just 55 yards rushing, and the offense never made it inside the Baltimore 47.

"We got whupped, and that's all it comes down to," receiver Corey Davis said.

Mariota completed 10-of-15 passes for 117 yards in the game, but the team lost 66 yards on the 11 sacks.

"When you don't score point and don't move the ball, it makes it tough on your team," Mariota said. "And we have to be better on offense."

On defense, the Titans had no answers for the Ravens, who led from the start. Baltimore racked up

23 first downs and 361 yards in the game, and went 12-of-17 (71 percent) on third down.

The Titans have now lost back-to-back games since a rousing comeback win over the Eagles in Week 4.

"We lost, we got our ass kicked, and we have to get back right for next Sunday and that is bottom line," Titans safety Kevin Byard said. "You win games, you get respect, and you get national attention. We are getting our asses kicked, so we don't need no national attention. We don't need anything -- we just need to win ball games."

It marked the first shutout for the Titans since the 2010 season. It was also the first shutout for the Titans at Nissan Stadium.

The Titans dropped to 3-3 with the loss, and are now tied with the Jaguars and Texans atop the AFC South. The team travels to London next Sunday to face the Chargers.

The Ravens took a 7-0 lead in the first quarter on a four-yard touchdown pass from quarterback Joe Flacco to receiver Michael Crabtree, which capped off a 17-play, 94 yard drive that took 9:09 off the clock.

The Ravens then extended the lead to 14-0 on a 13-yard touchdown run by Alex Collins. In the third quarter, a two-yard touchdown run by Collins made it 21-0.

"We have to get back, and we have to stick together," Vrabel said. "Because when you don't, that's when bad things happen. ... You don't have any time for hangovers."

The Titans are scheduled to travel to London on Thursday for Sunday's game vs. the Chargers.

"You can't ride too low after bad losses," cornerback Logan Ryan said. "The Chargers don't care -- we just have to play better. ... We have to clean it up. I remember after the Eagles game we were wary about not riding too high.

"We have to respond, and clean it up. I think we are a good team, and we need to start playing good."

Jim Wyatt ✓

@jwyattsports

.@Titans coach Mike Vrabel on Sunday's loss to @Ravens

6:32 PM - Oct 14, 2018

###



# Week 6

## National Football League Game Summary

NFL Copyright © 2018 by The National Football League. All rights reserved. This summary and play-by-play is for the express purpose of assisting media in their coverage of the game; any other use of this material is prohibited without the written permission of the National Football League. Updated: 12/6/2018

Date: Sunday, 10/14/2018 **Baltimore Ravens at Tennessee Titans** Start Time: 3:25 PM Central  
at Nissan Stadium, Nashville, TN

### Game Day Weather

Game Weather: Rain Temp: 66° F (18.9° C) Humidity: 100%, Wind: SE 4 mph  
Played Outdoors on Turf: Grass Outdoor Weather: Rain,

### Officials

Referee: Cheffers, Carl (51) Umpire: Anderson, Barry (20) Down Judge: Mello, Jim (48)  
Line Judge: Arthur, Gary (108) Field Judge: Clark, V. Land (130) Side Judge: Hall, Eugene (103)  
Back Judge: Meyer, Greg (78) Replay Official: Stewart, Charles (0)

### Lineups

Baltimore Ravens				Tennessee Titans			
Offense		Defense		Offense		Defense	
TE	87 M.Williams	DT	98 B.Williams	WR	19 T.Sharpe	DE	90 D.Jones
WR	15 M.Crabtree	NT	93 C.Wormley	TE	88 L.Stocker	NT	94 A.Johnson
WR	13 J.Brown	DE	96 B.Urban	LT	77 T.Lewan	DT	99 J.Casey
LT	79 R.Stanley	RUSH	55 T.Suggs	LG	67 Q.Spain	OLB	91 D.Morgan
LG	72 A.Lewis	MLB	57 C.Mosley	C	60 B.Jones	ILB	55 J.Brown
C	68 M.Skura	WLB	48 P.Onwuasor	RG	64 J.Kline	ILB	54 R.Evans
RG	73 M.Yanda	SAM	99 M.Judon	RT	78 J.Conklin	OLB	98 B.Orakpo
RT	74 J.Hurst	LCB	24 B.Carr	TE	81 J.Smith	CB	26 L.Ryan
TE	89 M.Andrews	SS	23 T.Jefferson	WR	84 C.Davis	SS	28 K.Lewis
QB	5 J.Flacco	FS	32 E.Weddle	QB	8 M.Mariota	FS	31 K.Byard
RB	34 A.Collins	RCB	29 M.Humphrey	RB	22 D.Henry	CB	25 A.Jackson

### Substitutions

P 4 S.Koch, QB 8 L.Jackson, K 9 J.Tucker, WR/RS 10 C.Moore, DB 22 J.Smith, CB 25 T.Young, DB 27 C.Jones, RB 35 G.Edwards, S 36 C.Clark, RB 37 J.Allen, LB 40 K.Young, DB/LB 41 A.Levine Sr., LS 46 M.Cox, LB 49 C.Board, DE 50 A.McClellan, OLB 56 T.Williams, DT 69 W.Henry, C 77 B.Bozeman, T 78 O.Brown Jr., TE 81 H.Hurst, WR 83 W.Snead IV, TE 86 N.Boyle, OLB 90 Z.Smith, DT 97 M.Pierce

### Substitutions

K 4 R.Succop, P 6 B.Kern, WR 13 T.Taylor, WR 15 D.Jennings, WR 17 C.Batson, CB 21 M.Butler, DB 29 D.Cruikshank, RB 32 D.Fluellen, RB 33 D.Lewis, CB 36 L.Sims, S 41 B.Trawick, LB 42 R.Spillane, OLB 44 K.Correa, LS 48 B.Brinkley, LB 53 D.Bates, OLB 56 S.Finch, OLB 58 H.Landry, C/G 62 C.Levin, TE 85 M.Pruitt, TE 86 A.Firkser, DE 92 M.Dickerson, DT 97 D.Kilgo

### Did Not Play

QB 7 B.Gabbert, T/G 71 D.Kelly

### Did Not Play

### Not Active

QB 3 R.Griffin III, WR/RS 17 J.Lasley, CB 28 A.Averett, FB/DL 42 P.Ricard, OLB 54 T.Bowser, C 61 H.Grasu, DT 95 Z.Sieler

### Not Active

DB 20 K.Durden, S 24 K.Vaccaro, LB 51 W.Compton, LB 59 W.Woodyard, G 61 A.Stinnie, T 69 T.Marz, DL 96 B.Logan

### Field Goals (made ( ) & missed)

		1	2	3	4	OT	Total
VISITOR:	Baltimore Ravens	7	7	7	0	0	21
HOME:	Tennessee Titans	0	0	0	0	0	0

### Scoring Plays

Team	Qtr	Time	Play Description (Extra Point) (Drive Info)	Visitor	Home
Ravens	1	1:27	M.Crabtree 4 yd. pass from J.Flacco (J.Tucker kick) (17-94, 9:09)	7	0
Ravens	2	11:56	A.Collins 13 yd. run (J.Tucker kick) (7-52, 2:53)	14	0
Ravens	3	7:40	A.Collins 2 yd. run (J.Tucker kick) (12-78, 7:20)	21	0
Paid Attendance: 64,441				Time: 2:52	

Final Individual Statistics

Baltimore Ravens									Tennessee Titans										
RUSHING				ATT	YDS	AVG	LG	TD	RUSHING				ATT	YDS	AVG	LG	TD		
A.Collins				19	54	2.8	13	2	M.Mariota				2	25	12.5	21	0		
G.Edwards				10	42	4.2	11	0	D.Henry				7	21	3.0	6	0		
L.Jackson				1	22	22.0	22	0	D.Lewis				5	9	1.8	7	0		
J.Flacco				3	4	1.3	3	0											
J.Allen				1	1	1.0	1	0											
H.Hurst				1	0	0.0	0	0											
Total				35	123	3.5	22	2	Total				14	55	3.9	21	0		
PASSING		ATT	CMP	YDS	SK/YD	TD	LG	IN	RT	PASSING		ATT	CMP	YDS	SK/YD	TD	LG	IN	RT
J.Flacco		37	25	238	0/0	1	27	1	82.9	M.Mariota		15	10	117	11/66	0	24	0	90.1
Total		37	25	238	0/0	1	27	1	82.9	Total		15	10	117	11/66	0	24	0	90.1
PASS RECEIVING		TAR		REC	YDS	AVG	LG	TD	PASS RECEIVING		TAR		REC	YDS	AVG	LG	TD		
W.Snead IV		10		7	60	8.6	24	0	T.Sharpe		2		2	33	16.5	17	0		
M.Crabtree		9		6	93	15.5	27	1	A.Firkser		2		2	25	12.5	18	0		
J.Allen		3		3	18	6.0	11	0	D.Lewis		2		2	5	2.5	5	0		
C.Moore		3		3	12	4.0	6	0	C.Davis		4		1	24	24.0	24	0		
J.Brown		3		2	28	14.0	23	0	T.Taylor		2		1	13	13.0	13	0		
M.Andrews		4		2	20	10.0	13	0	J.Smith		1		1	12	12.0	12	0		
N.Boyle		4		2	7	3.5	8	0	D.Henry		1		1	5	5.0	5	0		
H.Hurst		1		0	0	0.0	0	0											
Total		37		25	238	9.5	27	1	Total		14		10	117	11.7	24	0		
INTERCEPTIONS		NO		YDS	AVG	LG	TD	INTERCEPTIONS		NO		YDS	AVG	LG	TD				
Total		0		0	0	0	0	K.Byard		1		0	0.0	0	0				
Total		0		0	0	0	0	Total		1		0	0.0	0	0				
PUNTING		NO	YDS	AVG	NET	TB	IN20	LG	PUNTING		NO	YDS	AVG	NET	TB	IN20	LG		
S.Koch		4	175	43.8	43.8	0	2	48	B.Kern		9	375	41.7	36.1	0	3	52		
Total		4	175	43.8	43.8	0	2	48	Total		9	375	41.7	36.1	0	3	52		
PUNT RETURNS		NO	YDS	AVG	FC	LG	TD	PUNT RETURNS		NO	YDS	AVG	FC	LG	TD				
C.Jones		4	50	12.5	2	26	0	C.Batson		1	0	0.0	0	0	0				
[OUT OF BOUNDS]		3	0	0.0	0	0	0	[DOWNED]		1	0	0.0	0	0	0				
								[OUT OF BOUNDS]		2	0	0.0	0	0	0				
Total		4	50	12.5	2	26	0	Total		1	0	0.0	0	0	0				
KICKOFF RETURNS		NO	YDS	AVG	FC	LG	TD	KICKOFF RETURNS		NO	YDS	AVG	FC	LG	TD				
C.Moore		1	20	20.0	0	20	0	D.Jennings		1	20	20.0	0	20	0				
								[TOUCHBACK]		3	0	0.0	0	0	0				
Total		1	20	20.0	0	20	0	Total		1	20	20.0	0	20	0				

Baltimore Ravens

FUMBLES		FUM	LOST	OWN-REC	YDS	TD	FORCED	OPP-REC	YDS	TD	OUT-BDS
Z.Smith		0	0	0	0	0	1	0	0	0	0
Total		0	0	0	0	0	1	0	0	0	0

Tennessee Titans

FUMBLES		FUM	LOST	OWN-REC	YDS	TD	FORCED	OPP-REC	YDS	TD	OUT-BDS
M.Mariota		1	0	1	0	0	0	0	0	0	0
Total		1	0	1	0	0	0	0	0	0	0

## Final Team Statistics

	Visitor Ravens	Home Titans
TOTAL FIRST DOWNS	23	7
By Rushing	9	1
By Passing	13	5
By Penalty	1	1
THIRD DOWN EFFICIENCY	12-17-71%	1-10-10%
FOURTH DOWN EFFICIENCY	1-1-100%	0-0-0%
TOTAL NET YARDS	361	106
Total Offensive Plays (inc. times thrown passing)	72	40
Average gain per offensive play	5.0	2.7
NET YARDS RUSHING	123	55
Total Rushing Plays	35	14
Average gain per rushing play	3.5	3.9
Tackles for a loss-number and yards	2-3	1-2
NET YARDS PASSING	238	51
Times thrown - yards lost attempting to pass	0-0	11-66
Gross yards passing	238	117
PASS ATTEMPTS-COMPLETIONS-HAD INTERCEPTED	37-25-1	15-10-0
Avg gain per pass play (inc.# thrown passing)	6.4	2.0
KICKOFFS Number-In End Zone-Touchbacks	4-3-3	1-0-0
PUNTS Number and Average	4-43.8	9-41.7
Had Blocked	0	0
FGs - PATs Had Blocked	0-0	0-0
Net Punting Average	43.8	36.1
TOTAL RETURN YARDAGE (Not Including Kickoffs)	50	0
No. and Yards Punt Returns	4-50	1-0
No. and Yards Kickoff Returns	1-20	1-20
No. and Yards Interception Returns	0-0	1-0
PENALTIES Number and Yards	10-70	4-35
FUMBLES Number and Lost	0-0	1-0
TOUCHDOWNS	3	0
Rushing	2	0
Passing	1	0
EXTRA POINTS Made-Attempts	3-3	0-0
Kicking Made-Attempts	3-3	0-0
FIELD GOALS Made-Attempts	0-0	0-0
RED ZONE EFFICIENCY	3-3-100%	0-0-0%
GOAL TO GO EFFICIENCY	2-2-100%	0-0-0%
SAFETIES	0	0
FINAL SCORE	21	0
TIME OF POSSESSION	37:34	22:26

# Ball Possession And Drive Chart

## Baltimore Ravens

#	Time Recd	Time Lost	Time Poss	How Ball Obtained	Drive Began	# Play	Yds Gain	Yds Pen	Net Yds	1st Down	Last Scrm	How Given Up
1	10:36	1:27	9:09	Punt	BLT 6	17	89	5	94	7	* TEN 4	Touchdown
2	14:49	11:56	2:53	Punt	BLT 48	7	52	0	52	3	* TEN 13	Touchdown
3	7:06	5:41	1:25	Punt	BLT 13	3	4	0	4	0	BLT 17	Punt
4	4:12	0:57	3:15	Punt	BLT 16	8	33	0	33	2	BLT 49	Interception
5	0:17	0:00	0:17	Punt	BLT 44	3	14	-5	9	1	TEN 47	End of Half
6	15:00	7:40	7:20	Kickoff	BLT 22	12	93	-15	78	6	* TEN 2	Touchdown
7	5:47	4:51	0:56	Punt	50	3	3	0	3	0	TEN 47	Punt
8	0:44	13:44	2:00	Punt	BLT 15	5	21	0	21	1	BLT 36	Punt
9	12:41	5:35	7:06	Punt	BLT 21	9	42	-20	22	2	BLT 43	Punt
10	3:13	0:00	3:13	Punt	TEN 36	5	10	0	10	1	TEN 25	End of Game

(299) Average BLT 30

## Tennessee Titans

#	Time Recd	Time Lost	Time Poss	How Ball Obtained	Drive Began	# Play	Yds Gain	Yds Pen	Net Yds	1st Down	Last Scrm	How Given Up
1	15:00	10:36	4:24	Kickoff	TEN 25	7	20	5	25	2	50	Punt
2	1:27	14:49	1:38	Kickoff	TEN 23	3	0	-10	-10	0	TEN 13	Punt
3	11:56	7:06	4:50	Kickoff	TEN 25	7	43	-15	28	2	BLT 47	Punt
4	5:41	4:12	1:29	Punt	TEN 35	3	-8	0	-8	0	TEN 27	Punt
5	0:57	0:17	0:40	Interception	TEN 23	4	14	0	14	1	TEN 37	Punt
6	7:40	5:47	1:53	Kickoff	TEN 25	3	-3	0	-3	0	TEN 22	Punt
7	4:51	0:44	4:07	Punt	TEN 2	7	46	0	46	2	TEN 48	Punt
8	13:44	12:41	1:03	Punt	TEN 28	3	-1	0	-1	0	TEN 27	Punt
9	5:35	3:13	2:22	Punt	TEN 11	3	-5	0	-5	0	TEN 6	Punt

(197) Average TEN 22

\* inside opponent's 20

Time of Possession by Quarter		1st	2nd	3rd	4th	OT	Total
Visitor	Baltimore Ravens	9:09	7:50	9:00	11:35		37:34
Home	Tennessee Titans	5:51	7:10	6:00	3:25		22:26
Kickoff Drive No.-Start Average		Ravens: 1 - BLT 22		Titans: 4 - TEN 24			

# Final Defensive Statistics

Baltimore Ravens	Regular Defensive Plays												Special Teams					Misc			
	TKL	AST	COMB	SK	/ YDS	TFL	Q	IN	PD	FF	FR		TKL	AST	FF	FR	BL	TKL	AST	FF	FR
Z.Smith	4	1	5	3	18	3	2	0	0	1	0		0	0	0	0	0	0	0	0	0
P.Onwuasor	3	1	4	2	14	2	2	0	0	0	0		0	0	0	0	0	0	0	0	0
C.Mosley	3	1	4	0	0	0	0	0	0	0	0		0	0	0	0	0	0	0	0	0
E.Weddle	2	2	4	0	0	0	0	0	0	0	0		0	0	0	0	0	0	0	0	0
M.Judon	3	0	3	1	8	1	1	0	0	0	0		0	0	0	0	0	0	0	0	0
B.Carr	3	0	3	0	0	0	0	0	0	0	0		0	0	0	0	0	0	0	0	0
T.Suggs	2	1	3	1	8	1	1	0	0	0	0		0	0	0	0	0	0	0	0	0
K.Young	2	1	3	1	3	1	1	0	0	0	0		0	0	0	0	0	0	0	0	0
T.Jefferson	2	1	3	1	7	1	1	0	0	0	0		0	0	0	0	0	0	0	0	0
M.Pierce	1	1	2	0	0	0	0	0	0	0	0		0	0	0	0	0	0	0	0	0
J.Smith	0	2	2	0	0	0	0	0	0	0	0		0	0	0	0	0	0	0	0	0
C.Wormley	1	0	1	1	6	1	1	0	0	0	0		0	0	0	0	0	0	0	0	0
A.Levine Sr.	1	0	1	1	2	1	0	0	0	0	0		0	0	0	0	0	0	0	0	0
B.Williams	1	0	1	0	0	0	0	0	0	0	0		0	0	0	0	0	0	0	0	0
T.Young	1	0	1	0	0	0	0	0	0	0	0		0	0	0	0	0	0	0	0	0
C.Clark	1	0	1	0	0	0	0	0	0	0	0		0	0	0	0	0	0	0	0	0
M.Humphrey	1	0	1	0	0	0	0	0	0	0	0		0	0	0	0	0	0	0	0	0
A.McClellan	0	0	0	0	0	0	0	0	0	0	0		1	0	0	0	0	0	0	0	0
C.Jones	0	0	0	0	0	0	0	0	0	0	0		0	1	0	0	0	0	0	0	0
C.Board	0	0	0	0	0	0	0	0	0	0	0		0	1	0	0	0	0	0	0	0
W.Snead IV	0	0	0	0	0	0	0	0	0	0	0		0	0	0	0	0	1	0	0	0
Total	31	11	42	11	66	11	9	0	0	1	0		1	2	0	0	0	1	0	0	0

TKL = Tackle AST = Assist COMB = Combined QH=QB Hit IN = Interception PD = Pass Defense FF = Forced Fumble FR = Fumble Recovery

Tennessee Titans	Regular Defensive Plays												Special Teams					Misc			
	TKL	AST	COMB	SK	/ YDS	TFL	QH	IN	PD	FF	FR		TKL	AST	FF	FR	BL	TKL	AST	FF	FR
A.Jackson	8	0	8	0	0	0	0	0	0	0	0		0	0	0	0	0	0	0	0	0
R.Evans	5	2	7	0	0	1	0	0	0	0	0		0	0	0	0	0	0	0	0	0
J.Casey	5	2	7	0	0	0	0	0	0	0	0		0	0	0	0	0	0	0	0	0
J.Brown	4	3	7	0	0	0	0	0	0	0	0		0	0	0	0	0	0	0	0	0
K.Lewis	3	3	6	0	0	0	0	0	0	0	0		0	0	0	0	0	0	0	0	0
L.Ryan	3	2	5	0	0	0	0	0	1	0	0		0	0	0	0	0	0	0	0	0
M.Butler	4	0	4	0	0	0	0	0	1	0	0		0	0	0	0	0	0	0	0	0
K.Byard	3	1	4	0	0	0	1	1	1	0	0		1	0	0	0	0	0	0	0	0
B.Orakpo	0	4	4	0	0	0	0	0	0	0	0		0	0	0	0	0	0	0	0	0
K.Correa	2	1	3	0	0	0	0	0	0	0	0		0	0	0	0	0	0	0	0	0
D.Jones	2	0	2	0	0	1	0	0	1	0	0		0	0	0	0	0	0	0	0	0
D.Cruikshank	2	0	2	0	0	1	0	0	0	0	0		0	0	0	0	0	0	0	0	0
A.Johnson	1	1	2	0	0	0	0	0	1	0	0		0	0	0	0	0	0	0	0	0
D.Bates	1	1	2	0	0	0	0	0	0	0	0		3	0	0	0	0	0	0	0	0
S.Finch	1	1	2	0	0	0	0	0	0	0	0		0	0	0	0	0	0	0	0	0
H.Landry	1	0	1	0	0	0	0	0	1	0	0		0	0	0	0	0	0	0	0	0
M.Dickerson	0	1	1	0	0	0	0	0	0	0	0		0	0	0	0	0	0	0	0	0
D.Fluellen	0	0	0	0	0	0	0	0	0	0	0		1	0	0	0	0	0	0	0	0
M.Mariota	0	0	0	0	0	0	0	0	0	0	0		0	0	0	0	0	0	0	0	1
Total	45	22	67	0	0	3	1	1	6	0	0		5	0	0	0	0	0	0	0	1



## 10/14/2018 at Nissan Stadium

## PERIOD SCORES

Ravens	$7 \cdot 7 = 14$
Titans	$0 \cdot 0 = 0$

## TIME OF POSSESSION

Ravens	16:59
Titans	13:01

## Scoring Plays

	Baltimore Ravens	Tennessee Titans
TOTAL FIRST DOWNS	13	5
First Downs Rushing-Passing-by Penalty	2 - 10 - 1	0 - 4 - 1
THIRD DOWN EFFICIENCY	8-9-89%	1-6-17%
TOTAL NET YARDS	192	69
Total Offensive Plays	38	24
NET YARDS RUSHING	36	25
NET YARDS PASSING	156	44
Gross Yards Passing	156	81
Times thrown-yards lost attempting to pass	0-0	6-37
Pass Attempts-Completions-Had Intercepted	23 - 15 - 1	10 - 7 - 0
Punts-Number and Average	1 - 48	5 - 42.8
Penalties-Number and Yards	5 - 35	4 - 35
Fumbles-Number and Lost	0 - 0	1 - 0
Red Zone Efficiency	2-2-100%	0-0-0%
Average Drive Start	BLT 25	TEN 26

[illegible]

10/14/2018 at Nissan Stadium

[illegible]

BLT wins the coin toss and elects to defer. TEN elects to Receive, and BLT elects to defend the north goal.

J.Tucker kicks 65 yards from BLT 35 to end zone, Touchback.

Tennessee Titans at 15:00

1-10-TEN 25	(15:00) (Shotgun) D.Henry right guard to TEN 28 for 3 yards (B.Williams, P.Onwuasor).	
2-7-TEN 28	(14:21) (Shotgun) M.Mariota pass deep left to T.Sharpe to TEN 45 for 17 yards (B.Carr).	P1
1-10-TEN 45	(13:47) (No Huddle, Shotgun) D.Henry right guard to TEN 49 for 4 yards (T.Suggs).	
2-6-TEN 49	(13:25) (No Huddle, Shotgun) M.Mariota pass short middle to D.Henry to BLT 46 for 5 yards (C.Mosley).	
3-1-BLT 46	(13:00) (No Huddle) D.Henry right guard to BLT 48 for -2 yards (T.Jefferson).	
	PENALTY on BLT-C.Wormley, Defensive Offside, 5 yards, enforced at BLT 46 - No Play.	X2
1-10-BLT 41	(12:36) D.Henry left end to BLT 37 for 4 yards (K.Young, T.Suggs).	
2-6-BLT 37	(12:01) M.Mariota sacked at BLT 43 for -6 yards (C.Wormley).	
3-12-BLT 43	(11:25) (Shotgun) M.Mariota sacked at 50 for -7 yards (Z.Smith).	
4-19-50	(10:45) (Punt formation) B.Kern punts 44 yards to BLT 6, Center-B.Brinkley, out of bounds.	

Baltimore Ravens at 10:36

1-10-BLT 6	(10:36) J.Flacco pass deep left to M.Crabtree to BLT 27 for 21 yards (A.Jackson).	P1
1-10-BLT 27	(9:58) A.Collins right end to BLT 26 for -1 yards (R.Evans, B.Orakpo).	
2-11-BLT 26	(9:19) (Shotgun) A.Collins left guard to BLT 27 for 1 yard (J.Casey; R.Evans).	
3-10-BLT 27	(8:47) (Shotgun) J.Flacco pass short right to J.Allen pushed ob at BLT 38 for 11 yards (D.Bates; L.Ryan).	P2
1-10-BLT 38	(8:09) A.Collins left end pushed ob at BLT 41 for 3 yards (A.Jackson).	
2-7-BLT 41	(7:33) (Shotgun) J.Flacco pass short right to C.Moore to BLT 47 for 6 yards (M.Butler).	
3-1-BLT 47	(6:51) J.Flacco up the middle to 50 for 3 yards (M.Dickerson; A.Johnson).	R3
1-10-50	(6:13) (Shotgun) A.Collins left end pushed ob at TEN 46 for 4 yards (K.Lewis).	
2-6-TEN 46	(5:37) J.Allen right tackle to TEN 45 for 1 yard (A.Jackson).	
3-5-TEN 45	(5:07) (Shotgun) J.Flacco pass short right to J.Allen pushed ob at TEN 39 for 6 yards (D.Bates).	P4
1-10-TEN 39	(4:29) H.Hurst left end to TEN 39 for no gain (J.Brown; K.Byard).	
2-10-TEN 39	(3:51) (Shotgun) A.Collins right guard to TEN 36 for 3 yards (J.Brown, B.Orakpo).	
3-7-TEN 36	(3:10) (Shotgun) J.Flacco pass incomplete short left to J.Allen (D.Bates).	
	PENALTY on TEN-J.Brown, Defensive Holding, 5 yards, enforced at TEN 36 - No Play.	X5
1-10-TEN 31	(3:03) J.Flacco pass incomplete short right to N.Boyle (A.Johnson).	
2-10-TEN 31	(2:59) (Shotgun) J.Flacco pass deep left to M.Crabtree pushed ob at TEN 4 for 27 yards (M.Butler).	P6
1-4-TEN 4	(2:18) A.Collins left end to TEN 4 for no gain (L.Ryan).	
2-4-TEN 4	(1:37) (Shotgun) J.Flacco pass incomplete short right to N.Boyle.	
3-4-TEN 4	(1:32) (Shotgun) J.Flacco pass short left to M.Crabtree for 4 yards, TOUCHDOWN.	P7
	J.Tucker extra point is GOOD, Center-M.Cox, Holder-S.Koch.	

BLT 7 TEN 0, 17 plays, 94 yards, 1 penalty, 9:09 drive, 13:33 elapsed
-----------------------------------------------------------------------

J.Tucker kicks 64 yards from BLT 35 to TEN 1. D.Jennings to TEN 25 for 24 yards (K.Young).

PENALTY on BLT-C.Moore, Illegal Formation, 5 yards, enforced at BLT 35 - No Play.

J.Tucker kicks 67 yards from BLT 30 to TEN 3. D.Jennings to TEN 23 for 20 yards (C.Jones; C.Board).

Tennessee Titans at 1:27, (1st play from scrimmage 1:14)

1-10-TEN 23	(1:14) (Shotgun) D.Lewis right tackle to TEN 25 for 2 yards (M.Pierce).	
2-8-TEN 25	(:40) (No Huddle) M.Mariota pass incomplete deep middle to T.Taylor.	
	Timeout #1 by TEN at 00:33.	
3-8-TEN 25	(:33) PENALTY on BLT-Z.Smith, Neutral Zone Infraction, 5 yards, enforced at TEN 25 - No Play.	
3-3-TEN 30	(:33) (Shotgun) M.Mariota scrambles right tackle to TEN 36 for 6 yards (Z.Smith).	
	PENALTY on TEN-J.Conklin, Unnecessary Roughness, 15 yards, enforced at TEN 30 - No Play.	
	Penalty on TEN-J.Conklin, Offensive Holding, declined.	
3-18-TEN 15	(:08) (Shotgun) M.Mariota sacked ob at TEN 13 for -2 yards (A.Levine Sr.).	

END OF QUARTER

	Score	Time Poss	First Downs				Efficiencies	
			R	P	X	T	3 Down	4 Down
Baltimore Ravens	7	9:09	1	5	1	7	4/4	0/0
Tennessee Titans	0	5:51	0	1	1	2	0/2	0/0

## Play By Play

## Second Quarter

10/14/2018

Tennessee Titans continued.

4-20-TEN 13 (15:00) (Punt formation) B.Kern punts 45 yards to BLT 42, Center-B.Brinkley. C.Jones to BLT 48 for 6 yards (D.Bates).

Baltimore Ravens at 14:49

1-10-BLT 48 (14:49) A.Collins up the middle to BLT 49 for 1 yard (A.Johnson).

2-9-BLT 49 (14:14) (Shotgun) J.Flacco pass incomplete deep right to W.Snead IV.

3-9-BLT 49 (14:07) (Shotgun) J.Flacco pass short middle to W.Snead IV to TEN 40 for 11 yards (K.Lewis; B.Orakpo).

P8

1-10-TEN 40 (13:32) (Shotgun) G.Edwards up the middle to TEN 36 for 4 yards (D.Jones).

2-6-TEN 36 (12:49) (Shotgun) J.Flacco pass incomplete short right to H.Hurst.

3-6-TEN 36 (12:44) (Shotgun) J.Flacco pass deep left to J.Brown pushed ob at TEN 13 for 23 yards (A.Jackson).

P9

1-10-TEN 13 (12:02) A.Collins left guard for 13 yards, TOUCHDOWN.

R10

J.Tucker extra point is GOOD, Center-M.Cox, Holder-S.Koch.

BLT 14 TEN 0, 7 plays, 52 yards, 2:53 drive, 3:04 elapsed
-----------------------------------------------------------

J.Tucker kicks 65 yards from BLT 35 to end zone, Touchback.

Tennessee Titans at 11:56

1-10-TEN 25 (11:56) (Shotgun) M.Mariota pass short middle to T.Sharpe to TEN 41 for 16 yards (E.Weddle; J.Smith).

P3

1-10-TEN 41 (11:25) (No Huddle, Shotgun) D.Lewis left tackle to TEN 48 for 7 yards (E.Weddle, C.Mosley).

2-3-TEN 48 (11:02) (No Huddle, Shotgun) M.Mariota pass short left to T.Taylor to 50 for 2 yards (Z.Smith, J.Smith).

PENALTY on TEN-T.Lewan, Offensive Holding, 10 yards, enforced at TEN 48 - No Play.

2-13-TEN 38 (10:35) (Shotgun) M.Mariota pass short left to J.Smith pushed ob at 50 for 12 yards (E.Weddle).

3-1-50 (10:20) M.Mariota up the middle to 50 for no gain (B.Williams).

PENALTY on TEN, Illegal Shift, 5 yards, enforced at 50 - No Play.

3-6-TEN 45 (9:59) (Shotgun) M.Mariota pass short middle to A.Firkser to BLT 37 for 18 yards (T.Young).

P4

1-10-BLT 37 (9:19) (Shotgun) M.Mariota sacked at BLT 44 for -7 yards (P.Onwuasor).

2-17-BLT 44 (8:35) (Shotgun) M.Mariota scrambles right end ran ob at BLT 40 for 4 yards (B.Carr).

3-13-BLT 40 (7:52) (Shotgun) M.Mariota sacked at BLT 47 for -7 yards (Z.Smith). FUMBLES (Z.Smith), and recovers at BLT 47. M.Mariota to BLT 47 for no gain (Z.Smith).

4-20-BLT 47 (7:13) (Punt formation) B.Kern punts 34 yards to BLT 13, Center-B.Brinkley, fair catch by C.Jones.

Baltimore Ravens at 7:06

1-10-BLT 13 (7:06) (Shotgun) J.Flacco pass short right to W.Snead IV to BLT 13 for no gain (A.Jackson).

2-10-BLT 13 (6:30) (Shotgun) J.Flacco pass short left to W.Snead IV pushed ob at BLT 17 for 4 yards (K.Correa).

3-6-BLT 17 (5:55) (Shotgun) J.Flacco pass incomplete deep middle to W.Snead IV.

4-6-BLT 17 (5:48) (Punt formation) S.Koch punts 48 yards to TEN 35, Center-M.Cox, out of bounds.

Tennessee Titans at 5:41

1-10-TEN 35 (5:41) D.Henry up the middle to TEN 35 for no gain (C.Clark).

2-10-TEN 35 (5:05) (Shotgun) M.Mariota pass incomplete short right to C.Davis.

3-10-TEN 35 (5:00) (Shotgun) M.Mariota sacked at TEN 27 for -8 yards (T.Suggs).

4-18-TEN 27 (4:24) (Punt formation) B.Kern punts 46 yards to BLT 27, Center-B.Brinkley. C.Jones to BLT 31 for 4 yards (K.Byard).

PENALTY on BLT-M.Judon, Unnecessary Roughness, 15 yards, enforced at BLT 31.

Baltimore Ravens at 4:12

1-10-BLT 16 (4:12) J.Flacco pass short right to C.Moore to BLT 18 for 2 yards (R.Evans).

2-8-BLT 18 (3:23) A.Collins up the middle to BLT 16 for -2 yards (D.Jones).

3-10-BLT 16 (2:43) (Shotgun) J.Flacco pass deep right to M.Crabtree pushed ob at BLT 36 for 20 yards (M.Butler).

P11

Tennessee challenged the pass completion ruling, and the play was Upheld. The ruling on the field was confirmed. (Timeout #2.)

1-10-BLT 36 (2:26) (Shotgun) G.Edwards left tackle to BLT 40 for 4 yards (R.Evans).

Two-Minute Warning

2-6-BLT 40 (2:00) (Shotgun) J.Flacco pass incomplete deep left to M.Crabtree (M.Butler).

3-6-BLT 40 (1:54) (Shotgun) J.Flacco pass short middle to M.Andrews to BLT 47 for 7 yards (K.Lewis).

P12

Timeout #3 by TEN at 01:25.

1-10-BLT 47 (1:24) (Shotgun) J.Flacco scrambles up the middle to BLT 49 for 2 yards (H.Landry).

2-8-BLT 49 (1:04) (No Huddle, Shotgun) J.Flacco pass deep right intended for W.Snead IV INTERCEPTED by K.Byard (L.Ryan) at TEN 23. K.Byard to TEN 23 for no gain (W.Snead IV).

Tennessee Titans at 0:57

Baltimore Ravens vs Tennessee Titans at Nissan Stadium

1-10-TEN 23	(:57) (Shotgun) M.Mariota pass short left to T.Taylor ran ob at TEN 36 for 13 yards.	P5
<u>1-10-TEN 36</u>	(:52) (Shotgun) M.Mariota pass short left to D.Lewis pushed ob at TEN 36 for no gain (M.Humphrey).	
2-10-TEN 36	(:46) (Shotgun) M.Mariota pass incomplete deep left to C.Davis.	
3-10-TEN 36	(:40) (Shotgun) D.Lewis up the middle to TEN 37 for 1 yard (M.Judon).	
	Timeout #1 by BLT at 00:35.	
4-9-TEN 37	(:35) (Punt formation) B.Kern punts 45 yards to BLT 18, Center-B.Brinkley. C.Jones to BLT 44 for 26 yards (D.Fluellen).	
Baltimore Ravens at 0:17		
1-10-BLT 44	(:17) (Shotgun) J.Flacco pass short right to J.Allen to BLT 45 for 1 yard (M.Butler).	
	Timeout #2 by BLT at 00:11.	
2-9-BLT 45	(:11) (Shotgun) J.Flacco pass short middle to M.Andrews to TEN 42 for 13 yards (J.Brown).	P13
	Timeout #3 by BLT at 00:04.	
<u>1-10-TEN 42</u>	(:04) (Field Goal formation) PENALTY on BLT-B.Bozeman, False Start, 5 yards, enforced at TEN 42 - No Play.	
1-15-TEN 47	(:04) (Shotgun) J.Flacco pass incomplete short left to M.Crabtree.	

END OF QUARTER

	Score	Time Poss	First Downs				Efficiencies	
			R	P	X	T	3 Down	4 Down
Baltimore Ravens	14	7:50	1	5	0	6	4/5	0/0
Tennessee Titans	0	7:10	0	3	0	3	1/4	0/0



Third Quarter

10/14/2018

Play By Play

BLT elects to Receive, and TEN elects to defend the North goal.

R.Succop kicks 63 yards from TEN 35 to BLT 2. C.Moore to BLT 22 for 20 yards (D.Bates).

Baltimore Ravens at 15:00, (1st play from scrimmage 14:54)

1-10-BLT 22	(14:54) A.Collins right guard to BLT 25 for 3 yards (J.Brown; K.Lewis).	
2-7-BLT 25	(14:12) J.Flacco pass incomplete short left to J.Brown.	
	PENALTY on BLT-M.Skura, Offensive Holding, 10 yards, enforced at BLT 25 - No Play.	
2-17-BLT 15	(14:06) (Shotgun) J.Flacco pass short right to W.Snead IV to BLT 15 for no gain (L.Ryan).	
3-17-BLT 15	(13:28) (Shotgun) J.Flacco pass deep middle to W.Snead IV to BLT 39 for 24 yards (K.Byard).	P14
<u>1-10-BLT 39</u>	(12:50) (Shotgun) G.Edwards right tackle to BLT 48 for 9 yards (J.Brown).	
2-1-BLT 48	(12:25) (No Huddle) G.Edwards up the middle to 50 for 2 yards (A.Jackson).	R15
<u>1-10-50</u>	(11:50) J.Flacco pass short middle to W.Snead IV to TEN 37 for 13 yards (K.Byard).	P16
<u>1-10-TEN 37</u>	(11:14) (Shotgun) A.Collins right guard to TEN 36 for 1 yard (J.Brown).	
2-9-TEN 36	(10:37) J.Flacco pass short right to N.Boyle pushed ob at TEN 28 for 8 yards (A.Jackson).	
	Timeout #1 by BLT at 09:53.	
3-1-TEN 28	(9:53) A.Collins right guard to TEN 25 for 3 yards (K.Correa).	R17
<u>1-10-TEN 25</u>	(9:31) (Shotgun) A.Collins left tackle to TEN 19 for 6 yards (K.Lewis).	
2-4-TEN 19	(8:52) PENALTY on BLT-A.Lewis, False Start, 5 yards, enforced at TEN 19 - No Play.	
2-9-TEN 24	(8:30) (Shotgun) L.Jackson left end to TEN 2 for 22 yards (L.Ryan; K.Lewis).	R18
<u>1-2-TEN 2</u>	(7:46) A.Collins right end for 2 yards, TOUCHDOWN.	R19
	J.Tucker extra point is GOOD, Center-M.Cox, Holder-S.Koch.	

BLT 21 TEN 0, 12 plays, 78 yards, 7:20 drive, 7:20 elapsed
------------------------------------------------------------

J.Tucker kicks 65 yards from BLT 35 to end zone, Touchback.

Tennessee Titans at 7:40

1-10-TEN 25	(7:40) D.Henry right guard to TEN 28 for 3 yards (T.Jefferson).	
2-7-TEN 28	(7:06) D.Henry up the middle to TEN 29 for 1 yard (T.Jefferson; K.Young). TEN-Q.Spain was injured during the play. His return is Questionable.	
3-6-TEN 29	(6:30) (Shotgun) M.Mariota sacked at TEN 22 for -7 yards (T.Jefferson).	
4-13-TEN 22	(5:53) (Punt formation) B.Kern punts 28 yards to 50, Center-B.Brinkley, out of bounds.	

Baltimore Ravens at 5:47

1-10-50	(5:47) A.Collins right guard to TEN 47 for 3 yards (J.Casey).	
2-7-TEN 47	(5:12) (Shotgun) J.Flacco pass incomplete short middle to M.Andrews (H.Landry).	
3-7-TEN 47	(5:08) (Shotgun) J.Flacco pass incomplete deep right to M.Crabtree.	
4-7-TEN 47	(5:01) (Punt formation) S.Koch punts 45 yards to TEN 2, Center-M.Cox, downed by BLT-C.Jones.	

Tennessee Titans at 4:51

1-10-TEN 2	(4:51) D.Lewis up the middle to TEN 3 for 1 yard (P.Onwuasor).	
2-9-TEN 3	(4:09) (Shotgun) M.Mariota scrambles right end pushed ob at TEN 24 for 21 yards (M.Judon).	R6
<u>1-10-TEN 24</u>	(3:23) D.Lewis right guard to TEN 22 for -2 yards (M.Pierce; Z.Smith).	
2-12-TEN 22	(2:51) (Shotgun) M.Mariota pass deep left to C.Davis to TEN 46 for 24 yards (E.Weddle; J.Smith).	P7
<u>1-10-TEN 46</u>	(2:06) (No Huddle) M.Mariota pass incomplete short right.	
2-10-TEN 46	(2:01) (Shotgun) M.Mariota pass short middle to D.Lewis to BLT 49 for 5 yards (B.Carr).	
3-5-BLT 49	(1:29) (No Huddle, Shotgun) M.Mariota sacked at TEN 48 for -3 yards (K.Young).	
4-8-TEN 48	(:51) (Punt formation) B.Kern punts 37 yards to BLT 15, Center-B.Brinkley, fair catch by C.Jones.	

Baltimore Ravens at 0:44

1-10-BLT 15	(:44) (Shotgun) A.Collins left guard to BLT 18 for 3 yards (J.Casey, J.Brown).
-------------	--------------------------------------------------------------------------------

END OF QUARTER

	Score	Time Poss	First Downs				Efficiencies	
			R	P	X	T	3 Down	4 Down
Baltimore Ravens	21	9:00	4	2	0	6	2/3	0/0
Tennessee Titans	0	6:00	1	1	0	2	0/2	0/0

Fourth Quarter

10/14/2018

Play By Play

Baltimore Ravens continued.

2-7-BLT 18	(15:00) (Shotgun) J.Flacco pass deep left to M.Crabtree ran ob at BLT 35 for 17 yards [K.Byard].	P20
	Penalty on TEN-M.Butler, Illegal Use of Hands, declined.	
<u>1-10-BLT 35</u>	(14:32) (Shotgun) J.Flacco pass incomplete deep left to J.Brown.	
2-10-BLT 35	(14:26) (Shotgun) G.Edwards right guard to BLT 36 for 1 yard (J.Casey, S.Finch). BLT-A.Lewis was injured during the play. His return is Doubtful.	
3-9-BLT 36	(13:58) (Shotgun) J.Flacco pass incomplete short right to M.Andrews (D.Jones).	
4-9-BLT 36	(13:54) (Punt formation) S.Koch punts 36 yards to TEN 28, Center-M.Cox, out of bounds.	

Tennessee Titans at 13:44

1-10-TEN 28	(13:44) (Shotgun) M.Mariota sacked at TEN 20 for -8 yards (M.Judon).	
2-18-TEN 20	(13:18) (No Huddle, Shotgun) M.Mariota pass short middle to A.Firkser to TEN 27 for 7 yards (C.Mosley).	
3-11-TEN 27	(12:55) (No Huddle, Shotgun) M.Mariota pass incomplete short right to C.Davis.	
4-11-TEN 27	(12:49) (Punt formation) B.Kern punts 52 yards to BLT 21, Center-B.Brinkley, out of bounds.	

Baltimore Ravens at 12:41

1-10-BLT 21	(12:41) J.Flacco pass short right to J.Brown to BLT 26 for 5 yards (A.Jackson).	
2-5-BLT 26	(11:57) A.Collins left tackle to BLT 30 for 4 yards (K.Correa; J.Casey).	
3-1-BLT 30	(11:19) A.Collins right tackle to BLT 31 for 1 yard (K.Byard).	R21
<u>1-10-BLT 31</u>	(10:48) (Shotgun) J.Flacco pass short right to M.Crabtree ran ob at BLT 35 for 4 yards.	
2-6-BLT 35	(10:08) G.Edwards left tackle to BLT 39 for 4 yards (B.Orakpo; R.Evans).	
3-2-BLT 39	(9:29) (Shotgun) G.Edwards up the middle to 50 for 11 yards (J.Casey).	R22
<u>1-10-50</u>	(8:42) G.Edwards left tackle to 50 for no gain (R.Evans).	
	PENALTY on BLT-M.Skura, Offensive Holding, 10 yards, enforced at 50 - No Play.	
1-20-BLT 40	(8:19) J.Flacco pass incomplete short right to M.Crabtree (M.Butler).	
	PENALTY on BLT-M.Williams, False Start, 5 yards, enforced at BLT 40 - No Play.	
1-25-BLT 35	(8:15) (Shotgun) J.Flacco pass short right to N.Boyle to BLT 34 for -1 yards (D.Cruikshank).	
2-26-BLT 34	(7:30) A.Collins right end pushed ob at BLT 40 for 6 yards (R.Evans).	
3-20-BLT 40	(6:47) (Shotgun) PENALTY on BLT-J.Allen, False Start, 5 yards, enforced at BLT 40 - No Play.	
3-25-BLT 35	(6:26) (Shotgun) J.Flacco pass short left to W.Snead IV pushed ob at BLT 43 for 8 yards (L.Ryan).	
4-17-BLT 43	(5:47) (Punt formation) S.Koch punts 46 yards to TEN 11, Center-M.Cox. C.Batson to TEN 11 for no gain (A.McClellan).	

Tennessee Titans at 5:35

1-10-TEN 11	(5:35) (Shotgun) M.Mariota sacked at TEN 4 for -7 yards (P.Onwuasor).	
2-17-TEN 4	(4:53) D.Henry right end to TEN 10 for 6 yards (C.Mosley).	
3-11-TEN 10	(4:11) (Shotgun) M.Mariota sacked at TEN 6 for -4 yards (Z.Smith).	
4-15-TEN 6	(3:25) (Punt formation) B.Kern punts 44 yards to 50, Center-B.Brinkley. C.Jones to TEN 36 for 14 yards (D.Bates).	

Baltimore Ravens at 3:13

1-10-TEN 36	(3:13) G.Edwards right tackle to TEN 36 for no gain (R.Evans).	
2-10-TEN 36	(2:34) (Shotgun) J.Flacco pass short middle to C.Moore to TEN 32 for 4 yards (D.Cruikshank).	

Two-Minute Warning

3-6-TEN 32	(2:00) (Shotgun) G.Edwards right end to TEN 31 for 1 yard (S.Finch).	
4-5-TEN 31	(1:18) (Shotgun) G.Edwards right guard to TEN 25 for 6 yards (J.Casey).	R23
<u>1-10-TEN 25</u>	(:35) J.Flacco kneels to TEN 26 for -1 yards.	

END OF QUARTER

	Score	Time Poss	First Downs				Efficiencies	
			R	P	X	T	3 Down	4 Down
Baltimore Ravens	21	11:35	3	1	0	4	2/5	1/1
Tennessee Titans	0	3:25	0	0	0	0	0/2	0/0

# Miscellaneous Statistics Report

Baltimore Ravens vs Tennessee Titans

10/14/2018 at Nissan Stadium

## Ten Longest Plays for Baltimore Ravens

Yards	Qtr	Play Start	Play Description
27	1	2-10-TEN 31	(2:59) (Shotgun) J.Flacco pass deep left to M.Crabtree pushed ob at TEN 4 for 27 yards (M.Butler).
24	3	3-17-BLT 15	(13:28) (Shotgun) J.Flacco pass deep middle to W.Snead IV to BLT 39 for 24 yards (K.Byard).
23	2	3-6-TEN 36	(12:44) (Shotgun) J.Flacco pass deep left to J.Brown pushed ob at TEN 13 for 23 yards (A.Jackson).
22	3	2-9-TEN 24	(8:30) (Shotgun) L.Jackson left end to TEN 2 for 22 yards (L.Ryan; K.Lewis).
21	1	1-10-BLT 6	(10:36) J.Flacco pass deep left to M.Crabtree to BLT 27 for 21 yards (A.Jackson).
20	2	3-10-BLT 16	(2:43) (Shotgun) J.Flacco pass deep right to M.Crabtree pushed ob at BLT 36 for 20 yards (M.Butler). Tennessee challenged the pass completion ruling, and the play was Upheld. The ruling on the field was confirmed. (Timeout #2.)
17	4	2-7-BLT 18	(15:00) (Shotgun) J.Flacco pass deep left to M.Crabtree ran ob at BLT 35 for 17 yards [K.Byard]. Penalty on TEN-M.Butler, Illegal Use of Hands, declined.
13	2	1-10-TEN 13	(12:02) A.Collins left guard for 13 yards, TOUCHDOWN.
13	2	2-9-BLT 45	(:11) (Shotgun) J.Flacco pass short middle to M.Andrews to TEN 42 for 13 yards (J.Brown).
13	3	1-10-50	(11:50) J.Flacco pass short middle to W.Snead IV to TEN 37 for 13 yards (K.Byard).

## Ten Longest Plays for Tennessee Titans

Yards	Qtr	Play Start	Play Description
24	3	2-12-TEN 22	(2:51) (Shotgun) M.Mariota pass deep left to C.Davis to TEN 46 for 24 yards (E.Weddle; J.Smith).
21	3	2-9-TEN 3	(4:09) (Shotgun) M.Mariota scrambles right end pushed ob at TEN 24 for 21 yards (M.Judon).
18	2	3-6-TEN 45	(9:59) (Shotgun) M.Mariota pass short middle to A.Firkser to BLT 37 for 18 yards (T.Young).
17	1	2-7-TEN 28	(14:21) (Shotgun) M.Mariota pass deep left to T.Sharpe to TEN 45 for 17 yards (B.Carr).
16	2	1-10-TEN 25	(11:56) (Shotgun) M.Mariota pass short middle to T.Sharpe to TEN 41 for 16 yards (E.Weddle; J.Smith).
13	2	1-10-TEN 23	(:57) (Shotgun) M.Mariota pass short left to T.Taylor ran ob at TEN 36 for 13 yards.
12	2	2-13-TEN 38	(10:35) (Shotgun) M.Mariota pass short left to J.Smith pushed ob at 50 for 12 yards (E.Weddle).
7	2	1-10-TEN 41	(11:25) (No Huddle, Shotgun) D.Lewis left tackle to TEN 48 for 7 yards (E.Weddle, C.Mosley).
7	4	2-18-TEN 20	(13:18) (No Huddle, Shotgun) M.Mariota pass short middle to A.Firkser to TEN 27 for 7 yards (C.Mosley).
6	4	2-17-TEN 4	(4:53) D.Henry right end to TEN 10 for 6 yards (C.Mosley).

## Touchdown Scoring Information

		Offense	Defense	Special Teams
VISITOR	Baltimore Ravens	3	0	0
HOME	Tennessee Titans	0	0	0

## Player Scoring Information

Club	Player	TD	Rush TD	Rec TD	KO TD	Punt TD	Int TD	Fum TD	Misc TD	FG	XP	2Pt Rush	2Pt Rec	Sfty	Points
BLT	A.Collins	0	2	0	0	0	0	0	0	0	0	0	0	0	12
BLT	M.Crabtree	0	0	1	0	0	0	0	0	0	0	0	0	0	6
BLT	J.Tucker	0	0	0	0	0	0	0	0	0	3	0	0	0	3

## Possession Detail

	First Half		Second Half		Game	
	Visitor	Home	Visitor	Home	Visitor	Home
Largest Lead	14	0	21	0	21	0
Drives Leading	4	0	5	0	9	0
Time of Possession Leading	7:50	0:00	20:35	0:00	28:25	0:00
Largest Deficit	0	-14	0	-21	0	-21
Drives Trailing	0	4	0	4	0	8
Time of Possession Trailing	0:00	8:37	0:00	9:25	0:00	18:02
Times Score Tied Up		0		0		0
Lead Changes		1		0		1

# Playtime Percentage

*Percent of playtime per player on offense, defense and special teams*

Baltimore Ravens						Tennessee Titans					
		Offense	Defense	Special Teams				Offense	Defense	Special Teams	
J Hurst	G	76 100%		3	14%	B Jones	C	44 100%			
R Stanley	T	76 100%		3	14%	J Kline	G	44 100%			
M Skura	C	76 100%		3	14%	T Lewan	T	44 100%			
M Yanda	G	76 100%				M Mariota	QB	44 100%			
J Flacco	QB	76 100%				J Conklin	T	44 100%			
A Lewis	G	58 76%		3	14%	C Davis	WR	38 86%			
W Snead	WR	55 72%				T Sharpe	WR	35 80%			
N Boyle	TE	48 63%		7	32%	T Taylor	WR	33 75%			
J Brown	WR	41 54%				D Lewis	RB	32 73%			
M Crabtree	WR	41 54%				Q Spain	G	30 68%			
C Moore	WR	39 51%		18	82%	J Smith	TE	25 57%			
A Collins	RB	35 46%				L Stocker	TE	20 45%		14	64%
M Williams	TE	34 45%		16	73%	A Firkser	TE	15 34%		4	18%
J Allen	RB	28 37%		5	23%	C Levin	C	14 32%			
M Andrews	TE	20 26%		1	5%	D Henry	RB	12 27%			
B Bozeman	C	18 24%		3	14%	D Jennings	WR	5 11%		7	32%
H Hurst	TE	18 24%		1	5%	M Pruitt	TE	5 11%		5	23%
G Edwards	RB	14 18%		14	64%	K Byard	FS		76 100%	9	41%
O Brown	T	5 7%		3	14%	J Brown	LB		76 100%	8	36%
L Jackson	QB	2 3%				A Jackson	CB		74 97%	6	27%
E Weddle	FS		44 100%			L Ryan	CB		74 97%	3	14%
T Jefferson	SS		44 100%			R Evans	LB		59 78%		
C Mosley	LB		44 100%			J Casey	DT		57 75%		
B Carr	CB		32 73%			K Lewis	FS		52 68%	4	18%
T Suggs	LB		30 68%			B Orakpo	LB		51 67%		
M Humphrey	CB		29 66%	9	41%	M Butler	CB		49 64%	7	32%
T Young	CB		28 64%	7	32%	D Jones	DE		45 59%	3	14%
M Judon	LB		27 61%	9	41%	H Landry	LB		44 58%	15	68%
J Smith	CB		27 61%	1	5%	A Johnson	NT		42 55%	3	14%
W Henry	DT		23 52%			K Correa	LB		26 34%	5	23%
T Williams	LB		22 50%			D Cruikshank	FS		25 33%	19	86%
Z Smith	LB		22 50%			S Finch	LB		23 30%	7	32%
B Urban	DE		20 45%	1	5%	D Kilgo	NT		20 26%	3	14%
P Onwuasor	LB		16 36%	15	68%	D Morgan	LB		19 25%		
B Williams	DT		16 36%	1	5%	D Bates	LB		17 22%	22	100%
K Young	LB		15 34%	9	41%	M Dickerson	DE		6 8%	3	14%
C Wormley	NT		14 32%	1	5%	L Sims	CB		1 1%	19	86%
M Pierce	NT		14 32%			B Trawick	FS			22	100%
A Levine	SS		12 27%	12	55%	D Fluellen	RB			19	86%
C Clark	FS		5 11%	19	86%	R Spillane	LB			15	68%
A McClellan	LB			19	86%	B Brinkley	LS			9	41%
C Board	LB			19	86%	B Kern	P			9	41%
C Jones	CB			18	82%	R Succop	K			1	5%
J Tucker	K			8	36%	C Batson	WR			1	5%
M Cox	LS			7	32%						
S Koch	P			7	32%						

# 2018 TENNESSEE TITANS REGULAR SEASON STATISTICS

## Won 3, Lost 3

Date	W-L	Score	OT	Opponent	Attendance
09/09	L	20-27		at Miami	65,184
09/16	W	20-17		Houston	62,372
09/23	W	9-6		at Jacksonville	64,015
09/30	W	26-23	OT	Philadelphia	69,013
10/07	L	12-13		at Buffalo	68,202
10/14	L	0-21		Baltimore	64,441
10/21				at L.A. Chargers	
11/05				at Dallas	
11/11				New England	
11/18				at Indianapolis	
11/26				at Houston	
12/02				N.Y. Jets	
12/06				Jacksonville	
12/16				at N.Y. Giants	
12/23				Washington	
12/30				Indianapolis	

Statistic	Tenn.	Opp.
<b>Total First Downs</b>	<b>93</b>	<b>117</b>
Rushing	28	44
Passing	55	65
Penalty	10	8
3rd Down: Made/Att	28/82	33/80
3rd Down Pct.	34.1	41.3
4th Down: Made/Att	5/7	3/6
4th Down Pct.	71.4	50.0
<b>Possession Avg.</b>	<b>28:41</b>	<b>31:19</b>
<b>Total Net Yards</b>	<b>1576</b>	<b>2027</b>
Avg. Per Game	262.7	337.8
Total Plays	344	388
Avg. Per Play	4.6	5.2
<b>Net Yards Rushing</b>	<b>591</b>	<b>739</b>
Avg. Per Game	98.5	123.2
Total Rushes	159	174
<b>Net Yards Passing</b>	<b>985</b>	<b>1288</b>
Avg. Per Game	164.2	214.7
Sacked/Yards Lost	20/124	13/75
Gross Yards	1109	1363
Att./Completions	165/102	201/131
Completion Pct.	61.8	65.2
Had Intercepted	5	5
<b>Punts/Average</b>	<b>31/46.9</b>	<b>28/46.8</b>
Net Punting Avg.	31/41.2	28/36.8
<b>Penalties/Yards</b>	<b>30/253</b>	<b>48/391</b>
<b>Fumbles/Ball Lost</b>	<b>6/2</b>	<b>7/2</b>
<b>Touchdowns</b>	<b>7</b>	<b>11</b>
Rushing	2	3
Passing	4	7
Returns	1	1

Score By Periods	Q1	Q2	Q3	Q4	OT	PTS
<b>Team</b>	<b>26</b>	<b>3</b>	<b>10</b>	<b>42</b>	<b>6</b>	<b>87</b>
<b>Opponents</b>	<b>14</b>	<b>34</b>	<b>23</b>	<b>33</b>	<b>3</b>	<b>107</b>

Scoring	TD	Rush	Rec	Ret	K-PAT	FG	S	PTS
Succop	0	0	0	0	6/6	13/14	0	45
Cruikshank	1	0	1	0			0	6
C. Davis	1	0	1	0			0	6
Jennings	1	0	0	1			0	6
D. Lewis	1	1	0	0			0	6
Mariota	1	1	0	0			0	6
Sharpe	1	0	1	0			0	6
Taylor	1	0	1	0			0	6
<b>Team</b>	<b>7</b>	<b>2</b>	<b>4</b>	<b>1</b>	<b>6/6</b>	<b>13/14</b>	<b>0</b>	<b>87</b>
<b>Opponents</b>	<b>11</b>	<b>3</b>	<b>7</b>	<b>1</b>	<b>11/11</b>	<b>10/11</b>	<b>0</b>	<b>107</b>

2-Pt Conv: TM 0-0, OPP 0-0

**Sacks:** Casey 3, Brown 2, Correa 2, Butler 1, Finch 1, Landry 1, Ryan 1, Vaccaro 1, Woodyard 1, TM 13, OPP 20

**FUM/Lost:** Mariota 3/0, C. Davis 1/0, D. Lewis 1/1, Taylor 1/1

Passing	Att	Cmp	Yds	Cmp%	Yds/Att	TD	TD%	Int	Int%	Long	Sack/Lost	Rating
Mariota	118	75	793	63.6	6.72	2	1.7	4	3.4	51	17/99	74.6
Gabbert	45	25	242	55.6	5.38	1	2.2	1	2.2	18t	3/25	68.9
Byard	1	1	66	100.0	66.00	1	100.0	0	0.0	66t	0/0	158.3
Henry	1	1	8	100.0	8.00	0	0.0	0	0.0	8	0/0	100.0
<b>Team</b>	<b>165</b>	<b>102</b>	<b>1109</b>	<b>61.8</b>	<b>6.72</b>	<b>4</b>	<b>2.4</b>	<b>5</b>	<b>3.0</b>	<b>66t</b>	<b>20/124</b>	<b>77.1</b>
<b>Opponents</b>	<b>201</b>	<b>131</b>	<b>1363</b>	<b>65.2</b>	<b>6.78</b>	<b>7</b>	<b>3.5</b>	<b>5</b>	<b>2.5</b>	<b>75t</b>	<b>13/75</b>	<b>85.9</b>

Rushing	No.	Yds	Avg	Long	TD
Henry	72	240	3.3	14	0
D. Lewis	60	186	3.1	26	1
Mariota	24	147	6.1	21	1
Sharpe	1	16	16.0	16	0
Gabbert	2	2	1.0	1	0
<b>Team</b>	<b>159</b>	<b>591</b>	<b>3.7</b>	<b>26</b>	<b>2</b>
<b>Opponents</b>	<b>174</b>	<b>739</b>	<b>4.2</b>	<b>22</b>	<b>3</b>

Receiving	No.	Yds	Avg	Long	TD
C. Davis	27	385	14.3	51	1
D. Lewis	23	135	5.9	17	0
Taylor	18	182	10.1	19	1
Sharpe	9	121	13.4	17	1
Stocker	5	63	12.6	31	0
Walker	4	52	13.0	16	0
Henry	4	17	4.3	13	0
J. Smith	3	33	11.0	12	0
Jennings	3	19	6.3	7	0
Matthews	3	11	3.7	4	0
Firkser	2	25	12.5	18	0
Cruikshank	1	66	66.0	66t	1
<b>Team</b>	<b>102</b>	<b>1109</b>	<b>10.9</b>	<b>66t</b>	<b>4</b>
<b>Opponents</b>	<b>131</b>	<b>1363</b>	<b>10.4</b>	<b>75t</b>	<b>7</b>

Interceptions	No.	Yds	Avg	Long	TD
Jackson	2	7	3.5	7	0
Butler	1	34	34.0	34	0
Byard	1	0	0.0	0	0
Vaccaro	1	0	0.0	0	0
<b>Team</b>	<b>5</b>	<b>41</b>	<b>8.2</b>	<b>34</b>	<b>0</b>
<b>Opponents</b>	<b>5</b>	<b>104</b>	<b>20.8</b>	<b>54</b>	<b>0</b>

Punting	No.	Yds	Avg	Net	TB	In	Lg	B
Kern	31	1455	46.9	41.2	2	14	62	0
<b>Team</b>	<b>31</b>	<b>1455</b>	<b>46.9</b>	<b>41.2</b>	<b>2</b>	<b>14</b>	<b>62</b>	<b>0</b>
<b>Opponents</b>	<b>28</b>	<b>1310</b>	<b>46.8</b>	<b>36.8</b>	<b>8</b>	<b>9</b>	<b>68</b>	<b>0</b>

Punt Returns	Ret	FC	Yds	Avg	Long	TD
Matthews	4	0	38	9.5	18	0
Williams	4	1	47	11.8	38	0
Jackson	3	1	34	11.3	26	0
Batson	1	0	0	0.0	0	0
<b>Team</b>	<b>12</b>	<b>2</b>	<b>119</b>	<b>9.9</b>	<b>38</b>	<b>0</b>
<b>Opponents</b>	<b>15</b>	<b>4</b>	<b>137</b>	<b>9.1</b>	<b>42</b>	<b>0</b>

Kickoff Returns	No.	Yds	Avg	Long	TD
Jennings	4	174	43.5	94t	1
<b>Team</b>	<b>4</b>	<b>174</b>	<b>43.5</b>	<b>94t</b>	<b>1</b>
<b>Opponents</b>	<b>5</b>	<b>197</b>	<b>39.4</b>	<b>102t</b>	<b>1</b>

Field Goals	1-19	20-29	30-39	40-49	50+
Succop	0/0	2/2	5/5	3/4	3/3
<b>Team</b>	<b>0/0</b>	<b>2/2</b>	<b>5/5</b>	<b>3/4</b>	<b>3/3</b>
<b>Opponents</b>	<b>0/0</b>	<b>2/2</b>	<b>5/5</b>	<b>3/3</b>	<b>0/1</b>

Succop: (47G,53G)(42G,31G)(39G,48N,36G,28G)  
(42G, 33G)(25G,54G,39G,50G)()  
OPP: (27G,30G)(54N,34G)(46G,38G)(27G,30G,37G) (40G,46G)()



## **TITANS LOSE HEARTBREAKER TO CHARGERS, 20-19**

**BY JIM WYATT  
TITANS ONLINE  
OCTOBER 21, 2018**

LONDON -- The Titans lost a heartstopper -- and a heartbreaker -- here on Sunday.

Instead of leaving the United Kingdom in jubilation, the Titans left facing a long flight home following a 20-19 loss to the Los Angeles Chargers before 84,301 fans at Wembley Stadium.

"It hurts. It hurts a lot," Titans receiver Taywan Taylor said. "We came here to win, and we thought we were going to win all the way to the very end. Unfortunately, it didn't happen."

Titans quarterback Marcus Mariota connected with tight end Luke Stocker for a one-yard touchdown with just 31 seconds left, which capped off a gutsy, 13-play, 89-yard drive in the closing minutes.

But the ensuing two-point try -- a pass into the end zone to Taylor -- failed.

"We wanted to win the game," Titans coach Mike Vrabel said of the decision. "I am not going to second-guess the call. It just didn't work out. ... I am just trying to do what is best for the team, and trying to find a way to win a football game. I haven't done a very good job the last few weeks. I have a lot of faith in our players. Faced with the same situation, I'd like to think I'd do it the same way."

Players liked the decision to go for two. The result was the only thing that bothered them.

On the two-point try, Mariota's pass to Taylor was tipped, and it sailed over his head. The two-point play originated from the Chargers one-yard line after a penalty on the first two-point try.

"We came all this way to win," running back Dion Lewis said. "If you said before the game, 'You have one play, and a yard to win the game.' You'd sign up for that before the game even started. We've been aggressive in the past, so why wouldn't we do it this time? It's just unfortunate it didn't work out."

The Titans dropped to 3-4.

Mariota completed 24-of-32 passes for 237 yards and a touchdown in the game. With pressure on him, Mariota orchestrated the final drive, and put the Titans in a position to win.

But as the tipped ball sailed over Taylor's head, Mariota and the rest of his teammates left disappointed.

"I loved the call, and I love (Vrabel) has the confidence in us," Mariota said. "We just didn't execute. They did a great job covering it, and I probably should have done a better job extending the play."

"There's definitely more I wish I could have done. ... It doesn't feel good."

The Titans took a 3-0 lead on their first possession on a 28-yard field goal by kicker Ryan Succop.

But the Chargers answered back quickly on a 75-yard touchdown pass from quarterback Philip Rivers to receiver Tyrell Williams, who got behind Titans cornerback Logan Ryan. The Chargers stretched the lead to 10-3 on a field goal by kicker Michael Badgley, before another field goal by Succop made it 10-6 with 12:51 in the first half.

The Titans put together a great drive late in the first half, moving the ball from their own five-yard line to the Chargers 10 in the final minutes of the first half. But a tipped Mariota pass was intercepted by Chargers linebacker Melvin Ingram near the goal line, and the Titans ended up with no points.

It was the first interception in the red zone in Mariota's career.

The Titans had another defensive lapse early in the third quarter, and it cost them. Rivers found receiver Mike Williams on a 55-yard touchdown, which made it 17-6. Titans safety Kendrick Lewis let Williams get behind him for the score.

But the Titans got off the mat.

The Titans cut the lead to 17-13 on a one-yard touchdown run by running back Derrick Henry, which capped off a seven-play, 42-yard drive that was set up by a nice return by Darius Jennings. The Chargers made it 20-13 on another Badgley field goal with 12:29 left. A missed field goal by Succop from 51 yards out kept the score unchanged with 8:21 left.

Then came the dramatic finish.

The Titans return to action on November 5 -- a Monday Night Football game against the Cowboys in Arlington, Texas.

"If we'd made that play, people would have said it was the best call ever," Titans center Ben Jones said. "We were one play away, and if we'd won, it would have been amazing. But it didn't work out. We didn't execute on the last play."

"We have plenty of games left to get hot, and get on a roll. Now we just have to find a way to do it."

###

# London Games Series - Game 23

## National Football League Game Summary

NFL Copyright © 2018 by The National Football League. All rights reserved. This summary and play-by-play is for the express purpose of assisting media in their coverage of the game; any other use of this material is prohibited without the written permission of the National Football League. Updated: 12/6/2018

Date: Sunday, 10/21/2018 Tennessee Titans at Los Angeles Chargers Start Time: 2:36 PM BST  
at Wembley Stadium, London, England

### Game Day Weather

Game Weather: Sunny Temp: 66° F (18.9° C) Humidity: 75%, Wind: W 6 mph  
Played Outdoors on Turf: Grass Outdoor Weather: Sunny,

### Officials

Referee: Coleman, Walt (65) Umpire: Rice, Jeff (44) Down Judge: Bergman, Jerry (91)  
Line Judge: Stewart, Mark (75) Field Judge: Gautreaux, Greg (80) Side Judge: Walker, Jabir (26)  
Back Judge: Yette, Greg (38) Replay Official: Lewis, Darryll (0)

### Lineups

Tennessee Titans				Los Angeles Chargers			
Offense		Defense		Offense		Defense	
WR	19 T.Sharpe	DE	90 D.Jones	WR	13 K.Allen	DE	54 M.Ingram
TE	88 L.Stocker	NT	94 A.Johnson	LT	76 R.Okung	DT	93 D.Phillon
LT	77 T.Lewan	DT	99 J.Casey	LG	66 D.Feeney	NT	92 B.Mebane
LG	62 C.Levin	OLB	44 K.Correa	C	53 M.Pouncey	DE	71 D.Square
C	60 B.Jones	ILB	59 W.Woodyard	RG	75 M.Schofield	OLB	57 J.Brown
RG	64 J.Kline	ILB	54 R.Evans	RT	69 S.Tevi	ILB	52 D.Perryman
RT	78 J.Conklin	OLB	98 B.Orakpo	TE	88 V.Green	OLB	51 K.Emanuel
TE	81 J.Smith	CB	26 L.Ryan	WR	16 Ty.Williams	LCB	24 T.Williams
WR	84 C.Davis	SS	28 K.Lewis	QB	17 P.Rivers	S	37 J.Addae
QB	8 M.Mariota	FS	31 K.Byard	TE	80 S.Culkin	S	33 D.James
RB	22 D.Henry	CB	25 A.Jackson	RB	30 A.Ekeler	RCB	26 C.Hayward

### Substitutions

K 4 R.Succop, P 6 B.Kern, WR 13 T.Taylor, WR 15 D.Jennings, WR 17 C.Batson, CB 21 M.Butler, DB 29 D.Cruikshank, RB 32 D.Fluellen, RB 33 D.Lewis, CB 36 L.Sims, S 41 B.Trawick, LB 42 R.Spillane, LS 48 B.Brinkley, LB 53 D.Bates, LB 55 J.Brown, OLB 56 S.Finch, OLB 58 H.Landry, G 61 A.Stinnie, T/G 71 D.Kelly, TE 85 M.Pruitt, TE 86 A.Firkser, DL 96 B.Logan, DT 97 D.Kilgo

### Substitutions

K 4 M.Badgley, P 5 D.Jones, WR 11 G.Davis, WR/PR 12 T.Benjamin, CB 20 D.King, S 23 R.Jenkins, S 31 A.Phillips, RB 32 J.Jackson, FB 34 D.Watt, CB 36 B.Facyson, RB 38 D.Newsome, LB 42 U.Nwosu, CB 43 M.Davis, DE 46 C.Landrum, LS 47 M.Windt, LB 48 N.Dzubnar, C/G 61 S.Quessenberry, T 72 J.Barksdale, WR 81 M.Williams, TE 85 A.Gates, DL 91 Ju.Jones, DE 94 C.Liuget, DE 98 I.Rochell

### Did Not Play

QB 7 B.Gabbert

### Did Not Play

QB 3 G.Smith

### Not Active

DB 20 K.Durden, S 24 K.Vaccaro, LB 51 W.Compton, G 67 Q.Spain, T 69 T.Marz, OLB 91 D.Morgan, DE 92 M.Dickerson

### Not Active

K 6 C.Sturgis, RB 28 M.Gordon, LB 44 K.White, C/G 64 C.Toner, T 68 T.Scott, G 77 F.Lamp, DE 99 J.Bosa

### Field Goals (made ( ) & missed)

R.Succop		(28) (33) 51WL	M.Badgley		(29) (28)		
			1	2	3	4	OT
VISITOR:	Tennessee Titans		3	3	7	6	0
HOME:	Los Angeles Chargers		10	0	7	3	0

### Scoring Plays

Team	Qtr	Time	Play Description (Extra Point) (Drive Info)	Visitor	Home
Titans	1	9:44	R.Succop 28 yd. Field Goal (11-55, 5:16)	3	0
Chargers	1	9:35	Ty.Williams 75 yd. pass from P.Rivers (M.Badgley kick) (1-75, 0:09)	3	7
Chargers	1	1:48	M.Badgley 29 yd. Field Goal (10-67, 5:07)	3	10
Titans	2	12:51	R.Succop 33 yd. Field Goal (8-50, 3:57)	6	10
Chargers	3	13:46	M.Williams 55 yd. pass from P.Rivers (M.Badgley kick) (3-75, 1:14)	6	17
Titans	3	9:43	D.Henry 1 yd. run (R.Succop kick) (7-42, 4:03)	13	17
Chargers	4	12:29	M.Badgley 28 yd. Field Goal (14-56, 6:27)	13	20
Titans	4	0:31	L.Stocker 1 yd. pass from M.Mariota (pass failed) (13-89, 4:24)	19	20

Paid Attendance: 84,301

Time: 2:54

Tennessee Titans vs Los Angeles Chargers  
10/21/2018 at Wembley Stadium

# Final Individual Statistics

## Tennessee Titans

RUSHING	ATT	YDS	AVG	LG	TD
D.Lewis	13	91	7.0	36	0
M.Mariota	7	38	5.4	11	0
D.Henry	12	33	2.8	7	1
D.Fluellen	1	2	2.0	2	0
Total	33	164	5.0	36	1

PASSING	ATT	CMP	YDS	SK/YD	TD	LG	IN	RT
M.Mariota	32	24	237	2/11	1	21	1	92.8
Total	32	24	237	2/11	1	21	1	92.8

PASS RECEIVING	TAR	REC	YDS	AVG	LG	TD
T.Sharpe	9	7	101	14.4	19	0
D.Lewis	6	6	64	10.7	21	0
C.Davis	7	3	10	3.3	5	0
D.Henry	2	2	32	16.0	21	0
J.Smith	3	2	11	5.5	8	0
L.Stocker	2	2	11	5.5	10	1
T.Taylor	2	1	8	8.0	8	0
C.Batson	1	1	0	0.0	0	0
Total	32	24	237	9.9	21	1

INTERCEPTIONS	NO	YDS	AVG	LG	TD
Total	0	0	0	0	0

PUNTING	NO	YDS	AVG	NET	TB	IN20	LG
B.Kern	2	103	51.5	44.5	0	0	54
Total	2	103	51.5	44.5	0	0	54

PUNT RETURNS	NO	YDS	AVG	FC	LG	TD
A.Jackson	1	0	0.0	1	0	0
[DOWNED]	1	0	0.0	0	0	0
Total	1	0	0.0	1	0	0

KICKOFF RETURNS	NO	YDS	AVG	FC	LG	TD
D.Jennings	5	156	31.2	0	37	0
Total	5	156	31.2	0	37	0

## Tennessee Titans

FUMBLES	FUM	LOST	OWN-REC	YDS	TD	FORCED	OPP-REC	YDS	TD	OUT-BDS
Total	0	0	0	0	0	0	0	0	0	0

## Los Angeles Chargers

FUMBLES	FUM	LOST	OWN-REC	YDS	TD	FORCED	OPP-REC	YDS	TD	OUT-BDS
Total	0	0	0	0	0	0	0	0	0	0

## Los Angeles Chargers

RUSHING	ATT	YDS	AVG	LG	TD
A.Ekeler	12	42	3.5	11	0
J.Jackson	2	3	1.5	2	0
M.Williams	1	3	3.0	3	0
P.Rivers	1	-1	-1.0	-1	0
Total	16	47	2.9	11	0

PASSING	ATT	CMP	YDS	SK/YD	TD	LG	IN	RT
P.Rivers	26	19	306	2/9	2	75	0	137.7
Total	26	19	306	2/9	2	75	0	137.7

PASS RECEIVING	TAR	REC	YDS	AVG	LG	TD
K.Allen	5	5	72	14.4	24	0
A.Ekeler	7	5	26	5.2	11	0
Ty.Williams	4	4	118	29.5	75	1
A.Gates	3	2	11	5.5	7	0
M.Williams	3	1	55	55.0	55	1
T.Benjamin	1	1	13	13.0	13	0
J.Jackson	1	1	11	11.0	11	0
V.Green	1	0	0	0.0	0	0
Total	25	19	306	16.1	75	2

INTERCEPTIONS	NO	YDS	AVG	LG	TD
D.Perryman	1	16	16.0	16	0
Total	1	16	16.0	16	0

PUNTING	NO	YDS	AVG	NET	TB	IN20	LG
D.Jones	3	115	38.3	38.3	0	3	43
Total	3	115	38.3	38.3	0	3	43

PUNT RETURNS	NO	YDS	AVG	FC	LG	TD
D.King	2	14	7.0	0	12	0
Total	2	14	7.0	0	12	0

KICKOFF RETURNS	NO	YDS	AVG	FC	LG	TD
D.King	2	47	23.5	0	30	0
[TOUCHBACK]	2	0	0.0	0	0	0
Total	2	47	23.5	0	30	0

## Final Team Statistics

	Visitor Titans	Home Chargers
TOTAL FIRST DOWNS	23	14
By Rushing	7	2
By Passing	16	12
By Penalty	0	0
THIRD DOWN EFFICIENCY	9-15-60%	4-9-44%
FOURTH DOWN EFFICIENCY	1-1-100%	0-0-0%
TOTAL NET YARDS	390	344
Total Offensive Plays (inc. times thrown passing)	67	44
Average gain per offensive play	5.8	7.8
NET YARDS RUSHING	164	47
Total Rushing Plays	33	16
Average gain per rushing play	5.0	2.9
Tackles for a loss-number and yards	4-6	1-3
NET YARDS PASSING	226	297
Times thrown - yards lost attempting to pass	2-11	2-9
Gross yards passing	237	306
PASS ATTEMPTS-COMPLETIONS-HAD INTERCEPTED	32-24-1	26-19-0
Avg gain per pass play (inc.# thrown passing)	6.6	10.6
KICKOFFS Number-In End Zone-Touchbacks	5-3-2	5-1-0
PUNTS Number and Average	2-51.5	3-38.3
Had Blocked	0	0
FGs - PATs Had Blocked	0-0	0-0
Net Punting Average	44.5	38.3
TOTAL RETURN YARDAGE (Not Including Kickoffs)	0	30
No. and Yards Punt Returns	1-0	2-14
No. and Yards Kickoff Returns	5-156	2-47
No. and Yards Interception Returns	0-0	1-16
PENALTIES Number and Yards	4-32	4-31
FUMBLES Number and Lost	0-0	0-0
TOUCHDOWNS	2	2
Rushing	1	0
Passing	1	2
EXTRA POINTS Made-Attempts	1-2	2-2
Kicking Made-Attempts	1-1	2-2
Passing Made-Attempts	0-1	0-0
FIELD GOALS Made-Attempts	2-3	2-2
RED ZONE EFFICIENCY	2-5-40%	0-2-0%
GOAL TO GO EFFICIENCY	2-3-67%	0-0-0%
SAFETIES	0	0
FINAL SCORE	19	20
TIME OF POSSESSION	35:23	24:37

## Ball Possession And Drive Chart

### Tennessee Titans

#	Time Recd	Time Lost	Time Poss	How Ball Obtained	Drive Began	# Play	Yds Gain	Yds Pen	Net Yds	1st Down	Last Scrm	How Given Up
1	15:00	9:44	5:16	Kickoff	TEN 36	11	55	0	55	3	* LAC 9	Field Goal
2	9:35	6:55	2:40	Kickoff	TEN 23	3	3	-5	-2	0	TEN 21	Punt
3	1:48	12:51	3:57	Kickoff	TEN 35	8	50	0	50	2	* LAC 15	Field Goal
4	9:42	0:29	9:13	Punt	TEN 5	16	100	-15	85	6	* LAC 10	Interception
5	13:46	9:43	4:03	Kickoff	LAC 42	7	42	0	42	4	* LAC 1	Touchdown
6	5:38	3:56	1:42	Punt	TEN 19	3	17	-12	5	0	TEN 24	Punt
7	12:29	8:21	4:08	Kickoff	TEN 33	9	34	0	34	2	LAC 33	Missed FG
8	4:55	0:31	4:24	Punt	TEN 11	13	89	0	89	6	* LAC 1	Touchdown

(220) Average TEN 28

### Los Angeles Chargers

#	Time Recd	Time Lost	Time Poss	How Ball Obtained	Drive Began	# Play	Yds Gain	Yds Pen	Net Yds	1st Down	Last Scrm	How Given Up
1	9:44	9:35	0:09	Kickoff	LAC 25	1	75	0	75	1	LAC 25	Touchdown
2	6:55	1:48	5:07	Punt	LAC 22	10	67	0	67	4	* TEN 11	Field Goal
3	12:51	9:42	3:09	Kickoff	LAC 18	5	34	0	34	1	TEN 48	Punt
4	0:29	0:00	0:29	Interception	LAC 20	1	1	0	1	0	LAC 20	End of Half
5	15:00	13:46	1:14	Kickoff	LAC 25	3	75	0	75	2	LAC 45	Touchdown
6	9:43	5:38	4:05	Kickoff	LAC 25	5	21	-5	16	1	LAC 41	Punt
7	3:56	12:29	6:27	Punt	LAC 34	14	56	0	56	4	* TEN 10	Field Goal
8	8:21	4:55	3:26	Missed FG	LAC 41	6	16	0	16	1	TEN 43	Punt
9	0:31	0:00	0:31	Kickoff	TEN 49	1	-1	0	-1	0	TEN 49	End of Game

(261) Average LAC 29

\* inside opponent's 20

Time of Possession by Quarter		1st	2nd	3rd	4th	OT	Total
Visitor	Tennessee Titans	9:44	11:22	5:45	8:32		35:23
Home	Los Angeles Chargers	5:16	3:38	9:15	6:28		24:37
Kickoff Drive No.-Start Average		Titans: 5 - TEN 37		Chargers: 4 - LAC 23			



Tennessee Titans vs Los Angeles Chargers  
10/21/2018 at Wembley Stadium

# Final Defensive Statistics

Tennessee Titans	Regular Defensive Plays												Special Teams					Misc			
	TKL	AST	COMB	SK	/ YDS	TFL	Q	IN	PD	FF	FR		TKL	AST	FF	FR	BL	TKL	AST	FF	FR
J.Brown	6	1	7	1	1	1	1	0	0	0	0		0	0	0	0	0	0	0	0	0
L.Ryan	5	0	5	0	0	0	0	0	2	0	0		0	0	0	0	0	0	0	0	0
K.Lewis	3	1	4	0	0	0	0	0	0	0	0		0	0	0	0	0	0	0	0	0
W.Woodyard	3	1	4	0	0	0	0	0	0	0	0		0	0	0	0	0	0	0	0	0
A.Jackson	3	0	3	0	0	0	0	0	0	0	0		0	0	0	0	0	0	0	0	0
K.Correa	2	1	3	0.5	4	1	1	0	0	0	0		0	0	0	0	0	0	0	0	0
D.Jones	2	1	3	0	0	1	1	0	0	0	0		0	0	0	0	0	0	0	0	0
J.Casey	1	1	2	0.5	4	0	2	0	0	0	0		0	0	0	0	0	0	0	0	0
B.Orakpo	1	0	1	0	0	0	1	0	0	0	0		0	0	0	0	0	0	0	0	0
R.Evans	1	0	1	0	0	0	0	0	0	0	0		0	0	0	0	0	0	0	0	0
B.Logan	1	0	1	0	0	0	0	0	0	0	0		0	0	0	0	0	0	0	0	0
S.Finch	1	0	1	0	0	0	0	0	0	0	0		0	0	0	0	0	0	0	0	0
M.Butler	1	0	1	0	0	0	0	0	0	0	0		0	0	0	0	0	0	0	0	0
K.Byard	1	0	1	0	0	0	0	0	0	0	0		0	0	0	0	0	0	0	0	0
A.Johnson	1	0	1	0	0	0	0	0	0	0	0		0	0	0	0	0	0	0	0	0
H.Landry	0	1	1	0	0	0	0	0	0	0	0		1	0	0	0	0	0	0	0	0
D.Cruikshank	0	0	0	0	0	0	0	0	0	0	0		2	0	0	0	0	0	0	0	0
B.Trawick	0	0	0	0	0	0	0	0	0	0	0		1	0	0	0	0	0	0	0	0
D.Henry	0	0	0	0	0	0	0	0	0	0	0		0	0	0	0	0	1	0	0	0
Total	32	7	39	2	9	3	6	0	2	0	0		4	0	0	0	0	1	0	0	0

TKL = Tackle AST = Assist COMB = Combined QH=QB Hit IN = Interception PD = Pass Defense FF = Forced Fumble FR = Fumble Recovery

Los Angeles Chargers	Regular Defensive Plays												Special Teams					Misc			
	TKL	AST	COMB	SK	/ YDS	TFL	QH	IN	PD	FF	FR		TKL	AST	FF	FR	BL	TKL	AST	FF	FR
D.Perryman	6	2	8	0	0	0	0	1	1	0	0		0	0	0	0	0	0	0	0	0
D.James	5	3	8	0	0	0	0	0	0	0	0		0	0	0	0	0	0	0	0	0
D.King	6	1	7	0	0	0	0	0	1	0	0		0	0	0	0	0	0	0	0	0
B.Mebane	6	0	6	0	0	1	0	0	0	0	0		0	0	0	0	0	0	0	0	0
M.Ingram	5	0	5	1	7	1	1	0	2	0	0		0	0	0	0	0	0	0	0	0
D.Phillon	4	1	5	1	4	1	2	0	0	0	0		0	0	0	0	0	0	0	0	0
A.Phillips	4	1	5	0	0	1	0	0	1	0	0		2	0	0	0	0	0	0	0	0
J.Brown	4	0	4	0	0	0	0	0	0	0	0		0	0	0	0	0	0	0	0	0
C.Hayward	4	0	4	0	0	0	0	0	0	0	0		0	0	0	0	0	0	0	0	0
C.Liuget	3	0	3	0	0	1	0	0	0	0	0		0	0	0	0	0	0	0	0	0
J.Addae	1	1	2	0	0	0	0	0	0	0	0		0	0	0	0	0	0	0	0	0
D.Square	1	1	2	0	0	0	0	0	0	0	0		0	0	0	0	0	0	0	0	0
T.Williams	1	0	1	0	0	0	0	0	0	0	0		0	0	0	0	0	0	0	0	0
K.Emanuel	1	0	1	0	0	0	0	0	0	0	0		0	0	0	0	0	0	0	0	0
U.Nwosu	1	0	1	0	0	1	0	0	0	0	0		0	0	0	0	0	0	0	0	0
M.Davis	0	0	0	0	0	0	0	0	0	0	0		2	0	0	0	0	0	0	0	0
D.Newsome	0	0	0	0	0	0	0	0	0	0	0		1	0	0	0	0	0	0	0	0
M.Badgley	0	0	0	0	0	0	0	0	0	0	0		1	0	0	0	0	0	0	0	0
J.Jackson	0	0	0	0	0	0	0	0	0	0	0		0	2	0	0	0	0	0	0	0
R.Jenkins	0	0	0	0	0	0	0	0	0	0	0		0	1	0	0	0	0	0	0	0
Total	52	10	62	2	11	6	3	1	5	0	0		6	3	0	0	0	0	0	0	0

# First Half Summary

[illegible]

10/21/2018 at Wembley Stadium

[illegible]

Play By Play

First Quarter

10/21/2018

LAC wins the coin toss and elects to defer. TEN elects to Receive, and LAC elects to defend the east goal.

M.Badgley kicks 62 yards from LAC 35 to TEN 3. D.Jennings to TEN 36 for 33 yards (A.Phillips).

Tennessee Titans at 15:00, (1st play from scrimmage 14:54)

1-10-TEN 36	(14:54) (Shotgun) D.Henry right guard to TEN 33 for -3 yards (B.Mebane).	
2-13-TEN 33	(14:21) (Shotgun) D.Henry left guard to TEN 36 for 3 yards (B.Mebane).	
3-10-TEN 36	(13:39) (Shotgun) M.Mariota pass short middle to T.Sharpe to LAC 48 for 16 yards (D.King).	P1
<u>1-10-LAC 48</u>	(12:59) M.Mariota pass short left to D.Henry to LAC 37 for 11 yards (J.Brown).	P2
<u>1-10-LAC 37</u>	(12:20) M.Mariota pass incomplete short right to T.Sharpe (M.Ingram).	
2-10-LAC 37	(12:17) (Shotgun) M.Mariota pass short right to D.Lewis to LAC 28 for 9 yards (D.Perryman).	
3-1-LAC 28	(11:33) (Shotgun) M.Mariota pass short right to D.Lewis pushed ob at LAC 14 for 14 yards (M.Ingram).	P3
<u>1-10-LAC 14</u>	(10:57) (Shotgun) M.Mariota left end pushed ob at LAC 8 for 6 yards (D.King).	
2-4-LAC 8	(10:23) D.Lewis right guard to LAC 9 for -1 yards (A.Phillips).	
3-5-LAC 9	(9:50) (Shotgun) M.Mariota pass incomplete short middle to T.Sharpe (D.King).	
4-5-LAC 9	(9:47) (Field Goal formation) R.Succop 28 yard field goal is GOOD, Center-B.Brinkley, Holder-B.Kern.	

TEN 3 LAC 0, 11 plays, 55 yards, 5:16 drive, 5:16 elapsed

R.Succop kicks 65 yards from TEN 35 to end zone, Touchback.

Los Angeles Chargers at 9:44

1-10-LAC 25	(9:44) P.Rivers pass deep left to Ty.Williams for 75 yards, TOUCHDOWN.	P1
	M.Badgley extra point is GOOD, Center-M.Windt, Holder-D.Jones.	

TEN 3 LAC 7, 1 plays, 75 yards, 0:09 drive, 5:25 elapsed

M.Badgley kicks 67 yards from LAC 35 to TEN -2. D.Jennings to TEN 23 for 25 yards (D.Newsome, R.Jenkins).

Tennessee Titans at 9:35, (1st play from scrimmage 9:30)

1-10-TEN 23	(9:30) D.Lewis left end to TEN 25 for 2 yards (M.Ingram).	
2-8-TEN 25	(8:53) (No Huddle) PENALTY on TEN-T.Sharpe, False Start, 5 yards, enforced at TEN 25 - No Play.	
2-13-TEN 20	(8:33) (Shotgun) M.Mariota pass short middle to C.Davis to TEN 25 for 5 yards (J.Brown).	
3-8-TEN 25	(7:54) (Shotgun) M.Mariota sacked at TEN 21 for -4 yards (D.Philon).	
4-12-TEN 21	(7:12) (Punt formation) B.Kern punts 49 yards to LAC 30, Center-B.Brinkley. D.King pushed ob at TEN 13 for 57 yards (D.Cruikshank).	
	PENALTY on LAC-J.Jackson, Illegal Block Above the Waist, 10 yards, enforced at LAC 32.	

Los Angeles Chargers at 6:55

1-10-LAC 22	(6:55) (Shotgun) P.Rivers pass short right to A.Ekeler pushed ob at LAC 33 for 11 yards (J.Casey).	P2
<u>1-10-LAC 33</u>	(6:11) A.Ekeler right end to LAC 38 for 5 yards (D.Jones).	
2-5-LAC 38	(5:31) A.Ekeler right guard to LAC 43 for 5 yards (K.Correa).	R3
<u>1-10-LAC 43</u>	(4:52) P.Rivers pass deep middle to K.Allen to TEN 33 for 24 yards (L.Ryan).	P4
<u>1-10-TEN 33</u>	(4:08) J.Barksdale reported in as eligible. A.Ekeler right guard to TEN 31 for 2 yards (R.Evans).	
2-8-TEN 31	(3:24) (Shotgun) P.Rivers pass short middle to K.Allen to TEN 14 for 17 yards (K.Lewis).	P5
<u>1-10-TEN 14</u>	(2:39) M.Williams left end to TEN 11 for 3 yards (K.Lewis).	
	Timeout #1 by LAC at 01:59.	
2-7-TEN 11	(1:59) (Shotgun) P.Rivers pass incomplete short left to A.Gates [B.Orakpo].	
3-7-TEN 11	(1:54) (Shotgun) P.Rivers pass incomplete short middle to M.Williams (L.Ryan).	
4-7-TEN 11	(1:51) (Field Goal formation) M.Badgley 29 yard field goal is GOOD, Center-M.Windt, Holder-D.Jones.	

TEN 3 LAC 10, 10 plays, 67 yards, 5:07 drive, 13:12 elapsed

M.Badgley kicks 61 yards from LAC 35 to TEN 4. D.Jennings to TEN 35 for 31 yards (M.Davis, J.Jackson).

Tennessee Titans at 1:48, (1st play from scrimmage 1:41)

1-10-TEN 35	(1:41) M.Mariota pass short left to D.Henry to LAC 44 for 21 yards (D.James).	P4
<u>1-10-LAC 44</u>	(1:02) D.Henry right tackle to LAC 43 for 1 yard (D.Philon).	
2-9-LAC 43	(:27) (No Huddle) D.Henry right tackle to LAC 41 for 2 yards (B.Mebane).	

END OF QUARTER

	Score	Time	First Downs				Efficiencies	
		Poss	R	P	X	T	3 Down	4 Down
Tennessee Titans	3	9:44	0	4	0	4	2/4	0/0
Los Angeles Chargers	10	5:16	1	4	0	5	0/1	0/0

Second Quarter

10/21/2018

Play By Play

Tennessee Titans continued.

3-7-LAC 41	(15:00) (Shotgun) M.Mariota pass short left to T.Sharpe to LAC 23 for 18 yards (A.Phillips).	P5
<u>1-10-LAC 23</u>	(14:19) D.Henry left tackle to LAC 22 for 1 yard (D.Perryman).	
2-9-LAC 22	(13:43) (Shotgun) D.Henry left guard to LAC 15 for 7 yards (D.Perryman).	
3-2-LAC 15	(12:59) (Shotgun) M.Mariota pass incomplete short right to C.Davis.	
4-2-LAC 15	(12:55) (Field Goal formation) R.Succop 33 yard field goal is GOOD, Center-B.Brinkley, Holder-B.Kern.	

TEN 6 LAC 10, 8 plays, 50 yards, 3:57 drive, 2:09 elapsed
-----------------------------------------------------------

R.Succop kicks 64 yards from TEN 35 to LAC 1. D.King to LAC 18 for 17 yards (D.Cruikshank).

Los Angeles Chargers at 12:51, (1st play from scrimmage 12:45)

1-10-LAC 18	(12:45) A.Ekeler right guard to LAC 20 for 2 yards (B.Logan, H.Landry).	
2-8-LAC 20	(12:05) (Shotgun) P.Rivers pass deep right to Ty.Williams to LAC 46 for 26 yards (A.Jackson).	P6
<u>1-10-LAC 46</u>	(11:19) (Shotgun) A.Ekeler left guard to 50 for 4 yards (J.Brown, D.Jones).	
2-6-50	(10:41) A.Ekeler right tackle to TEN 48 for 2 yards (S.Finch).	
3-4-TEN 48	(9:57) (Shotgun) P.Rivers pass incomplete short left to A.Ekeler.	
4-4-TEN 48	(9:51) (Punt formation) D.Jones punts 43 yards to TEN 5, Center-M.Windt, downed by LAC-M.Davis.	

Tennessee Titans at 9:42

1-10-TEN 5	(9:42) (Shotgun) D.Fluellen left guard to TEN 7 for 2 yards (D.Perryman).	
2-8-TEN 7	(9:05) (Shotgun) M.Mariota pass short left to T.Sharpe pushed ob at TEN 17 for 10 yards (T.Williams).	P6
<u>1-10-TEN 17</u>	(8:34) (No Huddle) M.Mariota scrambles up the middle to TEN 18 for 1 yard (D.Perryman; D.James).	
2-9-TEN 18	(7:53) D.Lewis left guard to TEN 35 for 17 yards (D.King; D.James).	R7
<u>1-10-TEN 35</u>	(7:08) D.Lewis right tackle to TEN 37 for 2 yards (B.Mebane).	
2-8-TEN 37	(6:29) (Shotgun) M.Mariota pass short right to D.Lewis to TEN 43 for 6 yards (C.Liuget).	
	Timeout #1 by TEN at 05:40.	
3-2-TEN 43	(5:40) D.Lewis left end to TEN 46 for 3 yards (C.Hayward).	R8
<u>1-10-TEN 46</u>	(5:02) T.Taylor right end pushed ob at TEN 45 for -1 yards (D.James).	
	PENALTY on TEN-J.Smith, Illegal Block Above the Waist, 10 yards, enforced at TEN 46 - No Play.	
1-20-TEN 36	(4:35) (Shotgun) M.Mariota scrambles left end to TEN 39 for 3 yards. M.Mariota pass short left to D.Lewis to TEN 49 for 10 yards (T.Williams).	
	PENALTY on TEN-M.Mariota, Illegal Forward Pass, 5 yards, enforced at TEN 39.	
2-22-TEN 34	(4:05) D.Lewis right tackle to TEN 46 for 12 yards (J.Addae).	
3-10-TEN 46	(3:28) (Shotgun) M.Mariota pass short middle to T.Sharpe to LAC 35 for 19 yards (J.Brown).	P9
<u>1-10-LAC 35</u>	(3:02) (No Huddle, Shotgun) M.Mariota pass short left to T.Taylor to LAC 27 for 8 yards (D.King).	
2-2-LAC 27	(2:38) (No Huddle, Shotgun) M.Mariota right end pushed ob at LAC 23 for 4 yards (C.Hayward).	R10

Two-Minute Warning

<u>1-10-LAC 23</u>	(2:00) (Shotgun) M.Mariota pass short right to C.Batson to LAC 23 for no gain (M.Ingram).	
2-10-LAC 23	(1:20) (Shotgun) M.Mariota pass short middle to J.Smith to LAC 15 for 8 yards (J.Brown).	
3-2-LAC 15	(:45) (Shotgun) M.Mariota pass short left to C.Davis to LAC 10 for 5 yards (C.Hayward).	P11
	Timeout #2 by TEN at 00:39.	
<u>1-10-LAC 10</u>	(:39) (Shotgun) M.Mariota pass short middle intended for J.Smith INTERCEPTED by D.Perryman (M.Ingram) at LAC 4. D.Perryman to LAC 20 for 16 yards (D.Henry).	

Los Angeles Chargers at 0:29

1-10-LAC 20	(:29) (Shotgun) A.Ekeler left guard to LAC 21 for 1 yard (J.Brown).
-------------	---------------------------------------------------------------------

END OF QUARTER

	Score	Time Poss	First Downs				Efficiencies	
			R	P	X	T	3 Down	4 Down
Tennessee Titans	6	11:22	3	4	0	7	4/5	0/0
Los Angeles Chargers	10	3:38	0	1	0	1	0/1	0/0



Third Quarter

10/21/2018

Play By Play

LAC elects to Receive, and TEN elects to defend the goal.

R.Succop kicks 65 yards from TEN 35 to end zone, Touchback.

Los Angeles Chargers at 15:00

1-10-LAC 25	(15:00) P.Rivers pass short left to T.Benjamin pushed ob at LAC 38 for 13 yards (A.Jackson) [J.Casey].	P7
<u>1-10-LAC 38</u>	(14:29) (Shotgun) P.Rivers pass short left to A.Ekeler pushed ob at LAC 45 for 7 yards (J.Brown) [D.Jones].	
2-3-LAC 45	(13:52) P.Rivers pass deep right to M.Williams for 55 yards, TOUCHDOWN.	P8
M.Badgley extra point is GOOD, Center-M.Windt, Holder-D.Jones.		

TEN 6 LAC 17, 3 plays, 75 yards, 1:14 drive, 1:14 elapsed
-----------------------------------------------------------

M.Badgley kicks 59 yards from LAC 35 to TEN 6. D.Jennings to TEN 43 for 37 yards (M.Badgley, J.Jackson).

PENALTY on LAC-R.Jenkins, Unnecessary Roughness, 15 yards, enforced at TEN 43.

Tennessee Titans at 13:46, (1st play from scrimmage 13:39)

1-10-LAC 42	(13:39) D.Henry left guard to LAC 36 for 6 yards (B.Mebane, D.James).	
2-4-LAC 36	(13:01) M.Mariota pass short middle to L.Stocker to LAC 26 for 10 yards (K.Emanuel).	P12
<u>1-10-LAC 26</u>	(12:25) (Shotgun) M.Mariota sacked at LAC 33 for -7 yards (M.Ingram).	
2-17-LAC 33	(11:45) (Shotgun) M.Mariota pass short left to D.Lewis pushed ob at LAC 12 for 21 yards (A.Phillips).	P13
<u>1-10-LAC 12</u>	(11:10) D.Lewis right end to LAC 4 for 8 yards (D.James).	
2-2-LAC 4	(10:26) (Shotgun) M.Mariota pass short middle to J.Smith to LAC 1 for 3 yards (D.Perryman).	P14
<u>1-1-LAC 1</u>	(9:46) (Shotgun) D.Henry up the middle for 1 yard, TOUCHDOWN.	R15
R.Succop extra point is GOOD, Center-B.Brinkley, Holder-B.Kern.		

TEN 13 LAC 17, 7 plays, 42 yards, 4:03 drive, 5:17 elapsed
------------------------------------------------------------

R.Succop kicks 70 yards from TEN 35 to LAC -5. D.King to LAC 25 for 30 yards (B.Trawick).

Los Angeles Chargers at 9:43, (1st play from scrimmage 9:36)

1-10-LAC 25	(9:36) J.Jackson right end to LAC 26 for 1 yard (W.Woodyard).	
2-9-LAC 26	(8:55) P.Rivers pass short right to J.Jackson to LAC 37 for 11 yards (J.Brown).	P9
<u>1-10-LAC 37</u>	(8:13) P.Rivers pass short middle to Ty.Williams pushed ob at LAC 43 for 6 yards (M.Butler).	
2-4-LAC 43	(7:32) (Shotgun) P.Rivers sacked at LAC 35 for -8 yards (sack split by J.Casey and K.Correa).	
3-12-LAC 35	(6:45) (Shotgun) P.Rivers pass short right to Ty.Williams to LAC 46 for 11 yards (A.Jackson).	
4-1-LAC 46	(6:14) (No Huddle, Shotgun) PENALTY on LAC, Delay of Game, 5 yards, enforced at LAC 46 - No Play.	
4-6-LAC 41	(5:45) (Punt formation) D.Jones punts 40 yards to TEN 19, Center-M.Windt. A.Jackson to TEN 19 for no gain (M.Davis).	

Tennessee Titans at 5:38

1-10-TEN 19	(5:38) (Shotgun) D.Henry right guard to TEN 25 for 6 yards (B.Mebane).	
2-4-TEN 25	(5:02) (Shotgun) D.Henry left end pushed ob at TEN 25 for no gain (D.Perryman).	
PENALTY on TEN-C.Levin, Clipping, 12 yards, enforced at TEN 25 - No Play.		
2-16-TEN 13	(4:48) (Shotgun) M.Mariota scrambles left end pushed ob at TEN 24 for 11 yards (A.Phillips).	
3-5-TEN 24	(4:12) (Shotgun) M.Mariota pass incomplete short middle to C.Davis (A.Phillips).	
4-5-TEN 24	(4:07) (Punt formation) B.Kern punts 54 yards to LAC 22, Center-B.Brinkley. D.King to LAC 34 for 12 yards (H.Landry).	

Los Angeles Chargers at 3:56

1-10-LAC 34	(3:56) (Shotgun) A.Ekeler left end to LAC 45 for 11 yards (L.Ryan, W.Woodyard).	R10
<u>1-10-LAC 45</u>	(3:25) (No Huddle, Shotgun) P.Rivers pass short left to A.Ekeler to 50 for 5 yards (J.Brown; K.Lewis).	
2-5-50	(2:41) (No Huddle, Shotgun) P.Rivers pass incomplete short right.	
3-5-50	(2:36) (Shotgun) P.Rivers pass short right to A.Gates to TEN 43 for 7 yards (K.Byard).	P11
<u>1-10-TEN 43</u>	(1:56) A.Ekeler up the middle to TEN 39 for 4 yards (A.Johnson).	
Timeout #1 by TEN at 01:22.		
2-6-TEN 39	(1:22) P.Rivers sacked at TEN 40 for -1 yards (J.Brown).	
3-7-TEN 40	(:39) (Shotgun) P.Rivers pass short middle to K.Allen to TEN 27 for 13 yards (L.Ryan).	P12

END OF QUARTER

	Score	Time Poss	First Downs				Efficiencies	
			R	P	X	T	3 Down	4 Down
Tennessee Titans	13	5:45	1	3	0	4	0/1	0/0
Los Angeles Chargers	17	9:15	1	5	0	6	2/3	0/0

## Play By Play

## Fourth Quarter

10/21/2018

Los Angeles Chargers continued.

<u>1-10-TEN 27</u>	(15:00) A.Ekeler left end pushed ob at TEN 18 for 9 yards (K.Lewis). Play was a reverse, #13 Keenan Allen went right and pitched back to #30 Austin Ekeler who came back around the left end.	
2-1-TEN 18	(14:26) (Shotgun) A.Ekeler left tackle to TEN 21 for -3 yards (D.Jones).	
3-4-TEN 21	(13:46) (Shotgun) P.Rivers pass short middle to K.Allen to TEN 14 for 7 yards (L.Ryan). Tennessee challenged the pass completion ruling, and the play was Upheld. The ruling on the field stands. (Timeout #2.)	P13
<u>1-10-TEN 14</u>	(13:22) (Shotgun) P.Rivers pass short right to A.Ekeler to TEN 10 for 4 yards (W.Woodyard).	
2-6-TEN 10	(12:41) J.Barksdale reported in as eligible. P.Rivers pass incomplete short right to V.Green.	
3-6-TEN 10	(12:36) (Shotgun) P.Rivers pass incomplete short middle to M.Williams (L.Ryan). LAC-M.Williams was injured during the play. His return is Probable.	
4-6-TEN 10	(12:33) (Field Goal formation) M.Badgley 28 yard field goal is GOOD, Center-M.Windt, Holder-D.Jones.	

TEN 13 LAC 20, 14 plays, 56 yards, 6:27 drive, 2:31 elapsed

M.Badgley kicks 62 yards from LAC 35 to TEN 3. D.Jennings to TEN 33 for 30 yards (A.Phillips).

Tennessee Titans at 12:29, (1st play from scrimmage 12:22)

1-10-TEN 33	(12:22) D.Lewis right tackle to TEN 38 for 5 yards (D.Square).	
2-5-TEN 38	(11:48) M.Mariota pass short left to D.Lewis to TEN 48 for 10 yards (D.James, D.Perryman) [D.Philon].	P16
<u>1-10-TEN 48</u>	(11:10) M.Mariota pass incomplete deep middle to T.Taylor.	
2-10-TEN 48	(11:06) (Shotgun) M.Mariota pass short right to C.Davis to TEN 48 for no gain (D.King).	
3-10-TEN 48	(10:21) (Shotgun) M.Mariota pass short middle to T.Sharpe to LAC 36 for 16 yards (D.King).	P17
<u>1-10-LAC 36</u>	(9:43) D.Lewis left tackle to LAC 37 for -1 yards (C.Liuget).	
2-11-LAC 37	(9:12) (No Huddle) M.Mariota pass short middle to D.Lewis to LAC 33 for 4 yards (D.James).	
3-7-LAC 33	(8:30) (Shotgun) M.Mariota pass incomplete short right to C.Davis.	
4-7-LAC 33	(8:26) (Field Goal formation) R.Succop 51 yard field goal is No Good, Wide Left, Center-B.Brinkley, Holder-B.Kern.	

Los Angeles Chargers at 8:21

1-10-LAC 41	(8:21) P.Rivers pass short left to A.Ekeler to LAC 40 for -1 yards (K.Correa).	
2-11-LAC 40	(7:36) (Shotgun) P.Rivers pass incomplete short left to A.Ekeler.	
3-11-LAC 40	(7:33) (Shotgun) P.Rivers pass short middle to K.Allen to TEN 49 for 11 yards (L.Ryan). Penalty on TEN-L.Ryan, Defensive Holding, declined.	P14
<u>1-10-TEN 49</u>	(7:11) (Shotgun) A.Ekeler left tackle to TEN 49 for no gain (J.Brown).	
2-10-TEN 49	(6:28) J.Jackson right tackle to TEN 47 for 2 yards (W.Woodyard).	
3-8-TEN 47	(5:46) (Shotgun) P.Rivers pass short right to A.Gates to TEN 43 for 4 yards (B.Orakpo).	
4-4-TEN 43	(4:59) (Punt formation) D.Jones punts 32 yards to TEN 11, Center-M.Windt, fair catch by A.Jackson.	

Tennessee Titans at 4:55

1-10-TEN 11	(4:55) D.Lewis up the middle to TEN 15 for 4 yards (D.James, D.Philon).	
2-6-TEN 15	(4:24) D.Lewis left tackle to TEN 20 for 5 yards (D.Philon).	
3-1-TEN 20	(3:47) (Shotgun) D.Henry left guard to TEN 23 for 3 yards (D.Philon).	R18
<u>1-10-TEN 23</u>	(3:05) M.Mariota scrambles left end pushed ob at TEN 34 for 11 yards (C.Hayward).	R19
<u>1-10-TEN 34</u>	(2:58) D.Lewis right guard to LAC 30 for 36 yards (D.King).	R20
<u>1-10-LAC 30</u>	(2:13) M.Mariota pass deep left to T.Sharpe ran ob at LAC 14 for 16 yards.	P21
<u>1-10-LAC 14</u>	(2:08) D.Henry left tackle to LAC 12 for 2 yards (M.Ingram).	

Two-Minute Warning

2-8-LAC 12	(2:00) (Shotgun) D.Henry right guard to LAC 8 for 4 yards (C.Liuget).	
3-4-LAC 8	(1:22) (Shotgun) M.Mariota pass short middle to T.Sharpe to LAC 2 for 6 yards (D.Perryman, J.Addae).	P22
<u>1-2-LAC 2</u>	(:47) (Shotgun) D.Lewis left guard to LAC 3 for -1 yards (U.Nwosu). TEN-J.Kline was injured during the play. His return is Doubtful. Timeout #3 by TEN at 00:43. Timeout charged to Tennessee due to the injury on the previous play	
2-3-LAC 3	(:43) (Shotgun) M.Mariota pass incomplete short middle to C.Davis.	
3-3-LAC 3	(:40) (Shotgun) M.Mariota scrambles left guard for 3 yards, TOUCHDOWN. The Replay Official reviewed the runner broke the plane ruling, and the play was REVERSED. (Shotgun) M.Mariota left guard to LAC 1 for 2 yards (A.Phillips; D.Square). Timeout #1 by LAC at 00:35.	
4-1-LAC 1	(:35) M.Mariota pass short left to L.Stocker for 1 yard, TOUCHDOWN. (Pass formation) TWO-POINT CONVERSION ATTEMPT. M.Mariota pass to T.Sharpe is incomplete. ATTEMPT FAILS. PENALTY on LAC-D.James, Defensive Holding, 1 yard, enforced at LAC 2 - No Play.	P23

Tennessee Titans vs Los Angeles Chargers at Wembley Stadium

TWO-POINT CONVERSION ATTEMPT. M.Mariota pass to T.Taylor is incomplete. ATTEMPT FAILS. #31 Adrian Phillips tipped the pass.

TEN 19 LAC 20, 13 plays, 89 yards, 4:24 drive, 14:29 elapsed

R.Succop kicks onside 14 yards from TEN 35 to TEN 49. K.Allen (didn't try to advance) to TEN 49 for no gain.

Los Angeles Chargers at 0:31, (1st play from scrimmage 0:30)

1-10-TEN 49 (:30) P.Rivers kneels to 50 for -1 yards.

END OF QUARTER	Score	Time Poss	First Downs				Efficiencies	
			R	P	X	T	3 Down	4 Down
Tennessee Titans	19	8:32	3	5	0	8	3/5	1/1
Los Angeles Chargers	20	6:28	0	2	0	2	2/4	0/0

# Miscellaneous Statistics Report

Tennessee Titans vs Los Angeles Chargers  
10/21/2018 at Wembley Stadium

## Ten Longest Plays for Tennessee Titans

Yards	Qtr	Play Start	Play Description
36	4	1-10-TEN 34	(2:58) D.Lewis right guard to LAC 30 for 36 yards (D.King).
21	1	1-10-TEN 35	(1:41) M.Mariota pass short left to D.Henry to LAC 44 for 21 yards (D.James).
21	3	2-17-LAC 33	(11:45) (Shotgun) M.Mariota pass short left to D.Lewis pushed ob at LAC 12 for 21 yards (A.Phillips).
19	2	3-10-TEN 46	(3:28) (Shotgun) M.Mariota pass short middle to T.Sharpe to LAC 35 for 19 yards (J.Brown).
18	2	3-7-LAC 41	(15:00) (Shotgun) M.Mariota pass short left to T.Sharpe to LAC 23 for 18 yards (A.Phillips).
17	2	2-9-TEN 18	(7:53) D.Lewis left guard to TEN 35 for 17 yards (D.King; D.James).
16	1	3-10-TEN 36	(13:39) (Shotgun) M.Mariota pass short middle to T.Sharpe to LAC 48 for 16 yards (D.King).
16	4	3-10-TEN 48	(10:21) (Shotgun) M.Mariota pass short middle to T.Sharpe to LAC 36 for 16 yards (D.King).
16	4	1-10-LAC 30	(2:13) M.Mariota pass deep left to T.Sharpe ran ob at LAC 14 for 16 yards.
14	1	3-1-LAC 28	(11:33) (Shotgun) M.Mariota pass short right to D.Lewis pushed ob at LAC 14 for 14 yards (M.Ingram).

## Ten Longest Plays for Los Angeles Chargers

Yards	Qtr	Play Start	Play Description
75	1	1-10-LAC 25	(9:44) P.Rivers pass deep left to Ty.Williams for 75 yards, TOUCHDOWN.
55	3	2-3-LAC 45	(13:52) P.Rivers pass deep right to M.Williams for 55 yards, TOUCHDOWN.
26	2	2-8-LAC 20	(12:05) (Shotgun) P.Rivers pass deep right to Ty.Williams to LAC 46 for 26 yards (A.Jackson).
24	1	1-10-LAC 43	(4:52) P.Rivers pass deep middle to K.Allen to TEN 33 for 24 yards (L.Ryan).
17	1	2-8-TEN 31	(3:24) (Shotgun) P.Rivers pass short middle to K.Allen to TEN 14 for 17 yards (K.Lewis).
13	3	1-10-LAC 25	(15:00) P.Rivers pass short left to T.Benjamin pushed ob at LAC 38 for 13 yards (A.Jackson) [J.Casey].
13	3	3-7-TEN 40	(:39) (Shotgun) P.Rivers pass short middle to K.Allen to TEN 27 for 13 yards (L.Ryan).
11	1	1-10-LAC 22	(6:55) (Shotgun) P.Rivers pass short right to A.Ekeler pushed ob at LAC 33 for 11 yards (J.Casey).
11	3	2-9-LAC 26	(8:55) P.Rivers pass short right to J.Jackson to LAC 37 for 11 yards (J.Brown).
11	3	3-12-LAC 35	(6:45) (Shotgun) P.Rivers pass short right to Ty.Williams to LAC 46 for 11 yards (A.Jackson).

## Touchdown Scoring Information

		Offense	Defense	Special Teams
VISITOR	Tennessee Titans	2	0	0
HOME	Los Angeles Chargers	2	0	0

## Player Scoring Information

Club	Player	TD	Rush TD	Rec TD	KO TD	Punt TD	Int TD	Fum TD	Misc TD	FG	XP	2Pt Rush	2Pt Rec	Sfty	Points
TEN	R.Succop	0	0	0	0	0	0	0	0	2	1	0	0	0	7
TEN	D.Henry	0	1	0	0	0	0	0	0	0	0	0	0	0	6
TEN	L.Stocker	0	0	1	0	0	0	0	0	0	0	0	0	0	6
LAC	M.Badgley	0	0	0	0	0	0	0	0	2	2	0	0	0	8
LAC	M.Williams	0	0	1	0	0	0	0	0	0	0	0	0	0	6
LAC	Ty.Williams	0	0	1	0	0	0	0	0	0	0	0	0	0	6

## Possession Detail

	First Half		Second Half		Game	
	Visitor	Home	Visitor	Home	Visitor	Home
Largest Lead	3	7	0	11	3	11
Drives Leading	0	3	0	5	0	8
Time of Possession Leading	0:00	8:45	0:00	15:43	0:00	24:28
Largest Deficit	-7	-3	-11	0	-11	-3
Drives Trailing	3	1	4	0	7	1
Time of Possession Trailing	15:50	0:09	14:17	0:00	30:07	0:09
Times Score Tied Up		0		0		0
Lead Changes		2		0		2

# Playtime Percentage

*Percent of playtime per player on offense, defense and special teams*

Tennessee Titans						Los Angeles Chargers					
		Offense	Defense	Special Teams				Offense	Defense	Special Teams	
T Lewan	T	71 100%		4	17%	R Okung	T	44 100%		4	17%
J Conklin	T	71 100%		4	17%	M Schofield	G	44 100%		4	17%
C Levin	C	71 100%		4	17%	D Feeney	G	44 100%		4	17%
M Mariota	QB	71 100%				M Pouncey	C	44 100%			
B Jones	C	71 100%				P Rivers	QB	44 100%			
J Kline	G	66 93%		4	17%	A Ekeler	RB	42 95%		1	4%
C Davis	WR	61 86%				K Allen	WR	40 91%		1	4%
T Sharpe	WR	56 79%		1	4%	T Williams	WR	36 82%			
J Smith	TE	56 79%				S Tevi	T	34 77%		4	17%
T Taylor	WR	49 69%				V Green	TE	32 73%		4	17%
D Lewis	RB	45 63%				M Williams	WR	30 68%			
L Stocker	TE	30 42%		11	48%	A Gates	TE	13 30%			
D Henry	RB	24 34%				J Barksdale	T	12 27%			
A Firkser	TE	15 21%		8	35%	S Culkin	TE	11 25%		4	17%
M Pruitt	TE	7 10%		5	22%	J Jackson	RB	5 11%		11	48%
C Batson	WR	6 8%				T Benjamin	WR	5 11%			
D Kelly	T	5 7%		4	17%	D Watt	FB	3 7%		7	30%
D Fluellen	RB	3 4%		14	61%	G Davis	WR	1 2%		9	39%
D Jennings	WR	3 4%		9	39%	J Addae	SS		71 100%	4	17%
K Lewis	FS		44 100%	12	52%	D James	FS		70 99%	4	17%
A Jackson	CB		44 100%	7	30%	C Hayward	CB		70 99%		
K Byard	FS		44 100%	3	13%	M Ingram	DE		63 89%		
L Ryan	CB		44 100%	3	13%	T Williams	CB		62 87%	6	26%
W Woodyard	LB		40 91%	1	4%	D Perryman	LB		58 82%		
J Casey	DT		36 82%	1	4%	D King	CB		47 66%	10	43%
J Brown	LB		32 73%	6	26%	D Philon	DT		47 66%	3	13%
K Correa	LB		31 70%	8	35%	D Square	NT		44 62%		
B Orakpo	LB		31 70%	1	4%	B Mebane	NT		42 59%		
M Butler	CB		29 66%	7	30%	A Phillips	SS		40 56%	19	83%
D Jones	DE		27 61%	4	17%	J Brown	LB		37 52%	2	9%
H Landry	LB		23 52%	7	30%	C Liuget	DT		34 48%	4	17%
R Evans	LB		18 41%			I Rochell	DE		29 41%	16	70%
A Johnson	NT		17 39%	8	35%	K Emanuel	LB		24 34%	12	52%
B Logan	NT		12 27%	4	17%	J Jones	DT		15 21%	4	17%
S Finch	LB		11 25%	15	65%	M Davis	CB		8 11%	14	61%
D Kilgo	NT		1 2%	4	17%	R Jenkins	FS		8 11%	13	57%
D Bates	LB			18	78%	C Landrum	DE		8 11%	4	17%
B Trawick	FS			18	78%	U Nwosu	LB		4 6%	18	78%
L Sims	CB			14	61%	N Dzubnar	LB			15	65%
D Cruikshank	FS			14	61%	B Facyson	CB			13	57%
R Succop	K			9	39%	D Newsome	RB			11	48%
B Brinkley	LS			6	26%	M Badgley	K			9	39%
B Kern	P			6	26%	M Windt	LS			7	30%
R Spillane	LB			5	22%	D Jones	P			7	30%
A Stinnie	G			4	17%	S Quessenberry	C			4	17%



# 2018 TENNESSEE TITANS REGULAR SEASON STATISTICS

## Won 3, Lost 4

Date	W-L	Score	OT	Opponent	Attendance
09/09	L	20-27		at Miami	65,184
09/16	W	20-17		Houston	62,372
09/23	W	9-6		at Jacksonville	64,015
09/30	W	26-23	OT	Philadelphia	69,013
10/07	L	12-13		at Buffalo	68,202
10/14	L	0-21		Baltimore	64,441
10/21	L	19-20		at L.A. Chargers	84,301
11/05				at Dallas	
11/11				New England	
11/18				at Indianapolis	
11/26				at Houston	
12/02				N.Y. Jets	
12/06				Jacksonville	
12/16				at N.Y. Giants	
12/23				Washington	
12/30				Indianapolis	

Statistic	Tenn.	Opp.
<b>Total First Downs</b>	<b>116</b>	<b>131</b>
Rushing	35	46
Passing	71	77
Penalty	10	8
3rd Down: Made/Att	37/97	37/89
3rd Down Pct.	38.1	41.6
4th Down: Made/Att	6/8	3/6
4th Down Pct.	75.0	50.0
<b>Possession Avg.</b>	<b>29:37</b>	<b>30:23</b>
<b>Total Net Yards</b>	<b>1966</b>	<b>2371</b>
Avg. Per Game	280.9	338.7
Total Plays	411	432
Avg. Per Play	4.8	5.5
<b>Net Yards Rushing</b>	<b>755</b>	<b>786</b>
Avg. Per Game	107.9	112.3
Total Rushes	192	190
<b>Net Yards Passing</b>	<b>1211</b>	<b>1585</b>
Avg. Per Game	173.0	226.4
Sacked/Yards Lost	22/135	15/84
Gross Yards	1346	1669
Att./Completions	197/126	227/150
Completion Pct.	64.0	66.1
Had Intercepted	6	5
<b>Punts/Average</b>	<b>33/47.2</b>	<b>31/46.0</b>
Net Punting Avg.	33/41.4	31/37.0
<b>Penalties/Yards</b>	<b>34/285</b>	<b>52/422</b>
<b>Fumbles/Ball Lost</b>	<b>6/2</b>	<b>7/2</b>
<b>Touchdowns</b>	<b>9</b>	<b>13</b>
Rushing	3	3
Passing	5	9
Returns	1	1

Score By Periods	Q1	Q2	Q3	Q4	OT	PTS
<b>Team</b>	<b>29</b>	<b>6</b>	<b>17</b>	<b>48</b>	<b>6</b>	<b>106</b>
<b>Opponents</b>	<b>24</b>	<b>34</b>	<b>30</b>	<b>36</b>	<b>3</b>	<b>127</b>

Scoring	TD	Rush	Rec	Ret	K-PAT	FG	S	PTS
Succop	0	0	0	0	7/7	15/17	0	52
Cruikshank	1	0	1	0			0	6
C. Davis	1	0	1	0			0	6
Henry	1	1	0	0			0	6
Jennings	1	0	0	1			0	6
D. Lewis	1	1	0	0			0	6
Mariota	1	1	0	0			0	6
Sharpe	1	0	1	0			0	6
Stocker	1	0	1	0			0	6
Taylor	1	0	1	0			0	6
<b>Team</b>	<b>9</b>	<b>3</b>	<b>5</b>	<b>1</b>	<b>7/7</b>	<b>15/17</b>	<b>0</b>	<b>106</b>
<b>Opponents</b>	<b>13</b>	<b>3</b>	<b>9</b>	<b>1</b>	<b>13/13</b>	<b>12/13</b>	<b>0</b>	<b>127</b>

**2-Pt Conv:** TM 0-1, OPP 0-0

**Sacks:** Casey 3.5, Brown 3, Correa 2.5, Butler 1, Finch 1, Landry 1, Ryan 1, Vaccaro 1, Woodyard 1, TM 15, OPP 22

**FUM/Lost:** Mariota 3/0, C. Davis 1/0, D. Lewis 1/1, Taylor 1/1

Rushing	No.	Yds	Avg	Long	TD
D. Lewis	73	277	3.8	36	1
Henry	84	273	3.3	14	1
Mariota	31	185	6.0	21	1
Sharpe	1	16	16.0	16	0
Fluellen	1	2	2.0	2	0
Gabbert	2	2	1.0	1	0
<b>Team</b>	<b>192</b>	<b>755</b>	<b>3.9</b>	<b>36</b>	<b>3</b>
<b>Opponents</b>	<b>190</b>	<b>786</b>	<b>4.1</b>	<b>22</b>	<b>3</b>

Receiving	No.	Yds	Avg	Long	TD
C. Davis	30	395	13.2	51	1
D. Lewis	29	199	6.9	21	0
Taylor	19	190	10.0	19	1
Sharpe	16	222	13.9	19	1
Stocker	7	74	10.6	31	1
Henry	6	49	8.2	21	0
J. Smith	5	44	8.8	12	0
Walker	4	52	13.0	16	0
Jennings	3	19	6.3	7	0
Matthews	3	11	3.7	4	0
Firkser	2	25	12.5	18	0
Cruikshank	1	66	66.0	66t	1
Batson	1	0	0.0	0	0
<b>Team</b>	<b>126</b>	<b>1346</b>	<b>10.7</b>	<b>66t</b>	<b>5</b>
<b>Opponents</b>	<b>150</b>	<b>1669</b>	<b>11.1</b>	<b>75t</b>	<b>9</b>

Interceptions	No.	Yds	Avg	Long	TD
Jackson	2	7	3.5	7	0
Butler	1	34	34.0	34	0
Byard	1	0	0.0	0	0
Vaccaro	1	0	0.0	0	0
<b>Team</b>	<b>5</b>	<b>41</b>	<b>8.2</b>	<b>34</b>	<b>0</b>
<b>Opponents</b>	<b>6</b>	<b>120</b>	<b>20.0</b>	<b>54</b>	<b>0</b>

Punting	No.	Yds	Avg	Net	TB	In	Lg	B
Kern	33	1558	47.2	41.4	2	14	62	0
<b>Team</b>	<b>33</b>	<b>1558</b>	<b>47.2</b>	<b>41.4</b>	<b>2</b>	<b>14</b>	<b>62</b>	<b>0</b>
<b>Opponents</b>	<b>31</b>	<b>1425</b>	<b>46.0</b>	<b>37.0</b>	<b>8</b>	<b>12</b>	<b>68</b>	<b>0</b>

Punt Returns	Ret	FC	Yds	Avg	Long	TD
Jackson	4	2	34	8.5	26	0
Matthews	4	0	38	9.5	18	0
Williams TM	4	1	47	11.8	38	0
Batson	1	0	0	0.0	0	0
<b>Team</b>	<b>13</b>	<b>3</b>	<b>119</b>	<b>9.2</b>	<b>38</b>	<b>0</b>
<b>Opponents</b>	<b>17</b>	<b>4</b>	<b>151</b>	<b>8.9</b>	<b>42</b>	<b>0</b>

Kickoff Returns	No.	Yds	Avg	Long	TD
Jennings	9	330	36.7	94t	1
<b>Team</b>	<b>9</b>	<b>330</b>	<b>36.7</b>	<b>94t</b>	<b>1</b>
<b>Opponents</b>	<b>7</b>	<b>244</b>	<b>34.9</b>	<b>102t</b>	<b>1</b>

Field Goals	1-19	20-29	30-39	40-49	50+
Succop	0/0	3/3	6/6	3/4	3/4
<b>Team</b>	<b>0/0</b>	<b>3/3</b>	<b>6/6</b>	<b>3/4</b>	<b>3/4</b>
<b>Opponents</b>	<b>0/0</b>	<b>4/4</b>	<b>5/5</b>	<b>3/3</b>	<b>0/1</b>

Succop: (47G,53G) (42G,31G) (39G,48N,36G,28G) (42G, 33G) (25G,54G,39G,50G) () (28G,33G,51N)  
 OPP: (27G,30G) (54N,34G) (46G,38G) (27G,30G,37G) (40G,46G) () (29G,28G)

Passing	Att	Cmp	Yds	Cmp%	Yds/Att	TD	TD%	Int	Int%	Long	Sack/Lost	Rating
Mariota	150	99	1030	66.0	6.87	3	2.0	5	3.3	51	19/110	78.5
Gabbert	45	25	242	55.6	5.38	1	2.2	1	2.2	18t	3/25	68.9
Byard	1	1	66	100.0	66.00	1	100.0	0	0.0	66t	0/0	158.3
Henry	1	1	8	100.0	8.00	0	0.0	0	0.0	8	0/0	100.0
<b>Team</b>	<b>197</b>	<b>126</b>	<b>1346</b>	<b>64.0</b>	<b>6.83</b>	<b>5</b>	<b>2.5</b>	<b>6</b>	<b>3.0</b>	<b>66t</b>	<b>22/135</b>	<b>79.6</b>
<b>Opponents</b>	<b>227</b>	<b>150</b>	<b>1669</b>	<b>66.1</b>	<b>7.35</b>	<b>9</b>	<b>4.0</b>	<b>5</b>	<b>2.2</b>	<b>75t</b>	<b>15/84</b>	<b>91.8</b>

## **TITANS SHINE IN MONDAY NIGHT FOOTBALL WIN OVER COWBOYS**

**BY JIM WYATT  
TITANS ONLINE  
NOVEMBER 5, 2018**

ARLINGTON, Texas -- The Titans showed up on the Monday Night Football stage, and turned in a performance worthy of a bow.

After a shaky start, the Titans took over Monday night's game against the Dallas Cowboys.

When it was over, the Titans left with a 28-14 victory, which ended a three-game losing streak and started to build some momentum heading into the second half of the season. It came before 90,466 fans at AT&T Stadium.

"This game was of the utmost importance," Titans cornerback Logan Ryan said. "It was a 'got to have it,' it was 'desperation,' it was everything. We needed to win this game. It was one of those weeks where we had to do whatever it took to win, and we are happy to get it.

"I said it (coming in). I told the guys: It's a must win. We put ourselves in that position. We came in here and believed we could win and we played like that."

The Titans (4-4) face the New England Patriots on Sunday at Nissan Stadium.

"I think all the wins in this league are great wins – they are difficult each week, and it's a great challenge to come in here on the road, in this environment, for us to play, our organization to play, on Monday Night Football and for a lot of guys to contribute to that win," Titans coach Mike Vrabel said. "Hopefully we can get healthy in a hurry and we can move on to New England very quickly."

Titans quarterback Marcus Mariota played well on center stage, throwing two touchdown passes and

running for another. Mariota's nine-yard touchdown run with 4:38 gave the Titans a two-touchdown lead. Mariota completed 21-of-29 passes for 240 yards in the contest, with touchdown passes to running back Dion Lewis and tight end Jonnu Smith.

On offense, the Titans were 11-of-14 (79 percent) on third down in the contest. Lewis had another big day, rushing for a team-high 62 yards while also catching four passes for 60 yards.

In the second half, the Titans defense also turned up the pressure on Cowboys quarterback Dak Prescott, recording five sacks. The Titans also stiffened up while defending running back Ezekiel Elliott.

Titans edge rusher Harold Landry had one of the team's five sacks. Wesley Woodyard, Brian Orakpo, Austin Johnson and Jayon Brown got in on the action as well.

"They always say: Sacks come in bunches," Landry said. "I feel like when one dude is eating, everybody starts eating and that's how it worked out. We were feeding off of one another's energy."

Things were bad before it got better for the Titans.

The Cowboys took a 7-0 lead in the first quarter on a four-yard touchdown pass from Prescott to receiver Amari Cooper, which came just 1:53 after a Titans turnover. The Titans gave the Cowboys good field position after Mariota fumbled while being sacked, and Dallas recovered the football at the Tennessee 15.

After another turnover, the Titans were on the verge of being buried early. That's when safety Kevin Byard stepped up and made a huge play – an interception in the end zone. He celebrated by running into the middle of the star at AT&T Stadium – reminiscent of a Terrell Owens celebration 18 years ago when he played for the 49ers, against the Cowboys.

"It's just something I thought about at the hotel, thinking about Monday night in Dallas," Byard said. "I was thinking, 'What can I do if I make a play?'" And really just to show the team we are not scared. We are here to play ball, and here to win the game. I made the play and I ran straight to the 50-yard line."

The Titans responded with a beautiful scoring drive that was capped off with a one-yard touchdown run by running back Derrick Henry, which made it 7-7. Henry's run capped off a 15-play, 80-yard drive that took 8:55 off the clock.

After getting a stop on defense, the Titans put together another nice scoring drive led by Mariota, and it was capped off with an 18-yard touchdown pass to Lewis to give the Titans a 14-7 lead. Mariota connected with receiver Darius Jennings on a beautiful 36-yard completion on the drive, and he also found receiver Cameron Batson on another third down to extend the drive.

But the Cowboys tied the game just before halftime on a 23-yard pass from Prescott to receiver Allen Hurns, who got behind Titans cornerback Malcolm Butler to make it 14-14 at the half.

The Titans got another big play on defense in the third quarter, when Brown sacked Prescott, forcing a fumble that was recovered by Woodyard at the Dallas 40.

The Titans turned the turnover into points, capping a seven-play drive off with a seven-yard touchdown pass from Mariota to Smith with 5:44 left in the third quarter, which made it 21-14.

The Titans missed a golden opportunity for more points when kicker Ryan Succop missed a 28-yard field goal with 10:58 remaining, keeping the score 21-14.

But the Titans made the plays to win it late, including Mariota's touchdown run.

“It is special for sure,” Mariota said.  
“Growing up, all you can really dream about is playing on Monday night. It was fun to be able to do that – we had a great atmosphere and we had a bunch of Titans fans in town. So it was quite enjoyable.

“And being able to get back to .500 was very important, and we have another one (against the Patriots) coming up.”

# # #

# National Football League Game Summary

NFL Copyright © 2018 by The National Football League. All rights reserved. This summary and play-by-play is for the express purpose of assisting media in their coverage of the game; any other use of this material is prohibited without the written permission of the National Football League. Updated: 11/9/2018

Date: Monday, 11/5/2018 Tennessee Titans at Dallas Cowboys Start Time: 7:15 PM CST  
at AT&T Stadium, Arlington, Texas

Game Day Weather  
Game Weather: Clear skies Temp: 74° F (23.3° C) Humidity: 58%, Wind: North/Northwest 4 mph  
Played Indoor on Turf: Artificial

Officials  
Referee: Blakeman, Clete (34) Umpire: George, Ramon (128) Down Judge: McKenzie, Dana (8)  
Line Judge: Coleman IV, Walt (87) Field Judge: Larrew, Joe (73) Side Judge: Prioleau, Dyrol (109)  
Back Judge: Quirk, Jim (5) Replay Official: Weidner, Paul (0)

Tennessee Titans				Dallas Cowboys			
Offense		Defense		Offense		Defense	
WR	19 T.Sharpe	DE	90 D.Jones	WR	19 A.Cooper	DE	90 D.Lawrence
RB	33 D.Lewis	NT	94 A.Johnson	LT	77 T.Smith	DT	96 M.Collins
LT	77 T.Lewan	DT	99 J.Casey	LG	52 C.Williams	DT	99 A.Woods
LG	67 Q.Spain	OLB	44 K.Correa	C	73 J.Looney	DE	98 T.Crawford
C	60 B.Jones	ILB	59 W.Woodyard	RG	70 Z.Martin	SLB	57 D.Wilson
RG	64 J.Kline	ILB	54 R.Evans	RT	71 L.Collins	MLB	54 J.Smith
RT	78 J.Conklin	OLB	98 B.Orakpo	TE	80 R.Gathers	WLB	50 S.Lee
TE	81 J.Smith	CB	26 L.Ryan	WR	13 M.Gallup	CB	24 C.Awuzie
WR	84 C.Davis	SS	24 K.Vaccaro	TE	86 D.Schultz	CB	31 B.Jones
QB	8 M.Mariota	FS	31 K.Byard	QB	4 D.Prescott	SS	38 J.Heath
RB	22 D.Henry	CB	25 A.Jackson	RB	21 E.Elliott	FS	25 X.Woods

Substitutions  
K 4 R.Succop, P 6 B.Kern, WR 13 T.Taylor, WR 15 D.Jennings, WR 17 C.Batson, CB 21 M.Butler, S 28 K.Lewis, DB 29 D.Cruikshank, RB 32 D.Fluellen, CB 36 L.Sims, S 41 B.Trawick, LS 48 B.Brinkley, LB 53 D.Bates, LB 55 J.Brown, OLB 56 S.Finch, OLB 58 H.Landry, C/G 62 C.Levin, T/G 71 D.Kelly, TE 85 M.Pruitt, TE 86 A.Firkser, TE 88 L.Stocker, DL 96 B.Logan, DT 97 D.Kilgo  
K 2 B.Maher, P 6 C.Jones, WR 11 C.Beasley, WR 15 D.Thompson, WR 17 A.Hurns, DB 20 Da.Thompson, CB 27 J.Lewis, CB 30 A.Brown, DB 34 T.Decoud, S 35 K.Frazier, RB 45 R.Smith, FB 49 J.Olawale, DT 51 C.Reid, LB 53 J.March-Lillard, LB 55 L.Vander Esch, LB 59 C.Covington, C 61 A.Redmond, TE 89 B.Jarwin, LS 91 L.Ladouceur, DE 92 D.Armstrong, DT 93 D.Ross, DE 97 T.Charlton

Did Not Play  
QB 7 B.Gabbert  
QB 7 C.Rush, T 75 C.Fleming  
Not Active  
DB 20 K.Durden, FB 40 J.Fowler, LB 51 W.Compton, G 61 A.Stinnie, T 69 T.Marz, OLB 91 D.Morgan, DE 92 M.Dickerson  
QB 3 Mi.White, WR 10 T.Austin, LB 48 J.Thomas, G 76 X.Su'a-Filo, TE 87 G.Swaim, DE 94 R.Gregory, DT 95 D.Irving

Field Goals (made ( ) & missed)							
R.Succop		28LU		B.Maher		38WR	
				1	2	3	4
VISITOR:		Tennessee Titans		0	14	7	7
HOME:		Dallas Cowboys		7	7	0	0
						OT	Total
						0	28
						0	14

Scoring Plays							
Team	Qtr	Time	Play Description (Extra Point)	(Drive Info)	Visitor	Home	
Cowboys	1	6:12	A.Cooper 4 yd. pass from D.Prescott (B.Maher kick) (4-15, 1:56)			0	7
Titans	2	9:35	D.Henry 1 yd. run (R.Succop kick) (15-80, 8:55)			7	7
Titans	2	4:11	D.Lewis 18 yd. pass from M.Mariota (R.Succop kick) (7-69, 3:38)			14	7
Cowboys	2	0:39	A.Hurns 23 yd. pass from D.Prescott (B.Maher kick) (10-78, 3:32)			14	14
Titans	3	5:44	J.Smith 7 yd. pass from M.Mariota (R.Succop kick) (7-40, 3:18)			21	14
Titans	4	4:38	M.Mariota 9 yd. run (R.Succop kick) (8-64, 4:08)			28	14
Paid Attendance: 90,466						Time: 2:55	

## Final Individual Statistics

## Tennessee Titans

RUSHING	ATT	YDS	AVG	LG	TD
D.Lewis	19	62	3.3	13	0
M.Mariota	10	32	3.2	12	1
D.Henry	6	27	4.5	13	1
C.Davis	1	4	4.0	4	0
Total	36	125	3.5	13	2

PASSING	ATT	CMP	YDS	SK/YD	TD	LG	IN	RT
M.Mariota	29	21	240	4/25	2	37	0	119.9
Total	29	21	240	4/25	2	37	0	119.9

PASS RECEIVING	TAR	REC	YDS	AVG	LG	TD
C.Davis	10	6	56	9.3	17	0
D.Lewis	4	4	60	15.0	37	1
J.Smith	2	2	33	16.5	26	1
T.Taylor	2	2	24	12.0	16	0
C.Batson	3	2	21	10.5	12	0
D.Henry	2	2	5	2.5	3	0
D.Jennings	1	1	36	36.0	36	0
L.Stocker	2	1	5	5.0	5	0
T.Sharpe	1	1	0	0.0	0	0
Total	27	21	240	11.4	37	2

INTERCEPTIONS	NO	YDS	AVG	LG	TD
K.Byard	1	0	0.0	0	0
Total	1	0	0.0	0	0

PUNTING	NO	YDS	AVG	NET	TB	IN20	LG
B.Kern	1	45	45.0	38.0	0	1	45
Total	1	45	45.0	38.0	0	1	45

PUNT RETURNS	NO	YDS	AVG	FC	LG	TD
A.Jackson	2	11	5.5	1	11	0
Total	2	11	5.5	1	11	0

KICKOFF RETURNS	NO	YDS	AVG	FC	LG	TD
D.Jennings	1	23	23.0	0	23	0
[TOUCHBACK]	2	0	0.0	0	0	0
Total	1	23	23.0	0	23	0

## Dallas Cowboys

RUSHING	ATT	YDS	AVG	LG	TD
E.Elliott	17	61	3.6	17	0
D.Prescott	2	11	5.5	6	0
Total	19	72	3.8	17	0

PASSING	ATT	CMP	YDS	SK/YD	TD	LG	IN	RT
D.Prescott	31	21	243	5/18	2	37	1	99.3
C.Beasley	1	0	0	0/0	0	0	0	39.6
Total	32	21	243	5/18	2	37	1	96.2

PASS RECEIVING	TAR	REC	YDS	AVG	LG	TD
A.Cooper	8	5	58	11.6	19	1
E.Elliott	5	4	51	12.8	37	0
M.Gallup	6	3	51	17.0	21	0
C.Beasley	4	3	16	5.3	6	0
D.Thompson	2	2	21	10.5	15	0
B.Jarwin	2	2	15	7.5	10	0
A.Hurns	1	1	23	23.0	23	1
R.Smith	2	1	8	8.0	8	0
D.Prescott	1	0	0	0.0	0	0
Total	31	21	243	11.6	37	2

INTERCEPTIONS	NO	YDS	AVG	LG	TD
Total	0	0	0	0	0

PUNTING	NO	YDS	AVG	NET	TB	IN20	LG
C.Jones	3	134	44.7	41.0	0	0	47
Total	3	134	44.7	41.0	0	0	47

PUNT RETURNS	NO	YDS	AVG	FC	LG	TD
C.Beasley	1	7	7.0	0	7	0
Total	1	7	7.0	0	7	0

KICKOFF RETURNS	NO	YDS	AVG	FC	LG	TD
D.Thompson	1	23	23.0	0	23	0
[TOUCHBACK]	4	0	0.0	0	0	0
Total	1	23	23.0	0	23	0

## Tennessee Titans

FUMBLES	FUM	LOST	OWN-REC	YDS	TD	FORCED	OPP-REC	YDS	TD	OUT-BDS
M.Mariota	2	2	0	0	0	0	0	0	0	0
J.Brown	0	0	0	0	0	1	0	0	0	0
W.Woodyard	0	0	0	0	0	0	1	0	0	0
Total	2	2	0	0	0	1	1	0	0	0

## Dallas Cowboys

FUMBLES	FUM	LOST	OWN-REC	YDS	TD	FORCED	OPP-REC	YDS	TD	OUT-BDS
D.Prescott	1	1	0	0	0	0	0	0	0	0
D.Lawrence	0	0	0	0	0	1	0	0	0	0
S.Lee	0	0	0	0	0	0	1	0	0	0
J.Smith	0	0	0	0	0	0	1	0	0	0
Total	1	1	0	0	0	1	2	0	0	0



## Final Team Statistics

	Visitor Titans	Home Cowboys
TOTAL FIRST DOWNS	24	18
By Rushing	11	5
By Passing	11	12
By Penalty	2	1
THIRD DOWN EFFICIENCY	11-14-79%	5-11-45%
FOURTH DOWN EFFICIENCY	0-0-0%	0-1-0%
TOTAL NET YARDS	340	297
Total Offensive Plays (inc. times thrown passing)	69	56
Average gain per offensive play	4.9	5.3
NET YARDS RUSHING	125	72
Total Rushing Plays	36	19
Average gain per rushing play	3.5	3.8
Tackles for a loss-number and yards	2-4	4-8
NET YARDS PASSING	215	225
Times thrown - yards lost attempting to pass	4-25	5-18
Gross yards passing	240	243
PASS ATTEMPTS-COMPLETIONS-HAD INTERCEPTED	29-21-0	32-21-1
Avg gain per pass play (inc.# thrown passing)	6.5	6.1
KICKOFFS Number-In End Zone-Touchbacks	5-5-4	3-3-2
PUNTS Number and Average	1-45.0	3-44.7
Had Blocked	0	0
FGs - PATs Had Blocked	0-0	0-0
Net Punting Average	38.0	41.0
TOTAL RETURN YARDAGE (Not Including Kickoffs)	11	7
No. and Yards Punt Returns	2-11	1-7
No. and Yards Kickoff Returns	1-23	1-23
No. and Yards Interception Returns	1-0	0-0
PENALTIES Number and Yards	3-20	6-52
FUMBLES Number and Lost	2-2	1-1
TOUCHDOWNS	4	2
Rushing	2	0
Passing	2	2
EXTRA POINTS Made-Attempts	4-4	2-2
Kicking Made-Attempts	4-4	2-2
FIELD GOALS Made-Attempts	0-1	0-1
RED ZONE EFFICIENCY	4-5-80%	1-4-25%
GOAL TO GO EFFICIENCY	1-2-50%	1-2-50%
SAFETIES	0	0
FINAL SCORE	28	14
TIME OF POSSESSION	34:26	25:34

# Ball Possession And Drive Chart

## Tennessee Titans

#	Time Recd	Time Lost	Time Poss	How Ball Obtained	Drive Began	# Play	Yds Gain	Yds Pen	Net Yds	1st Down	Last Scrm	How Given Up
1	10:31	8:08	2:23	Missed FG	TEN 28	5	-4	7	3	1	TEN 39	Fumble
2	6:12	5:01	1:11	Kickoff	TEN 25	3	15	0	15	1	TEN 40	Fumble
3	3:30	9:35	8:55	Interception	TEN 20	15	85	-5	80	6	* DAL 1	Touchdown
4	7:49	4:11	3:38	Punt	TEN 31	7	69	0	69	3	* DAL 18	Touchdown
5	0:39	0:00	0:39	Kickoff	TEN 25	1	-9	0	-9	0	TEN 25	End of Half
6	15:00	12:39	2:21	Kickoff	TEN 23	5	21	0	21	1	TEN 44	Punt
7	9:02	5:44	3:18	Fumble	DAL 40	7	40	0	40	3	* DAL 7	Touchdown
8	2:20	10:58	6:22	Punt	TEN 25	14	51	15	66	5	* DAL 9	Missed FG
9	8:46	4:38	4:08	Punt	TEN 36	8	64	0	64	3	* DAL 9	Touchdown
10	1:31	0:00	1:31	Downs	TEN 13	5	8	0	8	1	TEN 23	End of Game

(286) Average TEN 29

## Dallas Cowboys

#	Time Recd	Time Lost	Time Poss	How Ball Obtained	Drive Began	# Play	Yds Gain	Yds Pen	Net Yds	1st Down	Last Scrm	How Given Up
1	15:00	10:31	4:29	Kickoff	DAL 25	9	50	5	55	4	* TEN 20	Missed FG
2	8:08	6:12	1:56	Fumble	TEN 15	4	15	0	15	2	* TEN 4	Touchdown
3	5:01	3:30	1:31	Fumble	TEN 41	3	35	0	35	1	* TEN 6	Interception
4	9:35	7:49	1:46	Kickoff	DAL 25	3	11	-10	1	0	DAL 26	Punt
5	4:11	0:39	3:32	Kickoff	DAL 22	10	78	0	78	5	TEN 23	Touchdown
6	12:39	9:02	3:37	Punt	DAL 18	6	37	-15	22	1	DAL 42	Fumble
7	5:44	2:20	3:24	Kickoff	DAL 25	5	14	0	14	1	DAL 39	Punt
8	10:58	8:46	2:12	Missed FG	DAL 20	3	-10	0	-10	0	DAL 10	Punt
9	4:38	1:31	3:07	Kickoff	DAL 25	14	67	-5	62	4	* TEN 13	Downs

(304) Average DAL 34

\* inside opponent's 20

Time of Possession by Quarter		1st	2nd	3rd	4th	OT	Total
Visitor	Tennessee Titans	7:04	9:42	7:59	9:41		34:26
Home	Dallas Cowboys	7:56	5:18	7:01	5:19		25:34

Kickoff Drive No.-Start Average

Titans: 3 - TEN 24

Cowboys: 5 - DAL 24

## Final Defensive Statistics

Tennessee Titans	Regular Defensive Plays												Special Teams					Misc			
	TKL	AST	COMB	SK	/ YDS	TFL	Q	IN	PD	FF	FR		TKL	AST	FF	FR	BL	TKL	AST	FF	FR
W.Woodyard	5	5	10	1	0	0	1	0	0	0	1		0	0	0	0	0	0	0	0	0
K.Vaccaro	5	0	5	0	0	0	0	0	0	0	0		0	0	0	0	0	0	0	0	0
M.Butler	4	1	5	0	0	0	0	0	0	0	0		0	0	0	0	0	0	0	0	0
K.Byard	3	2	5	0	0	1	0	1	1	0	0		0	0	0	0	0	0	0	0	0
J.Brown	3	1	4	1	2	1	1	0	0	1	0		0	0	0	0	0	0	0	0	0
L.Ryan	3	1	4	0	0	0	1	0	0	0	0		0	0	0	0	0	0	0	0	0
H.Landry	2	2	4	1	8	2	1	0	0	0	0		0	0	0	0	0	0	0	0	0
A.Jackson	3	0	3	0	0	0	0	0	0	0	0		0	0	0	0	0	0	0	0	0
K.Correa	2	0	2	0	0	0	0	0	0	0	0		0	0	0	0	0	0	0	0	0
R.Evans	1	1	2	0	0	0	0	0	0	0	0		0	0	0	0	0	0	0	0	0
J.Casey	1	1	2	0	0	0	0	0	0	0	0		0	0	0	0	0	0	0	0	0
B.Orakpo	1	0	1	1	2	1	1	0	1	0	0		0	0	0	0	0	0	0	0	0
A.Johnson	1	0	1	1	6	1	1	0	0	0	0		0	0	0	0	0	0	0	0	0
S.Finch	1	0	1	0	0	0	0	0	0	0	0		0	0	0	0	0	0	0	0	0
D.Kilgo	1	0	1	0	0	0	0	0	0	0	0		0	0	0	0	0	0	0	0	0
D.Fluellen	0	0	0	0	0	0	0	0	0	0	0		1	0	0	0	0	0	0	0	0
L.Sims	0	0	0	0	0	0	0	0	0	0	0		1	0	0	0	0	0	0	0	0
T.Lewan	0	0	0	0	0	0	0	0	0	0	0		0	0	0	0	0	1	0	0	0
Total	36	14	50	5	18	6	6	1	2	1	1		2	0	0	0	0	1	0	0	0

TKL = Tackle AST = Assist COMB = Combined QH=QB Hit IN = Interception PD = Pass Defense FF = Forced Fumble FR = Fumble Recovery

Dallas Cowboys	Regular Defensive Plays												Special Teams					Misc			
	TKL	AST	COMB	SK	/ YDS	TFL	QH	IN	PD	FF	FR		TKL	AST	FF	FR	BL	TKL	AST	FF	FR
L.Vander Esch	6	3	9	0	0	0	0	0	1	0	0		0	0	0	0	0	0	0	0	0
J.Smith	6	3	9	0	0	0	0	0	0	0	1		0	0	0	0	0	0	0	0	0
C.Awuzie	6	1	7	0	0	0	0	0	0	0	0		0	0	0	0	0	0	0	0	0
X.Woods	4	3	7	0	0	0	0	0	0	0	0		0	0	0	0	0	0	0	0	0
M.Collins	3	2	5	0	0	0	0	0	0	0	0		0	0	0	0	0	0	0	0	0
J.Heath	4	0	4	0	0	0	0	0	0	0	0		0	1	0	0	0	0	0	0	0
D.Lawrence	2	2	4	1	8	0	0	0	0	1	0		0	0	0	0	0	0	0	0	0
A.Brown	2	2	4	0	0	0	1	0	0	0	0		0	0	0	0	0	0	0	0	0
D.Ross	2	1	3	1	6	2	1	0	0	0	0		0	0	0	0	0	0	0	0	0
T.Crawford	2	0	2	1	9	1	2	0	0	0	0		0	0	0	0	0	0	0	0	0
B.Jones	2	0	2	0	0	0	0	0	1	0	0		0	0	0	0	0	0	0	0	0
D.Wilson	2	0	2	0	0	0	0	0	0	0	0		0	1	0	0	0	0	0	0	0
A.Woods	1	1	2	0	0	0	0	0	0	0	0		0	0	0	0	0	0	0	0	0
D.Armstrong	0	2	2	0.5	1	0	1	0	0	0	0		0	0	0	0	0	0	0	0	0
S.Lee	1	0	1	0	0	0	0	0	0	0	1		0	0	0	0	0	0	0	0	0
C.Reid	0	1	1	0.5	1	0	1	0	0	0	0		0	0	0	0	0	0	0	0	0
T.Charlton	0	1	1	0	0	0	0	0	0	0	0		0	0	0	0	0	0	0	0	0
R.Smith	0	0	0	0	0	0	0	0	0	0	0		1	0	0	0	0	0	0	0	0
J.Olawale	0	0	0	0	0	0	0	0	0	0	0		1	0	0	0	0	0	0	0	0
L.Collins	0	0	0	0	0	0	0	0	0	0	0		0	0	0	0	0	1	0	0	0
Total	43	22	65	4	25	3	6	0	2	1	2		2	2	0	0	0	1	0	0	0

11/5/2018 at AT&T Stadium

## First Half Summary

## TIME OF POSSESSION

Titans	16:46
Cowboys	13:14

## - Scoring Plays

Team	Qtr	Time	Play Description (Extra Point)	(Drive Info)	Visitor	Home
Cowboys	1	6:12	A.Cooper 4 yd. pass from D.Prescott (B.Maher kick)	(4-15, 1:56)	0	7
Titans	2	9:35	D.Henry 1 yd. run (R.Succop kick)	(15-80, 8:55)	7	7
Titans	2	4:11	D.Lewis 18 yd. pass from M.Mariota (R.Succop kick)	(7-69, 3:38)	14	7
Cowboys	2	0:39	A.Hurns 23 yd. pass from D.Prescott (B.Maher kick)	(10-78, 3:32)	14	14

	Tennessee Titans	Dallas Cowboys
TOTAL FIRST DOWNS	11	12
First Downs Rushing-Passing-by Penalty	4 - 6 - 1	4 - 7 - 1
THIRD DOWN EFFICIENCY	6-7-86%	2-4-50%
TOTAL NET YARDS	156	189
Total Offensive Plays	31	28
NET YARDS RUSHING	43	50
NET YARDS PASSING	113	139
Gross Yards Passing	130	139
Times thrown-yards lost attempting to pass	2-17	0-0
Pass Attempts-Completions-Had Intercepted	15 - 12 - 0	15 - 10 - 1
Punts-Number and Average	0 - 0	1 - 43
Penalties-Number and Yards	2 - 10	2 - 17
Fumbles-Number and Lost	2 - 2	0 - 0
Red Zone Efficiency	2-2-100%	1-3-33%
Average Drive Start	TEN 26	DAL 43

Tennessee Titans									Dallas Cowboys												
RUSHING			ATT	YDS	AVG	LG	TD		RUSHING			ATT	YDS	AVG	LG	TD					
D.Lewis			8	21	2.6	12	0		E.Elliott			12	45	3.8	17	0					
M.Mariota			3	13	4.3	12	0		D.Prescott			1	5	5.0	5	0					
D.Henry			2	5	2.5	4	1														
C.Davis			1	4	4.0	4	0														
Total			14	43	3.1	12	1		Total			13	50	3.8	17	0					
PASSING			ATT	CMP	YDS	SK/YD	TD	LG	IN	RT	PASSING			ATT	CMP	YDS	SK/YD	TD	LG	IN	RT
M.Mariota			15	12	130	2/17	1	36	0	125.0	D.Prescott			15	10	139	0/0	2	37	1	108.1
Total			15	12	130	2/17	1	36	0	125.0	Total			15	10	139	0/0	2	37	1	108.1
PASS RECEIVING			TAR	REC	YDS	AVG	LG	TD		PASS RECEIVING			TAR	REC	YDS	AVG	LG	TD			
C.Davis			6	4	42	10.5	17	0		E.Elliott			3	3	51	17.0	37	0			
D.Lewis			2	2	14	7.0	18	1		A.Cooper			5	3	30	10.0	15	1			
D.Henry			2	2	5	2.5	3	0		A.Hurns			1	1	23	23.0	23	1			
D.Jennings			1	1	36	36.0	36	0		D.Thompson			1	1	15	15.0	15	0			
T.Taylor			1	1	16	16.0	16	0		M.Gallup			2	1	10	10.0	10	0			
C.Batson			1	1	12	12.0	12	0		B.Jarwin			1	1	10	10.0	10	0			
L.Stocker			2	1	5	5.0	5	0		R.Smith			1	0	0	0.0	0	0			
Total			15	12	130	10.8	36	1		Total			14	10	139	13.9	37	2			

[illegible]





## Play By Play

## First Quarter

11/5/2018

TEN wins the coin toss and elects to defer. DAL elects to Receive, and TEN elects to defend the south goal.

R.Succop kicks 65 yards from TEN 35 to end zone, Touchback.

Dallas Cowboys at 15:00

1-10-DAL 25	(15:00) E.Elliott up the middle to DAL 35 for 10 yards (R.Evans; W.Woodyard).	R1
<u>1-10-DAL 35</u>	(14:22) (Shotgun) D.Prescott pass short left to A.Cooper pushed ob at DAL 46 for 11 yards (J.Brown; M.Butler).	P2
<u>1-10-DAL 46</u>	(13:54) E.Elliott right end to DAL 45 for -1 yards (K.Byard).	
2-11-DAL 45	(13:19) (No Huddle, Shotgun) D.Prescott pass short left to M.Gallup to TEN 45 for 10 yards (M.Butler).	
3-1-TEN 45	(12:44) E.Elliott right end pushed ob at TEN 28 for 17 yards (L.Ryan).	R3
<u>1-10-TEN 28</u>	(12:04) (Shotgun) D.Prescott pass incomplete deep left to C.Beasley.	
	PENALTY on TEN-L.Ryan, Defensive Holding, 5 yards, enforced at TEN 28 - No Play.	X4
<u>1-10-TEN 23</u>	(11:58) E.Elliott right tackle to TEN 17 for 6 yards (S.Finch).	
2-4-TEN 17	(11:23) E.Elliott right guard to TEN 20 for -3 yards (J.Brown).	
3-7-TEN 20	(10:40) (Shotgun) D.Prescott pass incomplete deep left to A.Cooper. Pass thrown left corner of the end zone.	
4-7-TEN 20	(10:35) (Field Goal formation) B.Maher 38 yard field goal is No Good, Wide Right, Center-L.Ladouceur, Holder-C.Jones.	

Tennessee Titans at 10:31

1-10-TEN 28	(10:31) (Shotgun) D.Lewis up the middle to TEN 31 for 3 yards (M.Collins).	
2-7-TEN 31	(9:55) (Shotgun) M.Mariota pass incomplete short right to C.Davis.	
3-7-TEN 31	(9:48) (Shotgun) M.Mariota pass incomplete short middle to T.Sharpe.	
	PENALTY on DAL-J.Smith, Defensive Pass Interference, 7 yards, enforced at TEN 31 - No Play.	X1
<u>1-10-TEN 38</u>	(9:44) (Shotgun) M.Mariota pass short right to D.Henry to TEN 40 for 2 yards (J.Smith).	
2-8-TEN 40	(9:04) D.Lewis up the middle to TEN 39 for -1 yards (M.Collins; J.Smith).	
3-9-TEN 39	(8:18) (Shotgun) M.Mariota sacked at TEN 31 for -8 yards (D.Lawrence). FUMBLES (D.Lawrence), touched at TEN 31, RECOVERED by DAL-S.Lee at TEN 15. S.Lee to TEN 15 for no gain (T.Lewan).	

Dallas Cowboys at 8:08

1-10-TEN 15	(8:08) (Shotgun) D.Prescott pass short right to E.Elliott pushed ob at TEN 8 for 7 yards (A.Jackson).	
2-3-TEN 8	(7:38) E.Elliott up the middle to TEN 2 for 6 yards (K.Byard; H.Landry).	R5
<u>1-2-TEN 2</u>	(6:57) (Shotgun) E.Elliott left tackle to TEN 4 for -2 yards (H.Landry).	
2-4-TEN 4	(6:18) (Shotgun) D.Prescott pass short left to A.Cooper for 4 yards, TOUCHDOWN.	P6
	B.Maher extra point is GOOD, Center-L.Ladouceur, Holder-C.Jones.	

TEN 0 DAL 7, 4 plays, 15 yards, 1:56 drive, 8:48 elapsed

B.Maher kicks 65 yards from DAL 35 to end zone, Touchback.

Tennessee Titans at 6:12

1-10-TEN 25	(6:12) (Shotgun) M.Mariota pass short right to C.Davis pushed ob at TEN 39 for 14 yards (C.Awuzie).	P2
<u>1-10-TEN 39</u>	(5:34) D.Lewis left tackle to TEN 40 for 1 yard (D.Lawrence; J.Smith).	
2-9-TEN 40	(5:09) (No Huddle, Shotgun) M.Mariota FUMBLES (Aborted) at TEN 38, RECOVERED by DAL-J.Smith at TEN 41.	

Dallas Cowboys at 5:01

1-10-TEN 41	(5:01) D.Prescott pass short right to E.Elliott pushed ob at TEN 4 for 37 yards (R.Evans).	P7
	Timeout #1 by DAL at 04:20.	
<u>1-4-TEN 4</u>	(4:20) E.Elliott left end to TEN 6 for -2 yards (W.Woodyard; J.Casey).	
2-6-TEN 6	(3:37) D.Prescott pass short left intended for A.Cooper INTERCEPTED by K.Byard at TEN 0. Touchback.	

Tennessee Titans at 3:30

1-10-TEN 20	(3:30) (Shotgun) D.Lewis up the middle to TEN 21 for 1 yard (L.Vander Esch).	
2-9-TEN 21	(3:05) (No Huddle) M.Mariota pass short middle to L.Stocker to TEN 26 for 5 yards (L.Vander Esch) [T.Crawford]. FUMBLES (L.Vander Esch), RECOVERED by DAL-J.Smith at TEN 28. J.Smith to TEN 30 for -2 yards (L.Stocker). The Replay Official reviewed the pass completion ruling, and the play was REVERSED.	
	(No Huddle) M.Mariota pass incomplete short right to L.Stocker (L.Vander Esch) [T.Crawford].	
3-9-TEN 21	(3:03) (Shotgun) M.Mariota pass deep right to T.Taylor to TEN 37 for 16 yards (C.Awuzie). Dallas challenged the pass completion ruling, and the play was Upheld. The ruling on the field was confirmed. (Timeout #2.)	P3
<u>1-10-TEN 37</u>	(2:35) (Shotgun) M.Mariota pass short left to C.Davis to TEN 43 for 6 yards (D.Wilson).	
2-4-TEN 43	(1:52) D.Lewis up the middle to TEN 43 for no gain (A.Woods).	
3-4-TEN 43	(1:07) (Shotgun) PENALTY on TEN-J.Kline, False Start, 5 yards, enforced at TEN 43 - No Play.	
3-9-TEN 38	(:43) (Shotgun) M.Mariota pass deep right to C.Davis to DAL 45 for 17 yards (B.Jones).	P4

Tennessee Titans vs Dallas Cowboys at AT&T Stadium

END OF QUARTER

	Score	Time Poss	First Downs				Efficiencies	
			R	P	X	T	3 Down	4 Down
Tennessee Titans	0	7:04	0	3	1	4	2/3	0/0
Dallas Cowboys	7	7:56	3	3	1	7	1/2	0/0

## Play By Play

## Second Quarter

11/5/2018

Tennessee Titans continued.

<u>1-10-DAL 45</u>	(15:00) C.Davis right end to DAL 41 for 4 yards (C.Awuzie; D.Lawrence).	
2-6-DAL 41	(14:16) (Shotgun) M.Mariota pass short middle to L.Stocker to DAL 36 for 5 yards (J.Smith).	
	Timeout #1 by TEN at 13:38.	
3-1-DAL 36	(13:38) (Shotgun) M.Mariota right tackle to DAL 24 for 12 yards (J.Heath).	R5
<u>1-10-DAL 24</u>	(12:57) (Shotgun) D.Lewis left tackle to DAL 23 for 1 yard (J.Smith).	
2-9-DAL 23	(12:21) D.Lewis left end to DAL 11 for 12 yards (J.Smith).	R6
<u>1-10-DAL 11</u>	(11:38) (Shotgun) M.Mariota pass short middle to C.Davis to DAL 6 for 5 yards (L.Vander Esch).	
2-5-DAL 6	(11:00) D.Lewis right end to DAL 2 for 4 yards (C.Awuzie).	
3-1-DAL 2	(10:17) M.Mariota up the middle to DAL 1 for 1 yard (M.Collins). Quarterback sneak.	R7
<u>1-1-DAL 1</u>	(9:41) D.Henry right guard for 1 yard, TOUCHDOWN.	R8
	R.Succop extra point is GOOD, Center-B.Brinkley, Holder-B.Kern.	

TEN 7 DAL 7, 15 plays, 80 yards, 8:55 drive, 5:25 elapsed

R.Succop kicks 65 yards from TEN 35 to end zone, Touchback.

Dallas Cowboys at 9:35

1-10-DAL 25	(9:35) E.Elliott up the middle to DAL 29 for 4 yards (J.Casey).	
2-6-DAL 29	(9:01) D.Prescott pass incomplete short right to M.Gallup.	
3-6-DAL 29	(8:56) (Shotgun) D.Prescott pass short middle to A.Cooper to DAL 36 for 7 yards (A.Jackson).	
	PENALTY on DAL-B.Jarwin, Offensive Pass Interference, 10 yards, enforced at DAL 29 - No Play.	
3-16-DAL 19	(8:32) (Shotgun) D.Prescott pass short right to E.Elliott to DAL 26 for 7 yards (L.Ryan; W.Woodyard).	
4-9-DAL 26	(7:55) (Punt formation) C.Jones punts 43 yards to TEN 31, Center-L.Ladouceur, fair catch by A.Jackson.	

Tennessee Titans at 7:49

1-10-TEN 31	(7:49) M.Mariota pass incomplete deep middle to C.Davis (B.Jones). Pass incomplete on a curl route at the Tennessee 45.	
2-10-TEN 31	(7:43) (Shotgun) M.Mariota pass short left to D.Henry to TEN 34 for 3 yards (J.Heath).	
3-7-TEN 34	(6:59) (Shotgun) M.Mariota pass short left to C.Batson to TEN 46 for 12 yards (B.Jones) [A.Brown].	P9
<u>1-10-TEN 46</u>	(6:13) (Shotgun) D.Henry up the middle to 50 for 4 yards (S.Lee).	
2-6-50	(5:41) (No Huddle, Shotgun) M.Mariota pass short left to D.Lewis to TEN 46 for -4 yards (D.Ross).	
	Timeout #2 by TEN at 04:56.	
3-10-TEN 46	(4:56) (Shotgun) M.Mariota pass deep middle to D.Jennings to DAL 18 for 36 yards (X.Woods).	P10
<u>1-10-DAL 18</u>	(4:21) M.Mariota pass short right to D.Lewis for 18 yards, TOUCHDOWN.	P11
	R.Succop extra point is GOOD, Center-B.Brinkley, Holder-B.Kern.	

TEN 14 DAL 7, 7 plays, 69 yards, 3:38 drive, 10:49 elapsed

R.Succop kicks 66 yards from TEN 35 to DAL -1. D.Thompson to DAL 22 for 23 yards (D.Fluellen).

Dallas Cowboys at 4:11, (1st play from scrimmage 4:06)

1-10-DAL 22	(4:06) (Shotgun) D.Prescott pass short left to B.Jarwin to DAL 32 for 10 yards (J.Brown).	P8
<u>1-10-DAL 32</u>	(3:30) E.Elliott left tackle to DAL 37 for 5 yards (W.Woodyard).	
2-5-DAL 37	(2:56) (Shotgun) E.Elliott right guard to DAL 41 for 4 yards (W.Woodyard; H.Landry).	
3-1-DAL 41	(2:22) E.Elliott up the middle to DAL 42 for 1 yard (K.Vaccaro).	R9

Two-Minute Warning

<u>1-10-DAL 42</u>	(2:00) D.Prescott scrambles left end pushed ob at DAL 47 for 5 yards (W.Woodyard).	
2-5-DAL 47	(1:52) (Shotgun) D.Prescott pass short left to D.Thompson to TEN 38 for 15 yards (K.Vaccaro).	P10
<u>1-10-TEN 38</u>	(1:28) (No Huddle, Shotgun) D.Prescott pass incomplete short right to R.Smith (B.Orakpo).	
2-10-TEN 38	(1:23) (Shotgun) D.Prescott pass short middle to A.Cooper to TEN 23 for 15 yards (M.Butler).	P11
<u>1-10-TEN 23</u>	(:53) (No Huddle, Shotgun) D.Prescott pass incomplete short right. Pass thrown outside the tackle box out of bounds.	
2-10-TEN 23	(:45) (Shotgun) D.Prescott pass deep left to A.Hurns for 23 yards, TOUCHDOWN.	P12
	B.Maher extra point is GOOD, Center-L.Ladouceur, Holder-C.Jones.	

TEN 14 DAL 14, 10 plays, 78 yards, 3:32 drive, 14:21 elapsed

B.Maher kicks 65 yards from DAL 35 to end zone, Touchback.

Tennessee Titans at 0:39

1-10-TEN 25	(:39) (Shotgun) M.Mariota sacked at TEN 16 for -9 yards (T.Crawford).	
-------------	-----------------------------------------------------------------------	--

Tennessee Titans vs Dallas Cowboys at AT&T Stadium

END OF QUARTER

	Score	Time Poss	First Downs				Efficiencies	
			R	P	X	T	3 Down	4 Down
Tennessee Titans	14	9:42	4	3	0	7	4/4	0/0
Dallas Cowboys	14	5:18	1	4	0	5	1/2	0/0

TEN elects to Receive, and DAL elects to defend the North goal.

B.Maher kicks 65 yards from DAL 35 to TEN 0. D.Jennings to TEN 23 for 23 yards (R.Smith).

Tennessee Titans at 15:00, (1st play from scrimmage 14:54)

1-10-TEN 23	(14:54) (Shotgun) M.Mariota pass incomplete short middle to C.Davis. Quick slant pass pattern.	
2-10-TEN 23	(14:50) (Shotgun) M.Mariota pass deep left to J.Smith to TEN 49 for 26 yards (J.Heath). DAL-S.Lee was injured during the play. His return is Questionable.	P12
<u>1-10-TEN 49</u>	(14:20) M.Mariota pass incomplete short right. Pass was thrown out of bounds; quarterback was outside the tackle box.	
2-10-TEN 49	(14:13) D.Lewis left end to 50 for 1 yard (J.Smith).	
3-9-50	(13:33) (Shotgun) M.Mariota sacked at TEN 44 for -6 yards (D.Ross).	
4-15-TEN 44	(12:51) (Punt formation) B.Kern punts 45 yards to DAL 11, Center-B.Brinkley. C.Beasley ran ob at DAL 18 for 7 yards (L.Sims).	

Dallas Cowboys at 12:39

1-10-DAL 18	(12:39) E.Elliott left end to DAL 24 for 6 yards (K.Correa).	
2-4-DAL 24	(12:06) E.Elliott right tackle to DAL 25 for 1 yard (L.Ryan).	
3-3-DAL 25	(11:26) (Shotgun) D.Prescott pass short left to M.Gallup to DAL 45 for 20 yards (K.Vaccaro).	P13
<u>1-10-DAL 45</u>	(10:49) D.Prescott pass incomplete short right to A.Cooper. PENALTY on DAL-C.Williams, Offensive Holding, 10 yards, enforced at DAL 45 - No Play.	
1-20-DAL 35	(10:43) (Shotgun) E.Elliott up the middle to DAL 41 for 6 yards (W.Woodyard).	
2-14-DAL 41	(10:02) (Shotgun) D.Prescott pass short middle to D.Thompson to DAL 47 for 6 yards (W.Woodyard).	
3-8-DAL 47	(9:26) (Shotgun) PENALTY on DAL-L.Collins, False Start, 5 yards, enforced at DAL 47 - No Play.	
3-13-DAL 42	(9:09) (Shotgun) D.Prescott sacked at DAL 34 for -8 yards (J.Brown). FUMBLES (J.Brown) [J.Brown], RECOVERED by TEN-W.Woodyard at DAL 40. W.Woodyard to DAL 40 for no gain (L.Collins).	

Tennessee Titans at 9:02

1-10-DAL 40	(9:02) (Shotgun) D.Lewis right end to DAL 31 for 9 yards (D.Lawrence).	
2-1-DAL 31	(8:21) D.Lewis left tackle to DAL 26 for 5 yards (X.Woods; L.Vander Esch).	R13
<u>1-10-DAL 26</u>	(7:43) (Shotgun) D.Lewis left tackle to DAL 23 for 3 yards (L.Vander Esch).	
2-7-DAL 23	(7:22) (No Huddle, Shotgun) M.Mariota pass short right to C.Davis pushed ob at DAL 17 for 6 yards (C.Awuzie).	
3-1-DAL 17	(6:59) M.Mariota up the middle to DAL 15 for 2 yards (L.Vander Esch; A.Woods).	R14
<u>1-10-DAL 15</u>	(6:17) M.Mariota pass short left to T.Taylor to DAL 7 for 8 yards (C.Awuzie). TEN-T.Taylor was injured during the play. His return is Questionable.	
2-2-DAL 7	(5:50) (Shotgun) M.Mariota pass short middle to J.Smith for 7 yards, TOUCHDOWN. Shovel pass for the touchdown. R.Succop extra point is GOOD, Center-B.Brinkley, Holder-B.Kern.	P15

TEN 21 DAL 14, 7 plays, 40 yards, 3:18 drive, 9:16 elapsed
------------------------------------------------------------

R.Succop kicks 65 yards from TEN 35 to end zone, Touchback.

Dallas Cowboys at 5:44

1-10-DAL 25	(5:44) (Shotgun) E.Elliott right end to DAL 28 for 3 yards (K.Byard).	
2-7-DAL 28	(5:06) (Shotgun) D.Prescott pass short left to A.Cooper pushed ob at DAL 37 for 9 yards (M.Butler).	P14
<u>1-10-DAL 37</u>	(4:32) E.Elliott right guard to DAL 37 for no gain (D.Kilgo).	
2-10-DAL 37	(3:54) D.Prescott sacked at DAL 31 for -6 yards (A.Johnson).	
3-16-DAL 31	(3:08) (Shotgun) D.Prescott pass short right to R.Smith to DAL 39 for 8 yards (K.Byard; W.Woodyard). Screen pass	
4-8-DAL 39	(2:32) (Punt formation) C.Jones punts 47 yards to TEN 14, Center-L.Ladouceur. A.Jackson to TEN 25 for 11 yards (D.Wilson; J.Heath).	

Tennessee Titans at 2:20

1-10-TEN 25	(2:20) D.Henry left tackle to TEN 38 for 13 yards (D.Wilson).	R16
<u>1-10-TEN 38</u>	(1:41) (Shotgun) D.Henry left guard to TEN 40 for 2 yards (T.Charlton; M.Collins).	
2-8-TEN 40	(1:15) M.Mariota pass short right to T.Sharpe to TEN 40 for no gain (A.Brown). Timeout #1 by TEN at 00:29.	
3-8-TEN 40	(:29) (Shotgun) M.Mariota pass short left to C.Batson to TEN 49 for 9 yards (A.Brown; X.Woods).	P17

END OF QUARTER

	Score	Time Poss	First Downs				Efficiencies	
			R	P	X	T	3 Down	4 Down
Tennessee Titans	21	7:59	3	3	0	6	2/3	0/0
Dallas Cowboys	14	7:01	0	2	0	2	1/3	0/0



## Play By Play

## Fourth Quarter

11/5/2018

Tennessee Titans continued.

<u>1-10-TEN 49</u>	(15:00) M.Mariota pass incomplete deep left to C.Batson. Pass incomplete off play action on a deep out pattern.	
2-10-TEN 49	(14:53) (Shotgun) D.Lewis up the middle to DAL 38 for 13 yards (X.Woods; A.Brown).	R18
<u>1-10-DAL 38</u>	(14:11) D.Lewis left tackle to DAL 38 for no gain (T.Crawford).	
2-10-DAL 38	(13:43) M.Mariota scrambles left end to DAL 35 for 3 yards (L.Vander Esch).	
	PENALTY on DAL-L.Vander Esch, Unnecessary Roughness, 15 yards, enforced at DAL 35.	X19
<u>1-10-DAL 20</u>	(13:12) M.Mariota pass short left to D.Lewis pushed ob at DAL 11 for 9 yards (L.Vander Esch).	
2-1-DAL 11	(12:38) D.Lewis up the middle to DAL 10 for 1 yard (A.Brown).	R20
<u>1-10-DAL 10</u>	(11:50) (Shotgun) D.Lewis up the middle to DAL 9 for 1 yard (D.Armstrong; J.Smith).	
2-9-DAL 9	(11:13) M.Mariota pass incomplete short right. Pass was thrown out of bounds; quarterback was outside the tackle box. Heavy pressure by Vander Esch.	
3-9-DAL 9	(11:06) (Shotgun) M.Mariota pass incomplete short left to C.Davis.	
4-9-DAL 9	(11:02) (Field Goal formation) R.Succop 28 yard field goal is No Good, Hit Left Upright, Center-B.Brinkley, Holder-B.Kern.	

Dallas Cowboys at 10:58

1-10-DAL 20	(10:58) (Shotgun) D.Prescott sacked ob at DAL 18 for -2 yards (B.Orakpo).	
2-12-DAL 18	(10:19) (Shotgun) D.Prescott pass short right to E.Elliott to DAL 18 for no gain (A.Jackson) [L.Ryan].	
3-12-DAL 18	(9:36) (Shotgun) D.Prescott sacked at DAL 10 for -8 yards (H.Landry).	
4-20-DAL 10	(8:58) (Punt formation) C.Jones punts 44 yards to TEN 46, Center-L.Ladouceur. A.Jackson to DAL 49 for 5 yards (J.Olawale).	
	PENALTY on TEN-K.Correa, Offensive Holding, 10 yards, enforced at TEN 46.	
	Penalty on TEN-S.Finch, Offensive Holding, declined.	

Tennessee Titans at 8:46

1-10-TEN 36	(8:46) D.Lewis right end to TEN 33 for -3 yards (D.Ross; L.Vander Esch).	
2-13-TEN 33	(8:03) M.Mariota pass short right to D.Lewis pushed ob at DAL 30 for 37 yards (J.Heath).	P21
	Penalty on DAL-B.Jones, Illegal Use of Hands, declined.	
<u>1-10-DAL 30</u>	(7:31) (Shotgun) M.Mariota sacked at DAL 32 for -2 yards (sack split by C.Reid and D.Armstrong).	
2-12-DAL 32	(6:52) (Shotgun) D.Henry right end pushed ob at DAL 26 for 6 yards (X.Woods).	
3-6-DAL 26	(6:12) (Shotgun) M.Mariota pass short right to C.Davis to DAL 18 for 8 yards (C.Awuzie).	P22
<u>1-10-DAL 18</u>	(5:28) D.Lewis right end pushed ob at DAL 15 for 3 yards (J.Smith).	
2-7-DAL 15	(4:51) M.Mariota right end pushed ob at DAL 9 for 6 yards (L.Vander Esch).	
	Timeout #2 by TEN at 04:44.	
3-1-DAL 9	(4:44) (Shotgun) M.Mariota scrambles up the middle for 9 yards, TOUCHDOWN.	R23
	R.Succop extra point is GOOD, Center-B.Brinkley, Holder-B.Kern.	

TEN 28 DAL 14, 8 plays, 64 yards, 4:08 drive, 10:22 elapsed

R.Succop kicks 65 yards from TEN 35 to end zone, Touchback.

Dallas Cowboys at 4:38

1-10-DAL 25	(4:38) (Shotgun) D.Prescott pass short middle to C.Beasley to DAL 31 for 6 yards (K.Vaccaro).	
2-4-DAL 31	(4:16) (No Huddle, Shotgun) D.Prescott pass short right to C.Beasley to DAL 36 for 5 yards (L.Ryan).	P15
<u>1-10-DAL 36</u>	(3:55) (No Huddle, Shotgun) D.Prescott sacked at DAL 36 for 0 yards (W.Woodyard).	
2-10-DAL 36	(3:48) (Shotgun) D.Prescott pass incomplete deep left to M.Gallup. Pass caught out of bounds at the Tennessee 30	
3-10-DAL 36	(3:42) (No Huddle, Shotgun) D.Prescott pass short middle to A.Cooper to TEN 45 for 19 yards (A.Jackson).	P16
<u>1-10-TEN 45</u>	(3:18) (No Huddle, Shotgun) D.Prescott pass short middle to C.Beasley to TEN 40 for 5 yards (K.Vaccaro).	
2-5-TEN 40	(2:56) (No Huddle, Shotgun) PENALTY on DAL-L.Collins, False Start, 5 yards, enforced at TEN 40 - No Play.	
2-10-TEN 45	(2:54) (No Huddle, Shotgun) D.Prescott pass deep middle to M.Gallup to TEN 24 for 21 yards (M.Butler).	P17
<u>1-10-TEN 24</u>	(2:25) (No Huddle, Shotgun) D.Prescott pass short right to B.Jarwin pushed ob at TEN 19 for 5 yards (K.Byard).	
2-5-TEN 19	(2:21) (No Huddle, Shotgun) D.Prescott pass incomplete short left to C.Beasley.	
3-5-TEN 19	(2:16) (Shotgun) D.Prescott scrambles left end to TEN 13 for 6 yards (K.Correa).	R18

Two-Minute Warning

<u>1-10-TEN 13</u>	(2:00) (Shotgun) C.Beasley pass incomplete short left to D.Prescott.	
2-10-TEN 13	(1:52) (Shotgun) D.Prescott pass incomplete short left to E.Elliott.	
3-10-TEN 13	(1:47) (Shotgun) D.Prescott pass incomplete short left to M.Gallup.	
4-10-TEN 13	(1:43) (Shotgun) D.Prescott pass incomplete short right to A.Cooper [B.Orakpo].	

Tennessee Titans at 1:31

Tennessee Titans vs Dallas Cowboys at AT&T Stadium

1-10-TEN 13 (1:31) D.Henry up the middle to TEN 14 for 1 yard (M.Collins).

Timeout #1 by DAL at 01:26.

2-9-TEN 14 (1:26) D.Lewis up the middle to TEN 22 for 8 yards (X.Woods).

Timeout #2 by DAL at 01:21.

3-1-TEN 22 (1:21) M.Mariota left end to TEN 25 for 3 yards (X.Woods). Mariota slides down at the Tennessee 25

R24

Timeout #3 by DAL at 01:15.

1-10-TEN 25 (1:15) M.Mariota kneels to TEN 23 for -2 yards.

2-12-TEN 23 (:36) M.Mariota kneels to TEN 21 for -2 yards.

END OF QUARTER

		Time	First Downs				Efficiencies	
	Score	Poss	R	P	X	T	3 Down	4 Down
Tennessee Titans	28	9:41	4	2	1	7	3/4	0/0
Dallas Cowboys	14	5:19	1	3	0	4	2/4	0/1

# Miscellaneous Statistics Report

Tennessee Titans vs Dallas Cowboys

11/5/2018 at AT&T Stadium

## Ten Longest Plays for Tennessee Titans

Yards	Qtr	Play Start	Play Description
37	4	2-13-TEN 33	(8:03) M.Mariota pass short right to D.Lewis pushed ob at DAL 30 for 37 yards (J.Heath). Penalty on DAL-B.Jones, Illegal Use of Hands, declined.
36	2	3-10-TEN 46	(4:56) (Shotgun) M.Mariota pass deep middle to D.Jennings to DAL 18 for 36 yards (X.Woods).
26	3	2-10-TEN 23	(14:50) (Shotgun) M.Mariota pass deep left to J.Smith to TEN 49 for 26 yards (J.Heath). DAL-S.Lee was injured during the play. His return is Questionable.
18	2	1-10-DAL 18	(4:21) M.Mariota pass short right to D.Lewis for 18 yards, TOUCHDOWN.
18	4	2-10-DAL 38	(13:43) M.Mariota scrambles left end to DAL 35 for 3 yards (L.Vander Esch). PENALTY on DAL-L.Vander Esch, Unnecessary Roughness, 15 yards, enforced at DAL 35.
17	1	3-9-TEN 38	(:43) (Shotgun) M.Mariota pass deep right to C.Davis to DAL 45 for 17 yards (B.Jones).
16	1	3-9-TEN 21	(3:03) (Shotgun) M.Mariota pass deep right to T.Taylor to TEN 37 for 16 yards (C.Awuzie). Dallas challenged the pass completion ruling, and the play was Upheld. The ruling on the field was confirmed. (Timeout #2.)
14	1	1-10-TEN 25	(6:12) (Shotgun) M.Mariota pass short right to C.Davis pushed ob at TEN 39 for 14 yards (C.Awuzie).
13	3	1-10-TEN 25	(2:20) D.Henry left tackle to TEN 38 for 13 yards (D.Wilson).
13	4	2-10-TEN 49	(14:53) (Shotgun) D.Lewis up the middle to DAL 38 for 13 yards (X.Woods; A.Brown).

## Ten Longest Plays for Dallas Cowboys

Yards	Qtr	Play Start	Play Description
37	1	1-10-TEN 41	(5:01) D.Prescott pass short right to E.Elliott pushed ob at TEN 4 for 37 yards (R.Evans).
23	2	2-10-TEN 23	(:45) (Shotgun) D.Prescott pass deep left to A.Hurns for 23 yards, TOUCHDOWN.
21	4	2-10-TEN 45	(2:54) (No Huddle, Shotgun) D.Prescott pass deep middle to M.Gallup to TEN 24 for 21 yards (M.Butler).
20	3	3-3-DAL 25	(11:26) (Shotgun) D.Prescott pass short left to M.Gallup to DAL 45 for 20 yards (K.Vaccaro).
19	4	3-10-DAL 36	(3:42) (No Huddle, Shotgun) D.Prescott pass short middle to A.Cooper to TEN 45 for 19 yards (A.Jackson).
17	1	3-1-TEN 45	(12:44) E.Elliott right end pushed ob at TEN 28 for 17 yards (L.Ryan).
15	2	2-5-DAL 47	(1:52) (Shotgun) D.Prescott pass short left to D.Thompson to TEN 38 for 15 yards (K.Vaccaro).
15	2	2-10-TEN 38	(1:23) (Shotgun) D.Prescott pass short middle to A.Cooper to TEN 23 for 15 yards (M.Butler).
11	1	1-10-DAL 35	(14:22) (Shotgun) D.Prescott pass short left to A.Cooper pushed ob at DAL 46 for 11 yards (J.Brown; M.Butler).
10	1	1-10-DAL 25	(15:00) E.Elliott up the middle to DAL 35 for 10 yards (R.Evans; W.Woodyard).

## Touchdown Scoring Information

		Offense	Defense	Special Teams
VISITOR	Tennessee Titans	4	0	0
HOME	Dallas Cowboys	2	0	0

## Player Scoring Information

Club	Player	TD	Rush TD	Rec TD	KO TD	Punt TD	Int TD	Fum TD	Misc TD	FG	XP	2Pt Rush	2Pt Rec	Sfty	Points
TEN	D.Henry	0	1	0	0	0	0	0	0	0	0	0	0	0	6
TEN	M.Mariota	0	1	0	0	0	0	0	0	0	0	0	0	0	6
TEN	J.Smith	0	0	1	0	0	0	0	0	0	0	0	0	0	6
TEN	D.Lewis	0	0	1	0	0	0	0	0	0	0	0	0	0	6
TEN	R.Succop	0	0	0	0	0	0	0	0	0	4	0	0	0	4
DAL	A.Hurns	0	0	1	0	0	0	0	0	0	0	0	0	0	6
DAL	A.Cooper	0	0	1	0	0	0	0	0	0	0	0	0	0	6
DAL	B.Maher	0	0	0	0	0	0	0	0	0	2	0	0	0	2

## Possession Detail

	First Half		Second Half		Game	
	Visitor	Home	Visitor	Home	Visitor	Home
Largest Lead	7	7	14	0	14	7
Drives Leading	0	1	3	0	3	1
Time of Possession Leading	0:00	1:31	12:01	0:00	12:01	1:31
Largest Deficit	-7	-7	0	-14	-7	-14
Drives Trailing	2	1	0	3	2	4
Time of Possession Trailing	10:06	3:32	0:00	8:43	10:06	12:15
Times Score Tied Up		2		0		2
Lead Changes		2		1		3

# Playtime Percentage

*Percent of playtime per player on offense, defense and special teams*

Tennessee Titans						Dallas Cowboys					
		Offense	Defense	Special Teams				Offense	Defense	Special Teams	
Q Spain	G	70 100%		5	25%	L Collins	T	59 100%		3	15%
J Kline	G	70 100%		5	25%	J Looney	C	59 100%		3	15%
T Lewan	T	70 100%		5	25%	T Smith	T	59 100%		3	15%
B Jones	C	70 100%		3	15%	Z Martin	G	59 100%		3	15%
M Mariota	QB	70 100%				C Williams	G	59 100%		3	15%
C Davis	WR	65 93%				D Prescott	QB	59 100%			
D Lewis	RB	59 84%				E Elliott	RB	52 88%			
J Smith	TE	54 77%				A Cooper	WR	50 85%			
T Sharpe	WR	54 77%				M Gallup	WR	47 80%			
D Kelly	T	39 56%		5	25%	C Beasley	WR	44 75%		1	5%
L Stocker	TE	35 50%		9	45%	B Jarwin	TE	27 46%		9	45%
J Conklin	T	32 46%		2	10%	D Schultz	TE	24 41%		8	40%
C Batson	WR	30 43%		4	20%	R Gathers	TE	18 31%			
T Taylor	WR	18 26%		4	20%	A Hurns	WR	18 31%			
D Henry	RB	14 20%				R Smith	RB	7 12%		12	60%
M Pruitt	TE	7 10%		5	25%	J Olawale	FB	4 7%		12	60%
A Firkser	TE	7 10%		4	20%	D Thompson	WR	3 5%		11	55%
D Jennings	WR	6 9%		11	55%	J Lewis	CB	1 2%		6	30%
A Jackson	CB		59 100%	6	30%	J Heath	SS		70 100%	12	60%
L Ryan	CB		59 100%	3	15%	B Jones	CB		69 99%	9	45%
K Byard	FS		59 100%	1	5%	C Awuzie	CB		69 99%	5	25%
K Vaccaro	SS		59 100%			X Woods	FS		69 99%	4	20%
J Brown	LB		50 85%	3	15%	J Smith	LB		63 90%	4	20%
W Woodyard	LB		49 83%			L Vander Esch	LB		61 87%	10	50%
M Butler	CB		47 80%	6	30%	T Crawford	DE		49 70%	5	25%
J Casey	DT		46 78%			M Collins	DT		48 69%	5	25%
B Orakpo	LB		40 68%			A Woods	NT		48 69%	3	15%
H Landry	LB		37 63%	6	30%	D Lawrence	DE		40 57%	4	20%
K Correa	LB		36 61%	10	50%	A Brown	CB		36 51%	1	5%
D Jones	DE		28 47%	3	15%	D Wilson	LB		34 49%	17	85%
R Evans	LB		27 46%			D Ross	DT		30 43%	2	10%
S Finch	LB		21 36%	13	65%	D Armstrong	DE		29 41%	4	20%
A Johnson	NT		17 29%	8	40%	T Charlton	DE		26 37%		
B Logan	NT		11 19%	3	15%	S Lee	LB		17 24%	2	10%
D Kilgo	NT		4 7%	3	15%	C Reid	DT		10 14%		
D Bates	LB			15	75%	K Frazier	SS		1 1%	13	65%
B Trawick	FS			15	75%	C Covington	LB		1 1%	3	15%
D Fluellen	RB			12	60%	J March-Lillard	LB			12	60%
L Sims	CB			12	60%	L Ladouceur	LS			6	30%
K Lewis	FS			11	55%	C Jones	P			6	30%
R Succop	K			10	50%	B Maher	K			6	30%
B Kern	P			6	30%	D Thompson	FS			5	25%
B Brinkley	LS			6	30%	T Decoud	CB			5	25%
C Levin	C			5	25%	A Redmond	G			3	15%
D Cruikshank	FS			1	5%						

# 2018 TENNESSEE TITANS REGULAR SEASON STATISTICS

## Won 4, Lost 4

Date	W-L	Score	OT	Opponent	Attendance
09/09	L	20-27		at Miami	65,184
09/16	W	20-17		Houston	62,372
09/23	W	9-6		at Jacksonville	64,015
09/30	W	26-23	OT	Philadelphia	69,013
10/07	L	12-13		at Buffalo	68,202
10/14	L	0-21		Baltimore	64,441
10/21	L	19-20		at L.A. Chargers	84,301
11/05	W	28-14		at Dallas	90,466
11/11				New England	
11/18				at Indianapolis	
11/26				at Houston	
12/02				N.Y. Jets	
12/06				Jacksonville	
12/16				at N.Y. Giants	
12/23				Washington	
12/30				Indianapolis	

Statistic	Tenn.	Opp.
<b>Total First Downs</b>	<b>140</b>	<b>149</b>
Rushing	46	51
Passing	82	89
Penalty	12	9
3rd Down: Made/Att	48/111	42/100
3rd Down Pct.	43.2	42.0
4th Down: Made/Att	6/8	3/7
4th Down Pct.	75.0	42.9
<b>Possession Avg.</b>	<b>30:13</b>	<b>29:47</b>
<b>Total Net Yards</b>	<b>2306</b>	<b>2668</b>
Avg. Per Game	288.3	333.5
Total Plays	480	488
Avg. Per Play	4.8	5.5
<b>Net Yards Rushing</b>	<b>880</b>	<b>858</b>
Avg. Per Game	110.0	107.3
Total Rushes	228	209
<b>Net Yards Passing</b>	<b>1426</b>	<b>1810</b>
Avg. Per Game	178.3	226.3
Sacked/Yards Lost	26/160	20/102
Gross Yards	1586	1912
Att./Completions	226/147	259/171
Completion Pct.	65.0	66.0
Had Intercepted	6	6
<b>Punts/Average</b>	<b>34/47.1</b>	<b>34/45.9</b>
Net Punting Avg.	34/41.3	34/37.3
<b>Penalties/Yards</b>	<b>37/305</b>	<b>58/474</b>
<b>Fumbles/Ball Lost</b>	<b>8/4</b>	<b>8/3</b>
<b>Touchdowns</b>	<b>13</b>	<b>15</b>
Rushing	5	3
Passing	7	11
Returns	1	1

Score By Periods	Q1	Q2	Q3	Q4	OT	PTS
<b>Team</b>	<b>29</b>	<b>20</b>	<b>24</b>	<b>55</b>	<b>6</b>	<b>134</b>
<b>Opponents</b>	<b>31</b>	<b>41</b>	<b>30</b>	<b>36</b>	<b>3</b>	<b>141</b>

Scoring	TD	Rush	Rec	Ret	K-PAT	FG	S	PTS
Succop	0	0	0	0	11/11	15/18	0	56
Henry	2	2	0	0			0	12
D. Lewis	2	1	1	0			0	12
Mariota	2	2	0	0			0	12
Cruikshank	1	0	1	0			0	6
C. Davis	1	0	1	0			0	6
Jennings	1	0	0	1			0	6
Sharpe	1	0	1	0			0	6
J. Smith	1	0	1	0			0	6
Stocker	1	0	1	0			0	6
Taylor	1	0	1	0			0	6
<b>Team</b>	<b>13</b>	<b>5</b>	<b>7</b>	<b>1</b>	<b>11/11</b>	<b>15/18</b>	<b>0</b>	<b>134</b>
<b>Opponents</b>	<b>15</b>	<b>3</b>	<b>11</b>	<b>1</b>	<b>15/15</b>	<b>12/14</b>	<b>0</b>	<b>141</b>

2-Pt Conv: TM 0-1, OPP 0-0

**Sacks:** Brown 4, Casey 3.5, Correa 2.5, Landry 2, Woodyard 2, Butler 1, Finch 1, Johnson 1, Orakpo 1, Ryan 1, Vaccaro 1, TM 20, OPP 26

**FUM/Lost:** Mariota 5/2, C. Davis 1/0, D. Lewis 1/1, Taylor 1/1

Rushing	No.	Yds	Avg	Long	TD
D. Lewis	92	339	3.7	36	1
Henry	90	300	3.3	14	2
Mariota	41	217	5.3	21	2
Sharpe	1	16	16.0	16	0
C. Davis	1	4	4.0	4	0
Fluellen	1	2	2.0	2	0
Gabbert	2	2	1.0	1	0
<b>Team</b>	<b>228</b>	<b>880</b>	<b>3.9</b>	<b>36</b>	<b>5</b>
<b>Opponents</b>	<b>209</b>	<b>858</b>	<b>4.1</b>	<b>22</b>	<b>3</b>

Receiving	No.	Yds	Avg	Long	TD
C. Davis	36	451	12.5	51	1
D. Lewis	33	259	7.8	37	1
Taylor	21	214	10.2	19	1
Sharpe	17	222	13.1	19	1
Stocker	8	79	9.9	31	1
Henry	8	54	6.8	21	0
J. Smith	7	77	11.0	26	1
Jennings	4	55	13.8	36	0
Walker	4	52	13.0	16	0
Batson	3	21	7.0	12	0
Matthews TM	3	11	3.7	4	0
Firkser	2	25	12.5	18	0
Cruikshank	1	66	66.0	66t	1
<b>Team</b>	<b>147</b>	<b>1586</b>	<b>10.8</b>	<b>66t</b>	<b>7</b>
<b>Opponents</b>	<b>171</b>	<b>1912</b>	<b>11.2</b>	<b>75t</b>	<b>11</b>

Interceptions	No.	Yds	Avg	Long	TD
Jackson	2	7	3.5	7	0
Byard	2	0	0.0	0	0
Butler	1	34	34.0	34	0
Vaccaro	1	0	0.0	0	0
<b>Team</b>	<b>6</b>	<b>41</b>	<b>6.8</b>	<b>34</b>	<b>0</b>
<b>Opponents</b>	<b>6</b>	<b>120</b>	<b>20.0</b>	<b>54</b>	<b>0</b>

Punting	No.	Yds	Avg	Net	TB	In	Lg	B
Kern	34	1603	47.1	41.3	2	15	62	0
<b>Team</b>	<b>34</b>	<b>1603</b>	<b>47.1</b>	<b>41.3</b>	<b>2</b>	<b>15</b>	<b>62</b>	<b>0</b>
<b>Opponents</b>	<b>34</b>	<b>1559</b>	<b>45.9</b>	<b>37.3</b>	<b>8</b>	<b>12</b>	<b>68</b>	<b>0</b>

Punt Returns	Ret	FC	Yds	Avg	Long	TD
Jackson	7	2	45	6.4	26	0
Matthews TM	4	0	38	9.5	18	0
Williams TM	4	1	47	11.8	38	0
Batson	1	0	0	0.0	0	0
<b>Team</b>	<b>16</b>	<b>3</b>	<b>130</b>	<b>8.1</b>	<b>38</b>	<b>0</b>
<b>Opponents</b>	<b>18</b>	<b>4</b>	<b>158</b>	<b>8.8</b>	<b>42</b>	<b>0</b>

Kickoff Returns	No.	Yds	Avg	Long	TD
Jennings	10	353	35.3	94t	1
<b>Team</b>	<b>10</b>	<b>353</b>	<b>35.3</b>	<b>94t</b>	<b>1</b>
<b>Opponents</b>	<b>8</b>	<b>267</b>	<b>33.4</b>	<b>102t</b>	<b>1</b>

Field Goals	1-19	20-29	30-39	40-49	50+
Succop	0/0	3/4	6/6	3/4	3/4
<b>Team</b>	<b>0/0</b>	<b>3/4</b>	<b>6/6</b>	<b>3/4</b>	<b>3/4</b>
<b>Opponents</b>	<b>0/0</b>	<b>4/4</b>	<b>5/6</b>	<b>3/3</b>	<b>0/1</b>

Succop: (47G,53G)(42G,31G)(39G,48N,36G,28G)(42G, 33G)(25G,54G,39G,50G)()

(28G,33G,51N)(28N)

OPP: (27G,30G)(54N,34G)(46G,38G)(27G,30G,37G) (40G,46G)()(29G,28G)(38N)

Passing	Att	Cmp	Yds	Cmp%	Yds/Att	TD	TD%	Int	Int%	Long	Sack/Lost	Rating
Mariota	179	120	1270	67.0	7.09	5	2.8	5	2.8	51	23/135	85.2
Gabbert	45	25	242	55.6	5.38	1	2.2	1	2.2	18t	3/25	68.9
Byard	1	1	66	100.0	66.00	1	100.0	0	0.0	66t	0/0	158.3
Henry	1	1	8	100.0	8.00	0	0.0	0	0.0	8	0/0	100.0
<b>Team</b>	<b>226</b>	<b>147</b>	<b>1586</b>	<b>65.0</b>	<b>7.02</b>	<b>7</b>	<b>3.1</b>	<b>6</b>	<b>2.7</b>	<b>66t</b>	<b>26/160</b>	<b>84.8</b>
<b>Opponents</b>	<b>259</b>	<b>171</b>	<b>1912</b>	<b>66.0</b>	<b>7.38</b>	<b>11</b>	<b>4.2</b>	<b>6</b>	<b>2.3</b>	<b>75t</b>	<b>20/102</b>	<b>92.4</b>



## **TITANS TURN IN DOMINATING PERFORMANCE IN 34-10 WIN OVER PATRIOTS**

**BY JIM WYATT  
TITANS ONLINE  
NOVEMBER 11, 2018**

NASHVILLE, Tenn. – Nissan Stadium was rocking on Sunday, as the Titans turned in a dominating performance against the New England Patriots.

After the game, players celebrated on the field, and in the locker room. The 34-10 win over the Patriots was an accomplishment to be proud of, and an attention grabber.

“It was fun, man,” Titans linebacker Brian Orakpo said. “Just a big-time win.”

“We took it to the next level,” linebacker Rashaan Evans added. “It’s amazing.”

But as the excitement calmed – and as players began vacating the locker room – some of the Titans pointed to a lesson learned. With Sunday’s win, the Titans improved to 5-4, and they’ve now beaten both teams in last year’s Super Bowl – the Eagles, and now the Patriots.

It brought safety Kevin Byard back to September.

“A win like this, it says we are on the playoff hunt,” Byard said. “It just shows that when we play our ball and do what we need to do, and focus on us and nobody else, we can beat anybody in the NFL.

“But the last time we started feeling ourselves (after a win over the Eagles), we lost three straight games. So we can’t get caught up in the excitement. Every week it’s a different challenge.”

The challenge was a big one on Sunday, as the Patriots rolled into town.

But the Titans were unfazed, and they sent the Patriots (7-3) packing with a convincing performance.

The Titans took control early, and never looked back.

Titans quarterback Marcus Mariota completed 16-of-24 passes for 228 yards and two touchdowns in the game, and posted a passer rating of 125.0.

Titans receiver Corey Davis caught seven passes for 125 yards and a touchdown in the contest, and running back Derrick Henry ran for two touchdowns as the Titans pulled away.

Mariota has now thrown five touchdowns and only one interception in the past three games after throwing just two touchdown passes (and four interceptions) in the first five games of the season.

The Titans have now won two straight heading into next Sunday’s game at Indianapolis.

“Guys are getting more and familiar with the system, guys are building confidence,” Mariota said of the success on offense in recent weeks. “And if you combine all those factors you tend to score points.”

On the flip side, Patriots quarterback Tom Brady completed 21-of-41 passes for 254 yards in the game before being replaced late by back-up Brian Hoyer.

The Titans flustered the 19-year pro, forcing him to get rid of the ball before he wanted to. The defense had Brady ducking pressure throughout, causing his throws to sail. Brady was sacked three times, hit six times, and found himself running from defenders all game.

“We got pressure early on him,” said Titans linebacker Wesley Woodyard, who had 1.5 sacks and was credited with three quarterback hits. “And the thing with Brady is if you get pressure early on him, it can mess with the o-line’s head. He is going to be yapping. ... We just wanted to keep him unhappy.

“Any time you get hit at quarterback, you don’t like that pressure. We stuck to the game plan and attacked the middle of the pocket. We couldn’t let him get comfortable back there and pick us apart ... and he didn’t.”

Return man Darius Jennings started the game with a bang, returning the opening kickoff 58 yards to put the Titans in good field position, at the New England 40.

Seven plays later, Mariota connected with tight end Jonnu Smith for a four-yard touchdown pass to give the Titans a 7-0 lead.

After the Patriots cut the lead to 7-3 on a 52-yard field goal by kicker Stephen Gostkowski, the Titans stretched the lead to 14-3 on a beautifully thrown, 23-yard touchdown pass from Mariota to Davis, which capped off a nine-play, 78-yard drive. The Titans then made it 17-3 on a 33-yard field goal by kicker Ryan Succop.

The Patriots cut the lead to 17-10 on a one-yard touchdown run by fullback James Develin, but the Titans gained some momentum back before halftime, as Henry scored on a one-yard touchdown run with 1:09 left in the second quarter to make it 24-10.

The Titans stretched their lead to 27-10 on a 31-yard field goal in the third quarter.

Then came another scoring drive for the Titans, which was capped off by another run by Henry – this one from 10 yards, from the Wildcat. It made it 34-10 with 7:13 left, and sent a bunch of Patriots fans headed to the exits.

After the game, Vrabel already began the conversation about next week’s challenge.

“We’ve got to go on the road against Indy,” he said. “I’m not sure, but they’ve scored over 30 points in a lot of games from what I’ve been able to look at. That will be another challenge, just like it is every week.

We play the people that are on our schedule, and whatever they did last year, they did last year.

“I’m sure people make a big deal about (the win over the Patriots). We’re excited, we’re going to be excited for this victory. The players, credit to them, and let’s keep moving forward. Let’s get on the road and get ready for Indy.”

# # #

# Week 10

## National Football League Game Summary

NFL Copyright © 2018 by The National Football League. All rights reserved. This summary and play-by-play is for the express purpose of assisting media in their coverage of the game; any other use of this material is prohibited without the written permission of the National Football League. Updated: 12/13/2018

Date: Sunday, 11/11/2018      New England Patriots at Tennessee Titans      Start Time: 12:02 PM Central  
at Nissan Stadium, Nashville, TN

### Game Day Weather

Game Weather: Sunny      Temp: 46° F (7.8° C) Humidity: 42%, Wind: SSW 4 mph  
Played Outdoors on Turf: Grass      Outdoor Weather: Sunny, Wind Chill: 44

### Officials

Referee: Vinovich, Bill (52)	Umpire: Stritesky, Bruce (102)	Down Judge: McKinnely, Phil (110)
Line Judge: Perlman, Mark (9)	Field Judge: Robinson, Mearl (31)	Side Judge: Cavaletto, Gary (60)
Back Judge: Patrick, Steve (17)	Replay Official: Butterworth, Mark (0)	

### Lineups

New England Patriots				Tennessee Titans			
Offense		Defense		Offense		Defense	
WR 10	J.Gordon	LDE 98	T.Flowers	WR 19	T.Sharpe	DE 90	D.Jones
LT 77	T.Brown	LDT 93	L.Guy	TE 81	J.Smith	DT 99	J.Casey
LG 62	J.Thuney	RDT 91	D.Wise	LT 77	T.Lewan	OLB 44	K.Correa
C 60	D.Andrews	RDE 58	K.Davis	LG 67	Q.Spain	ILB 59	W.Woodyard
RG 75	T.Karras	LB 54	D.Hightower	C 60	B.Jones	ILB 55	J.Brown
RT 61	M.Cannon	LB 21	D.Harmon	RG 64	J.Kline	OLB 98	B.Orakpo
TE 83	D.Allen	LB 53	K.Van Noy	RT 71	D.Kelly	CB 26	L.Ryan
WR 11	J.Edelman	RCB 24	S.Gilmore	RB 33	D.Lewis	CB 25	A.Jackson
QB 12	T.Brady	LCB 30	J.McCourty	WR 84	C.Davis	SS 24	K.Vaccaro
RB 84	C.Patterson	S 23	P.Chung	QB 8	M.Mariota	FS 31	K.Byard
RB 28	J.White	S 32	D.McCourty	RB 22	D.Henry	CB 21	M.Butler

### Substitutions

QB 2 B.Hoyer, K 3 S.Gostkowski, P 6 R.Allen, WR 13 P.Dorsett, WR 15 C.Hogan, WR 18 M.Slater, RB 26 S.Michel, DB 27 J.Jackson, DB 31 J.Jones, LB 36 B.King, DB 43 N.Ebner, FB 46 J.Develin, TE 47 J.Hollister, LS 49 J.Cardona, LB 50 N.Grigsby, LB 52 E.Roberts, LB 55 J.Simon, DE 59 A.McClellan, C 66 J.Ferentz, OL 68 L.Waddle, DL 70 A.Butler, DL 71 D.Shelton, DL 90 M.Brown, DE 94 A.Clayborn

### Substitutions

K 4 R.Succop, P 6 B.Kern, WR 15 D.Jennings, WR 17 C.Batson, DB 20 K.Durden, S 28 K.Lewis, RB 32 D.Fluellen, CB 36 L.Sims, S 41 B.Trawick, LS 48 B.Brinkley, LB 51 W.Compton, LB 53 D.Bates, LB 54 R.Evans, OLB 56 S.Finch, OLB 58 H.Landry, C/G 62 C.Levin, T 69 T.Marz, TE 85 M.Pruitt, TE 86 A.Firkser, TE 88 L.Stocker, DL 94 A.Johnson, DL 96 B.Logan, DT 97 D.Kilgo

### Did Not Play

QB 7 B.Gabbert

### Did Not Play

### Not Active

DB 22 O.Melifonwu, DB 35 K.Crossen, RB 38 K.Barner, T 64 M.Tobin, OL 69 S.Mason, TE 87 R.Gronkowski, DE 95 D.Rivers

### Not Active

WR 13 T.Taylor, DB 29 D.Cruikshank, FB 40 J.Fowler, G 61 A.Stinnie, T 78 J.Conklin, OLB 91 D.Morgan, DE 92 M.Dickerson

### Field Goals (made ( ) & missed)

S.Gostkowski		(52) 52WL		R.Succop		(33) (31)	
		1	2	3	4	OT	Total
VISITOR:	New England Patriots	3	7	0	0	0	10
HOME:	Tennessee Titans	17	7	3	7	0	34

### Scoring Plays

Team	Qtr	Time	Play Description (Extra Point) (Drive Info)	Visitor	Home
Titans	1	11:29	J.Smith 4 yd. pass from M.Mariota (R.Succop kick) (7-40, 3:31)	0	7
Patriots	1	9:19	S.Gostkowski 52 yd. Field Goal (7-41, 2:10)	3	7
Titans	1	5:58	C.Davis 23 yd. pass from M.Mariota (R.Succop kick) (9-78, 3:21)	3	14
Titans	1	2:35	R.Succop 33 yd. Field Goal (5-34, 1:36)	3	17
Patriots	2	12:49	J.Develin 1 yd. run (S.Gostkowski kick) (10-75, 4:46)	10	17
Titans	2	1:09	D.Henry 1 yd. run (R.Succop kick) (8-37, 4:17)	10	24
Titans	3	4:15	R.Succop 31 yd. Field Goal (10-78, 4:51)	10	27
Titans	4	7:13	D.Henry 10 yd. run (R.Succop kick) (6-58, 3:35)	10	34

Paid Attendance: 69,363

Time: 2:59

# Final Individual Statistics

## New England Patriots

RUSHING	ATT	YDS	AVG	LG	TD
S.Michel	11	31	2.8	7	0
C.Patterson	4	11	2.8	9	0
B.Hoyer	1	2	2.0	2	0
J.Develin	1	1	1.0	1	1
T.Brady	1	0	0.0	0	0
J.White	1	-5	-5.0	-5	0
Total	19	40	2.1	9	1

PASSING	ATT	CMP	YDS	SK/YD	TD	LG	IN	RT
T.Brady	41	21	254	3/23	0	44	0	70.6
B.Hoyer	1	1	7	0/0	0	7	0	95.8
J.Edelman	1	1	6	0/0	0	6	0	91.7
Total	43	23	267	3/23	0	44	0	72.5

PASS RECEIVING	TAR	REC	YDS	AVG	LG	TD
J.Edelman	12	9	104	11.6	30	0
J.White	8	5	31	6.2	11	0
J.Gordon	12	4	81	20.3	44	0
P.Dorsett	2	2	18	9.0	11	0
J.Hollister	2	1	17	17.0	17	0
D.Allen	1	1	10	10.0	10	0
T.Brady	1	1	6	6.0	6	0
C.Hogan	2	0	0	0.0	0	0
Total	40	23	267	11.6	44	0

INTERCEPTIONS	NO	YDS	AVG	LG	TD
Total	0	0	0	0	0

PUNTING	NO	YDS	AVG	NET	TB	IN20	LG
R.Allen	6	298	49.7	39.3	1	2	66
Total	6	298	49.7	39.3	1	2	66

PUNT RETURNS	NO	YDS	AVG	FC	LG	TD
J.Edelman	2	30	15.0	1	18	0
[DOWNED]	1	0	0.0	0	0	0
[OUT OF BOUNDS]	1	0	0.0	0	0	0
Total	2	30	15.0	1	18	0

KICKOFF RETURNS	NO	YDS	AVG	FC	LG	TD
C.Patterson	3	74	24.7	0	31	0
[TOUCHBACK]	4	0	0.0	0	0	0
Total	3	74	24.7	0	31	0

## Tennessee Titans

RUSHING	ATT	YDS	AVG	LG	TD
D.Henry	11	58	5.3	14	2
D.Lewis	20	57	2.9	12	0
M.Mariota	2	21	10.5	20	0
D.Fluellen	3	14	4.7	13	0
Total	36	150	4.2	20	2

PASSING	ATT	CMP	YDS	SK/YD	TD	LG	IN	RT
M.Mariota	24	16	228	2/14	2	29	0	125.0
D.Jennings	1	1	21	0/0	0	21	0	118.8
Total	25	17	249	2/14	2	29	0	126.9

PASS RECEIVING	TAR	REC	YDS	AVG	LG	TD
C.Davis	10	7	125	17.9	27	1
J.Smith	3	3	45	15.0	29	1
C.Batson	3	2	36	18.0	26	0
D.Lewis	2	2	11	5.5	8	0
M.Mariota	1	1	21	21.0	21	0
A.Firkser	1	1	11	11.0	11	0
D.Jennings	1	1	0	0.0	0	0
T.Sharpe	3	0	0	0.0	0	0
Total	24	17	249	14.6	29	2

INTERCEPTIONS	NO	YDS	AVG	LG	TD
Total	0	0	0	0	0

PUNTING	NO	YDS	AVG	NET	TB	IN20	LG
B.Kern	5	241	48.2	42.2	0	2	55
Total	5	241	48.2	42.2	0	2	55

PUNT RETURNS	NO	YDS	AVG	FC	LG	TD
A.Jackson	3	42	14.0	1	15	0
[DOWNED]	1	0	0.0	0	0	0
[TOUCHBACK]	1	0	0.0	0	0	0
Total	3	42	14.0	1	15	0

KICKOFF RETURNS	NO	YDS	AVG	FC	LG	TD
D.Jennings	2	78	39.0	0	58	0
[TOUCHBACK]	1	0	0.0	0	0	0
Total	2	78	39.0	0	58	0

## New England Patriots

FUMBLES	FUM	LOST	OWN-REC	YDS	TD	FORCED	OPP-REC	YDS	TD	OUT-BDS
J.Develin	0	0	0	0	0	1	0	0	0	0
S.Gilmore	0	0	0	0	0	1	0	0	0	0
Total	0	0	0	0	0	2	0	0	0	0

## Tennessee Titans

FUMBLES	FUM	LOST	OWN-REC	YDS	TD	FORCED	OPP-REC	YDS	TD	OUT-BDS
A.Jackson	2	0	2	0	0	0	0	0	0	0
J.Smith	1	0	0	0	0	0	0	0	0	1
Total	3	0	2	0	0	0	0	0	0	1

## Final Team Statistics

	Visitor Patriots	Home Titans
TOTAL FIRST DOWNS	16	23
By Rushing	4	11
By Passing	12	11
By Penalty	0	1
THIRD DOWN EFFICIENCY	3-15-20%	5-12-42%
FOURTH DOWN EFFICIENCY	2-3-67%	0-0-0%
TOTAL NET YARDS	284	385
Total Offensive Plays (inc. times thrown passing)	65	63
Average gain per offensive play	4.4	6.1
NET YARDS RUSHING	40	150
Total Rushing Plays	19	36
Average gain per rushing play	2.1	4.2
Tackles for a loss-number and yards	3-8	4-9
NET YARDS PASSING	244	235
Times thrown - yards lost attempting to pass	3-23	2-14
Gross yards passing	267	249
PASS ATTEMPTS-COMPLETIONS-HAD INTERCEPTED	43-23-0	25-17-0
Avg gain per pass play (inc.# thrown passing)	5.3	8.7
KICKOFFS Number-In End Zone-Touchbacks	3-1-1	7-5-4
PUNTS Number and Average	6-49.7	5-48.2
Had Blocked	0	0
FGs - PATs Had Blocked	0-0	0-0
Net Punting Average	39.3	42.2
TOTAL RETURN YARDAGE (Not Including Kickoffs)	30	42
No. and Yards Punt Returns	2-30	3-42
No. and Yards Kickoff Returns	3-74	2-78
No. and Yards Interception Returns	0-0	0-0
PENALTIES Number and Yards	4-31	4-35
FUMBLES Number and Lost	0-0	3-0
TOUCHDOWNS	1	4
Rushing	1	2
Passing	0	2
EXTRA POINTS Made-Attempts	1-1	4-4
Kicking Made-Attempts	1-1	4-4
FIELD GOALS Made-Attempts	1-2	2-2
RED ZONE EFFICIENCY	1-1-100%	4-6-67%
GOAL TO GO EFFICIENCY	1-1-100%	3-3-100%
SAFETIES	0	0
FINAL SCORE	10	34
TIME OF POSSESSION	27:03	32:57



## Ball Possession And Drive Chart

### New England Patriots

#	Time Recd	Time Lost	Time Poss	How Ball Obtained	Drive Began	# Play	Yds Gain	Yds Pen	Net Yds	1st Down	Last Scrm	How Given Up
1	11:29	9:19	2:10	Kickoff	NE 25	7	41	0	41	1	TEN 34	Field Goal
2	5:58	4:11	1:47	Kickoff	NE 24	3	-9	0	-9	0	NE 15	Punt
3	2:35	12:49	4:46	Kickoff	NE 25	10	75	0	75	5	* TEN 1	Touchdown
4	11:25	9:23	2:02	Punt	NE 30	5	31	5	36	1	TEN 34	Missed FG
5	6:27	5:26	1:01	Punt	NE 9	3	4	0	4	0	NE 13	Punt
6	1:09	0:00	1:09	Kickoff	NE 25	8	25	0	25	3	TEN 43	End of Half
7	15:00	13:14	1:46	Kickoff	NE 35	3	-4	0	-4	0	NE 31	Punt
8	11:49	9:06	2:43	Punt	NE 16	8	43	0	43	2	TEN 41	Punt
9	4:15	2:00	2:15	Kickoff	NE 25	5	18	0	18	1	NE 43	Punt
10	13:32	10:48	2:44	Punt	NE 25	7	38	-5	33	2	TEN 42	Downs
11	7:13	4:51	2:22	Kickoff	NE 19	3	10	-5	5	0	NE 24	Punt
12	2:18	0:00	2:18	Punt	NE 34	5	12	0	12	1	NE 45	End of Game

(292) Average NE 24

### Tennessee Titans

#	Time Recd	Time Lost	Time Poss	How Ball Obtained	Drive Began	# Play	Yds Gain	Yds Pen	Net Yds	1st Down	Last Scrm	How Given Up
1	15:00	11:29	3:31	Kickoff	NE 40	7	40	0	40	3	* NE 4	Touchdown
2	9:19	5:58	3:21	Kickoff	TEN 22	9	77	1	78	6	* NE 23	Touchdown
3	4:11	2:35	1:36	Punt	NE 49	5	34	0	34	1	* NE 15	Field Goal
4	12:49	11:25	1:24	Kickoff	TEN 25	3	8	0	8	0	TEN 33	Punt
5	9:23	6:27	2:56	Missed FG	TEN 42	5	13	0	13	1	NE 45	Punt
6	5:26	1:09	4:17	Punt	NE 37	8	42	-5	37	3	* NE 1	Touchdown
7	13:14	11:49	1:25	Punt	TEN 32	3	5	0	5	0	TEN 37	Punt
8	9:06	4:15	4:51	Punt	TEN 9	10	88	-10	78	4	* NE 13	Field Goal
9	2:00	13:32	3:28	Punt	TEN 20	6	14	0	14	1	TEN 34	Punt
10	10:48	7:13	3:35	Downs	TEN 42	6	58	0	58	4	* NE 10	Touchdown
11	4:51	2:18	2:33	Punt	TEN 10	3	6	0	6	0	TEN 16	Punt

(376) Average TEN 34

\* inside opponent's 20

Time of Possession by Quarter		1st	2nd	3rd	4th	OT	Total
Visitor	New England Patriots	6:32	6:23	6:44	7:24		27:03
Home	Tennessee Titans	8:28	8:37	8:16	7:36		32:57
Kickoff Drive No.-Start Average		Patriots: 7 - NE 25		Titans: 3 - TEN 36			

# Final Defensive Statistics

New England Patriots	Regular Defensive Plays												Special Teams					Misc			
	TKL	AST	COMB	SK	/ YDS	TFL	Q	IN	PD	FF	FR		TKL	AST	FF	FR	BL	TKL	AST	FF	FR
K.Van Noy	5	7	12	0	0	0	0	0	0	0	0		0	1	0	0	0	0	0	0	0
E.Roberts	4	2	6	1	7	2	1	0	0	0	0		0	0	0	0	0	0	0	0	0
M.Brown	2	4	6	0	0	0	0	0	0	0	0		0	0	0	0	0	0	0	0	0
L.Guy	5	0	5	0	0	0	0	0	0	0	0		0	0	0	0	0	0	0	0	0
D.Wise	2	3	5	0	0	0	1	0	0	0	0		0	0	0	0	0	0	0	0	0
S.Gilmore	4	0	4	1	7	1	1	0	0	1	0		0	0	0	0	0	0	0	0	0
D.McCourty	4	0	4	0	0	0	0	0	0	0	0		1	0	0	0	0	0	0	0	0
D.Hightower	3	1	4	0	0	1	0	0	0	0	0		0	0	0	0	0	0	0	0	0
P.Chung	2	2	4	0	0	0	0	0	0	0	0		0	0	0	0	0	0	0	0	0
T.Flowers	2	2	4	0	0	0	0	0	0	0	0		0	0	0	0	0	0	0	0	0
D.Harmon	3	0	3	0	0	0	0	0	0	0	0		0	0	0	0	0	0	0	0	0
J.McCourty	2	0	2	0	0	0	0	0	0	0	0		0	0	0	0	0	0	0	0	0
D.Shelton	2	0	2	0	0	1	0	0	0	0	0		0	0	0	0	0	0	0	0	0
J.Jackson	1	0	1	0	0	0	0	0	0	0	0		0	0	0	0	0	0	0	0	0
J.Jones	1	0	1	0	0	0	0	0	0	0	0		0	0	0	0	0	0	0	0	0
K.Davis	0	1	1	0	0	0	0	0	0	0	0		0	0	0	0	0	0	0	0	0
J.Simon	0	1	1	0	0	0	0	0	0	0	0		0	0	0	0	0	0	0	0	0
A.Butler	0	1	1	0	0	0	0	0	0	0	0		0	0	0	0	0	0	0	0	0
J.Develin	0	0	0	0	0	0	0	0	0	0	0		2	1	1	0	0	0	0	0	0
B.King	0	0	0	0	0	0	0	0	0	0	0		1	0	0	0	0	0	0	0	0
N.Ebner	0	0	0	0	0	0	0	0	0	0	0		0	2	0	0	0	0	0	0	0
A.McClellan	0	0	0	0	0	0	0	0	0	0	0		0	1	0	0	0	0	0	0	0
Total	42	24	66	2	14	5	3	0	0	1	0		4	5	1	0	0	0	0	0	0

TKL = Tackle AST = Assist COMB = Combined QH=QB Hit IN = Interception PD = Pass Defense FF = Forced Fumble FR = Fumble Recovery

Tennessee Titans	Regular Defensive Plays												Special Teams					Misc			
	TKL	AST	COMB	SK	/ YDS	TFL	QH	IN	PD	FF	FR		TKL	AST	FF	FR	BL	TKL	AST	FF	FR
W.Woodyard	7	3	10	1.5	13.5	1	3	0	0	0	0		0	0	0	0	0	0	0	0	0
L.Ryan	5	1	6	1	7	1	1	0	1	0	0		0	0	0	0	0	0	0	0	0
K.Vaccaro	3	2	5	0	0	1	0	0	0	0	0		0	0	0	0	0	0	0	0	0
K.Byard	3	1	4	0	0	0	0	0	1	0	0		0	0	0	0	0	0	0	0	0
M.Butler	3	1	4	0	0	0	0	0	0	0	0		0	0	0	0	0	0	0	0	0
J.Casey	3	1	4	0	0	1	0	0	0	0	0		0	0	0	0	0	0	0	0	0
J.Brown	1	3	4	0.5	2.5	0	1	0	0	0	0		0	0	0	0	0	0	0	0	0
A.Jackson	3	0	3	0	0	0	0	0	2	0	0		0	0	0	2	0	0	0	0	0
B.Orakpo	3	0	3	0	0	1	0	0	0	0	0		0	0	0	0	0	0	0	0	0
A.Johnson	1	2	3	0	0	0	0	0	0	0	0		0	0	0	0	0	0	0	0	0
S.Finch	2	0	2	0	0	1	0	0	0	0	0		2	1	0	0	0	0	0	0	0
D.Bates	2	0	2	0	0	0	0	0	0	0	0		0	0	0	0	0	0	0	0	0
R.Evans	1	1	2	0	0	0	1	0	0	0	0		0	0	0	0	0	0	0	0	0
H.Landry	1	0	1	0	0	0	1	0	0	0	0		0	0	0	0	0	0	0	0	0
B.Logan	1	0	1	0	0	0	0	0	0	0	0		0	0	0	0	0	0	0	0	0
D.Jones	1	0	1	0	0	0	0	0	0	0	0		0	0	0	0	0	0	0	0	0
D.Kilgo	1	0	1	0	0	0	0	0	0	0	0		0	0	0	0	0	0	0	0	0
B.Trawick	0	0	0	0	0	0	0	0	0	0	0		1	0	0	0	0	0	0	0	0
B.Brinkley	0	0	0	0	0	0	0	0	0	0	0		1	0	0	0	0	0	0	0	0
L.Sims	0	0	0	0	0	0	0	0	0	0	0		0	1	0	0	0	0	0	0	0
Total	41	15	56	3	23	6	7	0	4	0	0		4	2	0	2	0	0	0	0	0

First Half Summary

PERIOD SCORES			TIME OF POSSESSION		
Patriots	3	7 = 10	Patriots	12:55	
Titans	17	7 = 24	Titans	17:05	

Scoring Plays						Visitor	Home
Team	Qtr	Time	Play Description (Extra Point) (Drive Info)				
Titans	1	11:29	J.Smith 4 yd. pass from M.Mariota (R.Succop kick) (7-40, 3:31)			0	7
Patriots	1	9:19	S.Gostkowski 52 yd. Field Goal (7-41, 2:10)			3	7
Titans	1	5:58	C.Davis 23 yd. pass from M.Mariota (R.Succop kick) (9-78, 3:21)			3	14
Titans	1	2:35	R.Succop 33 yd. Field Goal (5-34, 1:36)			3	17
Patriots	2	12:49	J.Develin 1 yd. run (S.Gostkowski kick) (10-75, 4:46)			10	17
Titans	2	1:09	D.Henry 1 yd. run (R.Succop kick) (8-37, 4:17)			10	24

	New England Patriots	Tennessee Titans
TOTAL FIRST DOWNS	10	14
First Downs Rushing-Passing-by Penalty	2 - 8 - 0	6 - 7 - 1
THIRD DOWN EFFICIENCY	2-8-25%	4-7-57%
TOTAL NET YARDS	167	214
Total Offensive Plays	34	36
NET YARDS RUSHING	23	69
NET YARDS PASSING	144	145
Gross Yards Passing	162	152
Times thrown-yards lost attempting to pass	2-18	1-7
Pass Attempts-Completions-Had Intercepted	23 - 11 - 0	16 - 11 - 0
Punts-Number and Average	2 - 45.5	2 - 45.5
Penalties-Number and Yards	2 - 21	3 - 25
Fumbles-Number and Lost	0 - 0	3 - 0
Red Zone Efficiency	1-1-100%	3-4-75%
Average Drive Start	NE 23	TEN 44

New England Patriots										Tennessee Titans									
RUSHING										RUSHING									
	ATT	YDS	AVG	LG	TD						ATT	YDS	AVG	LG	TD				
S.Michel	7	22	3.1	7	0	D.Lewis				11	38	3.5	12	0					
J.Develin	1	1	1.0	1	1	D.Henry				5	17	3.4	10	1					
T.Brady	1	0	0.0	0	0	D.Fluellen				3	14	4.7	13	0					
Total	9	23	2.6	7	1	Total				19	69	3.6	13	1					
PASSING										PASSING									
	ATT	CMP	YDS	SK/YD	TD	LG	IN	RT			ATT	CMP	YDS	SK/YD	TD	LG	IN	RT	
T.Brady	23	11	162	2/18	0	44	0	71.3	M.Mariota		16	11	152	1/7	2	29	0	138.5	
Total	23	11	162	2/18	0	44	0	71.3	Total		16	11	152	1/7	2	29	0	138.5	
PASS RECEIVING										PASS RECEIVING									
	TAR	REC	YDS	AVG	LG	TD					TAR	REC	YDS	AVG	LG	TD			
J.Edelman	5	4	75	18.8	30	0	C.Davis			7	4	83	20.8	24	1				
J.Gordon	9	3	58	19.3	44	0	J.Smith			3	3	45	15.0	29	1				
J.White	5	2	8	4.0	11	0	A.Firkser			1	1	11	11.0	11	0				
P.Dorsett	1	1	11	11.0	11	0	C.Batson			2	1	10	10.0	10	0				
D.Allen	1	1	10	10.0	10	0	D.Lewis			1	1	3	3.0	3	0				
C.Hogan	1	0	0	0.0	0	0	D.Jennings			1	1	0	0.0	0	0				
							T.Sharpe			1	0	0	0.0	0	0				
Total	22	11	162	14.7	44	0	Total			16	11	152	13.8	29	2				

New England Patriots														Tennessee Titans									
Regular Defensive Plays														Special Teams									
	TKL	AST	COMB	SK	/ YDS	TFL	Q	IN	PD	FF	FR			TKL	AST	FF	FR	BL	TKL	AST	FF	FR	
K.Van Noy	4	5	9	0	0	0	0	0	0	0	0			0	1	0	0	0		0	0	0	0
E.Roberts	3	1	4	1	7	2	1	0	0	0	0			0	0	0	0	0		0	0	0	0
L.Guy	3	0	3	0	0	0	0	0	0	0	0			0	0	0	0	0		0	0	0	0
P.Chung	2	1	3	0	0	0	0	0	0	0	0			0	0	0	0	0		0	0	0	0
Total	12	7	19	1	7	2	1	0	0	0	0			0	1	0	0	0		0	0	0	0

First Half Summary

Tennessee Titans	Regular Defensive Plays												Special Teams					Misc			
	TKL	AST	COMB	SK	/ YDS	TFL	QH	IN	PD	FF	FR	TKL	AST	FF	FR	BL	TKL	AST	FF	FR	
W.Woodyard	4	1	5	1	11	1	1	0	0	0	0	0	0	0	0	0	0	0	0	0	
A.Jackson	3	0	3	0	0	0	0	0	1	0	0	0	0	0	2	0	0	0	0	0	
L.Ryan	3	0	3	1	7	1	1	0	0	0	0	0	0	0	0	0	0	0	0	0	
K.Byard	2	1	3	0	0	0	0	0	0	0	0	0	0	0	0	0	0	0	0	0	
Total	12	2	14	2	18	2	2	0	1	0	0	0	0	0	2	0	0	0	0	0	

## Play By Play

## First Quarter

11/11/2018

NE wins the coin toss and elects to defer. TEN elects to Receive, and NE elects to defend the south goal.

S.Gostkowski kicks 63 yards from NE 35 to TEN 2. D.Jennings pushed ob at NE 40 for 58 yards (D.McCourty).

Tennessee Titans at 15:00, (1st play from scrimmage 14:49)

1-10-NE 40	(14:49) (Shotgun) M.Mariota pass deep middle to C.Davis to NE 16 for 24 yards (D.Harmon).	P1
<u>1-10-NE 16</u>	(14:10) (Shotgun) D.Lewis right guard to NE 11 for 5 yards (L.Guy, D.Wise).	
2-5-NE 11	(13:34) D.Lewis right guard to NE 7 for 4 yards (D.Wise).	
3-1-NE 7	(12:54) D.Lewis left guard to NE 4 for 3 yards (K.Van Noy; K.Davis).	R2
<u>1-4-NE 4</u>	(12:10) (Shotgun) M.Mariota pass incomplete short middle to C.Davis.	
2-4-NE 4	(12:06) (Shotgun) D.Lewis up the middle to NE 4 for no gain (P.Chung, T.Flowers).	
3-4-NE 4	(11:36) (Shotgun) M.Mariota pass short right to J.Smith for 4 yards, TOUCHDOWN.	P3
	R.Succop extra point is GOOD, Center-B.Brinkley, Holder-B.Kern.	

NE 0 TEN 7, 7 plays, 40 yards, 3:31 drive, 3:31 elapsed

R.Succop kicks 65 yards from TEN 35 to end zone, Touchback.

New England Patriots at 11:29

1-10-NE 25	(11:29) (Shotgun) T.Brady pass short left to J.White to NE 22 for -3 yards (K.Vaccaro).	
2-13-NE 22	(10:53) T.Brady pass incomplete short left to J.Edelman.	
3-13-NE 22	(10:49) (Shotgun) T.Brady pass deep middle to J.Gordon to TEN 34 for 44 yards (W.Woodyard).	P1
<u>1-10-TEN 34</u>	(10:16) (No Huddle, Shotgun) T.Brady pass incomplete short left to J.Gordon.	
2-10-TEN 34	(10:11) T.Brady pass short left to J.Gordon to TEN 34 for no gain (A.Jackson).	
3-10-TEN 34	(9:27) (Shotgun) T.Brady pass incomplete short left to J.Gordon.	
4-10-TEN 34	(9:24) (Field Goal formation) S.Gostkowski 52 yard field goal is GOOD, Center-J.Cardona, Holder-R.Allen.	

NE 3 TEN 7, 7 plays, 41 yards, 2:10 drive, 5:41 elapsed

S.Gostkowski kicks 63 yards from NE 35 to TEN 2. D.Jennings to TEN 22 for 20 yards (N.Ebner; A.McClellan).

Tennessee Titans at 9:19, (1st play from scrimmage 9:13)

1-10-TEN 22	(9:13) D.Lewis left tackle to TEN 34 for 12 yards (K.Van Noy).	R4
<u>1-10-TEN 34</u>	(8:38) (No Huddle, Shotgun) M.Mariota pass incomplete deep middle to C.Davis (S.Gilmore).	
	PENALTY on NE-S.Gilmore, Defensive Pass Interference, 16 yards, enforced at TEN 34 - No Play.	X5
	Timeout #1 by TEN at 08:29.	
<u>1-10-50</u>	(8:29) (Shotgun) M.Mariota pass incomplete short left to C.Batson.	
2-10-50	(8:25) (Shotgun) D.Lewis right guard to NE 39 for 11 yards (K.Van Noy).	R6
<u>1-10-NE 39</u>	(8:01) (No Huddle, Shotgun) M.Mariota pass short left to C.Batson to NE 23 for 16 yards (J.McCourty).	
	PENALTY on TEN-C.Batson, Face Mask (15 Yards), 15 yards, enforced at NE 29.	
1-15-NE 44	(7:46) (Shotgun) M.Mariota pass short middle to C.Davis to NE 28 for 16 yards (S.Gilmore).	P7
<u>1-10-NE 28</u>	(7:20) (No Huddle, Shotgun) M.Mariota pass incomplete deep left to T.Sharpe.	
2-10-NE 28	(7:15) (Shotgun) D.Henry left end pushed ob at NE 18 for 10 yards (D.McCourty).	R8
<u>1-10-NE 18</u>	(6:45) D.Lewis right tackle to NE 23 for -5 yards (D.Hightower).	
2-15-NE 23	(6:05) (Shotgun) M.Mariota pass deep left to C.Davis for 23 yards, TOUCHDOWN.	P9
	Penalty on NE-S.Gilmore, Defensive Pass Interference, declined.	
	R.Succop extra point is GOOD, Center-B.Brinkley, Holder-B.Kern.	

NE 3 TEN 14, 9 plays, 78 yards, 1 penalty, 3:21 drive, 9:02 elapsed

R.Succop kicks 64 yards from TEN 35 to NE 1. C.Patterson to NE 24 for 23 yards (L.Sims; S.Finch).

New England Patriots at 5:58, (1st play from scrimmage 5:49)

1-10-NE 24	(5:49) (Shotgun) T.Brady pass incomplete short right to J.White.	
2-10-NE 24	(5:45) S.Michel right guard to NE 26 for 2 yards (W.Woodyard, K.Vaccaro).	
3-8-NE 26	(5:04) (Shotgun) T.Brady sacked at NE 15 for -11 yards (W.Woodyard).	
4-19-NE 15	(4:25) (Punt formation) R.Allen punts 49 yards to TEN 36, Center-J.Cardona. A.Jackson to TEN 49 for 13 yards (J.Develin, N.Ebner). FUMBLES (J.Develin), and recovers at NE 49. A.Jackson to NE 49 for no gain (J.Develin).	

Tennessee Titans at 4:11

1-10-NE 49	(4:11) (Shotgun) M.Mariota pass short right to J.Smith to NE 20 for 29 yards (S.Gilmore). FUMBLES (S.Gilmore), ball out of bounds at NE 15.	P10
<u>1-10-NE 20</u>	(3:52) D.Henry up the middle to NE 15 for 5 yards (L.Guy, P.Chung).	
2-5-NE 15	(3:29) (No Huddle, Shotgun) D.Henry up the middle to NE 15 for no gain (L.Guy).	



New England Patriots vs Tennessee Titans at Nissan Stadium

- 3-5-NE 15(2:43) (Shotgun) M.Mariota pass incomplete short right to C.Davis.
- 4-5-NE 15(2:39) (Field Goal formation) R.Succop 33 yard field goal is GOOD, Center-B.Brinkley, Holder-B.Kern.

NE 3 TEN 17, 5 plays, 34 yards, 1:36 drive, 12:25 elapsed

R.Succop kicks 65 yards from TEN 35 to end zone, Touchback.

New England Patriots at 2:35

- 1-10-NE 25(2:35) T.Brady pass short left to J.Edelman pushed ob at TEN 46 for 29 yards (K.Vaccaro).P2  
Timeout #1 by NE at 01:54.
- 1-10-TEN 46(1:54) S.Michel left guard to TEN 39 for 7 yards (K.Byard; J.Brown).
- 2-3-TEN 39(1:25) (Shotgun) S.Michel left tackle to TEN 34 for 5 yards (B.Orakpo, M.Butler).R3
- 1-10-TEN 34(:50) (Shotgun) T.Brady pass short middle to J.Gordon to TEN 20 for 14 yards (A.Jackson).P4
- 1-10-TEN 20(:17) (Shotgun) S.Michel up the middle to TEN 17 for 3 yards (L.Ryan, J.Casey).

END OF QUARTER	Time		First Downs				Efficiencies	
	Score	Poss	R	P	X	T	3 Down	4 Down
New England Patriots	3	6:32	1	3	0	4	1/3	0/0
Tennessee Titans	17	8:28	4	5	1	10	2/3	0/0

## Play By Play

## Second Quarter

11/11/2018

New England Patriots continued.

2-7-TEN 17	(15:00) (Shotgun) T.Brady pass short left to J.Edelman to TEN 12 for 5 yards (M.Butler, W.Woodyard).	
3-2-TEN 12	(14:38) T.Brady up the middle to TEN 12 for no gain (J.Casey, A.Johnson).	
4-2-TEN 12	(13:59) T.Brady pass short right to J.White pushed ob at TEN 1 for 11 yards (W.Woodyard).	P5
<u>1-1-TEN 1</u>	(13:30) S.Michel up the middle to TEN 1 for no gain (A.Johnson, R.Evans).	
2-1-TEN 1	(12:54) J.Develin up the middle for 1 yard, TOUCHDOWN.	R6
	S.Gostkowski extra point is GOOD, Center-J.Cardona, Holder-R.Allen.	

NE 10 TEN 17, 10 plays, 75 yards, 4:46 drive, 2:11 elapsed

S.Gostkowski kicks 65 yards from NE 35 to end zone, Touchback.

Tennessee Titans at 12:49

1-10-TEN 25	(12:49) D.Lewis left guard to TEN 30 for 5 yards (K.Van Noy; T.Flowers).	
2-5-TEN 30	(12:17) (No Huddle, Shotgun) M.Mariota pass incomplete deep right to C.Davis.	
3-5-TEN 30	(12:12) (Shotgun) M.Mariota pass short middle to D.Lewis to TEN 33 for 3 yards (P.Chung).	
4-2-TEN 33	(11:36) (Punt formation) B.Kern punts 55 yards to NE 12, Center-B.Brinkley. J.Edelman pushed ob at NE 30 for 18 yards (B.Trawick).	

New England Patriots at 11:25

1-10-NE 30	(11:25) T.Brady pass deep middle to J.Edelman to TEN 40 for 30 yards (L.Ryan).	P7
<u>1-10-TEN 40</u>	(10:37) S.Michel left guard to TEN 39 for 1 yard (K.Byard).	
2-9-TEN 39	(10:05) T.Brady pass incomplete deep middle to J.Gordon.	
3-9-TEN 39	(9:57) (Shotgun) T.Brady sacked at 50 for -11 yards (sack split by J.Casey and H.Landry).	
	PENALTY on TEN-J.Casey, Defensive Offside, 5 yards, enforced at TEN 39 - No Play.	
3-4-TEN 34	(9:33) (Shotgun) T.Brady pass incomplete short left to J.White.	
4-4-TEN 34	(9:28) (Field Goal formation) S.Gostkowski 52 yard field goal is No Good, Wide Left, Center-J.Cardona, Holder-R.Allen.	

Tennessee Titans at 9:23

1-10-TEN 42	(9:23) D.Fluellen left tackle to TEN 45 for 3 yards (D.Shelton, K.Van Noy).	
2-7-TEN 45	(8:38) D.Fluellen left end pushed ob at NE 42 for 13 yards (E.Roberts).	R11
<u>1-10-NE 42</u>	(8:23) (No Huddle) D.Fluellen left tackle to NE 44 for -2 yards (E.Roberts). TEN-D.Fluellen was injured during the play. His return is Questionable.	
	TEN32 - Fluellen went down untouched.	
2-12-NE 44	(7:57) (Shotgun) D.Lewis up the middle to NE 45 for -1 yards (E.Roberts; K.Van Noy).	
3-13-NE 45	(7:13) (Shotgun) M.Mariota pass short right to D.Jennings to NE 45 for no gain (J.Jackson, J.Simon).	
4-13-NE 45	(6:36) (Punt formation) B.Kern punts 36 yards to NE 9, Center-B.Brinkley, fair catch by J.Edelman.	

New England Patriots at 6:27

1-10-NE 9	(6:27) S.Michel up the middle to NE 13 for 4 yards (R.Evans, A.Johnson).	
2-6-NE 13	(5:50) T.Brady pass incomplete short left to J.Gordon.	
3-6-NE 13	(5:45) (Shotgun) T.Brady pass incomplete deep right to J.Gordon (A.Jackson).	
4-6-NE 13	(5:39) (Punt formation) R.Allen punts 42 yards to TEN 45, Center-J.Cardona. A.Jackson MUFFS catch, touched at TEN 45, and recovers at TEN 46. A.Jackson to NE 42 for 12 yards (J.Develin; K.Van Noy).	
	PENALTY on NE-C.Hogan, Ineligible Downfield Kick, 5 yards, enforced at NE 42.	

Tennessee Titans at 5:26

1-10-NE 37	(5:26) M.Mariota sacked at NE 44 for -7 yards (E.Roberts).	
	Timeout #2 by TEN at 04:38.	
2-17-NE 44	(4:38) (Shotgun) D.Lewis right tackle to NE 41 for 3 yards (M.Brown; A.Butler).	
3-14-NE 41	(4:00) (Shotgun) M.Mariota pass deep left to C.Davis ran ob at NE 21 for 20 yards.	P12
<u>1-10-NE 21</u>	(3:26) D.Lewis up the middle to NE 20 for 1 yard (M.Brown, K.Van Noy).	
2-9-NE 20	(2:47) PENALTY on TEN-D.Kelly, False Start, 5 yards, enforced at NE 20 - No Play.	
2-14-NE 25	(2:26) (Shotgun) M.Mariota pass short left to J.Smith pushed ob at NE 13 for 12 yards (K.Van Noy).	

Two-Minute Warning

3-2-NE 13	(2:00) (Shotgun) M.Mariota pass short left to A.Firkser to NE 2 for 11 yards (D.McCourtly).	P13
<u>1-2-NE 2</u>	(1:17) D.Henry up the middle to NE 1 for 1 yard (K.Van Noy).	
	Timeout #2 by NE at 01:12.	
2-1-NE 1	(1:12) D.Henry right tackle for 1 yard, TOUCHDOWN.	R14
	R.Succop extra point is GOOD, Center-B.Brinkley, Holder-B.Kern.	

New England Patriots vs Tennessee Titans at Nissan Stadium

NE 10 TEN 24, 8 plays, 37 yards, 4:17 drive, 13:51 elapsed

R.Succop kicks 65 yards from TEN 35 to end zone, Touchback.

New England Patriots at 1:09

1-10-NE 25	(1:09) (Shotgun) T.Brady pass incomplete short left to J.White.	
2-10-NE 25	(1:01) (Shotgun) T.Brady pass incomplete short middle to J.Gordon [R.Evans].	
3-10-NE 25	(:54) (Shotgun) T.Brady pass short middle to J.Edelman to NE 36 for 11 yards (K.Byard).	P8
<u>1-10-NE 36</u>	(:31) (No Huddle, Shotgun) T.Brady pass short left to P.Dorsett to NE 47 for 11 yards (A.Jackson).	P9
Timeout #3 by NE at 00:21.		
<u>1-10-NE 47</u>	(:21) (Shotgun) T.Brady pass short middle to D.Allen to TEN 43 for 10 yards (J.Brown).	P10
<u>1-10-TEN 43</u>	(:07) T.Brady spiked the ball to stop the clock.	
2-10-TEN 43	(:06) (Shotgun) T.Brady pass incomplete short left to C.Hogan.	
3-10-TEN 43	(:02) (Shotgun) T.Brady sacked at 50 for -7 yards (L.Ryan).	

END OF QUARTER

	Score	Time Poss	First Downs				Efficiencies	
			R	P	X	T	3 Down	4 Down
New England Patriots	10	6:23	1	5	0	6	1/5	1/1
Tennessee Titans	24	8:37	2	2	0	4	2/4	0/0

NE elects to Receive, and TEN elects to defend the North goal.

R.Succop kicks 61 yards from TEN 35 to NE 4. C.Patterson to NE 35 for 31 yards (S.Finch).

New England Patriots at 15:00, (1st play from scrimmage 14:52)

- 1-10-NE 35 (14:52) S.Michel left tackle to NE 36 for 1 yard (W.Woodyard).
- 2-9-NE 36 (14:11) (Shotgun) T.Brady pass incomplete short right.
- 3-9-NE 36 (14:06) (Shotgun) T.Brady sacked at NE 31 for -5 yards (sack split by J.Brown and W.Woodyard).
- 4-14-NE 31 (13:30) (Punt formation) R.Allen punts 52 yards to TEN 17, Center-J.Cardona. A.Jackson to TEN 32 for 15 yards (B.King).

Tennessee Titans at 13:14

- 1-10-TEN 32 (13:14) D.Lewis right tackle to TEN 35 for 3 yards (T.Flowers).
- 2-7-TEN 35 (12:46) (No Huddle) D.Lewis left tackle to TEN 37 for 2 yards (D.Hightower).
- 3-5-TEN 37 (12:04) (Shotgun) M.Mariota pass incomplete short right to T.Sharpe.
- 4-5-TEN 37 (11:58) (Punt formation) B.Kern punts 47 yards to NE 16, Center-B.Brinkley, out of bounds.

New England Patriots at 11:49

- 1-10-NE 16 (11:49) T.Brady pass short right to J.Edelman to NE 24 for 8 yards (S.Finch, L.Ryan).
- 2-2-NE 24 (11:18) S.Michel right tackle to NE 30 for 6 yards (W.Woodyard). R11
- 1-10-NE 30 (10:40) T.Brady pass incomplete deep left to C.Hogan.
- 2-10-NE 30 (10:34) (Shotgun) T.Brady pass incomplete short middle to J.Edelman.
- 3-10-NE 30 (10:29) (Shotgun) T.Brady pass short middle to J.Gordon to TEN 47 for 23 yards (W.Woodyard; K.Vaccaro). NE-D.Allen was injured during the play. His return is Questionable. P12
- 1-10-TEN 47 (10:07) T.Brady pass incomplete short right [W.Woodyard].
- 2-10-TEN 47 (10:00) (Shotgun) T.Brady pass short left to J.White to TEN 41 for 6 yards (B.Logan).
- 3-4-TEN 41 (9:18) (Shotgun) T.Brady pass incomplete short middle to J.Hollister (K.Byard).
- 4-4-TEN 41 (9:15) (Punt formation) R.Allen punts 32 yards to TEN 9, Center-J.Cardona, fair catch by A.Jackson.

Tennessee Titans at 9:06

- 1-10-TEN 9 (9:06) M.Mariota pass short right to D.Lewis to TEN 17 for 8 yards (P.Chung; K.Van Noy).
- 2-2-TEN 17 (8:33) (No Huddle) D.Lewis up the middle to TEN 23 for 6 yards (K.Van Noy). R15
- 1-10-TEN 23 (7:59) D.Lewis right tackle to TEN 25 for 2 yards (M.Brown, D.Wise).
- 2-8-TEN 25 (7:24) (Shotgun) M.Mariota pass deep left to C.Batson pushed ob at NE 49 for 26 yards (D.McCourtly). P16
- 1-10-NE 49 (6:53) (Shotgun) D.Lewis left tackle to NE 40 for 9 yards (D.Harmon).
- PENALTY on TEN-Q.Spain, Offensive Holding, 10 yards, enforced at NE 49 - No Play.
- 1-20-TEN 41 (6:31) (Shotgun) M.Mariota pass short middle to C.Davis to NE 32 for 27 yards (D.Harmon). P17
- 1-10-NE 32 (5:46) (Shotgun) M.Mariota left end ran ob at NE 12 for 20 yards (D.Harmon). R18
- 1-10-NE 12 (5:13) D.Lewis right tackle to NE 13 for -1 yards (D.Shelton).
- 2-11-NE 13 (4:30) (Shotgun) M.Mariota pass incomplete short middle to T.Sharpe.
- 3-11-NE 13 (4:26) (Shotgun) M.Mariota pass incomplete short right.
- 4-11-NE 13 (4:19) (Field Goal formation) R.Succop 31 yard field goal is GOOD, Center-B.Brinkley, Holder-B.Kern.

NE 10 TEN 27, 10 plays, 78 yards, 4:51 drive, 10:45 elapsed
-------------------------------------------------------------

R.Succop kicks 65 yards from TEN 35 to end zone, Touchback.

New England Patriots at 4:15

- 1-10-NE 25 (4:15) (Shotgun) T.Brady pass short right to J.Edelman to NE 31 for 6 yards (K.Byard).
- 2-4-NE 31 (3:51) (No Huddle, Shotgun) T.Brady pass short right to J.White to NE 37 for 6 yards (M.Butler). P13
- 1-10-NE 37 (3:32) (No Huddle) J.White left tackle to NE 32 for -5 yards (B.Orakpo).
- 2-15-NE 32 (2:57) T.Brady pass short right to J.White to NE 43 for 11 yards (J.Casey).
- 3-4-NE 43 (2:15) (Shotgun) T.Brady pass incomplete deep right to J.Gordon.
- 4-4-NE 43 (2:11) (Punt formation) R.Allen punts 57 yards to end zone, Center-J.Cardona, Touchback.

Tennessee Titans at 2:00

- 1-10-TEN 20 (2:00) (Shotgun) M.Mariota scrambles up the middle to TEN 21 for 1 yard (D.Hightower).
- 2-9-TEN 21 (1:21) (Shotgun) D.Henry up the middle to TEN 25 for 4 yards (L.Guy, M.Brown).
- 3-5-TEN 25 (:35) (Shotgun) M.Mariota pass short left to C.Davis to TEN 33 for 8 yards (J.Jones). P19
- Penalty on NE-J.Jones, Defensive Holding, declined.
- 1-10-TEN 33 (:11) D.Lewis right guard to TEN 34 for 1 yard (K.Van Noy; M.Brown).

New England Patriots vs Tennessee Titans at Nissan Stadium								
END OF QUARTER	Score	Time	First Downs				Efficiencies	
		Poss	R	P	X	T	3 Down	4 Down
New England Patriots	10	6:44	1	2	0	3	1/4	0/0
Tennessee Titans	27	8:16	2	3	0	5	1/3	0/0



Fourth Quarter

11/11/2018

Play By Play

Tennessee Titans continued.

2-9-TEN 34	(15:00) (Shotgun) M.Mariota pass short left to C.Davis to TEN 41 for 7 yards (S.Gilmore).	
3-2-TEN 41	(14:19) (Shotgun) M.Mariota sacked at TEN 34 for -7 yards (S.Gilmore).	
4-9-TEN 34	(13:42) (Punt formation) B.Kern punts 53 yards to NE 13, Center-B.Brinkley. J.Edelman to NE 25 for 12 yards (B.Brinkley).	

New England Patriots at 13:32

1-10-NE 25	(13:32) (Shotgun) T.Brady pass short middle to J.Hollister to NE 42 for 17 yards (M.Butler).	P14
<u>1-10-NE 42</u>	(13:10) (No Huddle, Shotgun) T.Brady pass short left to J.Edelman to NE 48 for 6 yards (L.Ryan).	
2-4-NE 48	(12:47) (No Huddle, Shotgun) T.Brady pass short left to J.Edelman to TEN 46 for 6 yards (L.Ryan).	P15
<u>1-10-TEN 46</u>	(12:24) (Shotgun) T.Brady pass incomplete short left to J.Gordon (A.Jackson).	
2-10-TEN 46	(12:19) (Shotgun) T.Brady pass short left to J.Edelman to TEN 43 for 3 yards (K.Vaccaro).	
3-7-TEN 43	(11:41) (Shotgun) J.Edelman pass short right to T.Brady to TEN 37 for 6 yards (W.Woodyard) [H.Landry]. TEN-H.Landry was injured during the play. His return is Questionable.	
4-1-TEN 37	(11:11) (Run formation) PENALTY on NE-M.Cannon, False Start, 5 yards, enforced at TEN 37 - No Play.	
4-6-TEN 42	(10:53) (Shotgun) T.Brady pass incomplete short middle to J.Edelman (L.Ryan).	

Tennessee Titans at 10:48

1-10-TEN 42	(10:48) (Shotgun) D.Jennings pass short left to M.Mariota to NE 37 for 21 yards (J.McCourty) [D.Wise].	P20
<u>1-10-NE 37</u>	(10:05) D.Henry right end to NE 35 for 2 yards (T.Flowers).	
2-8-NE 35	(9:18) (Shotgun) D.Henry right end pushed ob at NE 21 for 14 yards (D.McCourty).	R21
<u>1-10-NE 21</u>	(8:43) D.Henry left guard to NE 16 for 5 yards (L.Guy).	
2-5-NE 16	(7:59) D.Henry up the middle to NE 10 for 6 yards (D.Hightower; E.Roberts).	R22
<u>1-10-NE 10</u>	(7:17) Direct snap to D.Henry. D.Henry up the middle for 10 yards, TOUCHDOWN.	R23
R.Succop extra point is GOOD, Center-B.Brinkley, Holder-B.Kern.		

NE 10 TEN 34, 6 plays, 58 yards, 3:35 drive, 7:47 elapsed

R.Succop kicks 66 yards from TEN 35 to NE -1. C.Patterson to NE 19 for 20 yards (S.Finch).

New England Patriots at 7:13, (1st play from scrimmage 7:06)

1-10-NE 19	(7:06) C.Patterson up the middle to NE 18 for -1 yards (J.Casey).	
2-11-NE 18	(6:31) PENALTY on NE-T.Karras, False Start, 5 yards, enforced at NE 18 - No Play.	
2-16-NE 13	(6:15) (Shotgun) S.Michel left tackle to NE 17 for 4 yards (D.Jones, J.Brown).	
3-12-NE 17	(5:39) (Shotgun) B.Hoyer pass short left to P.Dorsett to NE 24 for 7 yards (B.Orakpo).	
4-5-NE 24	(5:04) (Punt formation) R.Allen punts 66 yards to TEN 10, Center-J.Cardona, downed by NE-M.Slater.	

Tennessee Titans at 4:51

1-10-TEN 10	(4:51) D.Lewis left tackle to TEN 10 for no gain (E.Roberts).	
2-10-TEN 10	(4:05) D.Lewis up the middle to TEN 12 for 2 yards (D.Wise; M.Brown).	
3-8-TEN 12	(3:21) D.Lewis right tackle to TEN 16 for 4 yards (D.Wise).	
4-4-TEN 16	(2:30) (Punt formation) B.Kern punts 50 yards to NE 34, Center-B.Brinkley, downed by TEN-D.Jennings.	

New England Patriots at 2:18

1-10-NE 34	(2:18) (Shotgun) S.Michel left tackle to NE 32 for -2 yards (S.Finch).	
------------	------------------------------------------------------------------------	--

Two-Minute Warning

2-12-NE 32	(2:00) C.Patterson up the middle to NE 34 for 2 yards (D.Bates).	
3-10-NE 34	(1:29) (Shotgun) C.Patterson left guard to NE 43 for 9 yards (H.Landry).	
4-1-NE 43	(:55) B.Hoyer up the middle to NE 45 for 2 yards (D.Kilgo).	R16
<u>1-10-NE 45</u>	(:29) (Shotgun) C.Patterson left guard to NE 46 for 1 yard (D.Bates).	

END OF QUARTER

	Score	Time Poss	First Downs				Efficiencies	
			R	P	X	T	3 Down	4 Down
New England Patriots	10	7:24	1	2	0	3	0/3	1/2
Tennessee Titans	34	7:36	3	1	0	4	0/2	0/0

# Miscellaneous Statistics Report

New England Patriots vs Tennessee Titans

11/11/2018 at Nissan Stadium

## Ten Longest Plays for New England Patriots

Yards	Qtr	Play Start	Play Description
44	1	3-13-NE 22	(10:49) (Shotgun) T.Brady pass deep middle to J.Gordon to TEN 34 for 44 yards (W.Woodyard).
30	2	1-10-NE 30	(11:25) T.Brady pass deep middle to J.Edelman to TEN 40 for 30 yards (L.Ryan).
29	1	1-10-NE 25	(2:35) T.Brady pass short left to J.Edelman pushed ob at TEN 46 for 29 yards (K.Vaccaro).
23	3	3-10-NE 30	(10:29) (Shotgun) T.Brady pass short middle to J.Gordon to TEN 47 for 23 yards (W.Woodyard; K.Vaccaro). NE-D.Allen was injured during the play. His return is Questionable.
17	4	1-10-NE 25	(13:32) (Shotgun) T.Brady pass short middle to J.Hollister to NE 42 for 17 yards (M.Butler).
14	1	1-10-TEN 34	(:50) (Shotgun) T.Brady pass short middle to J.Gordon to TEN 20 for 14 yards (A.Jackson).
11	2	4-2-TEN 12	(13:59) T.Brady pass short right to J.White pushed ob at TEN 1 for 11 yards (W.Woodyard).
11	2	3-10-NE 25	(:54) (Shotgun) T.Brady pass short middle to J.Edelman to NE 36 for 11 yards (K.Byard).
11	2	1-10-NE 36	(:31) (No Huddle, Shotgun) T.Brady pass short left to P.Dorsett to NE 47 for 11 yards (A.Jackson).
11	3	2-15-NE 32	(2:57) T.Brady pass short right to J.White to NE 43 for 11 yards (J.Casey).

## Ten Longest Plays for Tennessee Titans

Yards	Qtr	Play Start	Play Description
29	1	1-10-NE 49	(4:11) (Shotgun) M.Mariota pass short right to J.Smith to NE 20 for 29 yards (S.Gilmore). FUMBLES (S.Gilmore), ball out of
27	3	1-20-TEN 41	(6:31) (Shotgun) M.Mariota pass short middle to C.Davis to NE 32 for 27 yards (D.Harmon).
26	3	2-8-TEN 25	(7:24) (Shotgun) M.Mariota pass deep left to C.Batson pushed ob at NE 49 for 26 yards (D.McCourty).
24	1	1-10-NE 40	(14:49) (Shotgun) M.Mariota pass deep middle to C.Davis to NE 16 for 24 yards (D.Harmon).
23	1	2-15-NE 23	(6:05) (Shotgun) M.Mariota pass deep left to C.Davis for 23 yards, TOUCHDOWN.
21	4	1-10-TEN 42	(10:48) (Shotgun) D.Jennings pass short left to M.Mariota to NE 37 for 21 yards (J.McCourty) [D.Wise].
20	2	3-14-NE 41	(4:00) (Shotgun) M.Mariota pass deep left to C.Davis ran ob at NE 21 for 20 yards.
20	3	1-10-NE 32	(5:46) (Shotgun) M.Mariota left end ran ob at NE 12 for 20 yards (D.Harmon).
16	1	1-15-NE 44	(7:46) (Shotgun) M.Mariota pass short middle to C.Davis to NE 28 for 16 yards (S.Gilmore).
14	4	2-8-NE 35	(9:18) (Shotgun) D.Henry right end pushed ob at NE 21 for 14 yards (D.McCourty).

## Touchdown Scoring Information

		Offense	Defense	Special Teams
VISITOR	New England Patriots	1	0	0
HOME	Tennessee Titans	4	0	0

## Player Scoring Information

Club	Player	TD	Rush TD	Rec TD	KO TD	Punt TD	Int TD	Fum TD	Misc TD	FG	XP	2Pt Rush	2Pt Rec	Sfty	Points
NE	J.Develin	0	1	0	0	0	0	0	0	0	0	0	0	0	6
NE	S.Gostkowski	0	0	0	0	0	0	0	0	1	1	0	0	0	4
TEN	D.Henry	0	2	0	0	0	0	0	0	0	0	0	0	0	12
TEN	R.Succop	0	0	0	0	0	0	0	0	2	4	0	0	0	10
TEN	C.Davis	0	0	1	0	0	0	0	0	0	0	0	0	0	6
TEN	J.Smith	0	0	1	0	0	0	0	0	0	0	0	0	0	6

## Possession Detail

	First Half		Second Half		Game	
	Visitor	Home	Visitor	Home	Visitor	Home
Largest Lead	0	14	0	24	0	24
Drives Leading	0	5	0	5	0	10
Time of Possession Leading	0:00	13:34	0:00	15:52	0:00	29:26
Largest Deficit	-14	0	-24	0	-24	0
Drives Trailing	6	0	6	0	12	0
Time of Possession Trailing	12:55	0:00	14:08	0:00	27:03	0:00
Times Score Tied Up		0		0		0
Lead Changes		1		0		1

## Playtime Percentage

*Percent of playtime per player on offense, defense and special teams*

		New England Patriots						Tennessee Titans							
		Offense		Defense		Special Teams				Offense		Defense		Special Teams	
T Karras	C	66	100%			3	10%	J Kline	G	65	100%			6	20%
J Thuney	G	66	100%			3	10%	T Lewan	T	65	100%			6	20%
M Cannon	T	62	94%			3	10%	D Kelly	T	65	100%			6	20%
D Andrews	C	58	88%					B Jones	C	65	100%			3	10%
T Brady	QB	58	88%					M Mariota	QB	65	100%				
J Gordon	WR	55	83%					Q Spain	G	64	98%			3	10%
C Hogan	WR	54	82%			15	50%	J Smith	TE	60	92%			3	10%
J Edelman	WR	54	82%			4	13%	C Davis	WR	59	91%				
D Allen	TE	44	67%			6	20%	T Sharpe	WR	54	83%				
J White	RB	42	64%			7	23%	D Lewis	RB	49	75%				
T Brown	T	38	58%			3	10%	L Stocker	TE	34	52%			14	47%
L Waddle	T	36	55%					C Batson	WR	34	52%			8	27%
J Hollister	TE	22	33%			10	33%	D Henry	RB	15	23%				
S Michel	RB	18	27%					M Pruitt	TE	8	12%			3	10%
P Dorsett	WR	15	23%					D Jennings	WR	5	8%			20	67%
J Develin	FB	12	18%			13	43%	A Firkser	TE	3	5%			9	30%
C Patterson	WR	10	15%			7	23%	D Fluellen	RB	3	5%			8	27%
J Ferentz	C	8	12%			3	10%	C Levin	C	2	3%			6	20%
B Hoyer	QB	8	12%					K Byard	FS			66	100%	6	20%
S Gilmore	CB			64	98%			K Vaccaro	SS			66	100%	1	3%
J McCourty	CB			63	97%	10	33%	A Jackson	CB			64	97%	9	30%
D McCourty	FS			63	97%	9	30%	L Ryan	CB			61	92%	4	13%
T Flowers	DE			62	95%			W Woodyard	LB			58	88%	1	3%
P Chung	SS			61	94%	10	33%	M Butler	CB			50	76%	5	17%
D Hightower	LB			60	92%	7	23%	J Brown	LB			50	76%	4	13%
K Van Noy	LB			58	89%	9	30%	J Casey	DT			48	73%	1	3%
M Brown	DT			40	62%	6	20%	B Orakpo	LB			42	64%	1	3%
D Wise	DE			40	62%			H Landry	LB			40	61%	13	43%
L Guy	DT			38	58%	10	33%	R Evans	LB			37	56%		
E Roberts	LB			31	48%			D Jones	DE			28	42%	4	13%
D Shelton	DT			24	37%	10	33%	K Correa	LB			24	36%	14	47%
K Davis	DE			24	37%			S Finch	LB			24	36%	8	27%
J Jones	CB			22	34%	20	67%	A Johnson	NT			22	33%	10	33%
D Harmon	SS			22	34%			D Kilgo	NT			14	21%	3	10%
A Butler	DT			13	20%	14	47%	B Logan	NT			13	20%	3	10%
J Jackson	CB			11	17%	5	17%	L Sims	CB			7	11%	20	67%
J Simon	DE			10	15%	10	33%	D Bates	LB			5	8%	23	77%
A Clayborn	DE			9	14%			K Durden	CB			5	8%	4	13%
N Ebner	FS					27	90%	K Lewis	FS			2	3%	19	63%
B King	LB					21	70%	B Trawick	FS					23	77%
M Slater	WR					21	70%	W Compton	LB					17	57%
N Grigsby	LB					20	67%	R Succop	K					13	43%
A McClellan	LB					20	67%	B Kern	P					11	37%
J Cardona	LS					9	30%	B Brinkley	LS					11	37%
R Allen	P					9	30%	T Marz	G					6	20%
S Gostkowski	K					6									

# 2018 TENNESSEE TITANS REGULAR SEASON STATISTICS

## Won 5, Lost 4

Date	W-L	Score	OT	Opponent	Attendance
09/09	L	20-27		at Miami	65,184
09/16	W	20-17		Houston	62,372
09/23	W	9-6		at Jacksonville	64,015
09/30	W	26-23	OT	Philadelphia	69,013
10/07	L	12-13		at Buffalo	68,202
10/14	L	0-21		Baltimore	64,441
10/21	L	19-20		at L.A. Chargers	84,301
11/05	W	28-14		at Dallas	90,466
11/11	W	34-10		New England	69,363
11/18				at Indianapolis	
11/26				at Houston	
12/02				N.Y. Jets	
12/06				Jacksonville	
12/16				at N.Y. Giants	
12/23				Washington	
12/30				Indianapolis	

Statistic	Tenn.	Opp.
<b>Total First Downs</b>	<b>163</b>	<b>165</b>
Rushing	57	55
Passing	93	101
Penalty	13	9
3rd Down: Made/Att	53/123	45/115
3rd Down Pct.	43.1	39.1
4th Down: Made/Att	6/8	5/10
4th Down Pct.	75.0	50.0
<b>Possession Avg.</b>	<b>30:30</b>	<b>29:30</b>
<b>Total Net Yards</b>	<b>2691</b>	<b>2952</b>
Avg. Per Game	299.0	328.0
Total Plays	543	553
Avg. Per Play	5.0	5.3
<b>Net Yards Rushing</b>	<b>1030</b>	<b>898</b>
Avg. Per Game	114.4	99.8
Total Rushes	264	228
<b>Net Yards Passing</b>	<b>1661</b>	<b>2054</b>
Avg. Per Game	184.6	228.2
Sacked/Yards Lost	28/174	23/125
Gross Yards	1835	2179
Att./Completions	251/164	302/194
Completion Pct.	65.3	64.2
Had Intercepted	6	6
<b>Punts/Average</b>	<b>39/47.3</b>	<b>40/46.4</b>
Net Punting Avg.	39/41.4	40/37.6
<b>Penalties/Yards</b>	<b>41/340</b>	<b>62/505</b>
<b>Fumbles/Ball Lost</b>	<b>11/4</b>	<b>8/3</b>
<b>Touchdowns</b>	<b>17</b>	<b>16</b>
Rushing	7	4
Passing	9	11
Returns	1	1

Score By Periods	Q1	Q2	Q3	Q4	OT	PTS
<b>Team</b>	<b>46</b>	<b>27</b>	<b>27</b>	<b>62</b>	<b>6</b>	<b>168</b>
<b>Opponents</b>	<b>34</b>	<b>48</b>	<b>30</b>	<b>36</b>	<b>3</b>	<b>151</b>

Scoring	TD	Rush	Rec	Ret	K-PAT	FG	S	PTS
Succop	0	0	0	0	15/15	17/20	0	66
Henry	4	4	0	0			0	24
C. Davis	2	0	2	0			0	12
D. Lewis	2	1	1	0			0	12
Mariota	2	2	0	0			0	12
J. Smith	2	0	2	0			0	12
Cruikshank	1	0	1	0			0	6
Jennings	1	0	0	1			0	6
Sharpe	1	0	1	0			0	6
Stocker	1	0	1	0			0	6
Taylor	1	0	1	0			0	6
<b>Team</b>	<b>17</b>	<b>7</b>	<b>9</b>	<b>1</b>	<b>15/15</b>	<b>17/20</b>	<b>0</b>	<b>168</b>
<b>Opponents</b>	<b>16</b>	<b>4</b>	<b>11</b>	<b>1</b>	<b>16/16</b>	<b>13/16</b>	<b>0</b>	<b>151</b>

2-Pt Conv: TM 0-1, OPP 0-0

**Sacks:** Brown 4.5, Casey 3.5, Woodyard 3.5, Correa 2.5, Landry 2, Ryan 2, Butler 1, Finch 1, Johnson 1, Orakpo 1, Vaccaro 1, TM 23, OPP 28

**FUM/Lost:** Mariota 5/2, Jackson 2/0, C. Davis 1/0, D. Lewis 1/1, J. Smith 1/0, Taylor 1/1

Rushing	No.	Yds	Avg	Long	TD
D. Lewis	112	396	3.5	36	1
Henry	101	358	3.5	14	4
Mariota	43	238	5.5	21	2
Fluellen	4	16	4.0	13	0
Sharpe	1	16	16.0	16	0
C. Davis	1	4	4.0	4	0
Gabbert	2	2	1.0	1	0
<b>Team</b>	<b>264</b>	<b>1030</b>	<b>3.9</b>	<b>36</b>	<b>7</b>
<b>Opponents</b>	<b>228</b>	<b>898</b>	<b>3.9</b>	<b>22</b>	<b>4</b>

Receiving	No.	Yds	Avg	Long	TD
C. Davis	43	576	13.4	51	2
D. Lewis	35	270	7.7	37	1
Taylor	21	214	10.2	19	1
Sharpe	17	222	13.1	19	1
J. Smith	10	122	12.2	29	2
Stocker	8	79	9.9	31	1
Henry	8	54	6.8	21	0
Batson	5	57	11.4	26	0
Jennings	5	55	11.0	36	0
Walker	4	52	13.0	16	0
Firkser	3	36	12.0	18	0
Matthews TM	3	11	3.7	4	0
Cruikshank	1	66	66.0	66t	1
Mariota	1	21	21.0	21	0
<b>Team</b>	<b>164</b>	<b>1835</b>	<b>11.2</b>	<b>66t</b>	<b>9</b>
<b>Opponents</b>	<b>194</b>	<b>2179</b>	<b>11.2</b>	<b>75t</b>	<b>11</b>

Interceptions	No.	Yds	Avg	Long	TD
Jackson	2	7	3.5	7	0
Byard	2	0	0.0	0	0
Butler	1	34	34.0	34	0
Vaccaro	1	0	0.0	0	0
<b>Team</b>	<b>6</b>	<b>41</b>	<b>6.8</b>	<b>34</b>	<b>0</b>
<b>Opponents</b>	<b>6</b>	<b>120</b>	<b>20.0</b>	<b>54</b>	<b>0</b>

Punting	No.	Yds	Avg	Net	TB	In	Lg	B
Kern	39	1844	47.3	41.4	2	17	62	0
<b>Team</b>	<b>39</b>	<b>1844</b>	<b>47.3</b>	<b>41.4</b>	<b>2</b>	<b>17</b>	<b>62</b>	<b>0</b>
<b>Opponents</b>	<b>40</b>	<b>1857</b>	<b>46.4</b>	<b>37.6</b>	<b>9</b>	<b>14</b>	<b>68</b>	<b>0</b>

Punt Returns	Ret	FC	Yds	Avg	Long	TD
Jackson	9	4	87	9.7	26	0
Matthews TM	4	0	38	9.5	18	0
Williams TM	4	1	47	11.8	38	0
Batson	1	0	0	0.0	0	0
<b>Team</b>	<b>18</b>	<b>5</b>	<b>172</b>	<b>9.6</b>	<b>38</b>	<b>0</b>
<b>Opponents</b>	<b>20</b>	<b>5</b>	<b>188</b>	<b>9.4</b>	<b>42</b>	<b>0</b>

Kickoff Returns	No.	Yds	Avg	Long	TD
Jennings	12	431	35.9	94t	1
<b>Team</b>	<b>12</b>	<b>431</b>	<b>35.9</b>	<b>94t</b>	<b>1</b>
<b>Opponents</b>	<b>11</b>	<b>341</b>	<b>31.0</b>	<b>102t</b>	<b>1</b>

Field Goals	1-19	20-29	30-39	40-49	50+
Succop	0/0	3/4	8/8	3/4	3/4
<b>Team</b>	<b>0/0</b>	<b>3/4</b>	<b>8/8</b>	<b>3/4</b>	<b>3/4</b>
<b>Opponents</b>	<b>0/0</b>	<b>4/4</b>	<b>5/6</b>	<b>3/3</b>	<b>1/3</b>

Succop: (47G,53G) (42G,31G) (39G,48N,36G,28G) (42G, 33G) (25G,54G,39G,50G) () (28G,33G,51N) (28N) (33G, 31G)  
 OPP: (27G,30G) (54N,34G) (46G,38G) (27G,30G,37G) (40G,46G) () (29G,28G) (38N) (52G,52N)

Passing	Att	Cmp	Yds	Cmp%	Yds/Att	TD	TD%	Int	Int%	Long	Sack/Lost	Rating
Mariota	203	136	1498	67.0	7.38	7	3.4	5	2.5	51	25/149	89.9
Gabbert	45	25	242	55.6	5.38	1	2.2	1	2.2	18t	3/25	68.9
Byard	1	1	66	100.0	66.00	1	100.0	0	0.0	66t	0/0	158.3
Henry	1	1	8	100.0	8.00	0	0.0	0	0.0	8	0/0	100.0
Jennings	1	1	21	100.0	21.00	0	0.0	0	0.0	21	0/0	118.8
<b>Team</b>	<b>251</b>	<b>164</b>	<b>1835</b>	<b>65.3</b>	<b>7.31</b>	<b>9</b>	<b>3.6</b>	<b>6</b>	<b>2.4</b>	<b>66t</b>	<b>28/174</b>	<b>89.0</b>
<b>Opponents</b>	<b>302</b>	<b>194</b>	<b>2179</b>	<b>64.2</b>	<b>7.22</b>	<b>11</b>	<b>3.6</b>	<b>6</b>	<b>2.0</b>	<b>75t</b>	<b>23/125</b>	<b>89.5</b>

## **TITANS TURN IN UGLY PERFORMANCE IN SUNDAY'S LOSS TO COLTS**

**BY JIM WYATT**  
**TITANS ONLINE**  
**NOVEMBER 18, 2018**

INDIANAPOLIS – It was a disastrous Sunday for the Titans at Lucas Oil Stadium.

The result – a 38-10 loss the Colts – was ugly. Colts quarterback Andrew Luck continued to have his way against the Titans, who didn't have an answer on either side of the football.

"All the credit goes to Frank (Reich) and his team – they were ready to go," Titans coach Mike Vrabel said of the Colts. "They played much better than we did, and they coached much better than we did."

Players were disgusted with the performance.

"We got our ass kicked," Titans safety Kevin Byard said. "I can't count too many things we did well today. ... They beat our tails. It is not surprising – if you play like this, this is going to happen."

Heading into Sunday's game, the Titans had won back-to-back games vs. the Cowboys and Patriots.

"Obviously I'd be lying if I said I wasn't frustrated," Titans left tackle Taylor Lewan said. "But this is part of football, man, and you can't get too high with the wins and you can't get too low with the losses, it doesn't matter if you lose by 30, or you lose by three. Obviously we have to play better."

But there was also concern from a health standpoint for Titans defensive coordinator Dean Pees, and quarterback Marcus Mariota.

Pees left Sunday's game at Lucas Oil Stadium with a "medical issue." The Titans released a statement in the first half after Pees left the stadium in a wheelchair.

Vrabel said the plan is for Pees to remain in an Indianapolis hospital overnight for tests, but he sounded encouraged about his prognosis.

"I would say Dean is doing OK," Vrabel said. "They took him to the hospital, they evaluated him, and they are going to keep him overnight for some tests. But everything that I heard as of now has been very positive, that he should make a full recovery and be fine with whatever he had going on upstairs."

There was some uncertainty surrounding Mariota.

Mariota left the contest late in the first half with an elbow injury, and was replaced by back-up Blaine Gabbert. Gabbert finished the game for the Titans, while Mariota watched from the sideline in a baseball cap.

Mariota was injured after being hit by Colts defensive lineman Tyquan Lewis. Mariota remained on the field while trainers tended to him. He eventually headed to the locker room before halftime, and did not return to the game. It's believed to be the same injury that forced Mariota to miss time earlier this season.

"I'll address the injuries tomorrow when I have some more information," Vrabel said when asked about Mariota. "Hopefully we'll be able to get some news with where he's at."

Mariota completed 10-of-13 passes in the first half, for 85 yards. He was sacked four times.

Gabbert completed 11-of-16 passes for 118 yards with a touchdown and interception after taking over for Mariota.

"It's a bummer," Gabbert said of Mariota's injury. "Any time you get dinged in this game, it is never fun, the amount of time you put into preparing your mind and body and getting ready to roll. It is hard to have to leave the game. It's just an unfortunate deal."

The Titans (5-5) were never really in this one, and their winning streak was snapped at two games.

The Colts took a 7-0 lead late in the first quarter on a one-yard touchdown run by Marlon Mack, which was set up by a long punt return. The Colts extended the lead to 10-0 on a 22-yard field goal by kicker Adam Vinatieri.

The Colts stretched the lead to 24-0 on two second quarter touchdowns – a 68-yard touchdown pass from Luck to receiver T.Y. Hilton, and then an 18-yard run by Jordan Wilkins. Hilton got behind Titans cornerback Adoree' Jackson for the score.

The Titans got on the board with a 42-yard field goal by kicker Ryan Succop on the final play of the first half, which made it 24-3. But the Colts stretched the lead to 31-3 on another Luck-to-Hilton touchdown, this one from 14 yards out.

A seven-yard touchdown pass from Luck to Dontrelle Inman made it 38-3 in the fourth quarter. Luck was replaced by Jacoby Brissett in the fourth quarter after throwing for 297 yards and three touchdowns against the Titans.

The Titans got a late touchdown on a one-yard touchdown pass from Gabbert to receiver Tajae Sharpe.

The Titans return to action a week from Monday on Monday Night Football against the Texans, in Houston.

"I hate losing, whether you get blown out, or you lose by one point," Titans linebacker Wesley Woodyard said. "It still stings, because when you lose it makes you want to look yourself in the mirror harder. We have to be honest with ourselves."

"We have to come back to practice this week and be ready to go. We have six games left this season, and we definitely didn't want to be 5 and 5. But we have to fix what we messed up today and attack the week and do our best to be great."



# National Football League Game Summary

NFL Copyright © 2018 by The National Football League. All rights reserved. This summary and play-by-play is for the express purpose of assisting media in their coverage of the game; any other use of this material is prohibited without the written permission of the National Football League. Updated: 12/5/2018

Date: Sunday, 11/18/2018 Tennessee Titans at Indianapolis Colts Start Time: 1:02 PM EST  
at Lucas Oil Stadium, Indianapolis, Ind.

Game Day Weather  
Game Weather: Cloudy Temp: 42° F (5.6° C) Humidity: 81%, Wind: N 7 mph  
Played Retr. Roof-Closed on Turf: Artificial Outdoor Weather: Cloudy, 42 degr. Wind N at 7 mph, Wind Chill: 38

Officials  
Referee: Hussey, John (35) Umpire: Michalek, Tony (115) Down Judge: Codey, Kevin (16)  
Line Judge: Bowers, Derick (74) Field Judge: Willard, Don (58) Side Judge: Baynes, Allen (56)  
Back Judge: Steed, Gregory (12) Replay Official: Valenti, Terri (0)

Tennessee Titans				Indianapolis Colts			
Offense		Defense		Offense		Defense	
WR	19 T.Sharpe	DE	90 D.Jones	WR	15 D.Inman	DE	94 T.Lewis
TE	81 J.Smith	CB	25 A.Jackson	LT	74 A.Castonzo	NT	92 M.Hunt
LT	77 T.Lewan	DT	99 J.Casey	LG	56 Q.Nelson	UT	96 D.Autry
LG	67 Q.Spain	OLB	91 D.Morgan	C	78 R.Kelly	DE	93 J.Sheard
C	60 B.Jones	ILB	59 W.Woodyard	RG	64 M.Glowinski	WLB	53 D.Leonard
RG	64 J.Kline	ILB	55 J.Brown	RT	72 B.Smith	MLB	50 A.Walker
RT	78 J.Conklin	OLB	98 B.Orakpo	TE	84 J.Doyle	FS	30 G.Odum
WR	17 C.Batson	CB	26 L.Ryan	WR	13 T.Hilton	CB	23 K.Moore II
WR	84 C.Davis	SS	24 K.Vaccaro	QB	12 A.Luck	CB	31 Q.Wilson
QB	8 M.Mariota	FS	31 K.Byard	WR	80 C.Rogers	SS	26 C.Geathers
RB	33 D.Lewis	CB	21 M.Butler	RB	25 M.Mack	CB	35 P.Desir

Substitutions Substitutions  
K 4 R.Succop, P 6 B.Kern, QB 7 B.Gabbert, WR 15 D.Jennings, RB 22 D.Henry, S 28 K.Lewis, DB 29 D.Cruikshank, CB 36 L.Sims, RB 39 D.Dawkins, S 41 B.Trawick, OLB 44 K.Correa, LS 48 B.Brinkley, LB 53 D.Bates, LB 54 R.Evans, OLB 56 S.Finch, OLB 58 H.Landry, C/G 62 C.Levin, T/G 71 D.Kelly, TE 85 M.Pruitt, TE 86 A.Firkser, TE 88 L.Stocker, DL 94 A.Johnson, DL 96 B.Logan, NT 97 D.Kilgo  
P 2 R.Sanchez, K 4 A.Vinatieri, QB 7 J.Brissett, WR 11 R.Grant, WR 14 Z.Pascal, RB 20 J.Wilkins, RB 21 N.Hines, CB 28 C.Milton, CB 32 A.Maulet, S 34 M.Mitchell, S 36 C.Moore, LB 44 Z.Franklin, LS 46 L.Rhodes, LB 49 M.Adams, LB 52 N.Goode, LB 55 S.Moore, DE 57 K.Turay, G/T 62 L.Clark, C/G 67 E.Boehm, TE 81 M.Alie-Cox, TE 85 E.Ebron, DT 90 G.Stewart, DE 97 A.Muhammad, DT 99 A.Woods

Did Not Play Did Not Play  
Not Active Not Active  
WR 13 T.Taylor, CB 20 K.Durden, RB 32 D.Fluellen, LB 51 W.Compton, G 61 A.Stinnie, T 69 T.Marz, DE 92 M.Dickerson  
CB 27 N.Hairston, S 29 M.Hooker, CB 37 D.Killings, TE 45 R.Hewitt, T/G 71 D.Good, TE 86 E.Swoope, DT 91 H.Ridgeway

Field Goals (made ( ) & missed)							
R.Succop (42)		A.Vinatieri (22)					
		1	2	3	4	OT	Total
VISITOR:	Tennessee Titans	0	3	0	7	0	10
HOME:	Indianapolis Colts	7	17	7	7	0	38

Scoring Plays							Visitor	Home
Team	Qtr	Time	Play Description (Extra Point) (Drive Info)					
Colts	1	1:15	M.Mack 1 yd. run (A.Vinatieri kick) (7-33, 3:36)				0	7
Colts	2	10:59	A.Vinatieri 22 yd. Field Goal (8-54, 2:54)				0	10
Colts	2	7:26	T.Hilton 68 yd. pass from A.Luck (A.Vinatieri kick) (4-87, 1:35)				0	17
Colts	2	2:29	J.Wilkins 18 yd. run (A.Vinatieri kick) (5-85, 2:54)				0	24
Titans	2	0:00	R.Succop 42 yd. Field Goal (11-51, 2:29)				3	24
Colts	3	7:24	T.Hilton 14 yd. pass from A.Luck (A.Vinatieri kick) (3-21, 0:54)				3	31
Colts	4	12:12	D.Inman 7 yd. pass from A.Luck (A.Vinatieri kick) (13-85, 7:33)				3	38
Titans	4	1:49	T.Sharpe 1 yd. pass from B.Gabbert (R.Succop kick) (12-94, 6:11)				10	38
Paid Attendance: 57,401							Time: 2:51	

Final Individual Statistics

Tennessee Titans									Indianapolis Colts														
RUSHING									RUSHING														
	ATT	YDS	AVG	LG	TD					ATT	YDS	AVG	LG	TD									
D.Henry	9	46	5.1	16	0					M.Mack	16	61	3.8	9	1								
D.Lewis	10	24	2.4	11	0					J.Wilkins	4	30	7.5	18	1								
M.Mariota	4	17	4.3	9	0					N.Hines	5	14	2.8	8	0								
C.Batson	1	1	1.0	1	0					J.Brissett	3	-3	-1.0	-1	0								
C.Davis	1	-1	-1.0	-1	0																		
Total	25	87	3.5	16	0					Total	28	102	3.6	18	2								
PASSING												PASSING											
	ATT	CMP	YDS	SK/YD	TD	LG	IN	RT		ATT	CMP	YDS	SK/YD	TD	LG	IN	RT						
B.Gabbert	16	11	118	1/8	1	28	1	84.9		A.Luck	29	23	297	0/0	3	68	0	143.8					
M.Mariota	13	10	85	4/19	0	23	1	61.4		J.Brissett	2	1	-2	0/0	0	-2	0	56.2					
										E.Ebron	1	0	0	0/0	0	0	0	39.6					
Total	29	21	203	5/27	1	28	2	74.4		Total	32	24	295	0/0	3	68	0	134.2					
PASS RECEIVING												PASS RECEIVING											
	TAR	REC	YDS	AVG	LG	TD				TAR	REC	YDS	AVG	LG	TD								
J.Smith	8	6	44	7.3	9	0				T.Hilton	9	9	155	17.2	68	2							
T.Sharpe	7	5	37	7.4	19	1				J.Doyle	4	4	43	10.8	16	0							
A.Firkser	3	3	44	14.7	28	0				D.Inman	6	4	34	8.5	12	1							
C.Davis	4	2	30	15.0	23	0				R.Grant	3	2	15	7.5	8	0							
L.Stocker	3	2	16	8.0	11	0				C.Rogers	2	2	9	4.5	11	0							
M.Pruitt	1	1	19	19.0	19	0				N.Hines	3	1	20	20.0	20	0							
D.Lewis	2	1	8	8.0	8	0				Z.Pascal	1	1	11	11.0	11	0							
C.Batson	1	1	5	5.0	5	0				M.Mack	2	1	8	8.0	8	0							
										M.Alie-Cox	1	0	0	0.0	0	0							
										A.Luck	1	0	0	0.0	0	0							
Total	29	21	203	9.7	28	1				Total	32	24	295	12.3	68	3							
INTERCEPTIONS												INTERCEPTIONS											
	NO	YDS	AVG	LG	TD					NO	YDS	AVG	LG	TD									
										D.Leonard	1	10	10.0	10	0								
										Q.Wilson	1	0	0.0	0	0								
Total	0	0	0	0	0					Total	2	10	5.0	10	0								
PUNTING												PUNTING											
	NO	YDS	AVG	NET	TB	IN20	LG			NO	YDS	AVG	NET	TB	IN20	LG							
B.Kern	6	296	49.3	38.5	0	3	58			R.Sanchez	3	142	47.3	47.3	0	3	53						
Total	6	296	49.3	38.5	0	3	58			Total	3	142	47.3	47.3	0	3	53						
PUNT RETURNS												PUNT RETURNS											
	NO	YDS	AVG	FC	LG	TD				NO	YDS	AVG	FC	LG	TD								
A.Jackson	0	0	0.0	1	0	0				C.Rogers	3	65	21.7	2	51	0							
[DOWNED]	2	0	0.0	0	0	0				[OUT OF BOUNDS]	1	0	0.0	0	0	0							
Total	0	0	0.0	1	0	0				Total	3	65	21.7	2	51	0							
KICKOFF RETURNS												KICKOFF RETURNS											
	NO	YDS	AVG	FC	LG	TD				NO	YDS	AVG	FC	LG	TD								
[TOUCHBACK]	7	0	0.0	0	0	0				Z.Pascal	1	19	19.0	0	19	0							
										[TOUCHBACK]	1	0	0.0	0	0	0							
Total	0	0	0.0	0	0	0				Total	1	19	19.0	0	19	0							

Tennessee Titans

FUMBLES	FUM	LOST	OWN-REC	YDS	TD	FORCED	OPP-REC	YDS	TD	OUT-BDS
M.Mariota	1	0	0	0	0	0	0	0	0	0
T.Lewan	0	0	1	0	0	0	0	0	0	0
C.Davis	0	0	0	0	0	1	0	0	0	0
S.Finch	0	0	0	0	0	1	0	0	0	0
Total	1	0	1	0	0	2	0	0	0	0

Indianapolis Colts

FUMBLES	FUM	LOST	OWN-REC	YDS	TD	FORCED	OPP-REC	YDS	TD	OUT-BDS
D.Leonard	1	0	0	0	0	1	0	0	0	1
N.Hines	1	0	0	0	0	0	0	0	0	1
Total	2	0	0	0	0	1	0	0	0	2

## Final Team Statistics

	Visitor Titans	Home Colts
TOTAL FIRST DOWNS	16	26
By Rushing	4	8
By Passing	10	15
By Penalty	2	3
THIRD DOWN EFFICIENCY	6-14-43%	5-10-50%
FOURTH DOWN EFFICIENCY	0-0-0%	0-0-0%
TOTAL NET YARDS	263	397
Total Offensive Plays (inc. times thrown passing)	59	60
Average gain per offensive play	4.5	6.6
NET YARDS RUSHING	87	102
Total Rushing Plays	25	28
Average gain per rushing play	3.5	3.6
Tackles for a loss-number and yards	4-6	1-1
NET YARDS PASSING	176	295
Times thrown - yards lost attempting to pass	5-27	0-0
Gross yards passing	203	295
PASS ATTEMPTS-COMPLETIONS-HAD INTERCEPTED	29-21-2	32-24-0
Avg gain per pass play (inc.# thrown passing)	5.2	9.2
KICKOFFS Number-In End Zone-Touchbacks	2-1-1	7-7-7
PUNTS Number and Average	6-49.3	3-47.3
Had Blocked	0	0
FGs - PATs Had Blocked	0-0	0-0
Net Punting Average	38.5	47.3
TOTAL RETURN YARDAGE (Not Including Kickoffs)	0	75
No. and Yards Punt Returns	0-0	3-65
No. and Yards Kickoff Returns	0-0	1-19
No. and Yards Interception Returns	0-0	2-10
PENALTIES Number and Yards	8-112	7-60
FUMBLES Number and Lost	1-0	2-0
TOUCHDOWNS	1	5
Rushing	0	2
Passing	1	3
EXTRA POINTS Made-Attempts	1-1	5-5
Kicking Made-Attempts	1-1	5-5
FIELD GOALS Made-Attempts	1-1	1-1
RED ZONE EFFICIENCY	1-1-100%	4-5-80%
GOAL TO GO EFFICIENCY	1-1-100%	2-3-67%
SAFETIES	0	0
FINAL SCORE	10	38
TIME OF POSSESSION	28:44	31:16

## Ball Possession And Drive Chart

### Tennessee Titans

#	Time Recd	Time Lost	Time Poss	How Ball Obtained	Drive Began	# Play	Yds Gain	Yds Pen	Net Yds	1st Down	Last Scrm	How Given Up
1	15:00	9:20	5:40	Kickoff	TEN 25	10	28	5	33	3	IND 42	Punt
2	6:39	4:51	1:48	Punt	TEN 13	3	3	0	3	0	TEN 16	Punt
3	1:15	13:53	2:22	Kickoff	TEN 25	4	34	-20	14	1	TEN 39	Interception
4	10:59	9:01	1:58	Kickoff	TEN 25	3	9	0	9	0	TEN 34	Punt
5	7:26	5:23	2:03	Kickoff	TEN 25	3	4	0	4	0	TEN 29	Punt
6	2:29	0:00	2:29	Kickoff	TEN 25	11	36	15	51	4	IND 24	Field Goal
7	10:23	8:18	2:05	Punt	TEN 17	5	29	0	29	1	TEN 46	Interception
8	7:24	4:45	2:39	Kickoff	TEN 25	6	15	0	15	1	TEN 40	Punt
9	12:12	10:43	1:29	Kickoff	TEN 25	3	16	-10	6	0	TEN 31	Punt
10	8:00	1:49	6:11	Punt	TEN 6	12	89	5	94	6	* IND 1	Touchdown

(211) Average TEN 21

### Indianapolis Colts

#	Time Recd	Time Lost	Time Poss	How Ball Obtained	Drive Began	# Play	Yds Gain	Yds Pen	Net Yds	1st Down	Last Scrm	How Given Up
1	9:20	6:39	2:41	Punt	IND 10	6	24	0	24	2	IND 34	Punt
2	4:51	1:15	3:36	Punt	TEN 33	7	31	2	33	4	* TEN 1	Touchdown
3	13:53	10:59	2:54	Interception	IND 42	8	54	0	54	3	* TEN 4	Field Goal
4	9:01	7:26	1:35	Punt	IND 13	4	87	0	87	2	IND 32	Touchdown
5	5:23	2:29	2:54	Punt	IND 15	5	50	35	85	4	* TEN 18	Touchdown
6	15:00	10:23	4:37	Kickoff	IND 10	7	32	0	32	2	IND 42	Punt
7	8:18	7:24	0:54	Interception	TEN 21	3	21	0	21	1	* TEN 14	Touchdown
8	4:45	12:12	7:33	Punt	IND 15	13	90	-5	85	7	* TEN 7	Touchdown
9	10:43	8:00	2:43	Punt	IND 21	5	10	15	25	1	IND 46	Punt
10	1:49	0:00	1:49	Kickoff	IND 25	3	-3	0	-3	0	IND 23	End of Game

(297) Average IND 30

\* inside opponent's 20

Time of Possession by Quarter		1st	2nd	3rd	4th	OT	Total
Visitor	Tennessee Titans	8:43	7:37	4:44	7:40		28:44
Home	Indianapolis Colts	6:17	7:23	10:16	7:20		31:16
Kickoff Drive No.-Start Average		Titans: 7 - TEN 25			Colts: 2 - IND 18		

## Final Defensive Statistics

TKL = Tackle AST = Assist COMB = Combined QH=QB Hit IN = Interception PD = Pass Defense FF = Forced Fumble FR = Fumble Recovery

[illegible]

# First Half Summary

PERIOD SCORES			TIME OF POSSESSION		
Titans	0	3 = 3	Titans	16:20	
Colts	7	17 = 24	Colts	13:40	

Scoring Plays						Visitor	Home
Team	Qtr	Time	Play Description (Extra Point) (Drive Info)				
Colts	1	1:15	M.Mack 1 yd. run (A.Vinatieri kick) (7-33, 3:36)			0	7
Colts	2	10:59	A.Vinatieri 22 yd. Field Goal (8-54, 2:54)			0	10
Colts	2	7:26	T.Hilton 68 yd. pass from A.Luck (A.Vinatieri kick) (4-87, 1:35)			0	17
Colts	2	2:29	J.Wilkins 18 yd. run (A.Vinatieri kick) (5-85, 2:54)			0	24
Titans	2	0:00	R.Succop 42 yd. Field Goal (11-51, 2:29)			3	24

	Tennessee Titans	Indianapolis Colts
TOTAL FIRST DOWNS	8	15
First Downs Rushing-Passing-by Penalty	3 - 4 - 1	4 - 9 - 2
THIRD DOWN EFFICIENCY	3-8-38%	3-5-60%
TOTAL NET YARDS	114	246
Total Offensive Plays	33	29
NET YARDS RUSHING	42	51
NET YARDS PASSING	72	195
Gross Yards Passing	91	195
Times thrown-yards lost attempting to pass	4-19	0-0
Pass Attempts-Completions-Had Intercepted	14 - 11 - 1	18 - 12 - 0
Punts-Number and Average	4 - 49.8	1 - 53
Penalties-Number and Yards	4 - 57	4 - 40
Fumbles-Number and Lost	1 - 0	0 - 0
Red Zone Efficiency	0-0-0%	2-3-67%
Average Drive Start	TEN 23	IND 29

Tennessee Titans										Indianapolis Colts																				
RUSHING						RUSHING						RUSHING																		
	ATT	YDS	AVG	LG	TD		ATT	YDS	AVG	LG	TD		ATT	YDS	AVG	LG	TD													
D.Lewis	7	22	3.1	11	0	M.Mack	8	24	3.0	7	1	M.Mack	8	24	3.0	7	1													
M.Mariota	4	17	4.3	9	0	J.Wilkins	1	18	18.0	18	1	J.Wilkins	1	18	18.0	18	1													
D.Henry	2	3	1.5	2	0	N.Hines	2	9	4.5	8	0	N.Hines	2	9	4.5	8	0													
C.Batson	1	1	1.0	1	0																									
C.Davis	1	-1	-1.0	-1	0																									
Total	15	42	2.8	11	0	Total	11	51	4.6	18	2	Total	11	51	4.6	18	2													
PASSING										PASSING										PASSING										
	ATT	CMP	YDS	SK/YD	TD	LG	IN	RT		ATT	CMP	YDS	SK/YD	TD	LG	IN	RT		ATT	CMP	YDS	SK/YD	TD	LG	IN	RT				
M.Mariota	13	10	85	4/19	0	23	1	61.4	A.Luck	17	12	195	0/0	1	68	0	128.3	A.Luck	17	12	195	0/0	1	68	0	128.3				
B.Gabbert	1	1	6	0/0	0	6	0	91.7	E.Ebron	1	0	0	0/0	0	0	0	39.6	E.Ebron	1	0	0	0/0	0	0	0	39.6				
Total	14	11	91	4/19	0	23	1	64.0	Total	18	12	195	0/0	1	68	0	121.3	Total	18	12	195	0/0	1	68	0	121.3				
PASS RECEIVING										PASS RECEIVING										PASS RECEIVING										
	TAR	REC	YDS	AVG	LG	TD				TAR	REC	YDS	AVG	LG	TD					TAR	REC	YDS	AVG	LG	TD					
J.Smith	5	4	29	7.3	9	0	T.Hilton			4	4	101	25.3	68	1	T.Hilton				4	4	101	25.3	68	1	T.Hilton				
C.Davis	2	2	30	15.0	23	0	J.Doyle			4	4	43	10.8	16	0	J.Doyle				4	4	43	10.8	16	0	J.Doyle				
L.Stocker	3	2	16	8.0	11	0	N.Hines			2	1	20	20.0	20	0	N.Hines				2	1	20	20.0	20	0	N.Hines				
D.Lewis	1	1	8	8.0	8	0	D.Inman			2	1	12	12.0	12	0	D.Inman				2	1	12	12.0	12	0	D.Inman				
C.Batson	1	1	5	5.0	5	0	Z.Pascal			1	1	11	11.0	11	0	Z.Pascal				1	1	11	11.0	11	0	Z.Pascal				
T.Sharpe	2	1	3	3.0	3	0	R.Grant			2	1	8	8.0	8	0	R.Grant				2	1	8	8.0	8	0	R.Grant				
							M.Alie-Cox			1	0	0	0.0	0	0	M.Alie-Cox				1	0	0	0.0	0	0	M.Alie-Cox				
							A.Luck			1	0	0	0.0	0	0	A.Luck				1	0	0	0.0	0	0	A.Luck				
							M.Mack			1	0	0	0.0	0	0	M.Mack				1	0	0	0.0	0	0	M.Mack				
Total	14	11	91	8.3	23	0	Total			18	12	195	16.3	68	1	Total				18	12	195	16.3	68	1	Total				

Tennessee Titans	Regular	Defensive Plays	Special Teams	Misc
------------------	---------	-----------------	---------------	------



11/18/2018 at Lucas Oil Stadium

TKL	AST	COMB	SK	/ YDS	TFL	Q	IN	PD	FF	FR		TKL	AST	FF	FR	BL	TKL	AST	FF	FR
2	3	5	0		0	0	0	0	0	0		0	0	0	0	0	0	0	0	0
4	0	4	0		0	0	0	0	0	0		0	0	0	0	0	0	0	0	0
4	0	4	0		0	0	0	0	0	0		0	0	0	0	0	0	0	0	0
3	0	3	0		0	0	0	0	1	0		0	0	0	0	0	0	0	0	0
13	3	16	0		0	0	0	0	1	0		0	0	0	0	0	0	0	0	0

[illegible]

Play By Play

First Quarter

11/18/2018

IND wins the coin toss and elects to defer. TEN elects to Receive, and IND elects to defend the south goal.

R.Sanchez kicks 65 yards from IND 35 to end zone, Touchback.

Tennessee Titans at 15:00

1-10-TEN 25	(15:00) D.Lewis up the middle to TEN 27 for 2 yards (D.Leonard).	
2-8-TEN 27	(14:27) (Shotgun) D.Lewis right guard to TEN 29 for 2 yards (T.Lewis).	
	PENALTY on IND-D.Autry, Defensive Offside, 5 yards, enforced at TEN 27 - No Play.	
2-3-TEN 32	(14:01) D.Lewis up the middle to TEN 43 for 11 yards (G.Odum).	R1
<u>1-10-TEN 43</u>	(13:37) (No Huddle) M.Mariota pass short left to J.Smith pushed ob at IND 48 for 9 yards (K.Moore II).	
2-1-IND 48	(13:00) (Shotgun) C.Batson right end pushed ob at IND 47 for 1 yard (G.Odum).	R2
<u>1-10-IND 47</u>	(12:44) (No Huddle, Shotgun) D.Lewis up the middle to IND 42 for 5 yards (A.Woods).	
2-5-IND 42	(12:24) (No Huddle) C.Davis left end to IND 43 for -1 yards (G.Odum).	
3-6-IND 43	(11:42) (Shotgun) M.Mariota pass short middle to C.Davis to IND 36 for 7 yards (K.Moore II).	P3
<u>1-10-IND 36</u>	(10:58) M.Mariota pass incomplete deep left to L.Stocker (C.Geathers).	
2-10-IND 36	(10:51) D.Lewis left end to IND 34 for 2 yards (M.Hunt; A.Muhammad).	
3-8-IND 34	(10:05) (Shotgun) M.Mariota sacked at IND 42 for -8 yards (sack split by J.Sheard and K.Moore II).	
4-16-IND 42	(9:27) B.Kern punts 32 yards to IND 10, Center-B.Brinkley, fair catch by C.Rogers.	

Indianapolis Colts at 9:20

1-10-IND 10	(9:20) (Shotgun) A.Luck pass short left to T.Hilton to IND 19 for 9 yards (W.Woodyard).	
2-1-IND 19	(8:59) (No Huddle, Shotgun) M.Mack up the middle to IND 21 for 2 yards (W.Woodyard).	R1
<u>1-10-IND 21</u>	(8:20) A.Luck pass short right to T.Hilton pushed ob at IND 33 for 12 yards (A.Jackson).	P2
<u>1-10-IND 33</u>	(7:45) (Shotgun) A.Luck pass incomplete short left to N.Hines.	
2-10-IND 33	(7:41) M.Mack right end to IND 34 for 1 yard (A.Jackson).	
3-9-IND 34	(6:56) (Shotgun) A.Luck pass incomplete short right to R.Grant (M.Butler).	
4-9-IND 34	(6:51) R.Sanchez punts 53 yards to TEN 13, Center-L.Rhodes, downed by IND-G.Odum.	

Tennessee Titans at 6:39

1-10-TEN 13	(6:39) (Shotgun) D.Lewis up the middle to TEN 11 for -2 yards (K.Moore II, A.Muhammad). IND-K.Moore II was injured during the play.	
2-12-TEN 11	(6:02) (Shotgun) M.Mariota pass short middle to L.Stocker to TEN 16 for 5 yards (A.Walker, D.Leonard).	
3-7-TEN 16	(5:17) (Shotgun) M.Mariota pass incomplete deep left to T.Sharpe.	
4-7-TEN 16	(5:09) B.Kern punts 58 yards to IND 26, Center-B.Brinkley. C.Rogers for 74 yards, TOUCHDOWN NULLIFIED by Penalty.	
	PENALTY on IND-A.Maulet, Offensive Holding, 10 yards, enforced at TEN 23.	

Indianapolis Colts at 4:51

1-10-TEN 33	(4:51) (Shotgun) M.Mack left end to TEN 30 for 3 yards (D.Kilgo).	
2-7-TEN 30	(4:15) A.Luck pass incomplete deep left to M.Alie-Cox.	
3-7-TEN 30	(4:09) (Shotgun) A.Luck pass short left to J.Doyle to TEN 23 for 7 yards (M.Butler).	P3
<u>1-10-TEN 23</u>	(3:19) (Shotgun) A.Luck pass short left to Z.Pascal to TEN 12 for 11 yards (M.Butler).	P4
<u>1-10-TEN 12</u>	(2:40) (Shotgun) N.Hines left end to TEN 4 for 8 yards (J.Brown; H.Landry).	
2-2-TEN 4	(2:12) (No Huddle, Shotgun) N.Hines right guard to TEN 3 for 1 yard (J.Brown, K.Byard).	
3-1-TEN 3	(1:34) PENALTY on TEN-J.Casey, Encroachment, 2 yards, enforced at TEN 3 - No Play.	X5
<u>1-1-TEN 1</u>	(1:20) M.Mack left tackle for 1 yard, TOUCHDOWN.	R6
	A.Vinatieri extra point is GOOD, Center-L.Rhodes, Holder-R.Sanchez.	

TEN 0 IND 7, 7 plays, 33 yards, 1 penalty, 3:36 drive, 13:45 elapsed

R.Sanchez kicks 65 yards from IND 35 to end zone, Touchback.

Tennessee Titans at 1:15

1-10-TEN 25	(1:15) (Shotgun) M.Mariota pass incomplete short right to D.Henry.	
	PENALTY on TEN-T.Sharpe, Offensive Pass Interference, 10 yards, enforced at TEN 25 - No Play.	
1-20-TEN 15	(1:11) (Shotgun) D.Henry right end to TEN 17 for 2 yards (D.Autry, D.Leonard).	
2-18-TEN 17	(:35) (Shotgun) M.Mariota scrambles up the middle to TEN 26 for 9 yards (D.Leonard).	

END OF QUARTER

	Score	Time Poss	First Downs				Efficiencies	
			R	P	X	T	3 Down	4 Down
Tennessee Titans	0	8:43	2	1	0	3	1/3	0/0
Indianapolis Colts	7	6:17	2	3	1	6	1/2	0/0

Second Quarter

11/18/2018

Play By Play

Tennessee Titans continued.

3-9-TEN 26	(15:00) (Shotgun) M.Mariota pass deep middle to C.Davis to TEN 49 for 23 yards (K.Moore II).	P4
<u>1-10-TEN 49</u>	(14:32) D.Henry up the middle to TEN 49 for no gain (J.Sheard).	
	PENALTY on TEN-C.Davis, Illegal Block Above the Waist, 10 yards, enforced at TEN 49 - No Play.	
1-20-TEN 39	(14:01) (Shotgun) M.Mariota pass deep left intended for J.Smith INTERCEPTED by Q.Wilson at IND 42. Q.Wilson to IND 42 for no gain (J.Smith).	

Indianapolis Colts at 13:53

1-10-IND 42	(13:53) (Shotgun) A.Luck pass short middle to J.Doyle to TEN 43 for 15 yards (K.Vaccaro; K.Byard).	P7
<u>1-10-TEN 43</u>	(13:21) (No Huddle, Shotgun) A.Luck pass short left to J.Doyle pushed ob at TEN 27 for 16 yards (W.Woodyard).	P8
<u>1-10-TEN 27</u>	(12:54) (No Huddle, Shotgun) M.Mack up the middle to TEN 21 for 6 yards (K.Byard).	
2-4-TEN 21	(12:22) (No Huddle, Shotgun) A.Luck pass short middle to T.Hilton to TEN 9 for 12 yards (J.Brown).	P9
<u>1-9-TEN 9</u>	(11:36) A.Luck pass short left to J.Doyle to TEN 4 for 5 yards (L.Ryan).	
2-4-TEN 4	(11:12) (No Huddle, Shotgun) A.Luck pass incomplete short right to D.Inman (A.Johnson).	
3-4-TEN 4	(11:10) (Shotgun) E.Ebron pass incomplete short right to A.Luck.	
4-4-TEN 4	(11:04) A.Vinatieri 22 yard field goal is GOOD, Center-L.Rhodes, Holder-R.Sanchez.	

TEN 0 IND 10, 8 plays, 54 yards, 2:54 drive, 4:01 elapsed

R.Sanchez kicks 65 yards from IND 35 to end zone, Touchback.

Tennessee Titans at 10:59

1-10-TEN 25	(10:59) D.Lewis up the middle to TEN 29 for 4 yards (T.Lewis, A.Muhammad).	
2-6-TEN 29	(10:34) (No Huddle) M.Mariota scrambles right end to TEN 34 for 5 yards (D.Leonard).	
3-1-TEN 34	(9:50) D.Lewis up the middle to TEN 34 for no gain (A.Woods).	
4-1-TEN 34	(9:09) B.Kern punts 53 yards to IND 13, Center-B.Brinkley, fair catch by C.Rogers.	

Indianapolis Colts at 9:01

1-10-IND 13	(9:01) L.Clark reported in as eligible. A.Luck pass incomplete short right to M.Mack.	
2-10-IND 13	(8:56) (Shotgun) M.Mack left end to IND 20 for 7 yards (K.Byard).	
3-3-IND 20	(8:14) (Shotgun) A.Luck pass short middle to D.Inman to IND 32 for 12 yards (M.Butler).	P10
<u>1-10-IND 32</u>	(7:37) A.Luck pass deep middle to T.Hilton for 68 yards, TOUCHDOWN.	P11
	A.Vinatieri extra point is GOOD, Center-L.Rhodes, Holder-R.Sanchez.	

TEN 0 IND 17, 4 plays, 87 yards, 1:35 drive, 7:34 elapsed

R.Sanchez kicks 65 yards from IND 35 to end zone, Touchback.

Tennessee Titans at 7:26

1-10-TEN 25	(7:26) (Shotgun) M.Mariota pass short left to C.Batson pushed ob at TEN 30 for 5 yards (Q.Wilson).	
2-5-TEN 30	(6:57) D.Henry right end to TEN 31 for 1 yard (M.Hunt).	
3-4-TEN 31	(6:15) (Shotgun) M.Mariota sacked at TEN 27 for -4 yards (D.Leonard). FUMBLES (D.Leonard) [D.Leonard], recovered by TEN-T.Lewan at TEN 29. T.Lewan to TEN 29 for no gain (P.Desir).	
4-6-TEN 29	(5:35) B.Kern punts 56 yards to IND 15, Center-B.Brinkley. C.Rogers to IND 30 for 15 yards (S.Finch).	
	PENALTY on IND-Z.Pascal, Illegal Block Above the Waist, 10 yards, enforced at IND 25.	

Indianapolis Colts at 5:23

1-10-IND 15	(5:23) A.Luck pass incomplete deep left to T.Hilton.	
	PENALTY on TEN-A.Jackson, Defensive Pass Interference, 35 yards, enforced at IND 15 - No Play.	X12
<u>1-10-50</u>	(5:17) (Shotgun) A.Luck pass short right to R.Grant to TEN 42 for 8 yards (W.Woodyard, K.Byard).	
2-2-TEN 42	(4:35) M.Mack right end to TEN 41 for 1 yard (A.Jackson).	
3-1-TEN 41	(4:01) M.Mack left guard to TEN 38 for 3 yards (K.Vaccaro).	R13
<u>1-10-TEN 38</u>	(3:19) A.Luck pass short left to N.Hines pushed ob at TEN 18 for 20 yards (A.Jackson).	P14
<u>1-10-TEN 18</u>	(2:37) J.Wilkins left end for 18 yards, TOUCHDOWN.	R15
	A.Vinatieri extra point is GOOD, Center-L.Rhodes, Holder-R.Sanchez.	

TEN 0 IND 24, 5 plays, 85 yards, 1 penalty, 2:54 drive, 12:31 elapsed

R.Sanchez kicks 65 yards from IND 35 to end zone, Touchback.

Tennessee Titans at 2:29

1-10-TEN 25	(2:29) (Shotgun) M.Mariota right end to TEN 24 for -1 yards (A.Walker).	
2-11-TEN 24	(2:05) (No Huddle, Shotgun) M.Mariota pass short right to L.Stocker to TEN 35 for 11 yards (P.Desir).	P5

Two-Minute Warning

Tennessee Titans vs Indianapolis Colts at Lucas Oil Stadium

<u>1-10-TEN 35</u>	(1:57) (Shotgun) M.Mariota pass short middle to J.Smith to TEN 40 for 5 yards (P.Desir).	
2-5-TEN 40	(1:38) (No Huddle, Shotgun) M.Mariota pass short middle to D.Lewis to TEN 48 for 8 yards (C.Geathers) [K.Turay].	P6
<u>1-10-TEN 48</u>	(1:17) (No Huddle, Shotgun) M.Mariota pass short middle to J.Smith to IND 43 for 9 yards (D.Leonard).	
2-1-IND 43	(:59) (No Huddle, Shotgun) M.Mariota sacked at IND 45 for -2 yards (K.Turay).	
	Timeout #1 by TEN at 00:48.	
3-3-IND 45	(:48) (Shotgun) M.Mariota scrambles up the middle to IND 41 for 4 yards (J.Sheard).	R7
<u>1-10-IND 41</u>	(:29) (No Huddle, Shotgun) M.Mariota pass short left to T.Sharpe ran ob at IND 38 for 3 yards (K.Moore II).	
2-7-IND 38	(:24) (Shotgun) M.Mariota sacked at IND 45 for -7 yards (D.Autry). TEN-M.Mariota was injured during the play. His return is Questionable.	
	Timeout #2 by TEN at 00:16.	
3-14-IND 45	(:16) (Shotgun) B.Gabbert pass short right to J.Smith to IND 39 for 6 yards (K.Moore II, P.Desir).	
	PENALTY on IND-G.Odum, Unnecessary Roughness, 15 yards, enforced at IND 39.	X8
<u>1-10-IND 24</u>	(:03) R.Succop 42 yard field goal is GOOD, Center-B.Brinkley, Holder-B.Kern.	

TEN 3 IND 24, 11 plays, 51 yards, 1 penalty, 2:29 drive, 15:00 elapsed
------------------------------------------------------------------------

END OF QUARTER	Time		First Downs				Efficiencies	
	Score	Poss	R	P	X	T	3 Down	4 Down
Tennessee Titans	3	7:37	1	3	1	5	2/5	0/0
Indianapolis Colts	24	7:23	2	6	1	9	2/3	0/0

Third Quarter

11/18/2018

Play By Play

IND elects to Receive, and TEN elects to defend the North goal.

R.Succop kicks 64 yards from TEN 35 to IND 1. Z.Pascal to IND 25 for 24 yards (B.Trawick).

PENALTY on IND-A.Walker, Offensive Holding, 10 yards, enforced at IND 20.

Indianapolis Colts at 15:00, (1st play from scrimmage 14:55)

1-10-IND 10	(14:55) (Shotgun) A.Luck pass short middle to T.Hilton to IND 17 for 7 yards (A.Jackson).	
2-3-IND 17	(14:20) N.Hines right end to IND 23 for 6 yards (W.Woodyard).	R16
<u>1-10-IND 23</u>	(13:35) L.Clark reported in as eligible. N.Hines up the middle to IND 22 for -1 yards (J.Casey).	
2-11-IND 22	(12:57) (Shotgun) A.Luck pass short left to C.Rogers pushed ob at IND 33 for 11 yards (K.Vaccaro).	P17
<u>1-10-IND 33</u>	(12:14) M.Mack up the middle to IND 33 for no gain (W.Woodyard, J.Casey).	
2-10-IND 33	(11:31) (Shotgun) A.Luck pass short right to T.Hilton to IND 42 for 9 yards (A.Jackson).	
3-1-IND 42	(11:11) (No Huddle, Shotgun) M.Mack up the middle to IND 42 for no gain (W.Woodyard; K.Byard).	
4-1-IND 42	(10:31) R.Sanchez punts 41 yards to TEN 17, Center-L.Rhodes, fair catch by A.Jackson.	

Tennessee Titans at 10:23

1-10-TEN 17	(10:23) D.Lewis up the middle to TEN 20 for 3 yards (C.Geathers).	
2-7-TEN 20	(10:01) B.Gabbert pass short left to T.Sharpe to TEN 39 for 19 yards (C.Geathers).	P9
<u>1-10-TEN 39</u>	(9:32) (No Huddle) D.Lewis up the middle to TEN 40 for 1 yard (P.Desir, A.Muhammad).	
2-9-TEN 40	(9:07) (No Huddle) B.Gabbert pass short left to J.Smith pushed ob at TEN 46 for 6 yards (K.Moore II).	
3-3-TEN 46	(8:28) (Shotgun) B.Gabbert pass short middle intended for T.Sharpe INTERCEPTED by D.Leonard at TEN 46. D.Leonard to TEN 36 for 10 yards (C.Davis). FUMBLES (C.Davis), ball out of bounds at TEN 36. PENALTY on TEN-C.Batson, Face Mask (15 Yards), 15 yards, enforced at TEN 36.	

Indianapolis Colts at 8:18

1-10-TEN 21	(8:18) (Shotgun) A.Luck pass incomplete deep left to N.Hines (J.Brown).	
2-10-TEN 21	(8:12) (Shotgun) A.Luck pass short left to R.Grant to TEN 14 for 7 yards (K.Correa).	
3-3-TEN 14	(7:31) (Shotgun) A.Luck pass short right to T.Hilton pushed ob at TEN 2 for 12 yards (A.Jackson). Penalty on TEN-26-L.Ryan, Defensive Holding, declined. Indianapolis challenged the runner was out of bounds ruling, and the play was REVERSED. (Shotgun) A.Luck pass short right to T.Hilton for 14 yards, TOUCHDOWN. Penalty on TEN-L.Ryan, Defensive Holding, declined. A.Vinatieri extra point is GOOD, Center-L.Rhodes, Holder-R.Sanchez.	P18

TEN 3 IND 31, 3 plays, 21 yards, 0:54 drive, 7:36 elapsed
-----------------------------------------------------------

R.Sanchez kicks 65 yards from IND 35 to end zone, Touchback.

Tennessee Titans at 7:24

1-10-TEN 25	(7:24) (Shotgun) B.Gabbert pass short left to A.Firkser to TEN 34 for 9 yards (K.Moore II, Q.Wilson).	
2-1-TEN 34	(7:03) (No Huddle, Shotgun) D.Lewis up the middle to TEN 32 for -2 yards (T.Lewis).	
3-3-TEN 32	(6:39) (No Huddle, Shotgun) B.Gabbert pass short middle to A.Firkser to TEN 39 for 7 yards (M.Mitchell).	P10
<u>1-10-TEN 39</u>	(6:12) (Shotgun) B.Gabbert sacked at TEN 31 for -8 yards (J.Sheard).	
2-18-TEN 31	(5:30) (Shotgun) B.Gabbert pass incomplete short left to J.Smith.	
3-18-TEN 31	(5:25) (Shotgun) B.Gabbert pass short left to J.Smith to TEN 40 for 9 yards (M.Mitchell, A.Muhammad).	
4-9-TEN 40	(4:53) B.Kern punts 45 yards to IND 15, Center-B.Brinkley, out of bounds.	

Indianapolis Colts at 4:45

1-10-IND 15	(4:45) (Shotgun) A.Luck pass short right to D.Inman to IND 21 for 6 yards (A.Jackson).	
2-4-IND 21	(4:08) (Shotgun) M.Mack up the middle to IND 30 for 9 yards (K.Byard, S.Finch).	R19
<u>1-10-IND 30</u>	(3:29) (Shotgun) M.Mack left end to IND 37 for 7 yards (L.Ryan).	
2-3-IND 37	(2:46) (Shotgun) N.Hines left end to IND 36 for -1 yards (S.Finch). FUMBLES (S.Finch), touched at IND 39, ball out of bounds at IND 36.	
3-4-IND 36	(2:18) (Shotgun) A.Luck pass short right to D.Inman to IND 45 for 9 yards (K.Byard, L.Ryan).	P20
<u>1-10-IND 45</u>	(1:29) L.Clark reported in as eligible. A.Luck pass short left to M.Mack to TEN 47 for 8 yards (W.Woodyard, K.Vaccaro).	
2-2-TEN 47	(:44) (Shotgun) A.Luck pass incomplete short left to J.Doyle. PENALTY on IND-M.Glowinski, Ineligible Downfield Pass, 5 yards, enforced at TEN 47 - No Play.	
2-7-IND 48	(:38) (Shotgun) A.Luck pass short left to T.Hilton pushed ob at TEN 44 for 8 yards (A.Jackson).	P21

END OF QUARTER

	Time		First Downs				Efficiencies	
	Score	Poss	R	P	X	T	3 Down	4 Down
Tennessee Titans	3	4:44	0	2	0	2	1/3	0/0
Indianapolis Colts	31	10:16	2	4	0	6	2/3	0/0

Indianapolis Colts continued.

<u>1-10-TEN 44</u>	(15:00) (Shotgun) M.Mack up the middle to TEN 37 for 7 yards (R.Evans).	
2-3-TEN 37	(14:20) (Shotgun) M.Mack up the middle to TEN 33 for 4 yards (J.Brown). IND-R.Kelly was injured during the play. He is Out.	R22
<u>1-10-TEN 33</u>	(13:52) A.Luck pass deep left to T.Hilton pushed ob at TEN 17 for 16 yards (A.Jackson). Tennessee challenged the pass completion ruling, and the play was Upheld. The ruling on the field stands. (Timeout #1.)	P23
<u>1-10-TEN 17</u>	(13:47) (Shotgun) M.Mack left end to TEN 10 for 7 yards (D.Kilgo, K.Byard).	
2-3-TEN 10	(13:04) M.Mack up the middle to TEN 7 for 3 yards (A.Johnson, S.Finch).	R24
<u>1-7-TEN 7</u>	(12:20) (Shotgun) A.Luck pass short right to D.Inman for 7 yards, TOUCHDOWN.	P25
	PENALTY on TEN-M.Butler, Unnecessary Roughness, 15 yards, enforced between downs.	
	A.Vinatieri extra point is GOOD, Center-L.Rhodes, Holder-R.Sanchez.	

TEN 3 IND 38, 13 plays, 85 yards, 7:33 drive, 2:48 elapsed

R.Sanchez kicks 50 yards from 50 to end zone, Touchback.

Tennessee Titans at 12:12

1-10-TEN 25	(12:12) (Shotgun) B.Gabbert pass short left to D.Henry to TEN 31 for 6 yards (Q.Wilson). PENALTY on TEN-Q.Spain, Offensive Holding, 10 yards, enforced at TEN 25 - No Play.	
1-20-TEN 15	(11:47) (Shotgun) B.Gabbert pass incomplete short left to D.Lewis.	
2-20-TEN 15	(11:43) D.Henry up the middle to TEN 31 for 16 yards (C.Geathers, G.Odum).	
3-4-TEN 31	(10:59) (Shotgun) B.Gabbert pass incomplete short left to C.Davis.	
4-4-TEN 31	(10:55) B.Kern punts 52 yards to IND 17, Center-B.Brinkley. C.Rogers to IND 21 for 4 yards (B.Trawick).	

Indianapolis Colts at 10:43

1-10-IND 21	(10:43) (Shotgun) J.Wilkins up the middle to IND 28 for 7 yards (H.Landry, B.Logan). #7 Brissett in at QB for IND.	
2-3-IND 28	(10:08) J.Wilkins left end to IND 30 for 2 yards (K.Vaccaro, D.Kilgo). PENALTY on TEN-J.Brown, Unsportsmanlike Conduct, 15 yards, enforced at IND 30.	X26
<u>1-10-IND 45</u>	(9:41) (Shotgun) J.Wilkins right guard to IND 48 for 3 yards (J.Brown, H.Landry).	
2-7-IND 48	(8:57) (Shotgun) J.Brissett pass short left to C.Rogers to IND 46 for -2 yards (K.Vaccaro).	
3-9-IND 46	(8:18) (Shotgun) J.Brissett pass incomplete deep left to D.Inman.	
4-9-IND 46	(8:11) R.Sanchez punts 48 yards to TEN 6, Center-L.Rhodes, downed by IND-G.Odum.	

Tennessee Titans at 8:00

1-10-TEN 6	(8:00) D.Henry up the middle to TEN 11 for 5 yards (S.Moore).	
2-5-TEN 11	(7:29) D.Henry right end to TEN 22 for 11 yards (A.Walker, Q.Wilson).	R11
<u>1-10-TEN 22</u>	(6:44) D.Henry right tackle to TEN 22 for no gain (J.Sheard, T.Lewis).	
2-10-TEN 22	(6:03) (Shotgun) D.Henry right tackle to TEN 26 for 4 yards (P.Desir).	
3-6-TEN 26	(5:20) (Shotgun) B.Gabbert pass short right to T.Sharpe to TEN 40 for 14 yards (G.Odum).	P12
<u>1-10-TEN 40</u>	(4:36) D.Henry left end to TEN 42 for 2 yards (A.Walker).	
2-8-TEN 42	(3:50) (Shotgun) B.Gabbert pass short right to T.Sharpe to TEN 42 for no gain (K.Moore II).	
3-8-TEN 42	(3:12) (Shotgun) B.Gabbert pass deep right to A.Firkser to IND 30 for 28 yards (P.Desir).	P13
<u>1-10-IND 30</u>	(2:43) (No Huddle, Shotgun) B.Gabbert pass incomplete deep right to C.Davis.	
2-10-IND 30	(2:38) D.Henry left end to IND 25 for 5 yards (S.Moore, G.Odum).	

Two-Minute Warning

3-5-IND 25	(2:00) (Shotgun) PENALTY on IND-J.Sheard, Neutral Zone Infraction, 5 yards, enforced at IND 25 - No Play.	X14
<u>1-10-IND 20</u>	(2:00) (Shotgun) B.Gabbert pass deep left to M.Pruitt pushed ob at IND 1 for 19 yards (C.Moore) [K.Turay].	P15
<u>1-1-IND 1</u>	(1:53) B.Gabbert pass short left to T.Sharpe for 1 yard, TOUCHDOWN. R.Succop extra point is GOOD, Center-B.Brinkley, Holder-B.Kern.	P16

TEN 10 IND 38, 12 plays, 94 yards, 1 penalty, 6:11 drive, 13:11 elapsed

R.Succop kicks 65 yards from TEN 35 to end zone, Touchback.

Indianapolis Colts at 1:49

1-10-IND 25	(1:49) J.Brissett kneels to IND 24 for -1 yards.	
2-11-IND 24	(1:05) J.Brissett kneels to IND 23 for -1 yards.	
3-12-IND 23	(:30) J.Brissett kneels to IND 22 for -1 yards.	



Tennessee Titans vs Indianapolis Colts at Lucas Oil Stadium								
END OF QUARTER	Score	Time	First Downs				Efficiencies	
		Poss	R	P	X	T	3 Down	4 Down
Tennessee Titans	10	7:40	1	4	1	6	2/3	0/0
Indianapolis Colts	38	7:20	2	2	1	5	0/2	0/0

# Miscellaneous Statistics Report

Tennessee Titans vs Indianapolis Colts  
11/18/2018 at Lucas Oil Stadium

## Ten Longest Plays for Tennessee Titans

Yards	Qtr	Play Start	Play Description
28	4	3-8-TEN 42	(3:12) (Shotgun) B.Gabbert pass deep right to A.Firkser to IND 30 for 28 yards (P.Desir).
23	2	3-9-TEN 26	(15:00) (Shotgun) M.Mariota pass deep middle to C.Davis to TEN 49 for 23 yards (K.Moore II).
21	2	3-14-IND 45	(:16) (Shotgun) B.Gabbert pass short right to J.Smith to IND 39 for 6 yards (K.Moore II, P.Desir). PENALTY on IND-G.Odum, Unnecessary Roughness, 15 yards, enforced at IND 39.
19	3	2-7-TEN 20	(10:01) B.Gabbert pass short left to T.Sharpe to TEN 39 for 19 yards (C.Geathers).
19	4	1-10-IND 20	(2:00) (Shotgun) B.Gabbert pass deep left to M.Pruitt pushed ob at IND 1 for 19 yards (C.Moore) [K.Turay].
16	4	2-20-TEN 15	(11:43) D.Henry up the middle to TEN 31 for 16 yards (C.Geathers, G.Odum).
14	4	3-6-TEN 26	(5:20) (Shotgun) B.Gabbert pass short right to T.Sharpe to TEN 40 for 14 yards (G.Odum).
11	1	2-3-TEN 32	(14:01) D.Lewis up the middle to TEN 43 for 11 yards (G.Odum).
11	2	2-11-TEN 24	(2:05) (No Huddle, Shotgun) M.Mariota pass short right to L.Stocker to TEN 35 for 11 yards (P.Desir).
11	4	2-5-TEN 11	(7:29) D.Henry right end to TEN 22 for 11 yards (A.Walker, Q.Wilson).

## Ten Longest Plays for Indianapolis Colts

Yards	Qtr	Play Start	Play Description
68	2	1-10-IND 32	(7:37) A.Luck pass deep middle to T.Hilton for 68 yards, TOUCHDOWN.
20	2	1-10-TEN 38	(3:19) A.Luck pass short left to N.Hines pushed ob at TEN 18 for 20 yards (A.Jackson).
18	2	1-10-TEN 18	(2:37) J.Wilkins left end for 18 yards, TOUCHDOWN.
17	4	2-3-IND 28	(10:08) J.Wilkins left end to IND 30 for 2 yards (K.Vaccaro, D.Kilgo).
16	2	1-10-TEN 43	(13:21) (No Huddle, Shotgun) A.Luck pass short left to J.Doyle pushed ob at TEN 27 for 16 yards (W.Woodyard).
16	4	1-10-TEN 33	(13:52) A.Luck pass deep left to T.Hilton pushed ob at TEN 17 for 16 yards (A.Jackson).
15	2	1-10-IND 42	(13:53) (Shotgun) A.Luck pass short middle to J.Doyle to TEN 43 for 15 yards (K.Vaccaro; K.Byard).
14	3	3-3-TEN 14	(7:31) (Shotgun) A.Luck pass short right to T.Hilton pushed ob at TEN 2 for 12 yards (A.Jackson). Penalty on TEN-26-L.Ryan,
12	1	1-10-IND 21	(8:20) A.Luck pass short right to T.Hilton pushed ob at IND 33 for 12 yards (A.Jackson).
12	2	2-4-TEN 21	(12:22) (No Huddle, Shotgun) A.Luck pass short middle to T.Hilton to TEN 9 for 12 yards (J.Brown).

## Touchdown Scoring Information

		Offense	Defense	Special Teams
VISITOR	Tennessee Titans	1	0	0
HOME	Indianapolis Colts	5	0	0

## Player Scoring Information

Club	Player	TD	Rush TD	Rec TD	KO TD	Punt TD	Int TD	Fum TD	Misc TD	FG	XP	2Pt Rush	2Pt Rec	Sfty	Points
TEN	T.Sharpe	0	0	1	0	0	0	0	0	0	0	0	0	0	6
TEN	R.Succop	0	0	0	0	0	0	0	0	1	1	0	0	0	4
IND	T.Hilton	0	0	2	0	0	0	0	0	0	0	0	0	0	12
IND	A.Vinatieri	0	0	0	0	0	0	0	0	1	5	0	0	0	8
IND	J.Wilkins	0	1	0	0	0	0	0	0	0	0	0	0	0	6
IND	M.Mack	0	1	0	0	0	0	0	0	0	0	0	0	0	6
IND	D.Inman	0	0	1	0	0	0	0	0	0	0	0	0	0	6

## Possession Detail

	First Half		Second Half		Game	
	Visitor	Home	Visitor	Home	Visitor	Home
Largest Lead	0	24	0	35	0	35
Drives Leading	0	3	0	5	0	8
Time of Possession Leading	0:00	7:23	0:00	17:36	0:00	24:59
Largest Deficit	-24	0	-35	0	-35	0
Drives Trailing	4	0	4	0	8	0
Time of Possession Trailing	8:52	0:00	12:24	0:00	21:16	0:00
Times Score Tied Up		0		0		0
Lead Changes		1		0		1

# Playtime Percentage

*Percent of playtime per player on offense, defense and special teams*

Tennessee Titans							Indianapolis Colts								
		Offense		Defense		Special Teams				Offense		Defense		Special Teams	
Q Spain	G	63	100%			2	8%	Q Nelson	G	62	100%			6	23%
J Conklin	T	63	100%			2	8%	M Glowinski	G	62	100%			3	12%
T Lewan	T	63	100%			2	8%	B Smith	G	62	100%				
J Kline	G	63	100%			2	8%	A Castonzo	T	54	87%			6	23%
B Jones	C	63	100%					A Luck	QB	54	87%				
C Davis	WR	58	92%					J Doyle	TE	51	82%			6	23%
T Sharpe	WR	58	92%					R Kelly	C	50	81%				
D Lewis	RB	44	70%					T Hilton	WR	42	68%				
J Smith	TE	42	67%			6	23%	M Mack	RB	38	61%				
C Batson	WR	39	62%			1	4%	D Inman	WR	29	47%				
M Mariota	QB	35	56%					M Alie-Cox	TE	26	42%			5	19%
B Gabbert	QB	28	44%					E Ebron	TE	25	40%				
D Henry	RB	21	33%					Z Pascal	WR	24	39%			13	50%
L Stocker	TE	18	29%			15	58%	R Grant	WR	24	39%			1	4%
A Firkser	TE	14	22%			9	35%	C Rogers	WR	21	34%			6	23%
D Jennings	WR	12	19%			9	35%	N Hines	RB	16	26%				
M Pruitt	TE	9	14%			7	27%	E Boehm	G	12	19%			6	23%
A Jackson	CB			62	100%	9	35%	J Wilkins	RB	11	18%			15	58%
K Byard	FS			59	95%	7	27%	L Clark	T	11	18%			6	23%
K Vaccaro	SS			59	95%	3	12%	J Brissett	QB	8	13%				
L Ryan	CB			59	95%	3	12%	P Desir	CB			63	100%	13	50%
J Brown	LB			50	81%	7	27%	G Odum	FS			63	100%	9	35%
M Butler	CB			47	76%	8	31%	K Moore	CB			61	97%	13	50%
W Woodyard	LB			46	74%	1	4%	C Geathers	SS			56	89%	3	12%
J Casey	DT			41	66%	1	4%	D Leonard	LB			51	81%		
B Orakpo	LB			37	60%	1	4%	T Lewis	DE			50	79%	2	8%
D Jones	DE			34	55%	7	27%	J Sheard	DE			48	76%	4	15%
H Landry	LB			31	50%	9	35%	Q Wilson	CB			46	73%	8	31%
R Evans	LB			31	50%			A Walker	LB			42	67%	7	27%
D Morgan	LB			28	45%			K Turay	DE			41	65%	2	8%
D Kilgo	NT			22	35%	6	23%	D Autry	DT			39	62%	4	15%
A Johnson	NT			18	29%	9	35%	M Mitchell	FS			22	35%		
B Logan	NT			18	29%	6	23%	A Woods	NT			20	32%	6	23%
S Finch	LB			14	23%	23	88%	M Adams	LB			18	29%	20	77%
K Correa	LB			14	23%	4	15%	A Muhammad	DE			18	29%	11	42%
D Bates	LB			3	5%	23	88%	S Moore	LB			17	27%	2	8%
K Lewis	FS			3	5%	23	88%	M Hunt	DT			16	25%	5	19%
D Cruikshank	FS			3	5%	17	65%	G Stewart	NT			14	22%	8	31%
L Sims	CB			3	5%	17	65%	C Moore	FS			7	11%	11	42%
B Trawick	FS					23	88%	A Maulet	CB			1	2%	2	8%
B Brinkley	LS					8	31%	N Goode	LB					18	69%
B Kern	P					8	31%	C Milton	CB					18	69%
R Succop	K					4	15%	R Sanchez	P					16	62%
C Levin	C					2	8%	Z Franklin	LB					16	62%
D Kelly	T					2	8%	L Rhodes	LS					9	35%
								A Vinatieri	K					6	23%

# 2018 TENNESSEE TITANS REGULAR SEASON STATISTICS

## Won 5, Lost 5

Date	W-L	Score	OT	Opponent	Attendance
09/09	L	20-27		at Miami	65,184
09/16	W	20-17		Houston	62,372
09/23	W	9-6		at Jacksonville	64,015
09/30	W	26-23	OT	Philadelphia	69,013
10/07	L	12-13		at Buffalo	68,202
10/14	L	0-21		Baltimore	64,441
10/21	L	19-20		at L.A. Chargers	84,301
11/05	W	28-14		at Dallas	90,466
11/11	W	34-10		New England	69,363
11/18	L	10-38		at Indianapolis	57,401
11/26				at Houston	
12/02				N.Y. Jets	
12/06				Jacksonville	
12/16				at N.Y. Giants	
12/23				Washington	
12/30				Indianapolis	

Statistic	Tenn.	Opp.
<b>Total First Downs</b>	<b>179</b>	<b>191</b>
Rushing	61	63
Passing	103	116
Penalty	15	12
3rd Down: Made/Att	59/137	50/125
3rd Down Pct.	43.1	40.0
4th Down: Made/Att	6/8	5/10
4th Down Pct.	75.0	50.0
<b>Possession Avg.</b>	<b>30:20</b>	<b>29:40</b>
<b>Total Net Yards</b>	<b>2954</b>	<b>3349</b>
Avg. Per Game	295.4	334.9
Total Plays	602	613
Avg. Per Play	4.9	5.5
<b>Net Yards Rushing</b>	<b>1117</b>	<b>1000</b>
Avg. Per Game	111.7	100.0
Total Rushes	289	256
<b>Net Yards Passing</b>	<b>1837</b>	<b>2349</b>
Avg. Per Game	183.7	234.9
Sacked/Yards Lost	33/201	23/125
Gross Yards	2038	2474
Att./Completions	280/185	334/218
Completion Pct.	66.1	65.3
Had Intercepted	8	6
<b>Punts/Average</b>	<b>45/47.6</b>	<b>43/46.5</b>
Net Punting Avg.	45/41.0	43/38.3
<b>Penalties/Yards</b>	<b>49/452</b>	<b>69/565</b>
<b>Fumbles/Ball Lost</b>	<b>12/4</b>	<b>10/3</b>
<b>Touchdowns</b>	<b>18</b>	<b>21</b>
Rushing	7	6
Passing	10	14
Returns	1	1

Score By Periods	Q1	Q2	Q3	Q4	OT	PTS
Team	46	30	27	69	6	178
Opponents	41	65	37	43	3	189

Scoring	TD	Rush	Rec	Ret	K-PAT	FG	S	PTS
Succop	0	0	0	0	16/16	18/21	0	70
Henry	4	4	0	0			0	24
C. Davis	2	0	2	0			0	12
D. Lewis	2	1	1	0			0	12
Mariota	2	2	0	0			0	12
Sharpe	2	0	2	0			0	12
J. Smith	2	0	2	0			0	12
Cruikshank	1	0	1	0			0	6
Jennings	1	0	0	1			0	6
Stocker	1	0	1	0			0	6
Taylor	1	0	1	0			0	6
Team	18	7	10	1	16/16	18/21	0	178
Opponents	21	6	14	1	21/21	14/17	0	189

2-Pt Conv: TM 0-1, OPP 0-0

**Sacks:** Brown 4.5, Casey 3.5, Woodyard 3.5, Correa 2.5, Landry 2, Ryan 2, Butler 1, Finch 1, Johnson 1, Orakpo 1, Vaccaro 1, TM 23, OPP 33

**FUM/Lost:** Mariota 6/2, Jackson 2/0, C. Davis 1/0, D. Lewis 1/1, J. Smith 1/0, Taylor 1/1

Rushing	No.	Yds	Avg	Long	TD
D. Lewis	122	420	3.4	36	1
Henry	110	404	3.7	16	4
Mariota	47	255	5.4	21	2
Fluellen	4	16	4.0	13	0
Sharpe	1	16	16.0	16	0
C. Davis	2	3	1.5	4	0
Gabbert	2	2	1.0	1	0
Batson	1	1	1.0	1	0
<b>Team</b>	<b>289</b>	<b>1117</b>	<b>3.9</b>	<b>36</b>	<b>7</b>
<b>Opponents</b>	<b>256</b>	<b>1000</b>	<b>3.9</b>	<b>22</b>	<b>6</b>

Receiving	No.	Yds	Avg	Long	TD
C. Davis	45	606	13.5	51	2
D. Lewis	36	278	7.7	37	1
Sharpe	22	259	11.8	19	2
Taylor	21	214	10.2	19	1
J. Smith	16	166	10.4	29	2
Stocker	10	95	9.5	31	1
Henry	8	54	6.8	21	0
Firkser	6	80	13.3	28	0
Batson	6	62	10.3	26	0
Jennings	5	55	11.0	36	0
Walker	4	52	13.0	16	0
Matthews TM	3	11	3.7	4	0
Cruikshank	1	66	66.0	66t	1
Mariota	1	21	21.0	21	0
Pruitt LG	1	19	19.0	19	0
Pruitt TM	1	19	19.0	19	0
<b>Team</b>	<b>185</b>	<b>2038</b>	<b>11.0</b>	<b>66t</b>	<b>10</b>
<b>Opponents</b>	<b>218</b>	<b>2474</b>	<b>11.3</b>	<b>75t</b>	<b>14</b>

Interceptions	No.	Yds	Avg	Long	TD
Jackson	2	7	3.5	7	0
Byard	2	0	0.0	0	0
Butler	1	34	34.0	34	0
Vaccaro	1	0	0.0	0	0
<b>Team</b>	<b>6</b>	<b>41</b>	<b>6.8</b>	<b>34</b>	<b>0</b>
<b>Opponents</b>	<b>8</b>	<b>130</b>	<b>16.3</b>	<b>54</b>	<b>0</b>

Punting	No.	Yds	Avg	Net	TB	In	Lg	B
Kern	45	2140	47.6	41.0	2	20	62	0
<b>Team</b>	<b>45</b>	<b>2140</b>	<b>47.6</b>	<b>41.0</b>	<b>2</b>	<b>20</b>	<b>62</b>	<b>0</b>
<b>Opponents</b>	<b>43</b>	<b>1999</b>	<b>46.5</b>	<b>38.3</b>	<b>9</b>	<b>17</b>	<b>68</b>	<b>0</b>

Punt Returns	Ret	FC	Yds	Avg	Long	TD
Jackson	9	5	87	9.7	26	0
Matthews TM	4	0	38	9.5	18	0
Williams TM	4	1	47	11.8	38	0
Batson	1	0	0	0.0	0	0
<b>Team</b>	<b>18</b>	<b>6</b>	<b>172</b>	<b>9.6</b>	<b>38</b>	<b>0</b>
<b>Opponents</b>	<b>23</b>	<b>7</b>	<b>253</b>	<b>11.0</b>	<b>51</b>	<b>0</b>

Kickoff Returns	No.	Yds	Avg	Long	TD
Jennings	12	431	35.9	94t	1
<b>Team</b>	<b>12</b>	<b>431</b>	<b>35.9</b>	<b>94t</b>	<b>1</b>
<b>Opponents</b>	<b>12</b>	<b>360</b>	<b>30.0</b>	<b>102t</b>	<b>1</b>

Field Goals	1-19	20-29	30-39	40-49	50+
Succop	0/0	3/4	8/8	4/5	3/4
<b>Team</b>	<b>0/0</b>	<b>3/4</b>	<b>8/8</b>	<b>4/5</b>	<b>3/4</b>
<b>Opponents</b>	<b>0/0</b>	<b>5/5</b>	<b>5/6</b>	<b>3/3</b>	<b>1/3</b>

Succop: (47G,53G)(42G,31G)(39G,48N,36G,28G)(42G, 33G)(25G,54G,39G,50G)() (28G,33G,51N)(28N)(33G, 31G)(42G)  
 OPP: (27G,30G)(54N,34G)(46G,38G)(27G,30G,37G) (40G,46G)()(29G,28G)(38N) (52G,52N)(22G)

Passing	Att	Cmp	Yds	Cmp%	Yds/Att	TD	TD%	Int	Int%	Long	Sack/Lost	Rating
Mariota	216	146	1583	67.6	7.33	7	3.2	6	2.8	51	29/168	88.2
Gabbert	61	36	360	59.0	5.90	2	3.3	2	3.3	28	4/33	73.1
Byard	1	1	66	100.0	66.00	1	100.0	0	0.0	66t	0/0	158.3
Henry	1	1	8	100.0	8.00	0	0.0	0	0.0	8	0/0	100.0
Jennings	1	1	21	100.0	21.00	0	0.0	0	0.0	21	0/0	118.8
<b>Team</b>	<b>280</b>	<b>185</b>	<b>2038</b>	<b>66.1</b>	<b>7.28</b>	<b>10</b>	<b>3.6</b>	<b>8</b>	<b>2.9</b>	<b>66t</b>	<b>33/201</b>	<b>87.5</b>
<b>Opponents</b>	<b>334</b>	<b>218</b>	<b>2474</b>	<b>65.3</b>	<b>7.41</b>	<b>14</b>	<b>4.2</b>	<b>6</b>	<b>1.8</b>	<b>75t</b>	<b>23/125</b>	<b>93.8</b>

## **AFTER A FAST START, TITANS FALL FLAT IN LOSS TO TEXANS**

**BY JIM WYATT  
TITANS ONLINE  
NOVEMBER 26, 2018**

HOUSTON, Texas – Quarterback Marcus Mariota was nearly perfect on Monday night.

Unfortunately, the Titans were not.

And because of it, the Titans lost to the Texans 34-17 here at NRG Stadium. The Titans (5-6) are now three games behind the Texans (8-3) in the AFC South with five games left.

“When it comes down to it, we haven’t played complementary football,” Mariota said. “We haven’t done a good enough job across the board.

Mariota started the game completing his first 19 passes, and he was 19-of-19 for 271 yards and two touchdowns at one point before throwing his first incompleteness late in the game. Mariota finished the game 22-of-23 for 303 yards with a 147.7 passer rating.

But Mariota was also sacked six times, and the Titans sputtered on offense after a fast start. On defense, the Titans gave up too many big plays, both in the running game and passing game.

It all added up to another frustration night.

“We all have to evaluate ourselves and look in the mirror,” Titans receiver Corey Davis said. “We have a long way to go, including myself, and we need to get back to the drawing board. We have to stay in it, and stay poised. That’s really what it comes down to.”

The Titans jumped out to a quick 10-0 lead over the Texans, but things changed quickly.

The Titans took a 3-0 lead on their first possession on a 31-yard field

goal by kicker Ryan Succop. On their next series, Mariota connected with tight end Jonnu Smith for a 61-yard touchdown. On the play, Smith caught a short pass in the middle of the field, and then outraced everyone to the end zone to make it 10-0.

“We were rolling high, and that’s a good feeling to have,” Smith said. “We just didn’t finish it out. You have to keep your foot on the pedal.”

The Texans answered back with 27 straight points, starting with quarterback Deshaun Watson’s 12-yard touchdown pass to receiver Demaryius Thomas, which made it 10-7. At the start of the second quarter, the Texans surged ahead 14-10 on a 15-yard touchdown run by Watson.

The Titans were on the verge of reclaiming the lead, inside the Houston five early in the second quarter. But tight end Luke Stocker, lined up in the backfield as a fullback, was stuffed for no gain on a 4th and 1 at the three-yard line.

“I saw a crease and I tried to hit it and the linebacker came over the top and I wasn’t able to get the distance I needed to convert, and that’s on me,” Stocker said. “Looking back, it was definitely a point in the game when the game changed. ... I wish I could get it back and had another chance to dive, reach the ball out, something. It’s unfortunate.”

On the next play, the Texans jumped out to a 21-10 lead on a 97-yard touchdown run by running back Lamar Miller, who finished the game with 162 yards on just 12 carries.

“Personally, I put that on myself,” Titans safety Kevin Byard said of Miller’s long run. “As long as I am safety here for the Titans, I feel like a play like that should never happen. We didn’t stop the run.”

The Texans made it 24-10 at the half on a 43-yard field goal by kicker Ka’imi Fairbairn. Another Fairbairn kick, this one from 47 yards, made it

27-10 with 8:53 left in the third quarter.

The Titans cut the lead to 27-17 on a 48-yard touchdown pass from Mariota to Davis. It was Mariota’s 16th completion in a row to start the game.

The Titans couldn’t get a stop when they needed it after that, and the Texans surged back ahead 34-17 on another Watson-to-Thomas touchdown pass with 8:15 left.

Mariota’s streak of 19 completions broke a “Titans era” record, which he set against the Eagles when he completed 15 straight.

“I can do a better job, though,” Mariota said after the game. “I didn’t help our guys up front – I was holding the ball too long. I got us in negative situations, taking some of these sacks. I’ll look back at the film and get better from it, and improve.”

The Titans face the Jets on Sunday at Nissan Stadium.

“We’re 5 and 6, and we are coming back home,” Titans coach Mike Vrabel said. “There’s some good things out there, and there’s things that have to improve. It starts with me, and the coaching staff, and we have to make sure our guys are ready to go play. We’ll come back and we’ll prepare and we’ll try and go win a football game.”

###

# Texans vs Titans

## National Football League Game Summary

NFL Copyright © 2018 by The National Football League. All rights reserved. This summary and play-by-play is for the express purpose of assisting media in their coverage of the game; any other use of this material is prohibited without the written permission of the National Football League. Updated: 11/28/2018

Date: Monday, 11/26/2018	Tennessee Titans at Houston Texans	Start Time: 7:20 PM CST
at NRG, Houston, Texas		
Game Day Weather		
Game Weather: Clear	Temp: 51° F (10.6° C) Humidity: 35%, Wind: NNW 7 mph	
Played Retractable Roof on Turf: Artificial	Outdoor Weather: Clear, Wind Chill: 48	

Officials		
Referee: Wrolstad, Craig (4)	Umpire: King, Paul (121)	Down Judge: Phillips, Jerod (6)
Line Judge: Johnson, Carl (101)	Field Judge: Weatherford, Mike (116)	Side Judge: Hill, Adrian (29)
Back Judge: Helverson, Scott (93)	Replay Official: Nemmers, Larry (0)	

Tennessee Titans			Houston Texans		
Offense		Defense	Offense		Defense
WR 19 T.Sharpe	DE 90 D.Jones	.....	WR 10 D.Hopkins	DE 99 J.Watt	
TE 81 J.Smith	NT 94 A.Johnson		LT 70 J.Davenport	NT 92 B.Dunn	
LT 77 T.Lewan	DT 99 J.Casey		LG 64 S.Kelemete	DE 98 D.Reader	
LG 67 Q.Spain	OLB 91 D.Morgan		C 66 N.Martin	SAM 59 W.Mercilus	
C 60 B.Jones	ILB 59 W.Woodyard		RG 73 Z.Fulton	MIKE 55 B.McKinney	
RG 64 J.Kline	ILB 54 R.Evans		RT 74 K.Lamm	WILL 41 Z.Cunningham	
RT 78 J.Conklin	OLB 98 B.Orakpo		TE 84 R.Griffin	JACK 90 J.Clowney	
TE 88 L.Stocker	CB 26 L.Ryan		TE 83 J.Thomas	CB 24 J.Joseph	
WR 84 C.Davis	SS 24 K.Vaccaro		WR 87 De.Thomas	CB 25 K.Jackson	
QB 8 M.Mariota	FS 31 K.Byard		QB 4 D.Watson	S 20 J.Reid	
RB 33 D.Lewis	CB 25 A.Jackson		RB 26 L.Miller	S 32 T.Mathieu	

Substitutions			Substitutions		
K 4 R.Succop, P 6 B.Kern, WR 15 D.Jennings, WR 17 C.Batson, CB 20 K.Durden, CB 21 M.Butler, RB 22 D.Henry, S 28 K.Lewis, CB 36 L.Sims, S 41 B.Trawick, OLB 44 K.Correa, LS 48 B.Brinkley, LB 51 W.Compton, LB 53 D.Bates, LB 55 J.Brown, OLB 56 S.Finch, OLB 58 H.Landry, C/G 62 C.Levin, T/G 71 D.Kelly, TE 85 M.Pruitt, TE 86 A.Firkser, DL 96 B.Logan, NT 97 D.Kilgo			QB 5 J.Webb, K 7 K.Fairbairn, P 8 T.Daniel, WR 14 D.Carter, WR 16 K.Coutee, WR 18 S.Coates, CB 22 A.Colvin, CB 23 J.Bademosi, RB 28 A.Blue, S 29 A.Hal, S 33 A.Moore, DB 34 M.Tyson, RB 38 G.Howell, CB 43 S.Wright, LS 46 J.Weeks, ILB 52 B.Peters, OLB 57 B.Scarlett, OLB 58 P.Kalambayi, C/G 65 G.Mancz, T 75 M.Rankin, TE 88 J.Akins, DE 95 C.Covington, DE 97 A.Blackson		

Did Not Play			Did Not Play		
QB 7 B.Gabbert			QB 3 B.Weeden		
Not Active			Not Active		
WR 13 T.Taylor, DB 29 D.Cruikshank, RB 32 D.Fluellen, RB 39 D.Dawkins, G 61 A.Stinnie, T 69 T.Marz, DE 92 M.Dickerson			WR 17 V.Smith, S 31 N.Jamerson, WR 39 D.Burton, LB 49 J.Keyes, OLB 53 D.Ejiofor, DE 91 C.Watkins, DE 93 J.Heath		

Field Goals (made ( ) & missed)						
R.Succop	(31)	K.Fairbairn	(43)	(47)		
		1	2	3	4	OT
VISITOR:	Tennessee Titans	10	0	7	0	Total
HOME:	Houston Texans	7	17	3	7	17
					0	34

Scoring Plays					
Team	Qtr	Time	Play Description (Extra Point) (Drive Info)	Visitor	Home
Titans	1	11:47	R.Succop 31 yd. Field Goal (6-62, 3:13)	3	0
Titans	1	9:21	J.Smith 61 yd. pass from M.Mariota (R.Succop kick) (2-69, 0:47)	10	0
Texans	1	5:21	De.Thomas 12 yd. pass from D.Watson (K.Fairbairn kick) (7-62, 4:00)	10	7
Texans	2	14:53	D.Watson 15 yd. run (K.Fairbairn kick) (5-60, 1:58)	10	14
Texans	2	9:22	L.Miller 97 yd. run (K.Fairbairn kick) (1-97, 0:14)	10	21
Texans	2	0:00	K.Fairbairn 43 yd. Field Goal (5-37, 0:45)	10	24
Texans	3	8:53	K.Fairbairn 47 yd. Field Goal (11-46, 6:07)	10	27
Titans	3	0:13	C.Davis 48 yd. pass from M.Mariota (R.Succop kick) (3-51, 1:47)	17	27
Texans	4	8:15	De.Thomas 10 yd. pass from D.Watson (K.Fairbairn kick) (7-60, 3:24)	17	34
Paid Attendance: 71,826				Time: 2:44	



## Final Individual Statistics

## Tennessee Titans

RUSHING	ATT	YDS	AVG	LG	TD
C.Davis	1	39	39.0	39	0
D.Henry	8	30	3.8	8	0
M.Mariota	6	28	4.7	14	0
D.Lewis	7	8	1.1	7	0
L.Stocker	1	0	0.0	0	0
Total	23	105	4.6	39	0

PASSING	ATT	CMP	YDS	SK/YD	TD	LG	IN	RT
M.Mariota	23	22	303	6/43	2	61	0	147.7
Total	23	22	303	6/43	2	61	0	147.7

PASS RECEIVING	TAR	REC	YDS	AVG	LG	TD
D.Lewis	7	7	33	4.7	11	0
C.Davis	4	4	96	24.0	48	1
A.Firkser	4	4	52	13.0	20	0
J.Smith	2	2	63	31.5	61	1
D.Henry	3	2	19	9.5	11	0
L.Stocker	1	1	14	14.0	14	0
C.Batson	1	1	13	13.0	13	0
M.Pruitt	1	1	13	13.0	13	0
Total	23	22	303	13.8	61	2

INTERCEPTIONS	NO	YDS	AVG	LG	TD
Total	0	0	0	0	0

PUNTING	NO	YDS	AVG	NET	TB	IN20	LG
B.Kern	6	298	49.7	43.5	0	2	59
Total	6	298	49.7	43.5	0	2	59

PUNT RETURNS	NO	YDS	AVG	FC	LG	TD
A.Jackson	2	19	9.5	1	16	0
C.Batson	0	0	0.0	1	0	0
[TOUCHBACK]	1	0	0.0	0	0	0
Total	2	19	9.5	2	16	0

KICKOFF RETURNS	NO	YDS	AVG	FC	LG	TD
D.Jennings	2	56	28.0	0	30	0
[TOUCHBACK]	4	0	0.0	0	0	0
Total	2	56	28.0	0	30	0

## Houston Texans

RUSHING	ATT	YDS	AVG	LG	TD
L.Miller	12	162	13.5	97	1
D.Watson	9	70	7.8	34	1
A.Blue	13	49	3.8	9	0
Total	34	281	8.3	97	2

PASSING	ATT	CMP	YDS	SK/YD	TD	LG	IN	RT
D.Watson	24	19	210	4/29	2	28	0	130.9
Total	24	19	210	4/29	2	28	0	130.9

PASS RECEIVING	TAR	REC	YDS	AVG	LG	TD
D.Hopkins	6	5	74	14.8	28	0
De.Thomas	5	4	38	9.5	12	2
R.Griffin	4	3	38	12.7	22	0
K.Coutee	2	2	14	7.0	7	0
D.Carter	1	1	14	14.0	14	0
A.Blue	1	1	13	13.0	13	0
J.Akins	1	1	8	8.0	8	0
J.Thomas	2	1	6	6.0	6	0
L.Miller	1	1	5	5.0	5	0
Total	23	19	210	11.1	28	2

INTERCEPTIONS	NO	YDS	AVG	LG	TD
Total	0	0	0	0	0

PUNTING	NO	YDS	AVG	NET	TB	IN20	LG
T.Daniel	5	224	44.8	37.0	1	2	55
Total	5	224	44.8	37.0	1	2	55

PUNT RETURNS	NO	YDS	AVG	FC	LG	TD
D.Carter	3	37	12.3	1	25	0
[DOWNED]	1	0	0.0	0	0	0
[OUT OF BOUNDS]	1	0	0.0	0	0	0
Total	3	37	12.3	1	25	0

KICKOFF RETURNS	NO	YDS	AVG	FC	LG	TD
D.Carter	1	30	30.0	0	30	0
[TOUCHBACK]	3	0	0.0	0	0	0
Total	1	30	30.0	0	30	0

## Tennessee Titans

FUMBLES	FUM	LOST	OWN-REC	YDS	TD	FORCED	OPP-REC	YDS	TD	OUT-BDS
D.Henry	1	1	0	0	0	0	0	0	0	0
M.Mariota	1	0	0	0	0	0	0	0	0	0
D.Lewis	0	0	1	0	0	0	0	0	0	0
W.Compton	0	0	0	0	0	1	0	0	0	0
Total	2	1	1	0	0	1	0	0	0	0

## Houston Texans

FUMBLES	FUM	LOST	OWN-REC	YDS	TD	FORCED	OPP-REC	YDS	TD	OUT-BDS
D.Carter	1	0	0	0	0	0	0	0	0	0
A.Moore	0	0	1	0	0	0	0	0	0	0
B.Scarlett	0	0	0	0	0	1	0	0	0	0
J.Watt	0	0	0	0	0	1	0	0	0	0
A.Colvin	0	0	0	0	0	0	1	0	0	0
Total	1	0	1	0	0	2	1	0	0	0

## Final Team Statistics

	Visitor Titans	Home Texans
TOTAL FIRST DOWNS	14	19
By Rushing	3	7
By Passing	10	11
By Penalty	1	1
THIRD DOWN EFFICIENCY	4-12-33%	4-11-36%
FOURTH DOWN EFFICIENCY	0-1-0%	1-1-100%
TOTAL NET YARDS	365	462
Total Offensive Plays (inc. times thrown passing)	52	62
Average gain per offensive play	7.0	7.5
NET YARDS RUSHING	105	281
Total Rushing Plays	23	34
Average gain per rushing play	4.6	8.3
Tackles for a loss-number and yards	3-13	1-2
NET YARDS PASSING	260	181
Times thrown - yards lost attempting to pass	6-43	4-29
Gross yards passing	303	210
PASS ATTEMPTS-COMPLETIONS-HAD INTERCEPTED	23-22-0	24-19-0
Avg gain per pass play (inc.# thrown passing)	9.0	6.5
KICKOFFS Number-In End Zone-Touchbacks	4-4-3	6-6-4
PUNTS Number and Average	6-49.7	5-44.8
Had Blocked	0	0
FGs - PATs Had Blocked	0-0	0-0
Net Punting Average	43.5	37.0
TOTAL RETURN YARDAGE (Not Including Kickoffs)	19	37
No. and Yards Punt Returns	2-19	3-37
No. and Yards Kickoff Returns	2-56	1-30
No. and Yards Interception Returns	0-0	0-0
PENALTIES Number and Yards	7-50	3-53
FUMBLES Number and Lost	2-1	1-0
TOUCHDOWNS	2	4
Rushing	0	2
Passing	2	2
EXTRA POINTS Made-Attempts	2-2	4-4
Kicking Made-Attempts	2-2	4-4
FIELD GOALS Made-Attempts	1-1	2-2
RED ZONE EFFICIENCY	0-2-0%	3-3-100%
GOAL TO GO EFFICIENCY	0-0-0%	0-0-0%
SAFETIES	0	0
FINAL SCORE	17	34
TIME OF POSSESSION	30:02	29:58

# Ball Possession And Drive Chart

## Tennessee Titans

#	Time Recd	Time Lost	Time Poss	How Ball Obtained	Drive Began	# Play	Yds Gain	Yds Pen	Net Yds	1st Down	Last Scrm	How Given Up
1	15:00	11:47	3:13	Kickoff	TEN 25	6	29	33	62	2	* HST 13	Field Goal
2	10:08	9:21	0:47	Punt	TEN 31	2	69	0	69	1	TEN 39	Touchdown
3	5:21	1:51	3:30	Kickoff	TEN 25	4	26	-10	16	1	TEN 41	Punt
4	14:53	9:36	5:17	Kickoff	TEN 25	9	72	0	72	2	* HST 3	Downs
5	9:22	5:16	4:06	Kickoff	TEN 24	5	14	-10	4	1	TEN 28	Punt
6	1:48	0:45	1:03	Punt	TEN 20	4	4	-15	-11	1	TEN 9	Punt
7	8:53	3:37	5:16	Kickoff	TEN 22	8	35	-5	30	2	HST 48	Punt
8	2:00	0:13	1:47	Punt	TEN 49	3	56	-5	51	1	HST 48	Touchdown
9	13:44	11:39	2:05	Punt	TEN 18	3	-6	0	-6	0	TEN 12	Punt
10	8:15	6:43	1:32	Kickoff	TEN 25	3	2	0	2	0	TEN 27	Punt
11	1:45	0:19	1:26	Punt	TEN 9	6	64	0	64	3	HST 38	Fumble

(273) Average TEN 25

## Houston Texans

#	Time Recd	Time Lost	Time Poss	How Ball Obtained	Drive Began	# Play	Yds Gain	Yds Pen	Net Yds	1st Down	Last Scrm	How Given Up
1	11:47	10:08	1:39	Kickoff	HST 25	3	-3	0	-3	0	HST 22	Punt
2	9:21	5:21	4:00	Kickoff	HST 38	7	62	0	62	4	* TEN 12	Touchdown
3	1:51	14:53	1:58	Punt	HST 40	5	60	0	60	3	* TEN 15	Touchdown
4	9:36	9:22	0:14	Downs	HST 3	1	97	0	97	1	HST 3	Touchdown
5	5:16	1:48	3:28	Punt	HST 13	9	42	5	47	3	TEN 40	Punt
6	0:45	0:00	0:45	Punt	HST 38	5	37	0	37	1	TEN 25	Field Goal
7	15:00	8:53	6:07	Kickoff	HST 25	11	66	-20	46	2	TEN 29	Field Goal
8	3:37	2:00	1:37	Punt	HST 13	3	-1	0	-1	0	HST 12	Punt
9	0:13	13:44	1:29	Kickoff	HST 25	3	9	0	9	0	HST 34	Punt
10	11:39	8:15	3:24	Punt	HST 40	7	60	0	60	3	* TEN 10	Touchdown
11	6:43	1:45	4:58	Punt	HST 26	9	34	0	34	2	TEN 40	Punt
12	0:19	0:00	0:19	Fumble	HST 22	1	-1	0	-1	0	HST 22	End of Game

(308) Average HST 26

\* inside opponent's 20

Time of Possession by Quarter		1st	2nd	3rd	4th	OT	Total
Visitor	Tennessee Titans	7:30	10:26	7:03	5:03		30:02
Home	Houston Texans	7:30	4:34	7:57	9:57		29:58
Kickoff Drive No.-Start Average		Titans: 6 - TEN 24			Texans: 4 - HST 28		

# Final Defensive Statistics

## Tennessee Titans

### Regular Defensive Plays

### Special Teams

### Misc

	TKL	AST	COMB	SK	/ YDS	TFL	Q	IN	PD	FF	FR	TKL	AST	FF	FR	BL	TKL	AST	FF	FR
L.Ryan	5	6	11	0	0	0	0	0	0	0	0	0	0	0	0	0	0	0	0	0
K.Vaccaro	4	4	8	1	0	0	1	0	0	0	0	0	0	0	0	0	0	0	0	0
H.Landry	2	5	7	0.5	4	0	1	0	0	0	0	1	0	0	0	0	0	0	0	0
W.Woodyard	3	3	6	0	0	0	0	0	0	0	0	0	0	0	0	0	0	0	0	0
J.Brown	2	4	6	0.5	5.5	0	1	0	0	0	0	0	0	0	0	0	0	0	0	0
J.Casey	3	2	5	1	10	1	1	0	0	0	0	0	0	0	0	0	0	0	0	0
R.Evans	3	2	5	0	0	0	0	0	0	0	0	0	0	0	0	0	0	0	0	0
D.Morgan	2	2	4	0.5	5.5	0	1	0	0	0	0	0	0	0	0	0	0	0	0	0
B.Orakpo	2	2	4	0.5	4	0	1	0	0	0	0	0	0	0	0	0	0	0	0	0
K.Byard	1	3	4	0	0	0	0	0	0	0	0	0	0	0	0	0	0	0	0	0
L.Sims	1	2	3	0	0	0	0	0	0	0	0	0	0	0	0	0	0	0	0	0
D.Jones	0	3	3	0	0	0	0	0	0	0	0	0	0	0	0	0	0	0	0	0
A.Jackson	2	0	2	0	0	0	0	0	0	0	0	0	0	0	0	0	0	0	0	0
M.Butler	2	0	2	0	0	0	0	0	0	0	0	0	0	0	0	0	0	0	0	0
B.Logan	1	1	2	0	0	0	0	0	0	0	0	0	0	0	0	0	0	0	0	0
S.Finch	0	1	1	0	0	0	0	0	0	0	0	2	0	0	0	0	0	0	0	0
K.Correa	0	1	1	0	0	0	0	0	0	0	0	0	0	0	0	0	0	0	0	0
A.Johnson	0	1	1	0	0	0	0	0	0	0	0	0	0	0	0	0	0	0	0	0
W.Compton	0	0	0	0	0	0	0	0	0	0	0	1	0	1	0	0	0	0	0	0
C.Batson	0	0	0	0	0	0	0	0	0	0	0	1	0	0	0	0	0	0	0	0
D.Henry	0	0	0	0	0	0	0	0	0	0	0	0	0	0	0	0	1	0	0	0
D.Lewis	0	0	0	0	0	0	0	0	0	0	0	0	0	0	0	0	0	0	0	1
Total	33	42	75	4	29	1	6	0	0	0	0	5	0	1	0	0	1	0	0	1

TKL = Tackle AST = Assist COMB = Combined QH=QB Hit IN = Interception PD = Pass Defense FF = Forced Fumble FR = Fumble Recovery

## Houston Texans

### Regular Defensive Plays

### Special Teams

### Misc

	TKL	AST	COMB	SK	/ YDS	TFL	QH	IN	PD	FF	FR	TKL	AST	FF	FR	BL	TKL	AST	FF	FR
B.McKinney	6	4	10	0	0	1	0	0	0	0	0	0	0	0	0	0	0	0	0	0
J.Watt	6	3	9	1.5	12	1	2	0	0	1	0	0	0	0	0	0	0	0	0	0
Z.Cunningham	5	2	7	0	0	1	0	0	0	0	0	0	0	0	0	0	0	0	0	0
J.Joseph	4	1	5	0	0	1	0	0	0	0	0	0	0	0	0	0	0	0	0	0
W.Mercilus	3	2	5	1.5	12	1	2	0	0	0	0	0	0	0	0	0	0	0	0	0
T.Mathieu	3	2	5	0	0	0	0	0	0	0	0	0	0	0	0	0	0	0	0	0
C.Covington	3	1	4	2.5	16	2	3	0	0	0	0	0	0	0	0	0	0	0	0	0
J.Clowney	2	1	3	0.5	3	0	1	0	0	0	0	0	0	0	0	0	0	0	0	0
B.Scarlett	2	1	3	0	0	0	0	0	0	0	1	0	1	0	0	0	0	0	0	0
J.Reid	2	1	3	0	0	1	0	0	0	0	0	0	0	0	0	0	0	0	0	0
P.Kalambayi	1	1	2	0	0	0	0	0	0	0	0	1	0	0	0	0	0	0	0	0
B.Dunn	1	1	2	0	0	0	0	0	0	0	0	0	0	0	0	0	0	0	0	0
K.Jackson	0	2	2	0	0	0	0	0	0	0	0	0	0	0	0	0	0	0	0	0
B.Peters	0	2	2	0	0	0	0	0	0	0	0	0	0	0	0	0	0	0	0	0
D.Reader	1	0	1	0	0	0	0	0	0	0	0	0	0	0	0	0	0	0	0	0
A.Hal	0	1	1	0	0	0	0	0	0	0	0	1	0	0	0	0	0	0	0	0
J.Bademosi	0	1	1	0	0	0	0	0	0	0	0	0	1	0	0	0	0	0	0	0
A.Colvin	0	0	0	0	0	0	0	0	0	0	1	0	0	0	0	0	0	0	0	0
S.Coates	0	0	0	0	0	0	0	0	0	0	0	0	1	0	0	0	0	0	0	0
J.Weeks	0	0	0	0	0	0	0	0	0	0	0	0	1	0	0	0	0	0	0	0
A.Moore	0	0	0	0	0	0	0	0	0	0	0	0	0	0	1	0	0	0	0	0
Total	39	26	65	6	43	8	8	0	0	2	1	2	4	0	1	0	0	0	0	0

First Half Summary

PERIOD SCORES			TIME OF POSSESSION		
Titans	10	0 = 10	Titans	17:56	
Texans	7	17 = 24	Texans	12:04	

Scoring Plays							
Team	Qtr	Time	Play Description (Extra Point) (Drive Info)			Visitor	Home
Titans	1	11:47	R.Succop 31 yd. Field Goal (6-62, 3:13)			3	0
Titans	1	9:21	J.Smith 61 yd. pass from M.Mariota (R.Succop kick) (2-69, 0:47)			10	0
Texans	1	5:21	De.Thomas 12 yd. pass from D.Watson (K.Fairbairn kick) (7-62, 4:00)			10	7
Texans	2	14:53	D.Watson 15 yd. run (K.Fairbairn kick) (5-60, 1:58)			10	14
Texans	2	9:22	L.Miller 97 yd. run (K.Fairbairn kick) (1-97, 0:14)			10	21
Texans	2	0:00	K.Fairbairn 43 yd. Field Goal (5-37, 0:45)			10	24

	Tennessee Titans	Houston Texans
TOTAL FIRST DOWNS	8	12
First Downs Rushing-Passing-by Penalty	2 - 5 - 1	6 - 5 - 1
THIRD DOWN EFFICIENCY	1-6-17%	0-2-0%
TOTAL NET YARDS	214	295
Total Offensive Plays	29	29
NET YARDS RUSHING	73	200
NET YARDS PASSING	141	95
Gross Yards Passing	157	106
Times thrown-yards lost attempting to pass	2-16	2-11
Pass Attempts-Completions-Had Intercepted	12 - 12 - 0	11 - 8 - 0
Punts-Number and Average	3 - 52	2 - 45
Penalties-Number and Yards	5 - 40	1 - 33
Fumbles-Number and Lost	0 - 0	1 - 0
Red Zone Efficiency	0-2-0%	2-2-100%
Average Drive Start	TEN 25	HST 26

Tennessee Titans										Houston Texans									
RUSHING						RUSHING						RUSHING							
	ATT	YDS	AVG	LG	TD		ATT	YDS	AVG	LG	TD		ATT	YDS	AVG	LG	TD		
C.Davis	1	39	39.0	39	0	L.Miller	6	148	24.7	97	1	D.Watson	4	23	5.8	15	1		
M.Mariota	5	20	4.0	14	0	A.Blue	6	29	4.8	8	0								
D.Henry	2	9	4.5	8	0														
D.Lewis	6	5	0.8	7	0														
L.Stocker	1	0	0.0	0	0														
Total	15	73	4.9	39	0	Total	16	200	12.5	97	2								
PASSING										PASSING									
	ATT	CMP	YDS	SK/YD	TD	LG	IN	RT		ATT	CMP	YDS	SK/YD	TD	LG	IN	RT		
M.Mariota	12	12	157	2/16	1	61	0	146.5	D.Watson	11	8	106	2/11	1	28	0	133.1		
Total	12	12	157	2/16	1	61	0	146.5	Total	11	8	106	2/11	1	28	0	133.1		
PASS RECEIVING										PASS RECEIVING									
	TAR	REC	YDS	AVG	LG	TD				TAR	REC	YDS	AVG	LG	TD				
D.Lewis	5	5	20	4.0	7	0	D.Hopkins			4	3	61	20.3	28	0				
J.Smith	2	2	63	31.5	61	1	De.Thomas			2	2	24	12.0	12	1				
C.Davis	2	2	40	20.0	21	0	J.Akins			1	1	8	8.0	8	0				
L.Stocker	1	1	14	14.0	14	0	K.Coutee			1	1	7	7.0	7	0				
C.Batson	1	1	13	13.0	13	0	R.Griffin			2	1	6	6.0	6	0				
A.Firkser	1	1	7	7.0	7	0													
Total	12	12	157	13.1	61	1	Total			10	8	106	13.3	28	1				

Tennessee Titans	Regular Defensive Plays												Special Teams					Misc			
	TKL	AST	COMB	SK	/ YDS	TFL	Q	IN	PD	FF	FR	TKL	AST	FF	FR	BL	TKL	AST	FF	FR	
K.Vaccaro	4	3	7	1	0	0	1	0	0	0	0	0	0	0	0	0	0	0	0	0	
D.Morgan	2	2	4	0.5	5.5	0	1	0	0	0	0	0	0	0	0	0	0	0	0	0	
L.Ryan	2	2	4	0	0	0	0	0	0	0	0	0	0	0	0	0	0	0	0	0	
J.Casey	2	1	3	0	0	0	0	0	0	0	0	0	0	0	0	0	0	0	0	0	
Total	10	8	18	1.5	5.5	0	2	0	0	0	0	0	0	0	0	0	0	0	0	0	

## 11/26/2018 at NRG

[illegible]



Play By Play

# First Quarter

11/26/2018

HST wins the coin toss and elects to defer. TEN elects to Receive, and HST elects to defend the north goal.

K.Fairbairn kicks 65 yards from HST 35 to end zone, Touchback.

Tennessee Titans at 15:00

1-10-TEN 25	(15:00) M.Mariota pass short right to J.Smith to TEN 27 for 2 yards (Z.Cunningham).	
2-8-TEN 27	(14:21) M.Mariota pass deep right to C.Davis pushed ob at TEN 46 for 19 yards (J.Joseph).	P1
1-10-TEN 46	(13:46) (Shotgun) M.Mariota pass incomplete deep left to C.Davis.	
	PENALTY on HST-J.Reid, Defensive Pass Interference, 33 yards, enforced at TEN 46 - No Play.	X2
1-10-HST 21	(13:38) (Shotgun) D.Lewis up the middle to HST 19 for 2 yards (J.Watt).	
2-8-HST 19	(13:19) (Shotgun) M.Mariota pass short right to D.Lewis to HST 20 for -1 yards (Z.Cunningham).	
3-9-HST 20	(12:34) (Shotgun) M.Mariota pass short right to A.Firkser to HST 13 for 7 yards (T.Mathieu).	
4-2-HST 13	(11:50) R.Succop 31 yard field goal is GOOD, Center-B.Brinkley, Holder-B.Kern.	

TEN 3 HST 0, 6 plays, 62 yards, 1 penalty, 3:13 drive, 3:13 elapsed

R.Succop kicks 65 yards from TEN 35 to end zone, Touchback.

Houston Texans at 11:47

1-10-HST 25	(11:47) (Shotgun) D.Watson pass short right to R.Griffin pushed ob at HST 31 for 6 yards (D.Morgan).	
2-4-HST 31	(11:25) L.Miller left end to HST 33 for 2 yards (J.Casey, B.Orakpo).	
3-2-HST 33	(10:49) (Shotgun) D.Watson sacked at HST 22 for -11 yards (sack split by J.Brown and D.Morgan).	
4-13-HST 22	(10:19) T.Daniel punts 50 yards to TEN 28, Center-J.Weeks. A.Jackson to TEN 31 for 3 yards (P.Kalambayi).	

Tennessee Titans at 10:08

1-10-TEN 31	(10:08) D.Henry left end pushed ob at TEN 39 for 8 yards (B.McKinney).	
2-2-TEN 39	(9:31) M.Mariota pass short middle to J.Smith for 61 yards, TOUCHDOWN.	P3
	R.Succop extra point is GOOD, Center-B.Brinkley, Holder-B.Kern.	

TEN 10 HST 0, 2 plays, 69 yards, 0:47 drive, 5:39 elapsed

R.Succop kicks 67 yards from TEN 35 to HST -2. D.Carter to HST 28 for 30 yards (W.Compton). FUMBLES (W.Compton), recovered by HST-A.Moore at HST 38. A.Moore to HST 38 for no gain (C.Batson).

Houston Texans at 9:21, (1st play from scrimmage 9:10)

1-10-HST 38	(9:10) D.Watson scrambles left end to HST 39 for 1 yard (R.Evans).	
2-9-HST 39	(8:34) L.Miller up the middle to TEN 40 for 21 yards (K.Vaccaro).	R1
1-10-TEN 40	(7:50) (Shotgun) L.Miller up the middle to TEN 39 for 1 yard (D.Morgan, D.Jones).	
2-9-TEN 39	(7:20) (Shotgun) L.Miller right guard to TEN 27 for 12 yards (A.Jackson, K.Vaccaro).	R2
1-10-TEN 27	(6:44) (Shotgun) L.Miller up the middle to TEN 12 for 15 yards (L.Ryan).	R3
1-10-TEN 12	(6:03) (Shotgun) D.Watson sacked at TEN 12 for 0 yards (K.Vaccaro).	
2-10-TEN 12	(5:28) (Shotgun) D.Watson pass short right to De.Thomas for 12 yards, TOUCHDOWN.	P4
	K.Fairbairn extra point is GOOD, Center-J.Weeks, Holder-T.Daniel.	

TEN 10 HST 7, 7 plays, 62 yards, 4:00 drive, 9:39 elapsed

K.Fairbairn kicks 65 yards from HST 35 to end zone, Touchback.

Tennessee Titans at 5:21

1-10-TEN 25	(5:21) (Shotgun) M.Mariota pass deep right to C.Davis ran ob at TEN 46 for 21 yards.	P4
1-10-TEN 46	(4:47) D.Henry up the middle to TEN 47 for 1 yard (B.McKinney; Z.Cunningham).	
2-9-TEN 47	(4:09) D.Lewis up the middle to TEN 47 for no gain (J.Watt).	
3-9-TEN 47	(3:28) (Shotgun) PENALTY on TEN-T.Lewan, False Start, 5 yards, enforced at TEN 47 - No Play.	
3-14-TEN 42	(3:00) (Shotgun) PENALTY on TEN, Delay of Game, 5 yards, enforced at TEN 42 - No Play.	
3-19-TEN 37	(2:37) (Shotgun) M.Mariota pass short middle to D.Lewis to TEN 41 for 4 yards (T.Mathieu).	
4-15-TEN 41	(2:06) B.Kern punts 44 yards to HST 15, Center-B.Brinkley. D.Carter to HST 40 for 25 yards (H.Landry).	

Houston Texans at 1:51

1-10-HST 40	(1:51) A.Blue right guard to HST 44 for 4 yards (H.Landry; R.Evans).	
2-6-HST 44	(1:22) D.Watson pass deep left to D.Hopkins to TEN 28 for 28 yards (K.Vaccaro).	P5
1-10-TEN 28	(:52) A.Blue right tackle to TEN 27 for 1 yard (B.Logan).	
2-9-TEN 27	(:27) (Shotgun) D.Watson pass short left to De.Thomas to TEN 15 for 12 yards (K.Vaccaro).	P6

Tennessee Titans vs Houston Texans at NRG								
END OF QUARTER	Score	Time Poss	First Downs				Efficiencies	
			R	P	X	T	3 Down	4 Down
Tennessee Titans	10	7:30	0	3	1	4	0/2	0/0
Houston Texans	7	7:30	3	3	0	6	0/1	0/0

## Play By Play

## Second Quarter

11/26/2018

Houston Texans continued.

1-10-TEN 15 (15:00) (Shotgun) D.Watson left end for 15 yards, TOUCHDOWN.  
K.Fairbairn extra point is GOOD, Center-J.Weeks, Holder-T.Daniel.

R7

TEN 10 HST 14, 5 plays, 60 yards, 1:58 drive, 0:07 elapsed

K.Fairbairn kicks 65 yards from HST 35 to end zone, Touchback.

Tennessee Titans at 14:53

1-10-TEN 25 (14:53) M.Mariota scrambles right end to TEN 27 for 2 yards (J.Joseph).  
2-8-TEN 27 (14:15) (Shotgun) Direct snap to D.Henry. C.Davis left end to HST 34 for 39 yards (J.Reid).  
1-10-HST 34 (13:41) M.Mariota scrambles up the middle to HST 29 for 5 yards (Z.Cunningham).  
2-5-HST 29 (13:05) (Shotgun) M.Mariota pass short left to D.Lewis to HST 26 for 3 yards (W.Mercilus; K.Jackson).  
3-2-HST 26 (12:27) (Shotgun) M.Mariota pass short middle to L.Stocker to HST 12 for 14 yards (B.McKinney, B.Scarlett).  
1-10-HST 12 (11:50) (Shotgun) Direct snap to D.Henry. D.Lewis right end to HST 5 for 7 yards (T.Mathieu; B.McKinney).  
2-3-HST 5 (11:05) (Shotgun) M.Mariota right end to HST 10 for -5 yards (J.Reid).  
3-8-HST 10 (10:18) (Shotgun) M.Mariota pass short middle to D.Lewis to HST 3 for 7 yards (C.Covington).  
Timeout #1 by HST at 09:42.  
4-1-HST 3 (9:42) L.Stocker up the middle to HST 3 for no gain (Z.Cunningham; B.McKinney).

R5

P6

Houston Texans at 9:36

1-10-HST 3 (9:36) L.Miller right guard for 97 yards, TOUCHDOWN.  
K.Fairbairn extra point is GOOD, Center-J.Weeks, Holder-T.Daniel.

R8

TEN 10 HST 21, 1 plays, 97 yards, 0:14 drive, 5:38 elapsed

K.Fairbairn kicks 71 yards from HST 35 to TEN -6. D.Jennings to TEN 24 for 30 yards (S.Coates; J.Bademosi).

Tennessee Titans at 9:22, (1st play from scrimmage 9:13)

1-10-TEN 24 (9:13) D.Lewis left guard to TEN 23 for -1 yards (B.Dunn).  
PENALTY on TEN-J.Kline, Offensive Holding, 10 yards, enforced at TEN 24 - No Play.  
1-20-TEN 14 (8:43) (Shotgun) M.Mariota pass short right to D.Lewis to TEN 21 for 7 yards (B.Dunn).  
2-13-TEN 21 (8:01) (Shotgun) M.Mariota scrambles left end pushed ob at TEN 35 for 14 yards (W.Mercilus). HST-B.Dunn was injured during the play. His return is Probable.  
1-10-TEN 35 (7:27) D.Lewis right end to TEN 32 for -3 yards (J.Joseph).  
2-13-TEN 32 (6:47) (Shotgun) D.Lewis left guard to TEN 36 for 4 yards (D.Reader, B.McKinney).  
3-9-TEN 36 (6:03) (Shotgun) M.Mariota sacked at TEN 28 for -8 yards (C.Covington).  
4-17-TEN 28 (5:29) B.Kern punts 59 yards to HST 13, Center-B.Brinkley, downed by TEN-L.Sims.

R7

Houston Texans at 5:16

1-10-HST 13 (5:16) A.Blue left guard to HST 18 for 5 yards (D.Morgan; J.Casey).  
2-5-HST 18 (4:55) D.Watson pass short right to D.Hopkins pushed ob at HST 27 for 9 yards (M.Butler).  
Penalty on TEN-M.Butler, Defensive Pass Interference, declined.  
1-10-HST 27 (4:35) (Shotgun) A.Blue up the middle to HST 35 for 8 yards (K.Vaccaro; L.Ryan).  
2-2-HST 35 (4:10) (Shotgun) A.Blue up the middle to HST 40 for 5 yards (J.Casey).  
1-10-HST 40 (3:36) (Shotgun) D.Watson pass short left to K.Coutee to HST 47 for 7 yards (M.Butler, L.Ryan).  
2-3-HST 47 (2:56) D.Watson left end to HST 49 for 2 yards (H.Landry; K.Byard).  
3-1-HST 49 (2:20) D.Watson pass incomplete short right to J.Akins [B.Logan].  
PENALTY on TEN-L.Ryan, Defensive Holding, 5 yards, enforced at HST 49 - No Play.  
1-10-TEN 46 (2:15) D.Watson pass incomplete deep left to D.Hopkins.  
2-10-TEN 46 (2:08) (Shotgun) A.Blue left guard to TEN 40 for 6 yards (K.Vaccaro; W.Woodyard).

P9

R10

X11

Two-Minute Warning

3-4-TEN 40 (2:00) (Shotgun) D.Watson pass incomplete short right to R.Griffin.  
4-4-TEN 40 (1:56) T.Daniel punts 40 yards to end zone, Center-J.Weeks, Touchback.

Tennessee Titans at 1:48

1-10-TEN 20 (1:48) (Shotgun) M.Mariota pass short left to C.Batson to TEN 33 for 13 yards (J.Reid; A.Hal).  
1-10-TEN 33 (1:29) (Shotgun) M.Mariota pass short middle to D.Lewis to TEN 41 for 8 yards (K.Jackson).  
PENALTY on TEN-T.Lewan, Face Mask (15 Yards), 15 yards, enforced at TEN 33 - No Play.  
1-25-TEN 18 (1:22) (Shotgun) M.Mariota scrambles right end pushed ob at TEN 22 for 4 yards (Z.Cunningham).

P8

Tennessee Titans vs Houston Texans at NRG

- 2-21-TEN 22(1:14) (Shotgun) M.Mariota sacked at TEN 14 for -8 yards (sack split by J.Watt and C.Covington).  
Timeout #2 by HST at 01:03.
- 3-29-TEN 14(1:03) (Shotgun) D.Lewis up the middle to TEN 9 for -5 yards (J.Watt).  
Timeout #3 by HST at 00:55.
- 4-34-TEN 9(:55) B.Kern punts 53 yards to HST 38, Center-B.Brinkley, out of bounds.

Houston Texans at 0:45

- 1-10-HST 38(:45) (Shotgun) D.Watson pass short left to J.Akins to HST 46 for 8 yards (L.Ryan).
- 2-2-HST 46(:25) (Shotgun) D.Watson pass deep right to D.Hopkins ran ob at TEN 30 for 24 yards.  
Timeout #1 by TEN at 00:18.
- 1-10-TEN 30(:18) (Shotgun) D.Watson scrambles up the middle to TEN 25 for 5 yards (B.Orakpo).
- 2-5-TEN 25(:03) D.Watson spiked the ball to stop the clock.
- 3-5-TEN 25(:01) K.Fairbairn 43 yard field goal is GOOD, Center-J.Weeks, Holder-T.Daniel.

P12

TEN 10 HST 24, 5 plays, 37 yards, 0:45 drive, 15:00 elapsed

END OF QUARTER

	Score	Time Poss	First Downs				Efficiencies	
			R	P	X	T	3 Down	4 Down
Tennessee Titans	10	10:26	2	2	0	4	1/4	0/1
Houston Texans	24	4:34	3	2	1	6	0/1	0/0

Third Quarter

11/26/2018

Play By Play

HST elects to Receive, and TEN elects to defend the South goal.

R.Succop kicks 65 yards from TEN 35 to end zone, Touchback.

Houston Texans at 15:00

1-10-HST 25	(15:00) L.Miller right guard to HST 26 for 1 yard (K.Byard; W.Woodyard).	
2-9-HST 26	(14:29) (Shotgun) D.Watson pass incomplete short middle to De.Thomas.	
3-9-HST 26	(14:25) (Shotgun) D.Watson pass short right to R.Griffin to HST 48 for 22 yards (K.Byard).	P13
<u>1-10-HST 48</u>	(13:50) (Shotgun) L.Miller right guard pushed ob at TEN 32 for 20 yards (L.Sims).	
	PENALTY on HST-J.Davenport, Offensive Holding, 10 yards, enforced at HST 48 - No Play.	
1-20-HST 38	(13:27) (Shotgun) D.Watson pass incomplete short middle to J.Thomas.	
2-20-HST 38	(13:21) (Shotgun) D.Watson pass short left to A.Blue to TEN 49 for 13 yards (W.Woodyard).	
3-7-TEN 49	(12:43) (Shotgun) D.Watson scrambles up the middle to TEN 43 for 6 yards (J.Brown).	
4-1-TEN 43	(11:56) (Shotgun) D.Watson pass short left to D.Hopkins pushed ob at TEN 38 for 5 yards (A.Jackson).	P14
<u>1-10-TEN 38</u>	(11:35) (Shotgun) L.Miller left guard to TEN 33 for 5 yards (A.Johnson).	
	PENALTY on HST-Z.Fulton, Offensive Holding, 10 yards, enforced at TEN 38 - No Play.	
1-20-TEN 48	(11:11) (Shotgun) D.Watson pass short middle to K.Coutee to TEN 41 for 7 yards (J.Brown; L.Ryan).	
2-13-TEN 41	(10:27) (Shotgun) D.Watson pass short left to D.Hopkins to TEN 33 for 8 yards (J.Brown).	
3-5-TEN 33	(9:45) (Shotgun) D.Watson scrambles right end to TEN 29 for 4 yards (W.Woodyard).	
4-1-TEN 29	(8:58) K.Fairbairn 47 yard field goal is GOOD, Center-J.Weeks, Holder-T.Daniel.	

TEN 10 HST 27, 11 plays, 46 yards, 6:07 drive, 6:07 elapsed

K.Fairbairn kicks 69 yards from HST 35 to TEN -4. D.Jennings to TEN 22 for 26 yards (A.Hal).

Tennessee Titans at 8:53, (1st play from scrimmage 8:46)

1-10-TEN 22	(8:46) D.Henry left guard to TEN 29 for 7 yards (B.McKinney).	
2-3-TEN 29	(8:24) PENALTY on TEN-T.Sharpe, False Start, 5 yards, enforced at TEN 29 - No Play.	
2-8-TEN 24	(7:58) (Shotgun) M.Mariota pass short right to M.Pruitt to TEN 37 for 13 yards (W.Mercilus, J.Joseph).	P9
<u>1-10-TEN 37</u>	(7:17) M.Mariota pass short left to D.Henry to TEN 45 for 8 yards (B.McKinney).	
2-2-TEN 45	(6:38) D.Henry right guard to TEN 46 for 1 yard (Z.Cunningham, J.Watt).	
3-1-TEN 46	(6:00) (Shotgun) D.Henry up the middle to HST 49 for 5 yards (J.Clowney).	R10
<u>1-10-HST 49</u>	(5:41) (Shotgun) M.Mariota sacked at TEN 45 for -6 yards (sack split by W.Mercilus and J.Clowney).	
2-16-TEN 45	(4:59) (Shotgun) M.Mariota sacked at TEN 41 for -4 yards (C.Covington). TEN-T.Lewan was injured during the play. His return is Probable.	
3-20-TEN 41	(4:22) (Shotgun) M.Mariota pass short right to D.Lewis to HST 48 for 11 yards (T.Mathieu; K.Jackson) [J.Watt].	
4-9-HST 48	(3:43) B.Kern punts 35 yards to HST 13, Center-B.Brinkley, fair catch by D.Carter.	

Houston Texans at 3:37

1-10-HST 13	(3:37) A.Blue right guard to HST 22 for 9 yards (R.Evans, L.Ryan).	
2-1-HST 22	(3:13) A.Blue right tackle to HST 20 for -2 yards (H.Landry; B.Logan). HST-S.Kelemete was injured during the play. His return is Questionable.	
3-3-HST 20	(2:44) (Shotgun) D.Watson sacked at HST 12 for -8 yards (sack split by B.Orakpo and H.Landry).	
4-11-HST 12	(2:12) T.Daniel punts 55 yards to TEN 33, Center-J.Weeks. A.Jackson to TEN 49 for 16 yards (J.Weeks; B.Scarlett).	

Tennessee Titans at 2:00

1-10-TEN 49	(2:00) (Shotgun) Direct snap to D.Henry. D.Henry up the middle to 50 for 1 yard (J.Watt, B.Dunn).	
2-9-50	(1:27) D.Henry up the middle to HST 43 for 7 yards (J.Watt).	
3-2-HST 43	(:48) (Shotgun) PENALTY on TEN-J.Conklin, False Start, 5 yards, enforced at HST 43 - No Play.	
3-7-HST 48	(:22) (Shotgun) M.Mariota pass deep right to C.Davis for 48 yards, TOUCHDOWN.	P11
	R.Succop extra point is GOOD, Center-B.Brinkley, Holder-B.Kern.	

TEN 17 HST 27, 3 plays, 51 yards, 1:47 drive, 14:47 elapsed

R.Succop kicks 65 yards from TEN 35 to end zone, Touchback.

Houston Texans at 0:13

1-10-HST 25	(:13) (Shotgun) L.Miller right tackle to HST 29 for 4 yards (L.Ryan).
-------------	-----------------------------------------------------------------------

END OF QUARTER

	Score	Time Poss	First Downs				Efficiencies	
			R	P	X	T	3 Down	4 Down
Tennessee Titans	17	7:03	1	2	0	3	2/3	0/0
Houston Texans	27	7:57	0	2	0	2	1/4	1/1

Fourth Quarter

11/26/2018

Play By Play

Houston Texans continued.

- 2-6-HST 29 (15:00) (Shotgun) D.Watson pass short right to L.Miller to HST 34 for 5 yards (L.Ryan, J.Brown).
- 3-1-HST 34 (14:22) A.Blue right tackle to HST 34 for no gain (R.Evans).
- 4-1-HST 34 (13:52) T.Daniel punts 48 yards to TEN 18, Center-J.Weeks, fair catch by A.Jackson.

Tennessee Titans at 13:44

- 1-10-TEN 18 (13:44) (Shotgun) D.Henry right guard to TEN 18 for no gain (J.Clowney, J.Watt).
- 2-10-TEN 18 (12:59) (Shotgun) M.Mariota pass short right to D.Lewis to TEN 20 for 2 yards (J.Joseph).
- 3-8-TEN 20 (12:23) (Shotgun) M.Mariota sacked at TEN 12 for -8 yards (J.Watt). FUMBLES (J.Watt), recovered by TEN-D.Lewis at TEN 12. D.Lewis to TEN 12 for no gain (B.McKinney).
- 4-16-TEN 12 (11:51) B.Kern punts 55 yards to HST 33, Center-B.Brinkley. D.Carter to HST 40 for 7 yards (S.Finch).

Houston Texans at 11:39

- 1-10-HST 40 (11:39) (Shotgun) D.Watson pass short right to J.Thomas pushed ob at HST 46 for 6 yards (L.Ryan; L.Sims).
- 2-4-HST 46 (11:11) (Shotgun) L.Miller left guard to HST 48 for 2 yards (D.Jones; K.Vaccaro).
- 3-2-HST 48 (10:27) (Shotgun) D.Watson pass short middle to De.Thomas to TEN 48 for 4 yards (B.Orakpo). P15
- 1-10-TEN 48 (9:49) L.Miller left tackle to TEN 46 for 2 yards (W.Woodyard).
- 2-8-TEN 46 (9:15) D.Watson scrambles up the middle to TEN 12 for 34 yards (J.Brown; K.Byard). R16
- 1-10-TEN 12 (8:44) L.Miller up the middle to TEN 10 for 2 yards (K.Corrae; A.Johnson).
- 2-8-TEN 10 (8:20) D.Watson pass short right to De.Thomas for 10 yards, TOUCHDOWN. P17
- K.Fairbairn extra point is GOOD, Center-J.Weeks, Holder-T.Daniel.

TEN 17 HST 34, 7 plays, 60 yards, 3:24 drive, 6:45 elapsed
------------------------------------------------------------

K.Fairbairn kicks 65 yards from HST 35 to end zone, Touchback.

Tennessee Titans at 8:15

- 1-10-TEN 25 (8:15) (Shotgun) D.Lewis right tackle to TEN 28 for 3 yards (B.McKinney).
- 2-7-TEN 28 (7:49) M.Mariota sacked at TEN 19 for -9 yards (W.Mercilus).
- Penalty on TEN-Q.Spain, Offensive Holding, declined.
- 3-16-TEN 19 (7:22) (Shotgun) M.Mariota scrambles left end ran ob at TEN 27 for 8 yards (T.Mathieu).
- 4-8-TEN 27 (6:54) B.Kern punts 52 yards to HST 21, Center-B.Brinkley. D.Carter to HST 26 for 5 yards (S.Finch).

Houston Texans at 6:43

- 1-10-HST 26 (6:43) L.Miller left tackle to HST 29 for 3 yards (H.Landry).
- 2-7-HST 29 (5:58) (Shotgun) D.Watson scrambles up the middle to HST 33 for 4 yards (L.Ryan).
- 3-3-HST 33 (5:10) (Shotgun) D.Watson pass short right to D.Carter to HST 47 for 14 yards (L.Sims). P18
- 1-10-HST 47 (4:26) A.Blue left end to 50 for 3 yards (L.Sims; L.Ryan).
- 2-7-50 (3:41) A.Blue left end to TEN 44 for 6 yards (S.Finch; W.Woodyard).
- Timeout #2 by TEN at 03:31.
- 3-1-TEN 44 (3:31) (Shotgun) D.Watson pass short middle to R.Griffin to TEN 34 for 10 yards (R.Evans; H.Landry). P19
- 1-10-TEN 34 (2:48) A.Blue left guard to TEN 31 for 3 yards (D.Jones; J.Casey).
- 2-7-TEN 31 (2:06) A.Blue up the middle to TEN 30 for 1 yard (H.Landry).

Two-Minute Warning

- 3-6-TEN 30 (2:00) (Shotgun) D.Watson sacked at TEN 40 for -10 yards (J.Casey).
- Timeout #3 by TEN at 01:52.
- 4-16-TEN 40 (1:52) T.Daniel punts 31 yards to TEN 9, Center-J.Weeks, fair catch by C.Batson.

Tennessee Titans at 1:45

- 1-10-TEN 9 (1:45) (Shotgun) M.Mariota pass short middle to A.Firkser to TEN 21 for 12 yards (B.Scarlett). P12
- 1-10-TEN 21 (1:27) (Shotgun) M.Mariota pass short middle to A.Firkser to TEN 41 for 20 yards (B.Peters; P.Kalambayi). P13
- 1-10-TEN 41 (1:09) (Shotgun) M.Mariota pass incomplete short right to D.Henry.
- 2-10-TEN 41 (1:06) (Shotgun) M.Mariota pass short right to C.Davis to TEN 49 for 8 yards (P.Kalambayi).
- 3-2-TEN 49 (:48) (Shotgun) M.Mariota pass short middle to A.Firkser to HST 38 for 13 yards (B.Peters; J.Bademosi). P14
- 1-10-HST 38 (:32) (Shotgun) M.Mariota pass short right to D.Henry to HST 27 for 11 yards (B.Scarlett). FUMBLES (B.Scarlett), RECOVERED by HST-A.Colvin at HST 22. A.Colvin to HST 22 for no gain (D.Henry).

Houston Texans at 0:19

- 1-10-HST 22 (:19) D.Watson kneels to HST 21 for -1 yards.



Tennessee Titans vs Houston Texans at NRG								
END OF QUARTER	Score	Time Poss	First Downs				Efficiencies	
			R	P	X	T	3 Down	4 Down
Tennessee Titans	17	5:03	0	3	0	3	1/3	0/0
Houston Texans	34	9:57	1	4	0	5	3/5	0/0

# Miscellaneous Statistics Report

Tennessee Titans vs Houston Texans

11/26/2018 at NRG

## Ten Longest Plays for Tennessee Titans

Yards	Qtr	Play Start	Play Description
61	1	2-2-TEN 39	(9:31) M.Mariota pass short middle to J.Smith for 61 yards, TOUCHDOWN.
48	3	3-7-HST 48	(:22) (Shotgun) M.Mariota pass deep right to C.Davis for 48 yards, TOUCHDOWN.
39	2	2-8-TEN 27	(14:15) (Shotgun) Direct snap to D.Henry. C.Davis left end to HST 34 for 39 yards (J.Reid).
21	1	1-10-TEN 25	(5:21) (Shotgun) M.Mariota pass deep right to C.Davis ran ob at TEN 46 for 21 yards.
20	4	1-10-TEN 21	(1:27) (Shotgun) M.Mariota pass short middle to A.Firkser to TEN 41 for 20 yards (B.Peters; P.Kalambayi).
19	1	2-8-TEN 27	(14:21) M.Mariota pass deep right to C.Davis pushed ob at TEN 46 for 19 yards (J.Joseph).
14	2	3-2-HST 26	(12:27) (Shotgun) M.Mariota pass short middle to L.Stocker to HST 12 for 14 yards (B.McKinney, B.Scarlett).
14	2	2-13-TEN 21	(8:01) (Shotgun) M.Mariota scrambles left end pushed ob at TEN 35 for 14 yards (W.Mercilus). HST-B.Dunn was injured during the play. His return is Probable.
13	2	1-10-TEN 20	(1:48) (Shotgun) M.Mariota pass short left to C.Batson to TEN 33 for 13 yards (J.Reid; A.Hal).
13	3	2-8-TEN 24	(7:58) (Shotgun) M.Mariota pass short right to M.Pruitt to TEN 37 for 13 yards (W.Mercilus, J.Joseph).

## Ten Longest Plays for Houston Texans

Yards	Qtr	Play Start	Play Description
97	2	1-10-HST 3	(9:36) L.Miller right guard for 97 yards, TOUCHDOWN.
34	4	2-8-TEN 46	(9:15) D.Watson scrambles up the middle to TEN 12 for 34 yards (J.Brown; K.Byard).
28	1	2-6-HST 44	(1:22) D.Watson pass deep left to D.Hopkins to TEN 28 for 28 yards (K.Vaccaro).
24	2	2-2-HST 46	(:25) (Shotgun) D.Watson pass deep right to D.Hopkins ran ob at TEN 30 for 24 yards.
22	3	3-9-HST 26	(14:25) (Shotgun) D.Watson pass short right to R.Griffin to HST 48 for 22 yards (K.Byard).
21	1	2-9-HST 39	(8:34) L.Miller up the middle to TEN 40 for 21 yards (K.Vaccaro).
15	1	1-10-TEN 27	(6:44) (Shotgun) L.Miller up the middle to TEN 12 for 15 yards (L.Ryan).
15	2	1-10-TEN 15	(15:00) (Shotgun) D.Watson left end for 15 yards, TOUCHDOWN.
14	4	3-3-HST 33	(5:10) (Shotgun) D.Watson pass short right to D.Carter to HST 47 for 14 yards (L.Sims).
13	3	2-20-HST 38	(13:21) (Shotgun) D.Watson pass short left to A.Blue to TEN 49 for 13 yards (W.Woodyard).

## Touchdown Scoring Information

		Offense	Defense	Special Teams
VISITOR	Tennessee Titans	2	0	0
HOME	Houston Texans	4	0	0

## Player Scoring Information

Club	Player	TD	Rush TD	Rec TD	KO TD	Punt TD	Int TD	Fum TD	Misc TD	FG	XP	2Pt Rush	2Pt Rec	Sfty	Points
TEN	J.Smith	0	0	1	0	0	0	0	0	0	0	0	0	0	6
TEN	C.Davis	0	0	1	0	0	0	0	0	0	0	0	0	0	6
TEN	R.Succop	0	0	0	0	0	0	0	0	1	2	0	0	0	5
HST	De.Thomas	0	0	2	0	0	0	0	0	0	0	0	0	0	12
HST	K.Fairbairn	0	0	0	0	0	0	0	0	2	4	0	0	0	10
HST	D.Watson	0	1	0	0	0	0	0	0	0	0	0	0	0	6
HST	L.Miller	0	1	0	0	0	0	0	0	0	0	0	0	0	6

## Possession Detail

	First Half		Second Half		Game	
	Visitor	Home	Visitor	Home	Visitor	Home
Largest Lead	10	14	0	17	10	17
Drives Leading	2	3	0	6	2	9
Time of Possession Leading	4:17	4:27	0:00	17:54	4:17	22:21
Largest Deficit	-14	-10	-17	0	-17	-10
Drives Trailing	3	3	5	0	8	3
Time of Possession Trailing	10:26	7:37	12:06	0:00	22:32	7:37
Times Score Tied Up		0		0		0
Lead Changes		2		0		2

# Playtime Percentage

*Percent of playtime per player on offense, defense and special teams*

Tennessee Titans						Houston Texans					
		Offense	Defense	Special Teams				Offense	Defense	Special Teams	
Q Spain	G	55 100%		3	10%	Z Fulton	G	65 100%		6	20%
J Conklin	T	55 100%		3	10%	K Lamm	T	65 100%		6	20%
J Kline	G	55 100%		3	10%	J Davenport	T	65 100%		6	20%
B Jones	C	55 100%				N Martin	C	65 100%			
M Mariota	QB	55 100%				D Watson	QB	65 100%			
T Lewan	T	54 98%		3	10%	D Hopkins	WR	64 98%			
C Davis	WR	53 96%				D Thomas	WR	54 83%			
J Smith	TE	42 76%		6	20%	S Kelemete	G	53 82%		6	20%
T Sharpe	WR	38 69%				R Griffin	TE	43 66%		10	33%
D Lewis	RB	29 53%				L Miller	RB	40 62%			
C Batson	WR	28 51%		5	17%	J Thomas	TE	33 51%		6	20%
D Henry	RB	27 49%				K Coutee	WR	27 42%			
L Stocker	TE	25 45%		9	30%	A Blue	RB	26 40%		4	13%
A Firkser	TE	13 24%		10	33%	J Akins	TE	25 38%		4	13%
D Jennings	WR	11 20%		20	67%	D Carter	WR	12 18%		10	33%
M Pruitt	TE	8 15%		6	20%	G Mancz	C	12 18%		6	20%
D Kelly	T	2 4%		3	10%	G Howell	RB	1 2%		20	67%
K Byard	FS		65 100%	7	23%	J Reid	SS		49 89%	12	40%
W Woodyard	LB		65 100%	1	3%	K Jackson	CB		49 89%		
K Vaccaro	SS		65 100%	1	3%	T Mathieu	FS		48 87%		
L Ryan	CB		64 98%	5	17%	W Mercilus	LB		47 85%	4	13%
A Jackson	CB		61 94%	10	33%	J Clowney	LB		47 85%		
J Casey	DT		49 75%	1	3%	J Watt	DE		46 84%	4	13%
J Brown	LB		48 74%	7	23%	B McKinney	LB		42 76%		
B Orakpo	LB		41 63%	1	3%	Z Cunningham	LB		41 75%	5	17%
L Sims	CB		39 60%	16	53%	J Joseph	CB		40 73%	3	10%
H Landry	LB		36 55%	15	50%	S Wright	CB		33 60%		
D Jones	DE		36 55%	7	23%	D Reader	NT		30 55%	4	13%
D Morgan	LB		31 48%			A Blackson	DE		28 51%	4	13%
A Johnson	NT		28 43%	10	33%	C Covington	DE		22 40%		
R Evans	LB		27 42%			A Hal	FS		21 38%	11	37%
D Kilgo	NT		13 20%	6	20%	B Dunn	NT		21 38%	4	13%
S Finch	LB		12 18%	26	87%	A Colvin	CB		9 16%	6	20%
B Logan	NT		11 17%	6	20%	B Scarlett	LB		8 15%	19	63%
M Butler	CB		11 17%	3	10%	B Peters	LB		6 11%	24	80%
K Correa	LB		10 15%	14	47%	J Bademosi	CB		6 11%	20	67%
K Durden	CB		3 5%	5	17%	P Kalambayi	LB		6 11%	20	67%
B Trawick	FS			26	87%	M Tyson	CB		6 11%	11	37%
D Bates	LB			26	87%	A Moore	FS			21	70%
K Lewis	FS			22	73%	J Webb	QB			20	67%
W Compton	LB			16	53%	S Coates	WR			13	43%
B Kern	P			9	30%	K Fairbairn	K			12	40%
B Brinkley	LS			9	30%	J Weeks	LS			11	37%
R Succop	K			7	23%	T Daniel	P			11	37%
C Levin	C			3	10%	M Rankin	T			6	20%

# 2018 TENNESSEE TITANS REGULAR SEASON STATISTICS

Won 5, Lost 6

Date	W-L	Score	OT	Opponent	Attendance
09/09	L	20-27		at Miami	65,184
09/16	W	20-17		Houston	62,372
09/23	W	9-6		at Jacksonville	64,015
09/30	W	26-23	OT	Philadelphia	69,013
10/07	L	12-13		at Buffalo	68,202
10/14	L	0-21		Baltimore	64,441
10/21	L	19-20		at L.A. Chargers	84,301
11/05	W	28-14		at Dallas	90,466
11/11	W	34-10		New England	69,363
11/18	L	10-38		at Indianapolis	57,401
11/26	L	17-34		at Houston	71,826
12/02				N.Y. Jets	
12/06				Jacksonville	
12/16				at N.Y. Giants	
12/23				Washington	
12/30				Indianapolis	

Statistic	Tenn.	Opp.
<b>Total First Downs</b>	<b>193</b>	<b>210</b>
Rushing	64	70
Passing	113	127
Penalty	16	13
3rd Down: Made/Att	63/149	54/136
3rd Down Pct.	42.3	39.7
4th Down: Made/Att	6/9	6/11
4th Down Pct.	66.7	54.5
<b>Possession Avg.</b>	<b>30:18</b>	<b>29:42</b>
<b>Total Net Yards</b>	<b>3319</b>	<b>3811</b>
Avg. Per Game	301.7	346.5
Total Plays	654	675
Avg. Per Play	5.1	5.6
<b>Net Yards Rushing</b>	<b>1222</b>	<b>1281</b>
Avg. Per Game	111.1	116.5
Total Rushes	312	290
<b>Net Yards Passing</b>	<b>2097</b>	<b>2530</b>
Avg. Per Game	190.6	230.0
Sacked/Yards Lost	39/244	27/154
Gross Yards	2341	2684
Att./Completions	303/207	358/237
Completion Pct.	68.3	66.2
Had Intercepted	8	6
<b>Punts/Average</b>	<b>51/47.8</b>	<b>48/46.3</b>
Net Punting Avg.	51/41.3	48/38.2
<b>Penalties/Yards</b>	<b>56/502</b>	<b>72/618</b>
<b>Fumbles/Ball Lost</b>	<b>14/5</b>	<b>11/3</b>
<b>Touchdowns</b>	<b>20</b>	<b>25</b>
Rushing	7	8
Passing	12	16
Returns	1	1

Score By Periods	Q1	Q2	Q3	Q4	OT	PTS
Team	56	30	34	69	6	195
Opponents	48	82	40	50	3	223

Scoring	TD	Rush	Rec	Ret	K-PAT	FG	S	PTS
Succop	0	0	0	0	18/18	19/22	0	75
Henry	4	4	0	0			0	24
C. Davis	3	0	3	0			0	18
J. Smith	3	0	3	0			0	18
D. Lewis	2	1	1	0			0	12
Mariota	2	2	0	0			0	12
Sharpe	2	0	2	0			0	12
Cruikshank	1	0	1	0			0	6
Jennings	1	0	0	1			0	6
Stocker	1	0	1	0			0	6
Taylor	1	0	1	0			0	6
Team	20	7	12	1	18/18	19/22	0	195
Opponents	25	8	16	1	25/25	16/19	0	223

2-Pt Conv: TM 0-1, OPP 0-0

**Sacks:** Brown 5, Casey 4.5, Woodyard 3.5, Correa 2.5, Landry 2.5, Ryan 2, Vaccaro 2, Orakpo 1.5, Butler 1, Finch 1, Johnson 1, D. Morgan 0.5, TM 27, OPP 39

**FUM/Lost:** Mariota 7/2, Jackson 2/0, C. Davis 1/0, Henry 1/1, D. Lewis 1/1, J. Smith 1/0, Taylor 1/1

Rushing	No.	Yds	Avg	Long	TD
Henry	118	434	3.7	16	4
D. Lewis	129	428	3.3	36	1
Mariota	53	283	5.3	21	2
C. Davis	3	42	14.0	39	0
Fluellen	4	16	4.0	13	0
Sharpe	1	16	16.0	16	0
Gabbert	2	2	1.0	1	0
Batson	1	1	1.0	1	0
Stocker	1	0	0.0	0	0
<b>Team</b>	<b>312</b>	<b>1222</b>	<b>3.9</b>	<b>39</b>	<b>7</b>
<b>Opponents</b>	<b>290</b>	<b>1281</b>	<b>4.4</b>	<b>97t</b>	<b>8</b>

Receiving	No.	Yds	Avg	Long	TD
C. Davis	49	702	14.3	51	3
D. Lewis	43	311	7.2	37	1
Sharpe	22	259	11.8	19	2
Taylor	21	214	10.2	19	1
J. Smith	18	229	12.7	61t	3
Stocker	11	109	9.9	31	1
Firkser	10	132	13.2	28	0
Henry	10	73	7.3	21	0
Batson	7	75	10.7	26	0
Jennings	5	55	11.0	36	0
Walker	4	52	13.0	16	0
Matthews TM	3	11	3.7	4	0
Pruitt LG	2	32	16.0	19	0
Pruitt TM	2	32	16.0	19	0
Cruikshank	1	66	66.0	66t	1
Mariota	1	21	21.0	21	0
<b>Team</b>	<b>207</b>	<b>2341</b>	<b>11.3</b>	<b>66t</b>	<b>12</b>
<b>Opponents</b>	<b>237</b>	<b>2684</b>	<b>11.3</b>	<b>75t</b>	<b>16</b>

Interceptions	No.	Yds	Avg	Long	TD
Jackson	2	7	3.5	7	0
Byard	2	0	0.0	0	0
Butler	1	34	34.0	34	0
Vaccaro	1	0	0.0	0	0
Team	6	41	6.8	34	0
Opponents	8	130	16.3	54	0

Punting	No.	Yds	Avg	Net	TB	In	Lg	B
Kern	51	2438	47.8	41.3	2	22	62	0
<b>Team</b>	<b>51</b>	<b>2438</b>	<b>47.8</b>	<b>41.3</b>	<b>2</b>	<b>22</b>	<b>62</b>	<b>0</b>
<b>Opponents</b>	<b>48</b>	<b>2223</b>	<b>46.3</b>	<b>38.2</b>	<b>10</b>	<b>19</b>	<b>68</b>	<b>0</b>

Punt Returns	Ret	FC	Yds	Avg	Long	TD
Jackson	11	6	106	9.6	26	0
Matthews TM	4	0	38	9.5	18	0
Williams TM	4	1	47	11.8	38	0
Batson	1	1	0	0.0	0	0
<b>Team</b>	<b>20</b>	<b>8</b>	<b>191</b>	<b>9.6</b>	<b>38</b>	<b>0</b>
<b>Opponents</b>	<b>26</b>	<b>8</b>	<b>290</b>	<b>11.2</b>	<b>51</b>	<b>0</b>

Kickoff Returns	No.	Yds	Avg	Long	TD
Jennings	14	487	34.8	94t	1
<b>Team</b>	<b>14</b>	<b>487</b>	<b>34.8</b>	<b>94t</b>	<b>1</b>
<b>Opponents</b>	<b>13</b>	<b>390</b>	<b>30.0</b>	<b>102t</b>	<b>1</b>

Field Goals	1-19	20-29	30-39	40-49	50+
Succop	0/0	3/4	9/9	4/5	3/4
<b>Team</b>	<b>0/0</b>	<b>3/4</b>	<b>9/9</b>	<b>4/5</b>	<b>3/4</b>
<b>Opponents</b>	<b>0/0</b>	<b>5/5</b>	<b>5/6</b>	<b>5/5</b>	<b>1/3</b>

Succop: (47G,53G) (42G,31G) (39G,48N,36G,28G) (42G, 33G) (25G,54G,39G,50G) () (28G,33G,51N) (28N) (33G,31G) (42G) (31G)  
 OPP: (27G,30G) (54N,34G) (46G,38G) (27G,30G,37G) (40G,46G) () (29G,28G) (38N) (52G,52N) (22G) (43G,47G)

Passing	Att	Cmp	Yds	Cmp%	Yds/Att	TD	TD%	Int	Int%	Long	Sack/Lost	Rating
Mariota	239	168	1886	70.3	7.89	9	3.8	6	2.5	61t	35/211	95.6
Gabbert	61	36	360	59.0	5.90	2	3.3	2	3.3	28	4/33	73.1
Byard	1	1	66	100.0	66.00	1	100.0	0	0.0	66t	0/0	158.3
Henry	1	1	8	100.0	8.00	0	0.0	0	0.0	8	0/0	100.0
Jennings	1	1	21	100.0	21.00	0	0.0	0	0.0	21	0/0	118.8
<b>Team</b>	<b>303</b>	<b>207</b>	<b>2341</b>	<b>68.3</b>	<b>7.73</b>	<b>12</b>	<b>4.0</b>	<b>8</b>	<b>2.6</b>	<b>66t</b>	<b>39/244</b>	<b>93.4</b>
<b>Opponents</b>	<b>358</b>	<b>237</b>	<b>2684</b>	<b>66.2</b>	<b>7.50</b>	<b>16</b>	<b>4.5</b>	<b>6</b>	<b>1.7</b>	<b>75t</b>	<b>27/154</b>	<b>96.4</b>

## **TITANS RALLY FOR WILD 26-22 WIN OVER JETS AT NISSAN STADIUM**

**BY JIM WYATT  
TITANS ONLINE  
DECEMBER 2, 2018**

NASHVILLE, Tenn. — Things didn't look good for the Titans for most the game on Sunday.

They trailed from the beginning, until nearly the end.

But in a New York minute, everything changed. The Titans made plays when it mattered most, and pulled out an improbable win.

"It's an amazing feeling," Titans tight end Jonnu Smith said. "It started out ugly, no doubt. But that's what this game is about. You just have to keep playing hard, and good things will happen. We battled until the end today."

The Titans rallied for 26-22 win over the Jets after trailing 16-0 early, and 22-13 heading into the fourth quarter.

Quarterback Marcus Mariota connected with receiver Corey Davis for an 11-yard touchdown with 36 seconds, capping a six-play, 86-yard drive that took 1:10.

It was the 12th game-winning drive in the fourth quarter or overtime in Mariota's career, and the eighth in the past two seasons. The Titans took over with just 1:46 left, trailing 22-19. Mariota guided a six-play, 86-yard drive that included the third down completion to Davis.

"I believe in every single one of those guys, and I knew the guys up front were going to give us a chance, and the guys outside were going to find a way to get open," Mariota said. "Guys just made plays, and we were able to get it done. It wasn't pretty, but sometimes you have to win like that in this league."

The Titans improved to 6-6 with the win. The Titans face the Jaguars on Thursday night at Nissan Stadium.

Cornerback Malcolm Butler sealed the win with an interception.

"We never try to use 'must win,' but like coach preached yesterday, we win and we're back in it," Titans receiver Taywan Taylor said. "That was our motto — just win this game, and move on to the next game and see how that goes. We got a great win today, and it feels good, putting us back in the race."

"Now we got momentum ... but we have to get ready for a short week against the Jags."

The Titans looked bad early, falling behind 16-0.

After a 54-yard field goal by kicker Jason Myers, disaster struck on the Titans next possession when Mariota was intercepted by Jets cornerback Trumaine Johnson, who returned it for a touchdown. The Jets stretched the lead to 16-0 on two more field goals by Myers in the second quarter.

The Titans finally got in the scoreboard late in the second quarter on a 12-yard touchdown pass from Mariota to tight end Anthony Firkser. A 22-yard pass from Mariota to Davis, followed by a 14-yard run by Mariota, put the drive in motion. But the extra point was blocked, and the Titans trailed 16-6 at the half.

The Jets extended the lead to 19-6 early in the third quarter on another field goal by Myers.

But the Titans responded with a six-play, 75-yard drive that was capped off with a one-yard touchdown run by Derrick Henry, which made it 19-13 with 7:44 left in the third quarter. Mariota connected with receiver Tajae Sharpe for completions of 20 and 28 yards on the drive, which ended with a pair of nice runs by Henry.

After another field goal from Myers made it 22-13 at the end of the third quarter, the Titans cut the lead to 22-16 on a 24-yard field goal by kicker Ryan Succop, and then trimmed it to

22-19 with 5:39 left on another Succop kick. Both field goals were set up by long completions from Mariota to Taylor.

The Titans then rallied for the win.

The Titans were just 1-of-11 on third down in the contest on a day when Mariota was 20-of-35 for 282 yards, with two touchdowns and an interception. Mariota also ran for 43 yards on four carries, including a 27-yard run.

"I give the players all the credit in the world," Titans coach Mike Vrabel said. "It wasn't pretty. We talked about not beating the Titans, and unfortunately, we did our best early on out there to beat the Titans. Then, for the defense to be able to do what they did, continue to get stops, give our offense a chance at the end of the first half to get some points, and then to keep slugging away in the second half."

"It sure beats losing. I don't know what to tell you, but we're going to try to get back to work early and enjoy this here. But, we've got a heck of a challenge on Thursday night."

###

# Week 13

## National Football League Game Summary

NFL Copyright © 2018 by The National Football League. All rights reserved. This summary and play-by-play is for the express purpose of assisting media in their coverage of the game; any other use of this material is prohibited without the written permission of the National Football League. Updated: 12/5/2018

Date: Sunday, 12/2/2018 New York Jets at Tennessee Titans Start Time: 3:05 PM Central  
at Nissan Stadium, Nashville, TN

### Game Day Weather

Game Weather: Sunny Temp: 70° F (21.1° C) Humidity: 26%, Wind: SW 13 mph  
Played Outdoors on Turf: Grass Outdoor Weather: Sunny, Wind Chill: 70

### Officials

Referee: Boger, Jerome (23) Umpire: Schuster, Bill (129) Down Judge: Carr, Mike (63)  
Line Judge: Baynes, Rusty (59) Field Judge: Shaw, Dale (104) Side Judge: Monroe, Jonah (120)  
Back Judge: Steratore, Tony (112) Replay Official: McGrath, John (0)

### Lineups

New York Jets				Tennessee Titans			
Offense		Defense		Offense		Defense	
WR	11 R.Anderson	DL	92 L.Williams	WR	19 T.Sharpe	DE	90 D.Jones
LT	68 K.Beachum	DL	99 S.McLendon	WR	17 C.Batson	DT	99 J.Casey
LG	70 D.Dozier	DL	98 M.Pennel	LT	77 T.Lewan	OLB	91 D.Morgan
C	78 J.Harrison	OLB	96 H.Anderson	LG	67 Q.Spain	ILB	59 W.Woodyard
RG	67 B.Winters	ILB	58 D.Lee	C	60 B.Jones	ILB	55 J.Brown
RT	72 B.Shell	ILB	54 A.Williamson	RG	64 J.Kline	OLB	98 B.Orakpo
TE	89 C.Herndon	OLB	41 B.Skrine	RT	78 J.Conklin	CB	25 A.Jackson
WR	10 J.Kearse	CB	22 T.Johnson	TE	88 L.Stocker	CB	26 L.Ryan
WR	81 Q.Enunwa	CB	21 M.Claiborne	WR	84 C.Davis	SS	24 K.Vaccaro
QB	15 J.McCown	SS	33 J.Adams	QB	8 M.Mariota	FS	31 K.Byard
RB	20 I.Crowell	FS	27 D.Roberts	RB	33 D.Lewis	CB	21 M.Butler

### Substitutions

K 2 J.Myers, P 4 L.Edwards, WR 17 C.Peake, WR 19 A.Roberts, S 23 T.Brooks, RB 25 E.McGuire, CB 30 R.Robinson, RB 40 T.Cannon, LS 42 T.Hennessy, CB 43 P.Nickerson, S 45 R.Miles, LB 46 N.Hewitt, LB 48 J.Jenkins, LB 50 F.Luvu, LB 51 B.Copeland, LB 56 K.Pierre-Louis, OL 79 B.Qvale, TE 83 E.Tomlinson, TE 86 J.Leggett, LB 93 T.Basham, DL 97 N.Shepherd

### Substitutions

K 4 R.Succop, P 6 B.Kern, QB 7 B.Gabbert, WR 13 T.Taylor, WR 15 D.Jennings, RB 22 D.Henry, S 28 K.Lewis, CB 36 L.Sims, S 41 B.Trawick, DB 46 J.Kalu, LS 48 B.Brinkley, LB 51 W.Compton, LB 53 D.Bates, LB 54 R.Evans, OLB 56 S.Finch, OLB 58 H.Landry, C/G 62 C.Levin, T/G 71 D.Kelly, TE 81 J.Smith, TE 85 M.Pruitt, TE 86 A.Firkser, DL 94 A.Johnson, DL 96 B.Logan, NT 97 D.Kilgo

### Did Not Play

QB 5 D.Webb, WR 18 D.Burnett, C 61 S.Long

### Did Not Play

### Not Active

QB 14 S.Darnold, CB 31 D.Jones, DB 34 J.Clark, LB 55 J.Attachu, G 69 B.Braden, WR 82 R.Matthews, DL 94 F.Fatukasi

### Not Active

DB 29 D.Cruikshank, RB 32 D.Fluellen, RB 39 D.Dawkins, OLB 44 K.Correa, G 61 A.Stinnie, T 69 T.Marz, DE 92 M.Dickerson

### Field Goals (made ( ) & missed)

J.Myers		(54)	(34)	(43)	(39)	(39)	R.Succop		(24)	(33)		
							1	2	3	4	OT	Total
VISITOR:	New York Jets						10	6	6	0	0	22
HOME:	Tennessee Titans						0	6	7	13	0	26

### Scoring Plays

Team	Qtr	Time	Play Description (Extra Point) (Drive Info)	Visitor	Home
Jets	1	9:35	J.Myers 54 yd. Field Goal (8-25, 3:43)	3	0
Jets	1	7:59	T.Johnson 31 yd. interception return (J.Myers kick)	10	0
Jets	2	11:41	J.Myers 34 yd. Field Goal (14-59, 6:51)	13	0
Jets	2	2:51	J.Myers 43 yd. Field Goal (4--7, 2:11)	16	0
Titans	2	0:57	A.Firkser 12 yd. pass from M.Mariota (kick blocked) (6-68, 1:54)	16	6
Jets	3	10:39	J.Myers 39 yd. Field Goal (6-39, 2:28)	19	6
Titans	3	7:44	D.Henry 1 yd. run (R.Succop kick) (6-75, 2:55)	19	13
Jets	3	0:26	J.Myers 39 yd. Field Goal (15-55, 7:18)	22	13
Titans	4	9:29	R.Succop 24 yd. Field Goal (8-58, 4:08)	22	16



# Week 13

## National Football League Game Summary

NFL Copyright © 2018 by The National Football League. All rights reserved. This summary and play-by-play is for the express purpose of assisting media in their coverage of the game; any other use of this material is prohibited without the written permission of the National Football League. Updated: 12/5/2018

Titans	4	5:39	R.Succop 33 yd. Field Goal (5-50, 1:43)	22	19
Titans	4	0:36	C.Davis 11 yd. pass from M.Mariota (R.Succop kick) (6-86, 1:10)	22	26
Paid Attendance: 60,904				Time: 3:17	

## Final Individual Statistics

## New York Jets

RUSHING	ATT	YDS	AVG	LG	TD
I.Crowell	21	98	4.7	27	0
E.McGuire	6	19	3.2	7	0
T.Cannon	4	18	4.5	8	0
A.Roberts	1	18	18.0	18	0
J.McCown	1	3	3.0	3	0
Total	33	156	4.7	27	0

PASSING	ATT	CMP	YDS	SK/YD	TD	LG	IN	RT
J.McCown	30	17	128	2/4	0	20	1	53.2
Total	30	17	128	2/4	0	20	1	53.2

PASS RECEIVING	TAR	REC	YDS	AVG	LG	TD
R.Anderson	7	4	48	12.0	16	0
I.Crowell	5	4	9	2.3	7	0
C.Herndon	6	2	31	15.5	20	0
J.Leggett	2	2	18	9.0	10	0
Q.Enunwa	6	2	9	4.5	7	0
A.Roberts	1	1	10	10.0	10	0
T.Cannon	1	1	7	7.0	7	0
E.McGuire	2	1	-4	-4.0	-4	0
Total	30	17	128	7.5	20	0

INTERCEPTIONS	NO	YDS	AVG	LG	TD
T.Johnson	1	31	31.0	31	1
Total	1	31	31.0	31	1

PUNTING	NO	YDS	AVG	NET	TB	IN20	LG
L.Edwards	6	267	44.5	37.8	2	1	67
Total	6	267	44.5	37.8	2	1	67

PUNT RETURNS	NO	YDS	AVG	FC	LG	TD
A.Roberts	1	4	4.0	2	4	0
[OUT OF BOUNDS]	2	0	0.0	0	0	0
[TOUCHBACK]	1	0	0.0	0	0	0
Total	1	4	4.0	2	4	0

KICKOFF RETURNS	NO	YDS	AVG	FC	LG	TD
A.Roberts	2	82	41.0	0	59	0
[TOUCHBACK]	4	0	0.0	0	0	0
Total	2	82	41.0	0	59	0

## Tennessee Titans

RUSHING	ATT	YDS	AVG	LG	TD
M.Mariota	4	43	10.8	27	0
D.Henry	10	40	4.0	12	1
D.Lewis	6	36	6.0	11	0
C.Davis	1	12	12.0	12	0
B.Gabbert	1	-1	-1.0	-1	0
Total	22	130	5.9	27	1

PASSING	ATT	CMP	YDS	SK/YD	TD	LG	IN	RT
M.Mariota	35	20	282	3/9	2	55	1	90.4
Total	35	20	282	3/9	2	55	1	90.4

PASS RECEIVING	TAR	REC	YDS	AVG	LG	TD
T.Taylor	5	3	104	34.7	55	0
T.Sharpe	6	3	51	17.0	28	0
C.Davis	7	3	42	14.0	22	1
A.Firkser	3	3	42	14.0	25	1
J.Smith	3	2	29	14.5	18	0
D.Henry	2	2	5	2.5	4	0
D.Lewis	3	2	-2	-1.0	2	0
C.Batson	2	1	7	7.0	7	0
M.Pruitt	1	1	4	4.0	4	0
D.Jennings	1	0	0	0.0	0	0
Total	33	20	282	14.1	55	2

INTERCEPTIONS	NO	YDS	AVG	LG	TD
M.Butler	1	0	0.0	0	0
Total	1	0	0.0	0	0

PUNTING	NO	YDS	AVG	NET	TB	IN20	LG
B.Kern	6	266	44.3	34.6	1	1	53
[BLOCKED]	1	0	0.0	0	0	0	0
Total	7	266	38.0	34.6	1	1	53

PUNT RETURNS	NO	YDS	AVG	FC	LG	TD
A.Jackson	0	0	0.0	2	0	0
[DOWNED]	1	0	0.0	0	0	0
[OUT OF BOUNDS]	1	0	0.0	0	0	0
[TOUCHBACK]	2	0	0.0	0	0	0
Total	0	0	0.0	2	0	0

KICKOFF RETURNS	NO	YDS	AVG	FC	LG	TD
D.Jennings	1	35	35.0	0	35	0
[TOUCHBACK]	6	0	0.0	0	0	0
Total	1	35	35.0	0	35	0

## New York Jets

FUMBLES	FUM	LOST	OWN-REC	YDS	TD	FORCED	OPP-REC	YDS	TD	OUT-BDS
J.Adams	0	0	0	0	0	1	0	0	0	0
Total	0	0	0	0	0	1	0	0	0	0

## Tennessee Titans

FUMBLES	FUM	LOST	OWN-REC	YDS	TD	FORCED	OPP-REC	YDS	TD	OUT-BDS
M.Mariota	2	0	1	0	0	0	0	0	0	0
D.Lewis	0	0	1	0	0	0	0	0	0	0
Total	2	0	2	0	0	0	0	0	0	0

## Final Team Statistics

	Visitor Jets	Home Titans
TOTAL FIRST DOWNS	15	22
By Rushing	6	6
By Passing	8	11
By Penalty	1	5
THIRD DOWN EFFICIENCY	3-14-21%	1-11-9%
FOURTH DOWN EFFICIENCY	0-0-0%	0-0-0%
TOTAL NET YARDS	280	403
Total Offensive Plays (inc. times thrown passing)	65	60
Average gain per offensive play	4.3	6.7
NET YARDS RUSHING	156	130
Total Rushing Plays	33	22
Average gain per rushing play	4.7	5.9
Tackles for a loss-number and yards	0-0	2-2
NET YARDS PASSING	124	273
Times thrown - yards lost attempting to pass	2-4	3-9
Gross yards passing	128	282
PASS ATTEMPTS-COMPLETIONS-HAD INTERCEPTED	30-17-1	35-20-1
Avg gain per pass play (inc.# thrown passing)	3.9	7.2
KICKOFFS Number-In End Zone-Touchbacks	7-7-6	6-5-4
PUNTS Number and Average	6-44.5	7-38.0
Had Blocked	0	1
FGs - PATs Had Blocked	0-0	0-1
Net Punting Average	37.8	34.6
TOTAL RETURN YARDAGE (Not Including Kickoffs)	35	0
No. and Yards Punt Returns	1-4	0-0
No. and Yards Kickoff Returns	2-82	1-35
No. and Yards Interception Returns	1-31	1-0
PENALTIES Number and Yards	11-96	8-75
FUMBLES Number and Lost	0-0	2-0
TOUCHDOWNS	1	3
Rushing	0	1
Passing	0	2
Interceptions	1	0
EXTRA POINTS Made-Attempts	1-1	2-3
Kicking Made-Attempts	1-1	2-3
FIELD GOALS Made-Attempts	5-5	2-2
RED ZONE EFFICIENCY	0-3-0%	3-5-60%
GOAL TO GO EFFICIENCY	0-0-0%	1-3-33%
SAFETIES	0	0
FINAL SCORE	22	26
TIME OF POSSESSION	33:22	26:38

# Ball Possession And Drive Chart

## New York Jets

#	Time Recd	Time Lost	Time Poss	How Ball Obtained	Drive Began	# Play	Yds Gain	Yds Pen	Net Yds	1st Down	Last Scrm	How Given Up
1	13:18	9:35	3:43	Punt	NYJ 39	8	35	-10	25	2	TEN 36	Field Goal
2	3:32	11:41	6:51	Punt	NYJ 25	14	74	-15	59	5	* TEN 16	Field Goal
3	8:21	6:17	2:04	Punt	NYJ 20	3	8	0	8	0	NYJ 28	Punt
4	5:02	2:51	2:11	Blocked Punt	TEN 18	4	3	-10	-7	0	* TEN 25	Field Goal
5	0:57	0:00	0:57	Kickoff	NYJ 25	2	7	-10	-3	0	NYJ 18	End of Half
6	15:00	13:47	1:13	Kickoff	TEN 42	3	2	0	2	0	TEN 40	Punt
7	13:07	10:39	2:28	Punt	NYJ 40	6	39	0	39	2	* TEN 21	Field Goal
8	7:44	0:26	7:18	Kickoff	NYJ 24	15	65	-10	55	4	TEN 21	Field Goal
9	14:38	13:37	1:01	Punt	NYJ 10	3	2	0	2	0	NYJ 12	Punt
10	9:29	7:22	2:07	Kickoff	NYJ 25	3	4	0	4	0	NYJ 29	Punt
11	5:39	3:53	1:46	Kickoff	NYJ 25	3	8	0	8	0	NYJ 33	Punt
12	3:13	1:46	1:27	Punt	NYJ 22	4	13	5	18	1	NYJ 40	Punt
13	0:36	0:20	0:16	Kickoff	NYJ 25	2	20	0	20	1	NYJ 45	Interception

(420) Average NYJ 32

## Tennessee Titans

#	Time Recd	Time Lost	Time Poss	How Ball Obtained	Drive Began	# Play	Yds Gain	Yds Pen	Net Yds	1st Down	Last Scrm	How Given Up
1	15:00	13:18	1:42	Kickoff	TEN 25	3	1	-5	-4	0	TEN 21	Punt
2	9:35	7:59	1:36	Kickoff	TEN 25	3	6	0	6	0	TEN 31	Interception
3	7:59	3:32	4:27	Kickoff	TEN 25	5	22	-15	7	1	TEN 32	Punt
4	11:41	8:21	3:20	Kickoff	TEN 25	6	30	-5	25	2	50	Punt
5	6:17	5:02	1:15	Punt	TEN 36	3	5	-15	-10	0	TEN 26	Blocked Punt
6	2:51	0:57	1:54	Kickoff	TEN 32	6	62	6	68	4	* NYJ 12	Touchdown
7	13:47	13:07	0:40	Punt	TEN 20	3	4	0	4	0	TEN 24	Punt
8	10:39	7:44	2:55	Kickoff	TEN 25	6	75	0	75	5	* NYJ 1	Touchdown
9	0:26	14:38	0:48	Kickoff	TEN 25	4	25	0	25	1	50	Punt
10	13:37	9:29	4:08	Punt	TEN 36	8	53	5	58	3	* NYJ 6	Field Goal
11	7:22	5:39	1:43	Punt	TEN 35	5	50	0	50	1	* NYJ 15	Field Goal
12	3:53	3:13	0:40	Punt	TEN 20	3	5	0	5	0	TEN 25	Punt
13	1:46	0:36	1:10	Punt	TEN 14	6	66	20	86	5	* NYJ 11	Touchdown
14	0:20	0:00	0:20	Interception	TEN 11	1	-1	0	-1	0	TEN 11	End of Game

(354) Average TEN 25

\* inside opponent's 20

Time of Possession by Quarter		1st	2nd	3rd	4th	OT	Total
Visitor	New York Jets	7:15	8:31	10:59	6:37		33:22
Home	Tennessee Titans	7:45	6:29	4:01	8:23		26:38
Kickoff Drive No.-Start Average		Jets: 6 - NYJ 30			Titans: 7 - TEN 26		

# Final Defensive Statistics

## New York Jets

### Regular Defensive Plays

### Special Teams

### Misc

	TKL	AST	COMB	SK	/ YDS	TFL	Q	IN	PD	FF	FR	TKL	AST	FF	FR	BL	TKL	AST	FF	FR
J.Adams	10	1	11	1	0	0	1	0	0	1	0	0	0	0	0	0	0	0	0	0
A.Williamson	5	4	9	0	0	0	0	0	0	0	0	0	0	0	0	0	0	0	0	0
D.Lee	3	4	7	0	0	2	0	0	0	0	0	0	0	0	0	0	0	0	0	0
J.Jenkins	4	0	4	1	5	1	2	0	0	0	0	0	0	0	0	0	0	0	0	0
M.Pennel	1	3	4	0	0	0	0	0	1	0	0	0	0	0	0	0	0	0	0	0
T.Johnson	3	0	3	0	0	0	0	1	1	0	0	0	0	0	0	0	0	0	0	0
D.Roberts	3	0	3	0	0	0	0	0	0	0	0	0	0	0	0	0	0	0	0	0
M.Claiborne	3	0	3	0	0	0	0	0	0	0	0	0	0	0	0	0	0	0	0	0
F.Luvu	1	1	2	1	4	1	1	0	0	0	0	0	0	0	0	0	0	0	0	0
B.Copeland	0	2	2	0	0	0	0	0	0	0	0	0	0	0	0	0	0	0	0	0
R.Robinson	1	0	1	0	0	0	0	0	0	0	0	0	0	0	0	0	0	0	0	0
H.Anderson	0	1	1	0	0	0	2	0	0	0	0	0	0	0	0	1	0	0	0	0
L.Williams	0	1	1	0	0	0	1	0	0	0	0	0	0	0	0	0	0	0	0	0
N.Shepherd	0	1	1	0	0	0	0	0	0	0	0	0	0	0	0	0	0	0	0	0
B.Skrine	0	0	0	0	0	0	0	0	1	0	0	0	0	0	0	0	0	0	0	0
N.Hewitt	0	0	0	0	0	0	0	0	0	0	0	1	0	0	0	0	0	0	0	0
K.Pierre-Louis	0	0	0	0	0	0	0	0	0	0	0	0	0	0	0	1	0	0	0	0
C.Herndon	0	0	0	0	0	0	0	0	0	0	0	0	0	0	0	0	1	0	0	0
Total	34	18	52	3	9	4	7	1	3	1	0	1	0	0	0	2	1	0	0	0

TKL = Tackle AST = Assist COMB = Combined QH=QB Hit IN = Interception PD = Pass Defense FF = Forced Fumble FR = Fumble Recovery

## Tennessee Titans

### Regular Defensive Plays

### Special Teams

### Misc

	TKL	AST	COMB	SK	/ YDS	TFL	QH	IN	PD	FF	FR	TKL	AST	FF	FR	BL	TKL	AST	FF	FR
R.Evans	6	2	8	0	0	0	0	0	0	0	0	0	0	0	0	0	0	0	0	0
A.Jackson	7	0	7	0	0	0	0	0	0	0	0	0	0	0	0	0	0	0	0	0
W.Woodyard	1	6	7	0	0	0	0	0	0	0	0	0	0	0	0	0	0	0	0	0
L.Ryan	4	2	6	0	0	0	0	0	1	0	0	0	0	0	0	0	0	0	0	0
M.Butler	3	3	6	0	0	1	0	1	1	0	0	0	0	0	0	0	0	0	0	0
H.Landry	3	3	6	0	0	0	0	0	0	0	0	0	0	0	0	0	0	0	0	0
J.Brown	4	1	5	1	1	1	1	0	1	0	0	0	0	0	0	0	0	0	0	0
K.Byard	2	3	5	0	0	0	1	0	0	0	0	1	0	0	0	0	0	0	0	0
J.Casey	3	1	4	1	3	1	1	0	0	0	0	0	0	0	0	0	0	0	0	0
D.Morgan	3	0	3	0	0	0	0	0	0	0	0	0	0	0	0	0	0	0	0	0
D.Jones	1	2	3	0	0	0	0	0	0	0	0	0	0	0	0	0	0	0	0	0
K.Vaccaro	1	1	2	0	0	0	1	0	1	0	0	0	0	0	0	0	0	0	0	0
S.Finch	1	0	1	0	0	1	1	0	0	0	0	0	1	0	0	0	0	0	0	0
L.Sims	1	0	1	0	0	0	0	0	0	0	0	1	0	0	0	0	0	0	0	0
B.Logan	1	0	1	0	0	0	0	0	0	0	0	0	0	0	0	0	0	0	0	0
A.Johnson	0	1	1	0	0	0	0	0	0	0	0	0	0	0	0	0	0	0	0	0
B.Orakpo	0	0	0	0	0	0	1	0	1	0	0	0	0	0	0	0	0	0	0	0
K.Lewis	0	0	0	0	0	0	0	0	0	0	0	1	0	0	0	0	0	0	0	0
D.Jennings	0	0	0	0	0	0	0	0	0	0	0	0	1	0	0	0	0	0	0	0
D.Lewis	0	0	0	0	0	0	0	0	0	0	0	0	0	0	0	0	0	0	0	1
M.Mariota	0	0	0	0	0	0	0	0	0	0	0	0	0	0	0	0	0	0	0	1
Total	41	25	66	2	4	4	6	1	5	0	0	3	2	0	0	0	0	0	0	2

### PERIOD SCORES

Jets	15:46
Titans	14:14

## TIME OF POSSESSION

## – Scoring Plays

	New York Jets	Tennessee Titans
TOTAL FIRST DOWNS	7	7
First Downs Rushing-Passing-by Penalty	2 - 5 - 0	2 - 3 - 2
THIRD DOWN EFFICIENCY	1-5-20%	0-5-0%
TOTAL NET YARDS	127	126
Total Offensive Plays	28	26
NET YARDS RUSHING	47	68
NET YARDS PASSING	80	58
Gross Yards Passing	80	62
Times thrown-yards lost attempting to pass	0-0	1-4
Pass Attempts-Completions-Had Intercepted	13 - 10 - 0	14 - 10 - 1
Punts-Number and Average	1 - 36	4 - 34.3
Penalties-Number and Yards	7 - 61	5 - 50
Fumbles-Number and Lost	0 - 0	0 - 0
Red Zone Efficiency	0-2-0%	1-1-100%
Average Drive Start	NYJ 38	TEN 28

[illegible]



12/2/2018 at Nissan Stadium

## First Half Summary

[illegible]

Play By Play

First Quarter

12/2/2018

NYJ wins the coin toss and elects to defer. TEN elects to Receive, and NYJ elects to defend the north goal.

J.Myers kicks 65 yards from NYJ 35 to end zone, Touchback.

Tennessee Titans at 15:00

- 1-10-TEN 25 (15:00) (Shotgun) M.Mariota pass incomplete short middle to C.Davis.
- 2-10-TEN 25 (14:55) D.Lewis left tackle to TEN 30 for 5 yards (J.Adams, L.Williams).
- 3-5-TEN 30 (14:17) (Shotgun) PENALTY on TEN-Q.Spain, False Start, 5 yards, enforced at TEN 30 - No Play.
- 3-10-TEN 25 (13:59) (Shotgun) M.Mariota sacked at TEN 21 for -4 yards (F.Luvu).
- 4-14-TEN 21 (13:27) (Punt formation) B.Kern punts 44 yards to NYJ 35, Center-B.Brinkley. A.Roberts pushed ob at NYJ 39 for 4 yards (K.Lewis).

New York Jets at 13:18

- 1-10-NYJ 39 (13:18) (Shotgun) J.McCown pass short left to Q.Enunwa pushed ob at NYJ 46 for 7 yards (L.Ryan).
- 2-3-NYJ 46 (13:00) (Shotgun) T.Cannon left end to TEN 49 for 5 yards (W.Woodyard, L.Ryan).
- 1-10-TEN 49 (12:35) I.Crowell up the middle to TEN 44 for 5 yards (K.Byard; R.Evans).
- 2-5-TEN 44 (12:00) (Shotgun) J.McCown pass short right to R.Anderson pushed ob at TEN 36 for 8 yards (A.Jackson).
- 1-10-TEN 36 (11:30) J.McCown pass short left to I.Crowell pushed ob at TEN 36 for no gain (D.Morgan).
- PENALTY on NYJ-B.Shell, Offensive Holding, 10 yards, enforced at TEN 36 - No Play.
- 1-20-TEN 46 (11:13) E.McGuire left tackle to TEN 39 for 7 yards (K.Byard; M.Butler).
- 2-13-TEN 39 (10:28) I.Crowell right guard to TEN 36 for 3 yards (R.Evans, K.Vaccaro).
- 3-10-TEN 36 (9:47) (Shotgun) J.McCown pass incomplete deep left to R.Anderson.
- 4-10-TEN 36 (9:40) (Field Goal formation) J.Myers 54 yard field goal is GOOD, Center-T.Hennessy, Holder-L.Edwards.

NYJ 3 TEN 0, 8 plays, 25 yards, 3:43 drive, 5:25 elapsed

J.Myers kicks 65 yards from NYJ 35 to end zone, Touchback.

Tennessee Titans at 9:35

- 1-10-TEN 25 (9:35) D.Henry left tackle to TEN 27 for 2 yards (J.Jenkins, D.Lee).
- 2-8-TEN 27 (8:53) D.Lewis right guard to TEN 31 for 4 yards (A.Williamson).
- 3-4-TEN 31 (8:09) (Shotgun) M.Mariota pass short right intended for C.Batson INTERCEPTED by T.Johnson [H.Anderson] at TEN 31. T.Johnson for 31 vards, TOUCHDOWN.

New York Jets at 7:59

J.Myers extra point is GOOD, Center-T.Hennessy, Holder-L.Edwards.

NYJ 10 TEN 0, 0 plays, 31 yards, 0:00 drive , 7:01 elapsed

J.Myers kicks 65 yards from NYJ 35 to end zone, Touchback.

Tennessee Titans at 7:59

- 1-10-TEN 25 (7:59) M.Mariota pass short left to D.Lewis to TEN 21 for -4 yards (D.Lee).
- 2-14-TEN 21 (7:14) (Shotgun) M.Mariota pass short left to C.Davis to TEN 30 for 9 yards (D.Lee).
- 3-5-TEN 30 (6:34) (Shotgun) M.Mariota sacked at TEN 25 for -5 yards (H.Anderson).
- PENALTY on NYJ-M.Claiborne, Defensive Holding, 5 yards, enforced at TEN 30 - No Play.
- 1-10-TEN 35 (6:12) D.Henry right tackle to TEN 34 for -1 yards (F.Luvu).
- PENALTY on TEN-T.Lewan, Offensive Holding, 10 yards, enforced at TEN 35 - No Play.
- 1-20-TEN 25 (5:51) (Shotgun) M.Mariota pass short right to C.Batson pushed ob at TEN 45 for 20 yards (D.Roberts).
- PENALTY on TEN-C.Davis, Illegal Block Above the Waist, 10 yards, enforced at TEN 25 - No Play.
- 1-30-TEN 15 (5:23) (Shotgun) M.Mariota pass short middle to D.Henry to TEN 19 for 4 yards (A.Williamson, D.Lee).
- 2-26-TEN 19 (4:38) D.Lewis right guard to TEN 30 for 11 yards (D.Roberts, B.Copeland).
- 3-15-TEN 30 (4:06) (No Huddle, Shotgun) M.Mariota pass short left to D.Lewis to TEN 32 for 2 yards (A.Williamson, F.Luvu).
- 4-13-TEN 32 (3:38) (Punt formation) B.Kern punts 43 yards to NYJ 25, Center-B.Brinkley, out of bounds.

New York Jets at 3:32

- 1-10-NYJ 25 (3:32) J.McCown pass short left to I.Crowell to NYJ 32 for 7 yards (H.Landry).
- 2-3-NYJ 32 (2:59) I.Crowell up the middle to NYJ 36 for 4 yards (R.Evans).
- 1-10-NYJ 36 (2:26) I.Crowell left guard to NYJ 36 for no gain (B.Logan).
- 2-10-NYJ 36 (1:48) (Shotgun) J.McCown pass short right to T.Cannon to NYJ 43 for 7 yards (H.Landry).
- 3-3-NYJ 43 (1:05) (Shotgun) J.McCown pass short middle to R.Anderson pushed ob at TEN 41 for 16 yards (A.Jackson).
- PENALTY on NYJ-R.Anderson, Unsportsmanlike Conduct, 15 yards, enforced between downs.
- 1-10-NYJ 44 (:43) I.Crowell right guard to NYJ 45 for 1 yard (D.Morgan, D.Jones).

R1

P2

X1

R3

P4

New York Jets vs Tennessee Titans at Nissan Stadium

END OF QUARTER

	Score	Time Poss	First Downs				Efficiencies	
			R	P	X	T	3 Down	4 Down
New York Jets	10	7:15	2	2	0	4	1/2	0/0
Tennessee Titans	0	7:45	0	0	1	1	0/3	0/0

## Play By Play

## Second Quarter

12/2/2018

New York Jets continued.

2-9-NYJ 45	(15:00) J.McCown pass deep left to R.Anderson ran ob at TEN 39 for 16 yards.	P5
<u>1-10-TEN 39</u>	(14:30) I.Crowell right guard to TEN 39 for no gain (R.Evans).	
2-10-TEN 39	(13:47) (Shotgun) J.McCown pass short right to A.Roberts pushed ob at TEN 29 for 10 yards (M.Butler).	P6
<u>1-10-TEN 29</u>	(13:09) (Shotgun) J.McCown pass short right to C.Herndon pushed ob at TEN 18 for 11 yards (A.Jackson).	P7
<u>1-10-TEN 18</u>	(12:34) J.McCown pass short left to Q.Enunwa to TEN 16 for 2 yards (A.Jackson).	
2-8-TEN 16	(11:55) J.McCown pass incomplete short right to I.Crowell.	
3-8-TEN 16	(11:50) (Shotgun) J.McCown pass incomplete short middle to E.McGuire.	
4-8-TEN 16	(11:45) (Field Goal formation) J.Myers 34 yard field goal is GOOD, Center-T.Hennessy, Holder-L.Edwards.	

NYJ 13 TEN 0, 14 plays, 59 yards, 6:51 drive, 3:19 elapsed

J.Myers kicks 65 yards from NYJ 35 to end zone, Touchback.

Tennessee Titans at 11:41

1-10-TEN 25	(11:41) C.Davis left end pushed ob at TEN 37 for 12 yards (D.Roberts).	R2
<u>1-10-TEN 37</u>	(11:34) (No Huddle, Shotgun) D.Henry up the middle to TEN 40 for 3 yards (D.Lee; A.Williamson).	
2-7-TEN 40	(11:10) (No Huddle, Shotgun) M.Mariota pass short right to C.Batson to TEN 47 for 7 yards (J.Adams).	P3
<u>1-10-TEN 47</u>	(10:29) D.Henry right tackle to 50 for 3 yards (N.Shepherd; M.Pennel).	
2-7-50	(10:03) (No Huddle) PENALTY on NYJ-M.Pennel, Neutral Zone Infraction, 5 yards, enforced at 50 - No Play.	
2-2-NYJ 45	(9:43) M.Mariota pass short left to L.Stocker to NYJ 36 for 9 yards (J.Adams).	
	PENALTY on TEN-T.Lewan, Offensive Holding, 10 yards, enforced at NYJ 45 - No Play.	
	Penalty on TEN-J.Conklin, Offensive Holding, declined.	
2-12-TEN 45	(9:17) D.Lewis up the middle to 50 for 5 yards (J.Adams).	
	Timeout #1 by TEN at 08:36.	
3-7-50	(8:36) (Shotgun) M.Mariota pass incomplete short right to T.Sharpe.	
4-7-50	(8:30) (Punt formation) B.Kern punts 50 yards to end zone, Center-B.Brinkley, Touchback.	

New York Jets at 8:21

1-10-NYJ 20	(8:21) I.Crowell right end to NYJ 26 for 6 yards (M.Butler, W.Woodyard).
2-4-NYJ 26	(7:42) I.Crowell right end to NYJ 28 for 2 yards (J.Brown).
3-2-NYJ 28	(7:05) I.Crowell up the middle to NYJ 28 for no gain (R.Evans).
4-2-NYJ 28	(6:26) (Punt formation) L.Edwards punts 36 yards to TEN 36, Center-T.Hennessy, downed by NYJ-T.Cannon.

Tennessee Titans at 6:17

1-10-TEN 36	(6:17) (Shotgun) M.Mariota pass incomplete short left to C.Davis.
2-10-TEN 36	(6:13) M.Mariota pass short right to M.Pruitt to TEN 40 for 4 yards (J.Adams).
	PENALTY on TEN-J.Conklin, Unnecessary Roughness, 15 yards, enforced at TEN 40.
3-21-TEN 25	(5:43) (Shotgun) M.Mariota pass short left to D.Henry to TEN 26 for 1 yard (A.Williamson).
4-20-TEN 26	(5:11) (Punt formation) B.Kern punt is BLOCKED by K.Pierre-Louis, Center-B.Brinkley, RECOVERED by NYJ-K.Pierre-Louis at TEN 18. K.Pierre-Louis to TEN 18 for no gain (K.Byard).

New York Jets at 5:02

1-10-TEN 18	(5:02) (Shotgun) J.McCown pass incomplete deep left to J.Kearse.
	PENALTY on NYJ-J.Harrison, Offensive Holding, 10 yards, enforced at TEN 18 - No Play.
1-20-TEN 28	(4:55) J.McCown pass short left to I.Crowell to TEN 32 for -4 yards (S.Finch).
2-24-TEN 32	(4:17) I.Crowell left guard to TEN 26 for 6 yards (J.Casey).
3-18-TEN 26	(3:32) (Shotgun) I.Crowell right end to TEN 25 for 1 yard (H.Landry).
4-17-TEN 25	(2:56) (Field Goal formation) J.Myers 43 yard field goal is GOOD, Center-T.Hennessy, Holder-L.Edwards.

NYJ 16 TEN 0, 4 plays, -7 yards, 2:11 drive, 12:09 elapsed

J.Myers kicks 68 yards from NYJ 35 to TEN -3. D.Jennings to TEN 32 for 35 yards (N.Hewitt).

Tennessee Titans at 2:51, (1st play from scrimmage 2:43)

1-10-TEN 32	(2:43) (Shotgun) M.Mariota scrambles up the middle to TEN 35 for 3 yards (M.Pennel; D.Lee).
2-7-TEN 35	(2:05) (Shotgun) D.Henry up the middle to TEN 41 for 6 yards (J.Jenkins).

Two-Minute Warning

3-1-TEN 41	(2:00) D.Henry right end pushed ob at TEN 46 for 5 yards (A.Williamson).	
	PENALTY on NYJ-J.Jenkins, Defensive Offside, 6 yards, enforced at TEN 41 - No Play.	X4
<u>1-10-TEN 47</u>	(1:55) (Shotgun) M.Mariota pass short right to A.Firkser ran ob at NYJ 48 for 5 yards.	

New York Jets vs Tennessee Titans at Nissan Stadium

2-5-NYJ 48	(1:50) (Shotgun) M.Mariota pass short middle to C.Davis to NYJ 26 for 22 yards (J.Adams).	P5
<u>1-10-NYJ 26</u>	(1:29) (No Huddle, Shotgun) M.Mariota scrambles right end to NYJ 12 for 14 yards (T.Johnson).	R6
<u>1-10-NYJ 12</u>	(1:03) (No Huddle, Shotgun) M.Mariota pass short left to A.Firkser for 12 yards, TOUCHDOWN. R.Succop extra point is Blocked (H.Anderson), Center-B.Brinkley, Holder-B.Kern. DEFENSIVE TWO-POINT ATTEMPT. T.Brooks recovered the blocked kick. <u>ATTEMPT FAILS.</u>	P7

NYJ 16 TEN 6, 6 plays, 68 yards, 1 penalty, 1:54 drive, 14:03 elapsed
-----------------------------------------------------------------------

R.Succop kicks 65 yards from TEN 35 to end zone, Touchback.

New York Jets at 0:57

1-10-NYJ 25	(:57) (Shotgun) J.McCown pass short middle to C.Herndon pushed ob at TEN 47 for 28 yards (A.Jackson). PENALTY on NYJ-K.Beachum, Offensive Holding, 10 yards, enforced at NYJ 25 - No Play.
1-20-NYJ 15	(:50) E.McGuire up the middle to NYJ 18 for 3 yards (K.Vaccaro).
2-17-NYJ 18	(:05) E.McGuire left end to NYJ 22 for 4 yards (H.Landry; W.Woodyard).

END OF QUARTER

	Score	Time Poss	First Downs				Efficiencies	
			R	P	X	T	3 Down	4 Down
New York Jets	16	8:31	0	3	0	3	0/3	0/0
Tennessee Titans	6	6:29	2	3	1	6	0/2	0/0

Third Quarter

12/2/2018

Play By Play

NYJ elects to Receive, and TEN elects to defend the South goal.

R.Succop kicks 66 yards from TEN 35 to NYJ -1. A.Roberts pushed ob at TEN 42 for 59 yards (L.Sims).

New York Jets at 15:00, (1st play from scrimmage 14:51)

- 1-10-TEN 42 (14:51) (Shotgun) J.McCown pass incomplete short left to Q.Enunwa (B.Orakpo).
- 2-10-TEN 42 (14:47) E.McGuire left guard to TEN 40 for 2 yards (L.Ryan, W.Woodyard).
- 3-8-TEN 40 (14:03) (Shotgun) J.McCown pass incomplete short right to C.Herndon (L.Ryan) [K.Byard].
- 4-8-TEN 40 (13:57) (Punt formation) L.Edwards punts 40 yards to end zone, Center-T.Hennessy, Touchback.

Tennessee Titans at 13:47

- 1-10-TEN 20 (13:47) D.Lewis right tackle to TEN 24 for 4 yards (M.Pennel, A.Williamson).
- 2-6-TEN 24 (13:24) (No Huddle) M.Mariota pass incomplete deep middle to C.Davis (M.Pennel).
- 3-6-TEN 24 (13:19) (Shotgun) M.Mariota pass incomplete short right to C.Davis.
- 4-6-TEN 24 (13:13) (Punt formation) B.Kern punts 36 yards to NYJ 40, Center-B.Brinkley, out of bounds.

New York Jets at 13:07

- 1-10-NYJ 40 (13:07) I.Crowell right tackle to TEN 44 for 16 yards (A.Jackson). R8
- 1-10-TEN 44 (12:32) I.Crowell left end to TEN 17 for 27 yards (K.Byard; L.Ryan). R9
- 1-10-TEN 17 (11:46) (Shotgun) J.McCown sacked at TEN 20 for -3 yards (J.Casey).  
Penalty on NYJ-D.Dozier, Offensive Holding, declined.  
Timeout #1 by NYJ at 11:19.
- 2-13-TEN 20 (11:19) J.McCown sacked at TEN 21 for -1 yards (J.Brown). TEN-S.Finch was injured during the play. His return is Questionable.
- 3-14-TEN 21 (10:47) (Shotgun) J.McCown pass incomplete short left to Q.Enunwa.
- 4-14-TEN 21 (10:43) (Field Goal formation) J.Myers 39 yard field goal is GOOD, Center-T.Hennessy, Holder-L.Edwards.

NYJ 19 TEN 6, 6 plays, 39 yards, 2:28 drive, 4:21 elapsed

J.Myers kicks 65 yards from NYJ 35 to end zone, Touchback.

Tennessee Titans at 10:39

- 1-10-TEN 25 (10:39) M.Mariota pass short right to T.Sharpe to NYJ 47 for 28 yards (M.Claiborne). NYJ-M.Claiborne was injured during the play. His return is Questionable. P8
- 1-10-NYJ 47 (10:04) D.Henry up the middle to NYJ 44 for 3 yards (J.Adams).
- 2-7-NYJ 44 (9:29) (Shotgun) M.Mariota pass deep left to T.Sharpe pushed ob at NYJ 24 for 20 yards (T.Johnson). P9
- 1-10-NYJ 24 (9:02) (No Huddle) M.Mariota pass short right to J.Smith to NYJ 13 for 11 yards (A.Williamson) [J.Jenkins]. P10
- 1-10-NYJ 13 (8:20) D.Henry left end to NYJ 1 for 12 yards (M.Pennel; A.Williamson). R11
- 1-1-NYJ 1 (7:49) (No Huddle, Shotgun) D.Henry up the middle for 1 yard, TOUCHDOWN. R12  
R.Succop extra point is GOOD, Center-B.Brinkley, Holder-B.Kern.

NYJ 19 TEN 13, 6 plays, 75 yards, 2:55 drive, 7:16 elapsed

R.Succop kicks 64 yards from TEN 35 to NYJ 1. A.Roberts to NYJ 24 for 23 yards (D.Jennings; S.Finch). TEN-D.Jennings was injured during the play. His return is Questionable.

New York Jets at 7:44, (1st play from scrimmage 7:36)

- 1-10-NYJ 24 (7:36) I.Crowell left tackle to NYJ 28 for 4 yards (W.Woodyard; A.Johnson).
- 2-6-NYJ 28 (7:00) I.Crowell left tackle to NYJ 32 for 4 yards (W.Woodyard; H.Landry).
- 3-2-NYJ 32 (6:24) J.McCown pass short right to J.Leggett to NYJ 46 for 14 yards (D.Morgan).  
PENALTY on NYJ-E.Tomlinson, Illegal Block Above the Waist, 10 yards, enforced at NYJ 42.
- 3-2-NYJ 32 (5:58) (Shotgun) E.McGuire up the middle to NYJ 35 for 3 yards (D.Jones). R10
- 1-10-NYJ 35 (5:19) (Shotgun) J.McCown pass short right to I.Crowell to NYJ 36 for 1 yard (H.Landry; J.Brown).
- 2-9-NYJ 36 (4:40) A.Roberts right end to TEN 46 for 18 yards (K.Byard). R11
- 1-10-TEN 46 (3:58) I.Crowell up the middle to TEN 43 for 3 yards (R.Evans).
- 2-7-TEN 43 (3:22) J.McCown pass short left to R.Anderson to TEN 35 for 8 yards (A.Jackson). TEN-A.Jackson was injured during the play. His return is Questionable. P12
- 1-10-TEN 35 (2:54) (Shotgun) J.McCown pass incomplete deep left to C.Herndon (J.Brown).
- 2-10-TEN 35 (2:48) (Shotgun) T.Cannon up the middle to TEN 30 for 5 yards (L.Ryan).
- 3-5-TEN 30 (2:03) (Shotgun) J.McCown pass short right to J.Leggett to TEN 22 for 8 yards (L.Sims). P13
- 1-10-TEN 22 (1:21) I.Crowell left end to TEN 21 for 1 yard (L.Ryan).
- 2-9-TEN 21 (:43) (Shotgun) J.McCown pass incomplete short left to R.Anderson.
- 3-9-TEN 21 (:38) (Shotgun) J.McCown pass incomplete deep right to Q.Enunwa.



New York Jets vs Tennessee Titans at Nissan Stadium

4-9-TEN 21 (:31) (Field Goal formation) J.Myers 39 yard field goal is GOOD, Center-T.Hennessy, Holder-L.Edwards.

NYJ 22 TEN 13, 15 plays, 55 yards, 7:18 drive, 14:34 elapsed

J.Myers kicks 65 yards from NYJ 35 to end zone, Touchback.

Tennessee Titans at 0:26

1-10-TEN 25 (:26) M.Mariota pass short left to J.Smith pushed ob at TEN 43 for 18 yards (M.Claiborne).

P13

1-10-TEN 43 (:07) (No Huddle) M.Mariota to TEN 40 for -3 yards. FUMBLES, recovered by TEN-D.Lewis at TEN 42. D.Lewis to 50 for 8 yards (T.Johnson).

END OF QUARTER

	Score	Time Poss	First Downs				Efficiencies	
			R	P	X	T	3 Down	4 Down
New York Jets	22	10:59	4	2	0	6	2/5	0/0
Tennessee Titans	13	4:01	2	4	0	6	0/1	0/0

## Play By Play

## Fourth Quarter

12/2/2018

Tennessee Titans continued.

- 2-3-50 (15:00) M.Mariota pass incomplete deep middle to T.Taylor.
- 3-3-50 (14:50) (No Huddle, Shotgun) M.Mariota pass incomplete deep left to D.Jennings [H.Anderson].
- 4-3-50 (14:46) (Punt formation) B.Kern punts 40 yards to NYJ 10, Center-B.Brinkley, fair catch by A.Roberts.

New York Jets at 14:38

- 1-10-NYJ 10 (14:38) J.McCown pass incomplete short middle to Q.Enunwa [S.Finch].
- 2-10-NYJ 10 (14:32) I.Crowell right tackle to NYJ 12 for 2 yards (D.Jones; R.Evans).
- 3-8-NYJ 12 (13:53) (Shotgun) J.McCown pass incomplete deep right to R.Anderson [B.Orakpo].
- 4-8-NYJ 12 (13:46) (Punt formation) L.Edwards punts 42 yards to TEN 46, Center-T.Hennessy, out of bounds.
- PENALTY on TEN-D.Bates, Offensive Holding, 10 yards, enforced at TEN 46.

Tennessee Titans at 13:37

- 1-10-TEN 36 (13:37) D.Henry right end to TEN 36 for no gain (J.Jenkins). NYJ-S.McLendon was injured during the play. His return is Questionable. NYJ-D.Lee was injured during the play. His return is Questionable.
- 2-10-TEN 36 (13:03) (Shotgun) D.Henry left end to TEN 47 for 11 yards (J.Adams; A.Williamson). R14
- 1-10-TEN 47 (12:23) (Shotgun) M.Mariota pass deep left to T.Taylor to NYJ 9 for 44 yards (M.Claiborne). P15
- 1-9-NYJ 9 (11:44) (No Huddle) D.Henry right tackle to NYJ 10 for -1 yards (H.Anderson; B.Copeland).
- 2-10-NYJ 10 (10:58) (Shotgun) M.Mariota pass incomplete short left to T.Sharpe.
- PENALTY on NYJ-M.Claiborne, Defensive Holding, 5 yards, enforced at NYJ 10 - No Play. X16
- 1-5-NYJ 5 (10:57) (Shotgun) M.Mariota left end to NYJ 6 for -1 yards (D.Lee).
- 2-6-NYJ 6 (10:15) M.Mariota sacked at NYJ 6 for 0 yards (J.Adams).
- 3-6-NYJ 6 (9:41) (Shotgun) M.Mariota pass incomplete short left to J.Smith.
- 4-6-NYJ 6 (9:33) (Field Goal formation) R.Succop 24 yard field goal is GOOD, Center-B.Brinkley, Holder-B.Kern.

NYJ 22 TEN 16, 8 plays, 58 yards, 1 penalty, 4:08 drive, 5:31 elapsed

R.Succop kicks 65 yards from TEN 35 to end zone, Touchback.

New York Jets at 9:29

- 1-10-NYJ 25 (9:29) T.Cannon right end to NYJ 33 for 8 yards (D.Morgan).
- 2-2-NYJ 33 (8:54) E.McGuire right tackle to NYJ 33 for no gain (R.Evans).
- 3-2-NYJ 33 (8:13) (Shotgun) J.McCown pass short left to E.McGuire to NYJ 29 for -4 yards (M.Butler).
- 4-6-NYJ 29 (7:30) (Punt formation) L.Edwards punts 36 yards to TEN 35, Center-T.Hennessy, fair catch by A.Jackson.

Tennessee Titans at 7:22

- 1-10-TEN 35 (7:22) (Shotgun) M.Mariota pass deep left to T.Taylor pushed ob at NYJ 10 for 55 yards (D.Roberts). P17
- 1-10-NYJ 10 (6:35) (Shotgun) M.Mariota pass incomplete short left to D.Lewis.
- 2-10-NYJ 10 (6:30) (Shotgun) M.Mariota sacked at NYJ 15 for -5 yards (J.Jenkins).
- 3-15-NYJ 15 (5:51) (Shotgun) M.Mariota pass incomplete short right to T.Sharpe (B.Skrine).
- 4-15-NYJ 15 (5:44) (Field Goal formation) R.Succop 33 yard field goal is GOOD, Center-B.Brinkley, Holder-B.Kern.

NYJ 22 TEN 19, 5 plays, 50 yards, 1:43 drive, 9:21 elapsed

R.Succop kicks 65 yards from TEN 35 to end zone, Touchback.

New York Jets at 5:39

- 1-10-NYJ 25 (5:39) J.McCown pass short left to I.Crowell to NYJ 30 for 5 yards (A.Jackson).
- 2-5-NYJ 30 (4:57) (Shotgun) J.McCown scrambles up the middle to NYJ 33 for 3 yards (J.Brown).
- 3-2-NYJ 33 (4:10) (Shotgun) J.McCown pass incomplete short middle to C.Herndon (K.Vaccaro).
- 4-2-NYJ 33 (4:02) (Punt formation) L.Edwards punts 67 yards to end zone, Center-T.Hennessy, Touchback.

Tennessee Titans at 3:53

- 1-10-TEN 20 (3:53) (Shotgun) M.Mariota pass short right to T.Taylor to TEN 25 for 5 yards (J.Adams).
- 2-5-TEN 25 (3:34) (No Huddle, Shotgun) M.Mariota pass incomplete short right.
- 3-5-TEN 25 (3:25) (Shotgun) M.Mariota pass incomplete short right to T.Taylor.
- 4-5-TEN 25 (3:21) (Punt formation) B.Kern punts 53 yards to NYJ 22, Center-B.Brinkley, fair catch by A.Roberts.

New York Jets at 3:13

- 1-10-NYJ 22 (3:13) I.Crowell right end to NYJ 30 for 8 yards (J.Casey; M.Butler).
- 2-2-NYJ 30 (2:28) PENALTY on TEN, Defensive Too Many Men on Field, 5 yards, enforced at NYJ 30 - No Play. X14
- 1-10-NYJ 35 (2:28) I.Crowell up the middle to NYJ 35 for no gain (J.Casey).

New York Jets vs Tennessee Titans at Nissan Stadium

Timeout #1 by TEN at 02:24.

2-10-NYJ 35 (2:24) I.Crowell up the middle to NYJ 40 for 5 yards (M.Butler; W.Woodyard).

Two-Minute Warning

3-5-NYJ 40 (2:00) (Shotgun) T.Cannon right end to NYJ 40 for no gain (J.Brown).

Timeout #2 by TEN at 01:54.

4-5-NYJ 40 (1:54) (Punt formation) L.Edwards punts 46 yards to TEN 14, Center-T.Hennessy, fair catch by A.Jackson.

Tennessee Titans at 1:46

1-10-TEN 14 (1:46) (Shotgun) M.Mariota scrambles right end pushed ob at TEN 25 for 11 yards (D.Lee).

Penalty on TEN-J.Conklin, Offensive Holding, offsetting, enforced at TEN 14 - No Play.

Penalty on NYJ-M.Claiborne, Defensive Holding, offsetting.

1-10-TEN 14 (1:38) (Shotgun) M.Mariota pass incomplete deep left to T.Sharpe.

2-10-TEN 14 (1:32) (Shotgun) M.Mariota sacked at TEN 13 for -1 yards (sack split by L.Williams and H.Anderson).

PENALTY on NYJ-J.Jenkins, Illegal Use of Hands, 5 yards, enforced at TEN 14 - No Play.

X18

1-10-TEN 19 (1:27) (Shotgun) M.Mariota scrambles up the middle to TEN 44 for 25 yards (J.Adams). FUMBLES (J.Adams), and recovers at TEN 46. M.Mariota to TEN 46 for no gain (J.Adams).

R19

PENALTY on NYJ-T.Johnson, Face Mask (15 Yards), 15 yards, enforced at TEN 46.

X20

1-10-NYJ 39 (1:11) (Shotgun) M.Mariota pass short middle to A.Firkser to NYJ 14 for 25 yards (R.Robinson).

P21

1-10-NYJ 14 (:52) (No Huddle, Shotgun) M.Mariota pass short left to T.Sharpe ran ob at NYJ 11 for 3 yards.

2-7-NYJ 11 (:48) (Shotgun) M.Mariota pass incomplete short left [L.Williams].

3-7-NYJ 11 (:42) (Shotgun) M.Mariota pass short right to C.Davis for 11 yards, TOUCHDOWN.

P22

R.Succop extra point is GOOD, Center-B.Brinkley, Holder-B.Kern.

NYJ 22 TEN 26, 6 plays, 86 yards, 2 penalties, 1:10 drive, 14:24 elapsed

R.Succop kicks 65 yards from TEN 35 to end zone, Touchback.

New York Jets at 0:36

1-10-NYJ 25 (:36) (Shotgun) J.McCown pass deep middle to C.Herndon to NYJ 45 for 20 yards (K.Byard) [K.Vaccaro].

P15

Timeout #2 by NYJ at 00:29.

1-10-NYJ 45 (:29) (Shotgun) J.McCown pass deep right intended for C.Herndon INTERCEPTED by M.Butler at TEN 21. M.Butler to TEN 21 for no gain (C.Herndon).

PENALTY on TEN-J.Brown, Unsportsmanlike Conduct, 10 yards, enforced at TEN 21.

Tennessee Titans at 0:20

1-10-TEN 11 (:20) B.Gabbert kneels to TEN 10 for -1 yards.

END OF QUARTER

	Score	Time Poss	First Downs				Efficiencies	
			R	P	X	T	3 Down	4 Down
New York Jets	22	6:37	0	1	1	2	0/4	0/0
Tennessee Titans	26	8:23	2	4	3	9	1/5	0/0

# Miscellaneous Statistics Report

New York Jets vs Tennessee Titans

12/2/2018 at Nissan Stadium

## Ten Longest Plays for New York Jets

Yards	Qtr	Play Start	Play Description
27	3	1-10-TEN 44	(12:32) I.Crowell left end to TEN 17 for 27 yards (K.Byard; L.Ryan).
20	4	1-10-NYJ 25	(:36) (Shotgun) J.McCown pass deep middle to C.Herndon to NYJ 45 for 20 yards (K.Byard) [K.Vaccaro].
18	3	2-9-NYJ 36	(4:40) A.Roberts right end to TEN 46 for 18 yards (K.Byard).
16	1	3-3-NYJ 43	(1:05) (Shotgun) J.McCown pass short middle to R.Anderson pushed ob at TEN 41 for 16 yards (A.Jackson). PENALTY on NYJ-R.Anderson, Unsportsmanlike Conduct, 15 yards, enforced between downs.
16	2	2-9-NYJ 45	(15:00) J.McCown pass deep left to R.Anderson ran ob at TEN 39 for 16 yards.
16	3	1-10-NYJ 40	(13:07) I.Crowell right tackle to TEN 44 for 16 yards (A.Jackson).
11	2	1-10-TEN 29	(13:09) (Shotgun) J.McCown pass short right to C.Herndon pushed ob at TEN 18 for 11 yards (A.Jackson).
10	2	2-10-TEN 39	(13:47) (Shotgun) J.McCown pass short right to A.Roberts pushed ob at TEN 29 for 10 yards (M.Butler).
8	1	2-5-TEN 44	(12:00) (Shotgun) J.McCown pass short right to R.Anderson pushed ob at TEN 36 for 8 yards (A.Jackson).
8	3	2-7-TEN 43	(3:22) J.McCown pass short left to R.Anderson to TEN 35 for 8 yards (A.Jackson). TEN-A.Jackson was injured during the play. His return is Questionable.

## Ten Longest Plays for Tennessee Titans

Yards	Qtr	Play Start	Play Description
55	4	1-10-TEN 35	(7:22) (Shotgun) M.Mariota pass deep left to T.Taylor pushed ob at NYJ 10 for 55 yards (D.Roberts).
44	4	1-10-TEN 47	(12:23) (Shotgun) M.Mariota pass deep left to T.Taylor to NYJ 9 for 44 yards (M.Claiborne).
42	4	1-10-TEN 19	(1:27) (Shotgun) M.Mariota scrambles up the middle to TEN 44 for 25 yards (J.Adams). FUMBLES (J.Adams), and recovers at
28	3	1-10-TEN 25	(10:39) M.Mariota pass short right to T.Sharpe to NYJ 47 for 28 yards (M.Claiborne). NYJ-M.Claiborne was injured during the
25	4	1-10-NYJ 39	(1:11) (Shotgun) M.Mariota pass short middle to A.Firkser to NYJ 14 for 25 yards (R.Robinson).
22	2	2-5-NYJ 48	(1:50) (Shotgun) M.Mariota pass short middle to C.Davis to NYJ 26 for 22 yards (J.Adams).
20	3	2-7-NYJ 44	(9:29) (Shotgun) M.Mariota pass deep left to T.Sharpe pushed ob at NYJ 24 for 20 yards (T.Johnson).
18	3	1-10-TEN 25	(:26) M.Mariota pass short left to J.Smith pushed ob at TEN 43 for 18 yards (M.Claiborne).
14	2	1-10-NYJ 26	(1:29) (No Huddle, Shotgun) M.Mariota scrambles right end to NYJ 12 for 14 yards (T.Johnson).
12	2	1-10-TEN 25	(11:41) C.Davis left end pushed ob at TEN 37 for 12 yards (D.Roberts).

## Touchdown Scoring Information

		Offense	Defense	Special Teams
VISITOR	New York Jets	0	1	0
HOME	Tennessee Titans	3	0	0

## Player Scoring Information

Club	Player	TD	Rush TD	Rec TD	KO TD	Punt TD	Int TD	Fum TD	Misc TD	FG	XP	2Pt Rush	2Pt Rec	Sfty	Points
NYJ	J.Myers	0	0	0	0	0	0	0	0	5	1	0	0	0	16
NYJ	T.Johnson	0	0	0	0	0	1	0	0	0	0	0	0	0	6
TEN	R.Succop	0	0	0	0	0	0	0	0	2	2	0	0	0	8
TEN	D.Henry	0	1	0	0	0	0	0	0	0	0	0	0	0	6
TEN	C.Davis	0	0	1	0	0	0	0	0	0	0	0	0	0	6
TEN	A.Firkser	0	0	1	0	0	0	0	0	0	0	0	0	0	6

## Possession Detail

	First Half		Second Half		Game	
	Visitor	Home	Visitor	Home	Visitor	Home
Largest Lead	16	0	13	4	16	4
Drives Leading	4	0	7	1	11	1
Time of Possession Leading	12:03	0:00	17:20	0:20	29:23	0:20
Largest Deficit	0	-16	-4	-13	-4	-16
Drives Trailing	0	5	1	7	1	12
Time of Possession Trailing	0:00	12:32	0:16	12:04	0:16	24:36
Times Score Tied Up		0		0		0
Lead Changes		1		1		2

# Playtime Percentage

*Percent of playtime per player on offense, defense and special teams*

New York Jets						Tennessee Titans					
		Offense	Defense	Special Teams				Offense	Defense	Special Teams	
B Shell	T	68 100%		6	16%	J Conklin	T	68 100%		5	14%
D Dozier	G	68 100%		6	16%	J Kline	G	68 100%		5	14%
J Harrison	C	68 100%		6	16%	T Lewan	T	68 100%		5	14%
B Winters	G	68 100%		6	16%	B Jones	C	68 100%		4	11%
K Beachum	T	68 100%				M Mariota	QB	67 99%			
J McCown	QB	68 100%				C Davis	WR	65 96%			
Q Enunwa	WR	59 87%				T Sharpe	WR	53 78%			
C Herndon	TE	50 74%		12	32%	J Smith	TE	48 71%		7	19%
R Anderson	WR	49 72%				D Lewis	RB	40 59%			
J Kearse	WR	48 71%				C Levin	C	37 54%		5	14%
I Crowell	RB	43 63%				Q Spain	G	31 46%		1	3%
E McGuire	RB	25 37%				T Taylor	WR	29 43%			
J Leggett	TE	23 34%		6	16%	D Henry	RB	28 41%			
E Tomlinson	TE	21 31%		18	49%	L Stocker	TE	25 37%		12	32%
A Roberts	WR	10 15%		13	35%	C Batson	WR	23 34%		3	8%
T Cannon	RB	9 13%		12	32%	A Firkser	TE	18 26%		12	32%
C Peake	WR	2 3%		19	51%	M Pruitt	TE	7 10%		18	49%
B Qvale	T	1 1%		11	30%	D Jennings	WR	4 6%		17	46%
D Roberts	CB		68 100%	16	43%	B Gabbert	QB	1 1%			
A Williamson	LB		68 100%	6	16%	K Byard	FS		68 100%	8	22%
J Adams	SS		68 100%	3	8%	L Ryan	CB		68 100%	3	8%
T Johnson	CB		68 100%			K Vaccaro	SS		68 100%	1	3%
D Lee	LB		64 94%	1	3%	A Jackson	CB		63 93%	6	16%
M Claiborne	CB		63 93%			J Casey	DT		62 91%	1	3%
L Williams	DE		62 91%	6	16%	J Brown	LB		56 82%	7	19%
H Anderson	DE		51 75%	12	32%	W Woodyard	LB		50 74%	1	3%
B Skrine	CB		48 71%	12	32%	B Orakpo	LB		49 72%	1	3%
J Jenkins	LB		45 66%	17	46%	M Butler	CB		48 71%	5	14%
F Luvu	LB		42 62%	6	16%	D Morgan	LB		48 71%		
S McLendon	NT		28 41%	6	16%	D Jones	DE		45 66%	7	19%
M Pennel	NT		27 40%	7	19%	H Landry	LB		33 49%	21	57%
B Copeland	LB		20 29%	30	81%	R Evans	LB		32 47%		
N Shepherd	DE		12 18%			S Finch	LB		18 26%	31	84%
R Robinson	CB		8 12%	8	22%	A Johnson	NT		18 26%	12	32%
K Pierre-Louis	LB		4 6%	25	68%	B Logan	NT		13 19%	6	16%
T Basham	DE		2 3%	12	32%	D Kilgo	NT		5 7%	6	16%
R Miles	FS			31	84%	L Sims	CB		4 6%	24	65%
T Brooks	SS			25	68%	B Trawick	FS			31	84%
N Hewitt	LB			25	68%	D Bates	LB			31	84%
J Myers	K			13	35%	K Lewis	FS			29	78%
L Edwards	P			12	32%	W Compton	LB			25	68%
T Hennessy	LS			12	32%	J Kalu	CB			17	46%
P Nickerson	CB			7	19%	B Brinkley	LS			12	32%
						B Kern	P			12	32%
						R Succop	K			11	30%
						D Kelly	T			5	14%

# 2018 TENNESSEE TITANS REGULAR SEASON STATISTICS

## Won 6, Lost 6

Date	W-L	Score	OT	Opponent	Attendance
09/09	L	20-27		at Miami	65,184
09/16	W	20-17		Houston	62,372
09/23	W	9-6		at Jacksonville	64,015
09/30	W	26-23	OT	Philadelphia	69,013
10/07	L	12-13		at Buffalo	68,202
10/14	L	0-21		Baltimore	64,441
10/21	L	19-20		at L.A. Chargers	84,301
11/05	W	28-14		at Dallas	90,466
11/11	W	34-10		New England	69,363
11/18	L	10-38		at Indianapolis	57,401
11/26	L	17-34		at Houston	71,826
12/02	W	26-22		N.Y. Jets	60,904
12/06				Jacksonville	
12/16				at N.Y. Giants	
12/23				Washington	
12/30				Indianapolis	

Statistic	Tenn.	Opp.
<b>Total First Downs</b>	<b>215</b>	<b>225</b>
Rushing	70	76
Passing	124	135
Penalty	21	14
3rd Down: Made/Att	64/160	57/150
3rd Down Pct.	40.0	38.0
4th Down: Made/Att	6/9	6/11
4th Down Pct.	66.7	54.5
<b>Possession Avg.</b>	<b>30:00</b>	<b>30:00</b>
<b>Total Net Yards</b>	<b>3722</b>	<b>4091</b>
Avg. Per Game	310.2	340.9
Total Plays	714	740
Avg. Per Play	5.2	5.5
<b>Net Yards Rushing</b>	<b>1352</b>	<b>1437</b>
Avg. Per Game	112.7	119.8
Total Rushes	334	323
<b>Net Yards Passing</b>	<b>2370</b>	<b>2654</b>
Avg. Per Game	197.5	221.2
Sacked/Yards Lost	42/253	29/158
Gross Yards	2623	2812
Att./Completions	338/227	388/254
Completion Pct.	67.2	65.5
Had Intercepted	9	7
<b>Punts/Average</b>	<b>58/46.6</b>	<b>54/46.1</b>
Net Punting Avg.	58/40.5	54/38.1
<b>Penalties/Yards</b>	<b>64/577</b>	<b>83/714</b>
<b>Fumbles/Ball Lost</b>	<b>16/5</b>	<b>11/3</b>
<b>Touchdowns</b>	<b>23</b>	<b>26</b>
Rushing	8	8
Passing	14	16
Returns	1	2

Score By Periods	Q1	Q2	Q3	Q4	OT	PTS
<b>Team</b>	<b>56</b>	<b>36</b>	<b>41</b>	<b>82</b>	<b>6</b>	<b>221</b>
<b>Opponents</b>	<b>58</b>	<b>88</b>	<b>46</b>	<b>50</b>	<b>3</b>	<b>245</b>

Scoring	TD	Rush	Rec	Ret	K-PAT	FG	S	PTS
Succop	0	0	0	0	20/21	21/24	0	83
Henry	5	5	0	0			0	30
C. Davis	4	0	4	0			0	24
J. Smith	3	0	3	0			0	18
D. Lewis	2	1	1	0			0	12
Mariota	2	2	0	0			0	12
Sharpe	2	0	2	0			0	12
Cruikshank	1	0	1	0			0	6
Firkser	1	0	1	0			0	6
Jennings	1	0	0	1			0	6
Stocker	1	0	1	0			0	6
Taylor	1	0	1	0			0	6
<b>Team</b>	<b>23</b>	<b>8</b>	<b>14</b>	<b>1</b>	<b>20/21</b>	<b>21/24</b>	<b>0</b>	<b>221</b>
<b>Opponents</b>	<b>26</b>	<b>8</b>	<b>16</b>	<b>2</b>	<b>26/26</b>	<b>21/24</b>	<b>0</b>	<b>245</b>

2-Pt Conv: TM 0-1, OPP 0-0

**Sacks:** Brown 6, Casey 5.5, Woodyard 3.5, Correa 2.5, Landry 2.5, Ryan 2, Vaccaro 2, Orakpo 1.5, Butler 1, Finch 1, Johnson 1, D. Morgan 0.5, TM 29, OPP 42

**FUM/Lost:** Mariota 9/2, Jackson 2/0, C. Davis 1/0, Henry 1/1, D. Lewis 1/1, J. Smith 1/0, Taylor 1/1

Rushing	No.	Yds	Avg	Long	TD
Henry	128	474	3.7	16	5
D. Lewis	135	464	3.4	36	1
Mariota	57	326	5.7	27	2
C. Davis	4	54	13.5	39	0
Fluellen	4	16	4.0	13	0
Sharpe	1	16	16.0	16	0
Batson	1	1	1.0	1	0
Gabbert	3	1	0.3	1	0
Stocker	1	0	0.0	0	0
<b>Team</b>	<b>334</b>	<b>1352</b>	<b>4.0</b>	<b>39</b>	<b>8</b>
<b>Opponents</b>	<b>323</b>	<b>1437</b>	<b>4.4</b>	<b>97t</b>	<b>8</b>

Receiving	No.	Yds	Avg	Long	TD
C. Davis	52	744	14.3	51	4
D. Lewis	45	309	6.9	37	1
Sharpe	25	310	12.4	28	2
Taylor	24	318	13.3	55	1
J. Smith	20	258	12.9	61t	3
Firkser	13	174	13.4	28	1
Henry	12	78	6.5	21	0
Stocker	11	109	9.9	31	1
Batson	8	82	10.3	26	0
Jennings	5	55	11.0	36	0
Walker	4	52	13.0	16	0
Pruitt LG	3	36	12.0	19	0
Pruitt TM	3	36	12.0	19	0
Matthews TM	3	11	3.7	4	0
Cruikshank	1	66	66.0	66t	1
Mariota	1	21	21.0	21	0
<b>Team</b>	<b>227</b>	<b>2623</b>	<b>11.6</b>	<b>66t</b>	<b>14</b>
<b>Opponents</b>	<b>254</b>	<b>2812</b>	<b>11.1</b>	<b>75t</b>	<b>16</b>

Interceptions	No.	Yds	Avg	Long	TD
Butler	2	34	17.0	34	0
Jackson	2	7	3.5	7	0
Byard	2	0	0.0	0	0
Vaccaro	1	0	0.0	0	0
<b>Team</b>	<b>7</b>	<b>41</b>	<b>5.9</b>	<b>34</b>	<b>0</b>
<b>Opponents</b>	<b>9</b>	<b>161</b>	<b>17.9</b>	<b>54</b>	<b>1</b>

Punting	No.	Yds	Avg	Net	TB	In	Lg	B
Kern	57	2704	47.4	40.5	3	23	62	1
<b>Team</b>	<b>58</b>	<b>2704</b>	<b>46.6</b>	<b>40.5</b>	<b>3</b>	<b>23</b>	<b>62</b>	<b>1</b>
<b>Opponents</b>	<b>54</b>	<b>2490</b>	<b>46.1</b>	<b>38.1</b>	<b>12</b>	<b>20</b>	<b>68</b>	<b>0</b>

Punt Returns	Ret	FC	Yds	Avg	Long	TD
Jackson	11	8	106	9.6	26	0
Matthews TM	4	0	38	9.5	18	0
Williams TM	4	1	47	11.8	38	0
Batson	1	1	0	0.0	0	0
<b>Team</b>	<b>20</b>	<b>10</b>	<b>191</b>	<b>9.6</b>	<b>38</b>	<b>0</b>
<b>Opponents</b>	<b>27</b>	<b>10</b>	<b>294</b>	<b>10.9</b>	<b>51</b>	<b>0</b>

Kickoff Returns	No.	Yds	Avg	Long	TD
Jennings	15	522	34.8	94t	1
<b>Team</b>	<b>15</b>	<b>522</b>	<b>34.8</b>	<b>94t</b>	<b>1</b>
<b>Opponents</b>	<b>15</b>	<b>472</b>	<b>31.5</b>	<b>102t</b>	<b>1</b>

Field Goals	1-19	20-29	30-39	40-49	50+
Succop	0/0	4/5	10/10	4/5	3/4
<b>Team</b>	<b>0/0</b>	<b>4/5</b>	<b>10/10</b>	<b>4/5</b>	<b>3/4</b>
<b>Opponents</b>	<b>0/0</b>	<b>5/5</b>	<b>8/9</b>	<b>6/6</b>	<b>2/4</b>

Succop: (47G,53G)(42G,31G)(39G,48N,36G,28G)(42G, 33G)(25G,54G,39G,50G)() (28G,33G,51N)(28N)(33G, 31G)(42G)(31G)(24G,33G)  
 OPP: (27G,30G)(54N,34G)(46G,38G)(27G,30G,37G) (40G,46G)()(29G,28G)(38N) (52G,52N)(22G)(43G,47G) (54G,34G,43G,39G,39G)

Passing	Att	Cmp	Yds	Cmp%	Yds/Att	TD	TD%	Int	Int%	Long	Sack/Lost	Rating
Mariota	274	188	2168	68.6	7.91	11	4.0	7	2.6	61t	38/220	95.0
Gabbert	61	36	360	59.0	5.90	2	3.3	2	3.3	28	4/33	73.1
Byard	1	1	66	100.0	66.00	1	100.0	0	0.0	66t	0/0	158.3
Henry	1	1	8	100.0	8.00	0	0.0	0	0.0	8	0/0	100.0
Jennings	1	1	21	100.0	21.00	0	0.0	0	0.0	21	0/0	118.8
<b>Team</b>	<b>338</b>	<b>227</b>	<b>2623</b>	<b>67.2</b>	<b>7.76</b>	<b>14</b>	<b>4.1</b>	<b>9</b>	<b>2.7</b>	<b>66t</b>	<b>42/253</b>	<b>93.1</b>
<b>Opponents</b>	<b>388</b>	<b>254</b>	<b>2812</b>	<b>65.5</b>	<b>7.25</b>	<b>16</b>	<b>4.1</b>	<b>7</b>	<b>1.8</b>	<b>75t</b>	<b>29/158</b>	<b>93.1</b>



## **TITANS, RB DERRICK HENRY ROLL OVER THE JAGUARS IN 30-9 WIN**

**BY JIM WYATT  
TITANS ONLINE  
DECEMBER 6, 2018**

NASHVILLE, Tenn. -- Derrick Henry put on a show on Thursday night at Nissan Stadium.

And the Titans got another important win – 30-9 over the Jacksonville Jaguars.

Henry broke the franchise record for most rushing yards in a game (238) while turning in one of the best individual performances in the stadium's history. The Titans running back also ran for four touchdowns on just 17 carries. He electrified the crowd with stiff-arms and speed, while wreaking havoc on the Jaguars.

Chris Johnson previously held the single-game total with 228 yards in a game against the Jaguars during the 2009 season.

"I'd probably put this at No.1," Henry said of his top performances. "But it's not really about me – it's about those guys blocking. So credit to them."

Henry scored on runs of three, 16, 54 and 99 yards as the Titans pulled away in an AFC South battle. The Titans improved to 7-6 with the win. They'll return to action on December 16 at the New York Giants.

"I'm speechless, man," Titans quarterback Marcus Mariota said of Henry. "I had a front row seat to it, and it was pretty awesome."

The game featured one of the most memorable plays in team history -- a 99-yard touchdown run by Henry in the first half.

Henry exploded up the middle on the carry, and then he put his powerful stiff-arm to use. In space, Henry stiff-armed Jaguars cornerback A.J. Bouye, before

racing downfield, where he threw Jaguars linebacker Leon Jacobs off of him and to the ground. Further downfield he squared off with Jaguars linebacker Myles Jack, and stiff-armed him away as well before running into the end zone.

"They didn't want to tackle him – they're scared of him," fellow running back Dion Lewis said of Henry, and the Jaguars. "They didn't want nothing to do with him today. He was on fire. They didn't want to tackle him, and he was running hard, aggressive, and physical. It was fun to be a part of history."

The 99-yard touchdown run was only the second in NFL history.

The other: Tony Dorsett's 99-yard run for the Cowboys back in 1983.

"It's so crazy, because before we went in the huddle, it was like: You have to go break a 99-yarder," Henry said with a smile. "My main focus was to get positive yards. When I had the ball, I hit it and my stiff-arms worked. But it started up front with (the offensive line). ... Everybody was going crazy. It was a crazy play."

It was demoralizing for the Jaguars, who dropped to 4-9.

"I've never been a part of a guy running like that," Jaguars safety Tashaun Gipson Jr. said. "I mean, it was like little league out there. Every time he touched the ball, he was scoring, it felt like. ... He could have run for 300 on us today, if we're being honest."

"If I was his coach, I would have let him break the (NFL) record."

Henry's run gave the Titans a 13-2 lead, and it followed a big goal-line stand by the Titans, who got a big stop from linebacker Rashaan Evans on Jaguars running back Leonard Fournette on a fourth-and-goal from the one.

The run was a sign of more to come for Henry, who owned the night.

On their first possession, the Titans capped a six-play, 73-yard drive with a three-yard touchdown run by Henry, which made it 7-0. The Titans came out flying on defense, too, as safety Kevin Byard ended Jacksonville's first possession with a sack.

The Titans appeared to be on the verge of adding more points, but Mariota was intercepted when a throw sailed over intended target Tajae Sharpe, and into the arms of Jaguars safety Ronnie Harrison.

Later, disaster struck when return man Cameron Batson muffed a punt, and then was tackled into the end zone for a safety, making it 7-2.

But the game swung back to the Titans on the goal-line stop, and the Henry run that followed.

The Titans added a 33-yard field goal by kicker Ryan Succop to make it 16-2 at the half.

In the third quarter, Henry exploded for a 16-yard touchdown run to make it 23-2.

Henry then busted off a 54-yard touchdown run, which gave the Titans a 30-2 lead and sent Nissan Stadium into a frenzy. The Jaguars scored a touchdown in the fourth quarter to account for the final margin.

The Titans will watch results unfold over the weekend before returning to work next week.

The race for a playoff spot continues. There's work to be done.

"We have to keep stringing these things together, and winning games to give yourself a chance," Titans coach Mike Vrabel said. "I think there's a bunch of teams bunched up and hopefully this week there's some movement."

"But if not, we understand we have to win games. You can't sit there and hope for a whole bunch of help when there's five or six teams all bunched together."

# National Football League Game Summary

NFL Copyright © 2018 by The National Football League. All rights reserved. This summary and play-by-play is for the express purpose of assisting media in their coverage of the game; any other use of this material is prohibited without the written permission of the National Football League. Updated: 12/11/2018

Date: Thursday, 12/6/2018

Jacksonville Jaguars at Tennessee Titans

Start Time: 7:22 PM Central

at Nissan Stadium, Nashville, TN

Game Day Weather

Game Weather: ClearTemp: 44° F (6.7° C) Humidity: 43%, Wind: WSW 5 mph

Played Outdoors on Turf: GrassOutdoor Weather: Clear, Wind Chill: 41

Officials

Referee: Parry, John (132)Umpire: Pellis, Mark (131)Down Judge: Oliver, David (24)

Line Judge: Mapp, Julian (10)Field Judge: Edwards, Matthew (96)Side Judge: Banks, Michael (72)

Back Judge: Paganelli, Perry (46)Replay Official: Oldham, Jimmy

Jacksonville Jaguars				Tennessee Titans			
Offense		Defense		Offense		Defense	
WR	12 D.Westbrook	DE	91 Y.Ngakoue	WR	19 T.Sharpe	DE	90 D.Jones
LT	75 E.Flowers	DT	90 T.Bryan	TE	81 J.Smith	DT	99 J.Casey
LG	77 P.Omameh	NT	99 M.Dareus	LT	77 T.Lewan	OLB	91 D.Morgan
C	69 T.Shatley	DE	93 C.Campbell	LG	67 Q.Spain	ILB	59 W.Woodyard
RG	60 A.Cann	WLB	50 Tel.Smith	C	60 B.Jones	ILB	55 J.Brown
RT	78 J.Parnell	MLB	44 M.Jack	RG	64 J.Kline	OLB	98 B.Orakpo
TE	80 J.O'Shaughnessy	CB	25 D.Hayden	RT	78 J.Conklin	CB	26 L.Ryan
TE	10 D.Moncrief	LCB	20 J.Ramsey	WR	13 T.Taylor	SS	24 K.Vaccaro
QB	6 C.Kessler	FS	39 T.Gipson	WR	84 C.Davis	FS	31 K.Byard
RB	27 L.Fournette	SS	36 R.Harrison	QB	8 M.Mariota	CB	21 M.Butler
WR	84 K.Cole	RCB	21 A.Bouye	RB	33 D.Lewis	CB	25 A.Jackson

Substitutions

K 4 J.Lambo, P 9 L.Cooke, WR 13 R.Greene, S 22 C.Davis, CB 23 T.Patmon, RB 24 T.Yeldon, S 26 J.Wilson, RB 34 C.Hyde, FB 40 T.Bohanon, CB 43 Q.Meeks, LS 45 M.Overtton, LB 47 M.Spaight, LB 48 L.Jacobs, LB 53 B.Brown, DT 54 E.Ankou, DE 55 L.McCray, LB 57 N.DeLuca, OL 64 C.Reed, T 79 C.Robinson, TE 83 B.Koyack, TE 87 B.Bell, DE 94 D.Smoot, DT 97 M.Jackson

Substitutions

K 4 R.Succop, P 6 B.Kern, WR 15 D.Jennings, WR 17 C.Batson, RB 22 D.Henry, S 28 K.Lewis, CB 36 L.Sims, S 41 B.Trawick, DB 46 J.Kalu, LS 48 B.Brinkley, LB 51 W.Compton, LB 53 D.Bates, LB 54 R.Evans, OLB 56 S.Finch, OLB 58 H.Landry, C/G 62 C.Levin, T/G 71 D.Kelly, TE 85 M.Pruitt, TE 86 A.Firkser, TE 88 L.Stocker, DL 94 A.Johnson, DL 96 B.Logan, NT 97 D.Kilgo

Did Not Play

QB 5 B.Bortles

Did Not Play

QB 7 B.Gabbert

Not Active

WR 17 D.Chark, RB 33 D.Williams, S 38 C.Reavis, CB 41 T.Herndon, S 42 B.Church, OL 73 J.Walker, DT 95 A.Jones

Not Active

DB 29 D.Cruikshank, RB 30 J.McNichols, RB 32 D.Fluellen, OLB 44 K.Correa, G 61 A.Stinnie, T 69 T.Marz, DE 92 M.Dickerson

Field Goals (made ( ) & missed)		R.Succop		(33)			
		1	2	3	4	OT	Total
VISITOR:	Jacksonville Jaguars	2	0	7	0	0	9
HOME:	Tennessee Titans	7	9	14	0	0	30

Scoring Plays					
Team	Qtr	Time	Play Description (Extra Point) (Drive Info)	Visitor	Home
Titans	1	9:30	D.Henry 3 yd. run (R.Succop kick) (10-73, 5:30)	0	7
Jaguars	1	0:45	C.Batson tackled in end zone by L.Jacobs for a Safety	2	7
Titans	2	7:07	D.Henry 99 yd. run (kick failed, hlu) (1-99, 0:18)	2	13
Titans	2	0:05	R.Succop 33 yd. Field Goal (8-50, 1:12)	2	16
Titans	3	7:19	D.Henry 16 yd. run (R.Succop kick) (10-68, 5:36)	2	23
Titans	3	5:30	D.Henry 54 yd. run (R.Succop kick) (1-54, 0:11)	2	30
Jaguars	3	1:49	D.Westbrook 7 yd. pass from C.Kessler (J.Lambo kick) (11-67, 3:41)	9	30
Paid Attendance: 60,344				Time: 2:58	

## Final Individual Statistics

## Jacksonville Jaguars

RUSHING	ATT	YDS	AVG	LG	TD
L.Fournette	14	36	2.6	7	0
C.Kessler	5	17	3.4	10	0
T.Yeldon	1	7	7.0	7	0
Total	20	60	3.0	10	0

PASSING	ATT	CMP	YDS	SK/YD	TD	LG	IN	RT
C.Kessler	43	25	240	4/45	1	35	0	81.5
Total	43	25	240	4/45	1	35	0	81.5

PASS RECEIVING	TAR	REC	YDS	AVG	LG	TD
D.Westbrook	10	7	88	12.6	23	1
D.Moncrief	10	5	47	9.4	12	0
K.Cole	7	3	55	18.3	35	0
J.O'Shaughnessy	4	3	12	4.0	7	0
B.Bell	2	2	16	8.0	9	0
L.Fournette	3	2	5	2.5	9	0
R.Greene	2	1	10	10.0	10	0
T.Yeldon	1	1	10	10.0	10	0
C.Hyde	1	1	-3	-3.0	-3	0
T.Bohanon	1	0	0	0.0	0	0
Total	41	25	240	9.6	35	1

INTERCEPTIONS	NO	YDS	AVG	LG	TD
R.Harrison	1	14	14.0	14	0
Total	1	14	14.0	14	0

PUNTING	NO	YDS	AVG	NET	TB	IN20	LG
L.Cooke	5	250	50.0	47.6	0	3	56
Total	5	250	50.0	47.6	0	3	56

PUNT RETURNS	NO	YDS	AVG	FC	LG	TD
Q.Meeks	1	1	1.0	0	1	0
D.Westbrook	1	-1	-1.0	0	-1	0
Total	2	0	0.0	0	1	0

KICKOFF RETURNS	NO	YDS	AVG	FC	LG	TD
R.Greene	2	43	21.5	0	31	0
D.Moncrief	1	7	7.0	0	7	0
[TOUCHBACK]	4	0	0.0	0	0	0
Total	3	50	16.7	0	31	0

## Jacksonville Jaguars

FUMBLES	FUM	LOST	OWN-REC	YDS	TD	FORCED	OPP-REC	YDS	TD	OUT-BDS
C.Kessler	1	1	0	0	0	0	0	0	0	0
Total	1	1	0	0	0	0	0	0	0	0

## Tennessee Titans

FUMBLES	FUM	LOST	OWN-REC	YDS	TD	FORCED	OPP-REC	YDS	TD	OUT-BDS
C.Batson	1	0	1	0	0	0	0	0	0	0
S.Finch	0	0	0	0	0	1	1	0	0	0
Total	1	0	1	0	0	1	1	0	0	0

## Tennessee Titans

RUSHING	ATT	YDS	AVG	LG	TD
D.Henry	17	238	14.0	99	4
D.Lewis	10	13	1.3	5	0
M.Mariota	4	13	3.3	12	0
C.Davis	1	0	0.0	0	0
Total	32	264	8.3	99	4

PASSING	ATT	CMP	YDS	SK/YD	TD	LG	IN	RT
M.Mariota	24	18	162	1/0	0	29	1	75.3
Total	24	18	162	1/0	0	29	1	75.3

PASS RECEIVING	TAR	REC	YDS	AVG	LG	TD
T.Taylor	7	6	59	9.8	13	0
D.Lewis	5	5	39	7.8	29	0
A.Firkser	3	3	27	9.0	16	0
C.Davis	3	2	21	10.5	13	0
M.Pruitt	1	1	9	9.0	9	0
L.Stocker	1	1	7	7.0	7	0
T.Sharpe	4	0	0	0.0	0	0
Total	24	18	162	9.0	29	0

INTERCEPTIONS	NO	YDS	AVG	LG	TD
Total	0	0	0	0	0

PUNTING	NO	YDS	AVG	NET	TB	IN20	LG
B.Kern	2	118	59.0	59.0	0	1	62
Total	2	118	59.0	59.0	0	1	62

PUNT RETURNS	NO	YDS	AVG	FC	LG	TD
C.Batson	2	4	2.0	0	5	0
A.Jackson	1	8	8.0	0	8	0
[DOWNED]	1	0	0.0	0	0	0
[OUT OF BOUNDS]	1	0	0.0	0	0	0
Total	3	12	4.0	0	8	0

KICKOFF RETURNS	NO	YDS	AVG	FC	LG	TD
D.Jennings	1	29	29.0	0	29	0
[TOUCHBACK]	1	0	0.0	0	0	0
Total	1	29	29.0	0	29	0

## Final Team Statistics

	Visitor Jaguars	Home Titans
TOTAL FIRST DOWNS	17	21
By Rushing	5	10
By Passing	11	9
By Penalty	1	2
THIRD DOWN EFFICIENCY	2-12-17%	7-11-64%
FOURTH DOWN EFFICIENCY	2-5-40%	0-1-0%
TOTAL NET YARDS	255	426
Total Offensive Plays (inc. times thrown passing)	67	57
Average gain per offensive play	3.8	7.5
NET YARDS RUSHING	60	264
Total Rushing Plays	20	32
Average gain per rushing play	3.0	8.3
Tackles for a loss-number and yards	0-0	4-9
NET YARDS PASSING	195	162
Times thrown - yards lost attempting to pass	4-45	1-0
Gross yards passing	240	162
PASS ATTEMPTS-COMPLETIONS-HAD INTERCEPTED	43-25-0	24-18-1
Avg gain per pass play (inc.# thrown passing)	4.1	6.5
KICKOFFS Number-In End Zone-Touchbacks	2-2-1	7-4-4
PUNTS Number and Average	5-50.0	2-59.0
Had Blocked	0	0
FGs - PATs Had Blocked	0-0	0-0
Net Punting Average	47.6	59.0
TOTAL RETURN YARDAGE (Not Including Kickoffs)	14	12
No. and Yards Punt Returns	2-0	3-12
No. and Yards Kickoff Returns	3-50	1-29
No. and Yards Interception Returns	1-14	0-0
PENALTIES Number and Yards	7-67	3-30
FUMBLES Number and Lost	1-1	1-0
TOUCHDOWNS	1	4
Rushing	0	4
Passing	1	0
EXTRA POINTS Made-Attempts	1-1	3-4
Kicking Made-Attempts	1-1	3-4
FIELD GOALS Made-Attempts	0-0	1-1
RED ZONE EFFICIENCY	1-2-50%	2-5-40%
GOAL TO GO EFFICIENCY	1-2-50%	1-2-50%
SAFETIES	1	0
FINAL SCORE	9	30
TIME OF POSSESSION	30:40	29:20

# Ball Possession And Drive Chart

## Jacksonville Jaguars

#	Time Recd	Time Lost	Time Poss	How Ball Obtained	Drive Began	# Play	Yds Gain	Yds Pen	Net Yds	1st Down	Last Scrm	How Given Up
1	9:30	6:00	3:30	Kickoff	JAX 17	6	15	0	15	2	JAX 32	Punt
2	2:17	0:45	1:32	Interception	JAX 40	3	6	0	6	0	JAX 46	Punt
3	0:45	7:25	8:20	Kickoff	JAX 44	14	65	-10	55	3	* TEN 1	Downs
4	7:07	2:21	4:46	Kickoff	JAX 25	7	13	0	13	2	JAX 38	Punt
5	1:41	1:17	0:24	Punt	JAX 24	3	0	0	0	0	JAX 24	Punt
6	0:05	0:00	0:05	Kickoff	JAX 25	1	-1	0	-1	0	JAX 25	End of Half
7	15:00	12:55	2:05	Kickoff	JAX 25	3	19	-20	-1	0	JAX 24	Punt
8	7:19	5:41	1:38	Kickoff	JAX 25	4	29	0	29	1	TEN 35	Fumble
9	5:30	1:49	3:41	Kickoff	JAX 33	11	67	0	67	5	* TEN 7	Touchdown
10	12:52	10:54	1:58	Punt	JAX 6	6	29	-10	19	1	JAX 25	Downs
11	6:07	3:26	2:41	Downs	JAX 3	9	13	15	28	3	JAX 45	Downs

(267) Average JAX 24

## Tennessee Titans

#	Time Recd	Time Lost	Time Poss	How Ball Obtained	Drive Began	# Play	Yds Gain	Yds Pen	Net Yds	1st Down	Last Scrm	How Given Up
1	15:00	9:30	5:30	Kickoff	TEN 27	10	73	0	73	5	* JAX 3	Touchdown
2	6:00	2:17	3:43	Punt	TEN 19	7	39	0	39	2	JAX 42	Interception
3	7:25	7:07	0:18	Downs	TEN 1	1	99	0	99	1	TEN 1	Touchdown
4	2:21	1:41	0:40	Punt	TEN 6	3	7	0	7	0	TEN 13	Punt
5	1:17	0:05	1:12	Punt	TEN 35	8	25	25	50	3	* JAX 15	Field Goal
6	12:55	7:19	5:36	Punt	TEN 32	10	78	-10	68	5	* JAX 16	Touchdown
7	5:41	5:30	0:11	Fumble	TEN 46	1	54	0	54	1	TEN 46	Touchdown
8	1:49	12:52	3:57	Kickoff	TEN 25	6	14	0	14	1	TEN 39	Punt
9	10:54	6:07	4:47	Downs	JAX 25	7	20	2	22	2	* JAX 3	Downs
10	3:26	0:00	3:26	Downs	JAX 31	5	17	0	17	1	* JAX 13	End of Game

(335) Average TEN 34

\* inside opponent's 20

Time of Possession by Quarter		1st	2nd	3rd	4th	OT	Total
Visitor	Jacksonville Jaguars	5:47	12:50	7:24	4:39		30:40
Home	Tennessee Titans	9:13	2:10	7:36	10:21		29:20

Kickoff Drive No.-Start Average      Jaguars: 7 - JAX 28      Titans: 2 - TEN 26

# Final Defensive Statistics

## Jacksonville Jaguars

### Regular Defensive Plays

### Special Teams

### Misc

	TKL	AST	COMB	SK	/ YDS	TFL	Q	IN	PD	FF	FR	TKL	AST	FF	FR	BL	TKL	AST	FF	FR
M.Jack	8	5	13	1	0	0	1	0	0	0	0	0	0	0	0	0	0	0	0	0
Tel.Smith	5	5	10	0	0	0	0	0	0	0	0	0	0	0	0	0	0	0	0	0
R.Harrison	5	0	5	0	0	0	0	1	1	0	0	0	0	0	0	0	0	0	0	0
J.Ramsey	5	0	5	0	0	1	0	0	0	0	0	0	0	0	0	0	0	0	0	0
A.Bouye	4	1	5	0	0	0	0	0	0	0	0	0	0	0	0	0	0	0	0	0
T.Gipson	2	2	4	0	0	1	0	0	0	0	0	0	0	0	0	0	0	0	0	0
D.Hayden	3	0	3	0	0	0	0	0	0	0	0	0	0	0	0	0	0	0	0	0
T.Bryan	0	3	3	0	0	0	0	0	0	0	0	0	0	0	0	0	0	0	0	0
L.Jacobs	2	0	2	0	0	0	0	0	0	0	0	1	0	0	0	0	0	0	0	0
E.Ankou	1	1	2	0	0	0	0	0	0	0	0	0	0	0	0	0	0	0	0	0
C.Campbell	1	1	2	0	0	1	0	0	0	0	0	0	0	0	0	0	0	0	0	0
M.Jackson	0	2	2	0	0	0	0	0	0	0	0	0	0	0	0	0	0	0	0	0
N.DeLuca	1	0	1	0	0	0	0	0	0	0	0	1	0	0	0	0	0	0	0	0
M.Dareus	0	1	1	0	0	0	0	0	0	0	0	0	0	0	0	0	0	0	0	0
C.Davis	0	0	0	0	0	0	0	0	0	0	0	1	1	0	0	0	0	0	0	0
Q.Meeks	0	0	0	0	0	0	0	0	0	0	0	0	1	0	0	0	0	0	0	0
C.Kessler	0	0	0	0	0	0	0	0	0	0	0	0	0	0	0	0	1	0	0	0
Total	37	21	58	1	0	3	1	1	1	0	0	3	2	0	0	0	1	0	0	0

TKL = Tackle AST = Assist COMB = Combined QH=QB Hit IN = Interception PD = Pass Defense FF = Forced Fumble FR = Fumble Recovery

## Tennessee Titans

### Regular Defensive Plays

### Special Teams

### Misc

	TKL	AST	COMB	SK	/ YDS	TFL	QH	IN	PD	FF	FR	TKL	AST	FF	FR	BL	TKL	AST	FF	FR
L.Ryan	5	2	7	1	14	1	1	0	0	0	0	0	0	0	0	0	0	0	0	0
W.Woodyard	1	6	7	0	0	0	0	0	0	0	0	0	0	0	0	0	0	0	0	0
J.Casey	2	4	6	1.5	17.5	1	2	0	0	0	0	0	0	0	0	0	0	0	0	0
A.Jackson	4	1	5	0	0	0	0	0	1	0	0	0	0	0	0	0	0	0	0	0
R.Evans	3	2	5	0	0	0	0	0	0	0	0	0	0	0	0	0	0	0	0	0
J.Brown	2	3	5	0	0	0	2	0	1	0	0	0	0	0	0	0	0	0	0	0
M.Butler	4	0	4	0	0	0	0	0	2	0	0	0	0	0	0	0	0	0	0	0
D.Morgan	4	0	4	0	0	0	0	0	0	0	0	0	0	0	0	0	0	0	0	0
K.Vaccaro	3	1	4	0	0	0	0	0	1	0	0	0	0	0	0	0	0	0	0	0
K.Byard	2	1	3	1	8	1	1	0	0	0	0	0	0	0	0	0	0	0	0	0
S.Finch	1	1	2	0.5	5.5	0	0	0	0	1	1	0	0	0	0	0	0	0	0	0
H.Landry	1	1	2	0	0	0	1	0	1	0	0	0	1	0	0	0	0	0	0	0
A.Johnson	1	1	2	0	0	0	0	0	0	0	0	0	0	0	0	0	0	0	0	0
B.Logan	0	2	2	0	0	0	0	0	0	0	0	0	0	0	0	0	0	0	0	0
B.Orakpo	1	0	1	0	0	0	2	0	0	0	0	0	0	0	0	0	0	0	0	0
D.Jones	1	0	1	0	0	0	0	0	0	0	0	0	0	0	0	0	0	0	0	0
L.Sims	1	0	1	0	0	0	0	0	0	0	0	0	0	0	0	0	0	0	0	0
W.Compton	1	0	1	0	0	0	0	0	0	0	0	0	0	0	0	0	0	0	0	0
B.Trawick	0	0	0	0	0	0	0	0	0	0	0	1	1	0	0	0	0	0	0	0
J.Kalu	0	0	0	0	0	0	0	0	0	0	0	1	0	0	0	0	0	0	0	0
M.Pruitt	0	0	0	0	0	0	0	0	0	0	0	1	0	0	0	0	0	0	0	0
C.Batson	0	0	0	0	0	0	0	0	0	0	0	0	0	0	1	0	0	0	0	0
D.Henry	0	0	0	0	0	0	0	0	0	0	0	0	0	0	0	0	0	1	0	0
M.Mariota	0	0	0	0	0	0	0	0	0	0	0	0	0	0	0	0	0	1	0	0
Total	37	25	62	4	45	3	9	0	6	1	1	3	2	0	1	0	0	2	0	0



## First Half Summary

## PERIOD SCORES

Jaguars	2	0 = 2
Titans	7	9 = 16

## TIME OF POSSESSION

Jaguars	18:37
Titans	11:23

## Scoring Plays

Team	Qtr	Time	Play Description (Extra Point) (Drive Info)	Visitor	Home
Titans	1	9:30	D.Henry 3 yd. run (R.Succop kick) (10-73, 5:30)	0	7
Jaguars	1	0:45	C.Batson tackled in end zone by L.Jacobs for a Safety	2	7
Titans	2	7:07	D.Henry 99 yd. run (kick failed, hlu) (1-99, 0:18)	2	13
Titans	2	0:05	R.Succop 33 yd. Field Goal (8-50, 1:12)	2	16

	Jacksonville Jaguars	Tennessee Titans
TOTAL FIRST DOWNS	7	11
First Downs Rushing-Passing-by Penalty	3 - 4 - 0	4 - 5 - 2
THIRD DOWN EFFICIENCY	1-7-14%	3-5-60%
TOTAL NET YARDS	98	243
Total Offensive Plays	34	28
NET YARDS RUSHING	25	141
NET YARDS PASSING	73	102
Gross Yards Passing	93	102
Times thrown-yards lost attempting to pass	2-20	1-0
Pass Attempts-Completions-Had Intercepted	17 - 12 - 0	16 - 12 - 1
Punts-Number and Average	4 - 49.5	1 - 62
Penalties-Number and Yards	3 - 35	0 - 0
Fumbles-Number and Lost	0 - 0	1 - 0
Red Zone Efficiency	0-1-0%	1-2-50%
Average Drive Start	JAX 29	TEN 18

Jacksonville Jaguars										Tennessee Titans									
RUSHING										RUSHING									
	ATT	YDS	AVG	LG	TD						ATT	YDS	AVG	LG	TD				
L.Fournette	12	24	2.0	5	0	D.Henry				6	129	21.5	99	2					
C.Kessler	3	1	0.3	2	0	D.Lewis				3	9	3.0	5	0					
						M.Mariota				1	3	3.0	3	0					
						C.Davis				1	0	0.0	0	0					
Total	15	25	1.7	5	0	Total				11	141	12.8	99	2					
PASSING										PASSING									
	ATT	CMP	YDS	SK/YD	TD	LG	IN	RT			ATT	CMP	YDS	SK/YD	TD	LG	IN	RT	
C.Kessler	17	12	93	2/20	0	21	0	83.7	M.Mariota		16	12	102	1/0	0	29	1	65.1	
Total	17	12	93	2/20	0	21	0	83.7	Total		16	12	102	1/0	0	29	1	65.1	
PASS RECEIVING										PASS RECEIVING									
	TAR	REC	YDS	AVG	LG	TD					TAR	REC	YDS	AVG	LG	TD			
D.Moncrief	5	4	35	8.8	10	0	D.Lewis			5	5	39	7.8	29	0				
D.Westbrook	3	3	39	13.0	21	0	T.Taylor			4	4	35	8.8	13	0				
T.Yeldon	1	1	10	10.0	10	0	C.Davis			2	2	21	10.5	13	0				
B.Bell	1	1	9	9.0	9	0	L.Stocker			1	1	7	7.0	7	0				
J.O'Shaughnessy	2	1	7	7.0	7	0	T.Sharpe			4	0	0	0.0	0	0				
C.Hyde	1	1	-3	-3.0	-3	0													
L.Fournette	1	1	-4	-4.0	-4	0													
K.Cole	2	0	0	0.0	0	0													
T.Bohanon	1	0	0	0.0	0	0													
Total	17	12	93	7.8	21	0	Total			16	12	102	8.5	29	0				

Jacksonville Jaguars														Tennessee Titans									
Regular Defensive Plays														Special Teams									
	TKL	AST	COMB	SK	/ YDS	TFL	Q	IN	PD	FF	FR			TKL	AST	FF	FR	BL	TKL	AST	FF	FR	
Tel.Smith	3	2	5	0	0	0	0	0	0	0	0			0	0	0	0	0		0	0	0	0
R.Harrison	4	0	4	0	0	0	0	1	1	0	0			0	0	0	0	0		0	0	0	0
M.Jack	2	2	4	1	0	0	1	0	0	0	0			0	0	0	0	0		0	0	0	0
A.Bouye	3	0	3	0	0	0	0	0	0	0	0			0	0	0	0	0		0	0	0	0
Total	12	4	16	1	0	0	1	1	1	0	0			0	0	0	0	0		0	0	0	0

12/6/2018 at Nissan Stadium

[illegible]

JAX wins the coin toss and elects to defer. TEN elects to Receive, and JAX elects to defend the north goal.

J.Lambo kicks 67 yards from JAX 35 to TEN -2. D.Jennings to TEN 27 for 29 yards (C.Davis).

Tennessee Titans at 15:00, (1st play from scrimmage 14:53)

1-10-TEN 27	(14:53) (Shotgun) D.Lewis right guard to TEN 29 for 2 yards (M.Jack; Tel.Smith).	
2-8-TEN 29	(14:19) (No Huddle, Shotgun) M.Mariota pass short left to T.Taylor to TEN 37 for 8 yards (A.Bouye).	P1
1-10-TEN 37	(13:38) D.Lewis right end to TEN 42 for 5 yards (M.Jack).	
2-5-TEN 42	(12:57) M.Mariota pass short left to D.Lewis to TEN 46 for 4 yards (Tel.Smith).	
3-1-TEN 46	(12:19) (No Huddle) M.Mariota up the middle to TEN 49 for 3 yards (E.Ankou).	R2
1-10-TEN 49	(11:44) (No Huddle) M.Mariota pass short middle to D.Lewis to JAX 48 for 3 yards (Tel.Smith).	
2-7-JAX 48	(11:04) (No Huddle) M.Mariota pass short left to D.Lewis pushed ob at JAX 19 for 29 yards (L.Jacobs).	P3
1-10-JAX 19	(10:28) (No Huddle) D.Henry left guard to JAX 5 for 14 yards (R.Harrison).	R4
1-5-JAX 5	(10:01) (No Huddle) D.Henry right tackle to JAX 3 for 2 yards (Tel.Smith; T.Bryan).	
2-3-JAX 3	(9:35) (No Huddle, Shotgun) D.Henry left guard for 3 yards, TOUCHDOWN.	R5
R.Succop extra point is GOOD, Center-B.Brinkley, Holder-B.Kern.		

JAX 0 TEN 7, 10 plays, 73 yards, 5:30 drive, 5:30 elapsed
-----------------------------------------------------------

R.Succop kicks 60 yards from TEN 35 to JAX 5. R.Greene to JAX 17 for 12 yards (B.Trawick).

Jacksonville Jaguars at 9:30, (1st play from scrimmage 9:25)

1-10-JAX 17	(9:25) (Shotgun) C.Kessler pass short right to D.Moncrief to JAX 27 for 10 yards (A.Jackson).	P1
1-10-JAX 27	(8:52) (Shotgun) L.Fournette left tackle to JAX 30 for 3 yards (D.Jones, W.Woodyard).	
2-7-JAX 30	(8:21) C.Kessler pass short right to B.Bell pushed ob at JAX 39 for 9 yards (L.Ryan).	P2
1-10-JAX 39	(7:45) L.Fournette left guard to JAX 40 for 1 yard (R.Evans; W.Woodyard).	
2-9-JAX 40	(7:09) L.Fournette right guard to JAX 40 for no gain (J.Casey; K.Vaccaro).	
3-9-JAX 40	(6:29) (Shotgun) C.Kessler sacked at JAX 32 for -8 yards (K.Byard).	
Penalty on JAX-E.Flowers, Offensive Holding, declined.		
4-17-JAX 32	(6:13) (Punt formation) L.Cooke punts 54 yards to TEN 14, Center-M.Overton. C.Batson to TEN 19 for 5 yards (Q.Meeks; C.Davis).	

Tennessee Titans at 6:00

1-10-TEN 19	(6:00) D.Henry left tackle pushed ob at TEN 24 for 5 yards (D.Hayden).	
2-5-TEN 24	(5:22) C.Davis right end pushed ob at TEN 24 for no gain (L.Jacobs).	
3-5-TEN 24	(4:41) (Shotgun) M.Mariota pass short left to C.Davis pushed ob at TEN 37 for 13 yards (A.Bouye).	P6
1-10-TEN 37	(3:55) (No Huddle) D.Lewis left guard to TEN 39 for 2 yards (M.Jack; E.Ankou).	
2-8-TEN 39	(3:25) (No Huddle, Shotgun) D.Henry up the middle to TEN 45 for 6 yards (D.Hayden).	
3-2-TEN 45	(3:04) (No Huddle) M.Mariota pass short middle to T.Taylor to JAX 42 for 13 yards (A.Bouye).	P7
1-10-JAX 42	(2:31) (No Huddle) M.Mariota pass deep left intended for T.Sharpe INTERCEPTED by R.Harrison at JAX 26. R.Harrison to JAX 40 for 14 yards (D.Henry; M.Mariota).	

Jacksonville Jaguars at 2:17

1-10-JAX 40	(2:17) (Shotgun) C.Kessler pass short right to L.Fournette to JAX 36 for -4 yards (J.Casey; H.Landry).	
2-14-JAX 36	(1:38) (Shotgun) C.Kessler pass incomplete deep right to J.O'Shaughnessy (A.Jackson). TEN-K.Vaccaro was injured during the play. His return is Questionable.	
3-14-JAX 36	(1:31) (Shotgun) C.Kessler pass short right to T.Yeldon to JAX 46 for 10 yards (L.Sims).	
4-4-JAX 46	(:59) (Punt formation) L.Cooke punts 47 yards to TEN 7, Center-M.Overton. C.Batson MUFFS catch, touched at TEN 7, and recovers at TEN 1. C.Batson tackled in End Zone for -1 yards, SAFETY (L.Jacobs).	

JAX 2 TEN 7, 0 plays, -1 yards, 0:00 drive , 14:15 elapsed
------------------------------------------------------------

B.Kern kicks 43 yards from TEN 20 to JAX 37. D.Moncrief ran ob at JAX 44 for 7 yards.

Jacksonville Jaguars at 0:45, (1st play from scrimmage 0:40)

1-10-JAX 44	(:40) L.Fournette left tackle to JAX 48 for 4 yards (D.Morgan).
-------------	-----------------------------------------------------------------

END OF QUARTER

	Score	Time Poss	First Downs				Efficiencies	
			R	P	X	T	3 Down	4 Down
Jacksonville Jaguars	2	5:47	0	2	0	2	0/2	0/0
Tennessee Titans	7	9:13	3	4	0	7	3/3	0/0

## Play By Play

## Second Quarter

12/6/2018

Jacksonville Jaguars continued.

2-6-JAX 48	(15:00) (Shotgun) L.Fournette right guard to TEN 49 for 3 yards (R.Evans, B.Logan).	
3-3-TEN 49	(14:15) (Shotgun) C.Kessler pass deep middle to D.Westbrook to TEN 28 for 21 yards (L.Ryan).	P3
<u>1-10-TEN 28</u>	(13:30) (Shotgun) C.Kessler pass short left to D.Moncrief to TEN 19 for 9 yards (M.Butler).	
2-1-TEN 19	(12:56) L.Fournette up the middle to TEN 13 for 6 yards (K.Vaccaro).	
	PENALTY on JAX-D.Moncrief, Illegal Block Above the Waist, 10 yards, enforced at TEN 14.	
2-6-TEN 24	(12:24) (Shotgun) C.Kessler pass short right to D.Westbrook to TEN 14 for 10 yards (J.Brown).	P4
<u>1-10-TEN 14</u>	(11:35) (Shotgun) C.Kessler pass short left to J.O'Shaughnessy ran ob at TEN 7 for 7 yards.	
2-3-TEN 7	(10:54) L.Fournette up the middle to TEN 5 for 2 yards (D.Morgan).	
3-1-TEN 5	(10:11) C.Kessler up the middle to TEN 5 for no gain (J.Casey).	
4-1-TEN 5	(9:34) C.Kessler right guard to TEN 3 for 2 yards (A.Johnson).	R5
<u>1-3-TEN 3</u>	(8:57) L.Fournette up the middle to TEN 1 for 2 yards (D.Morgan, L.Ryan).	
2-1-TEN 1	(8:17) L.Fournette left tackle to TEN 1 for no gain (L.Ryan, A.Johnson).	
3-1-TEN 1	(7:36) C.Kessler pass incomplete short right to T.Bohanon.	
4-1-TEN 1	(7:30) L.Fournette left tackle to TEN 1 for no gain (R.Evans).	

Tennessee Titans at 7:25

1-10-TEN 1	(7:25) D.Henry up the middle for 99 yards, TOUCHDOWN. TEN-J.Smith was injured during the play. His return is Questionable.	R8
	R.Succop extra point is No Good, Hit Left Upright, Center-B.Brinkley, Holder-B.Kern.	

JAX 2 TEN 13, 1 plays, 99 yards, 0:18 drive, 7:53 elapsed

R.Succop kicks 65 yards from TEN 35 to end zone, Touchback.

Jacksonville Jaguars at 7:07

1-10-JAX 25	(7:07) (Shotgun) C.Kessler pass short right to D.Westbrook to JAX 33 for 8 yards (K.Byard).	
2-2-JAX 33	(6:33) L.Fournette right guard to JAX 35 for 2 yards (K.Vaccaro).	R6
<u>1-10-JAX 35</u>	(5:54) C.Kessler pass short left to D.Moncrief pushed ob at JAX 44 for 9 yards (L.Ryan).	
2-1-JAX 44	(5:17) L.Fournette left guard to JAX 46 for 2 yards (K.Vaccaro).	R7
<u>1-10-JAX 46</u>	(4:38) (Shotgun) C.Kessler pass short middle to D.Moncrief to TEN 47 for 7 yards (S.Finch) [H.Landry].	
2-3-TEN 47	(3:56) C.Kessler pass short right to C.Hyde to 50 for -3 yards (R.Evans; A.Jackson).	
3-6-50	(3:11) (Shotgun) C.Kessler sacked at JAX 38 for -12 yards (J.Casey).	
4-18-JAX 38	(2:33) (Punt formation) L.Cooke punts 56 yards to TEN 6, Center-M.Overton, downed by JAX-Q.Meeks.	

Tennessee Titans at 2:21

1-10-TEN 6	(2:21) M.Mariota pass incomplete short right to T.Sharpe.	
2-10-TEN 6	(2:16) (Shotgun) M.Mariota pass short right to L.Stocker to TEN 13 for 7 yards (R.Harrison).	

Two-Minute Warning

3-3-TEN 13	(2:00) (Shotgun) M.Mariota sacked at TEN 13 for 0 yards (M.Jack).	
	Timeout #1 by JAX at 01:51.	
4-3-TEN 13	(1:51) (Punt formation) B.Kern punts 62 yards to JAX 25, Center-B.Brinkley. D.Westbrook to JAX 24 for -1 yards (J.Kalu).	

Jacksonville Jaguars at 1:41

1-10-JAX 24	(1:41) (Shotgun) C.Kessler pass incomplete short right to K.Cole.	
2-10-JAX 24	(1:36) (Shotgun) C.Kessler pass incomplete short left to K.Cole.	
3-10-JAX 24	(1:31) (Shotgun) C.Kessler pass incomplete deep left to D.Moncrief (M.Butler).	
4-10-JAX 24	(1:24) (Punt formation) L.Cooke punts 41 yards to TEN 35, Center-M.Overton, out of bounds.	

Tennessee Titans at 1:17

1-10-TEN 35	(1:17) (Shotgun) M.Mariota pass short left to T.Sharpe ran ob at JAX 44 for 21 yards. The Replay Official reviewed the pass completion ruling, and the play was REVERSED. (Shotgun) M.Mariota pass incomplete short left to T.Sharpe.	
2-10-TEN 35	(1:12) (Shotgun) M.Mariota pass incomplete deep right to C.Davis.	
	PENALTY on JAX-R.Harrison, Defensive Pass Interference, 20 yards, enforced at TEN 35 - No Play.	X9
<u>1-10-JAX 45</u>	(1:05) (Shotgun) M.Mariota pass short left to T.Taylor pushed ob at JAX 39 for 6 yards (R.Harrison).	
2-4-JAX 39	(:58) (Shotgun) PENALTY on JAX-D.Smoot, Neutral Zone Infraction, 5 yards, enforced at JAX 39 - No Play.	X10
<u>1-10-JAX 34</u>	(:58) (Shotgun) M.Mariota pass short middle to T.Taylor to JAX 26 for 8 yards (J.Ramsey).	
	Timeout #1 by TEN at 00:42.	

2-2-JAX 26 (:42) (Shotgun) M.Mariota pass short left to C.Davis to JAX 18 for 8 yards (R.Harrison).

1-10-JAX 18 (:24) (No Huddle, Shotgun) M.Mariota pass short left to D.Lewis pushed ob at JAX 16 for 2 yards (D.Hayden).

2-8-JAX 16 (:19) (Shotgun) M.Mariota pass short left to D.Lewis pushed ob at JAX 15 for 1 yard (Tel.Smith).

Timeout #2 by TEN at 00:15.

3-7-JAX 15 (:15) (Shotgun) M.Mariota pass incomplete short right to T.Sharpe.

4-7-JAX 15 (:10) (Field Goal formation) R.Succop 33 yard field goal is GOOD, Center-B.Brinkley, Holder-B.Kern.

JAX 2 TEN 16, 8 plays, 50 yards, 2 penalties, 1:12 drive, 14:55 elapsed
-------------------------------------------------------------------------

R.Succop kicks 65 yards from TEN 35 to end zone, Touchback.

Jacksonville Jaguars at 0:05

1-10-JAX 25 (:05) C.Kessler kneels to JAX 24 for -1 yards.

END OF QUARTER	Score	Time Poss	First Downs				Efficiencies	
			R	P	X	T	3 Down	4 Down
Jacksonville Jaguars	2	12:50	3	2	0	5	1/5	1/2
Tennessee Titans	16	2:10	1	1	2	4	0/2	0/0

Third Quarter

12/6/2018

Play By Play

JAX elects to Receive, and TEN elects to defend the North goal.

R.Succop kicks 65 yards from TEN 35 to end zone, Touchback.

Jacksonville Jaguars at 15:00

- 1-10-JAX 25 (15:00) L.Fournette left tackle to JAX 37 for 12 yards (J.Casey).  
PENALTY on JAX-J.Parnell, Offensive Holding, 10 yards, enforced at JAX 25 - No Play.
- 1-20-JAX 15 (14:40) (Shotgun) C.Kessler pass short middle to K.Cole to JAX 30 for 15 yards (W.Woodyard; J.Brown) [B.Orakpo].
- 2-5-JAX 30 (14:05) (Shotgun) L.Fournette left guard to JAX 37 for 7 yards (D.Morgan).  
PENALTY on JAX-P.Omameh, Offensive Holding, 10 yards, enforced at JAX 30 - No Play.
- 2-15-JAX 20 (13:47) (Shotgun) C.Kessler pass incomplete deep left to D.Moncrief.
- 3-15-JAX 20 (13:42) (Shotgun) C.Kessler pass short right to J.O'Shaughnessy to JAX 24 for 4 yards (A.Jackson).
- 4-11-JAX 24 (13:09) (Punt formation) L.Cooke punts 52 yards to TEN 24, Center-M.Overton. A.Jackson to TEN 32 for 8 yards (N.DeLuca).

Tennessee Titans at 12:55

- 1-10-TEN 32 (12:55) (Shotgun) D.Henry right guard to TEN 34 for 2 yards (M.Jackson; Tel.Smith).
- 2-8-TEN 34 (12:13) (Shotgun) M.Mariota pass incomplete deep right to T.Taylor.
- 3-8-TEN 34 (12:06) (Shotgun) M.Mariota pass short right to A.Firkser to TEN 44 for 10 yards (R.Harrison). P12
- 1-10-TEN 44 (11:28) (No Huddle) M.Mariota pass short left to T.Taylor to JAX 45 for 11 yards (M.Jack). P13
- 1-10-JAX 45 (10:55) D.Henry right tackle to JAX 42 for 3 yards (J.Ramsey).
- 2-7-JAX 42 (10:15) (Shotgun) Direct snap to D.Henry. D.Henry up the middle to JAX 27 for 15 yards (T.Gipson; A.Bouye). R14
- 1-10-JAX 27 (9:38) (Shotgun) Direct snap to D.Henry. D.Henry up the middle to JAX 21 for 6 yards (D.Hayden).  
PENALTY on TEN-J.Conklin, Offensive Holding, 10 yards, enforced at JAX 27 - No Play.
- 1-20-JAX 37 (9:07) M.Mariota pass short right to T.Taylor pushed ob at JAX 24 for 13 yards (J.Ramsey).
- 2-7-JAX 24 (8:31) D.Lewis left tackle to JAX 28 for -4 yards (T.Gipson; M.Jackson).
- 3-11-JAX 28 (7:47) (Shotgun) M.Mariota scrambles up the middle pushed ob at JAX 16 for 12 yards (A.Bouye). TEN-T.Lewan was injured during the play. R15  
His return is Questionable.
- 1-10-JAX 16 (7:24) D.Henry up the middle for 16 yards, TOUCHDOWN. R16  
R.Succop extra point is GOOD, Center-B.Brinkley, Holder-B.Kern.

JAX 2 TEN 23, 10 plays, 68 yards, 5:36 drive, 7:41 elapsed
------------------------------------------------------------

R.Succop kicks 65 yards from TEN 35 to end zone, Touchback.

Jacksonville Jaguars at 7:19

- 1-10-JAX 25 (7:19) C.Kessler pass incomplete short right to D.Moncrief (K.Vaccaro).
- 2-10-JAX 25 (7:13) (Shotgun) C.Kessler pass deep left to K.Cole to TEN 40 for 35 yards (M.Butler). P8
- 1-10-TEN 40 (6:30) L.Fournette left tackle to TEN 35 for 5 yards (R.Evans).
- 2-5-TEN 35 (5:50) C.Kessler sacked at TEN 46 for -11 yards (sack split by S.Finch and J.Casey). FUMBLES (S.Finch) [J.Casey], RECOVERED by TEN-S.Finch at TEN 46. S.Finch to TEN 46 for no gain (C.Kessler).

Tennessee Titans at 5:41

- 1-10-TEN 46 (5:41) D.Henry right end for 54 yards, TOUCHDOWN. R17  
R.Succop extra point is GOOD, Center-B.Brinkley, Holder-B.Kern.

JAX 2 TEN 30, 1 plays, 54 yards, 0:11 drive, 9:30 elapsed
-----------------------------------------------------------

R.Succop kicks 65 yards from TEN 35 to end zone, Touchback.

PENALTY on TEN-B.Trawick, Illegal Formation, 5 yards, enforced at TEN 35 - No Play.

R.Succop kicks 68 yards from TEN 30 to JAX 2. R.Greene to JAX 33 for 31 yards (M.Pruitt).

Jacksonville Jaguars at 5:30, (1st play from scrimmage 5:22)

- 1-10-JAX 33 (5:22) (Shotgun) C.Kessler pass short middle to D.Westbrook to JAX 40 for 7 yards (W.Woodyard; J.Brown).
- 2-3-JAX 40 (5:00) (No Huddle, Shotgun) C.Kessler scrambles right end to JAX 46 for 6 yards (B.Logan; J.Brown). R9
- 1-10-JAX 46 (4:26) (Shotgun) T.Yeldon right end to TEN 47 for 7 yards (W.Woodyard; J.Casey).
- 2-3-TEN 47 (3:49) (No Huddle, Shotgun) C.Kessler pass short right to K.Cole to TEN 42 for 5 yards (A.Jackson). P10
- 1-10-TEN 42 (3:19) (No Huddle, Shotgun) C.Kessler pass short right to D.Westbrook to TEN 30 for 12 yards (J.Brown). P11
- 1-10-TEN 30 (2:50) (No Huddle, Shotgun) C.Kessler pass incomplete short right to K.Cole (H.Landry).
- 2-10-TEN 30 (2:46) (No Huddle, Shotgun) C.Kessler pass deep left to D.Westbrook to TEN 7 for 23 yards (M.Butler). P12
- 1-7-TEN 7 (2:13) (No Huddle, Shotgun) C.Kessler pass incomplete short right.
- 2-7-TEN 7 (2:06) (Shotgun) C.Kessler pass incomplete short left to D.Moncrief (M.Butler) [J.Brown].
- 3-7-TEN 7 (2:02) (Shotgun) C.Kessler pass incomplete short right to D.Westbrook.



Jacksonville Jaguars vs Tennessee Titans at Nissan Stadium

4-7-TEN 7

(1:56) (Shotgun) C.Kessler pass short right to D.Westbrook for 7 yards, TOUCHDOWN [B.Orakpo].  
The Replay Official reviewed the pass completion ruling, and the play was Upheld. The ruling on the field stands.  
J.Lambo extra point is GOOD, Center-M.Overton, Holder-L.Cooke.

P13

JAX 9 TEN 30, 11 plays, 67 yards, 3:41 drive, 13:11 elapsed

J.Lambo kicks 65 yards from JAX 35 to end zone, Touchback.

Tennessee Titans at 1:49

1-10-TEN 25

(1:49) D.Lewis up the middle to TEN 30 for 5 yards (Tel.Smith).

2-5-TEN 30

(1:05) D.Lewis right end to TEN 31 for 1 yard (M.Jack).

3-4-TEN 31

(:20) M.Mariota pass short right to M.Pruitt to TEN 40 for 9 yards (N.DeLuca).

P18

END OF QUARTER	Score	Time Poss	First Downs				Efficiencies	
			R	P	X	T	3 Down	4 Down
Jacksonville Jaguars	9	7:24	1	5	0	6	0/2	1/1
Tennessee Titans	30	7:36	4	3	0	7	3/3	0/0

Fourth Quarter

12/6/2018

Play By Play

Tennessee Titans continued.

- 1-10-TEN 40(15:00) D.Henry up the middle to TEN 37 for -3 yards (C.Campbell).
- 2-13-TEN 37(14:18) D.Henry up the middle to TEN 38 for 1 yard (T.Gipson, M.Dareus).
- 3-12-TEN 38(13:33) (Shotgun) M.Mariota pass short left to A.Firkser to TEN 39 for 1 yard (Tel.Smith).  
Penalty on TEN-T.Lewan, Illegal Block Above the Waist, declined.
- 4-11-TEN 39(13:06) (Punt formation) B.Kern punts 56 yards to JAX 5, Center-B.Brinkley. Q.Meeks to JAX 6 for 1 yard (B.Trawick; H.Landry).

Jacksonville Jaguars at 12:52

- 1-10-JAX 6(12:52) (Shotgun) C.Kessler pass incomplete short right to K.Cole.
- 2-10-JAX 6(12:49) (Shotgun) C.Kessler pass short left to D.Moncrief pushed ob at JAX 18 for 12 yards (W.Woodyard).P14
- 1-10-JAX 18(12:15) (Shotgun) C.Kessler pass short middle to B.Bell to JAX 25 for 7 yards (B.Orakpo, W.Woodyard).
- 2-3-JAX 25(11:50) (Shotgun) C.Kessler pass incomplete short right [K.Byard].  
PENALTY on JAX-J.Parnell, Offensive Holding, 10 yards, enforced at JAX 25 - No Play.
- 2-13-JAX 15(11:44) (Shotgun) C.Kessler scrambles up the middle to JAX 25 for 10 yards (D.Morgan).
- 3-3-JAX 25(11:07) (No Huddle, Shotgun) C.Kessler pass incomplete short right to R.Greene.
- 4-3-JAX 25(11:02) (Shotgun) C.Kessler pass incomplete deep left to D.Moncrief.

Tennessee Titans at 10:54

- 1-10-JAX 25(10:54) D.Henry right guard to JAX 24 for 1 yard (T.Bryan; M.Jack).
- 2-9-JAX 24(10:12) D.Henry left end to JAX 14 for 10 yards (M.Jack).R19
- 1-10-JAX 14(9:24) D.Henry right end to JAX 3 for 11 yards (J.Ramsey).R20
- 1-3-JAX 3(8:36) (Shotgun) D.Lewis up the middle to JAX 1 for 2 yards (T.Bryan).  
PENALTY on JAX, Defensive Too Many Men on Field, 2 yards, enforced at JAX 3 - No Play.  
Penalty on JAX-M.Jackson, Defensive Offside, declined.
- 1-1-JAX 1(8:25) D.Lewis right tackle to JAX 1 for no gain (M.Jack, T.Bryan).
- 2-1-JAX 1(7:40) D.Lewis right guard to JAX 2 for -1 yards (J.Ramsey, C.Campbell).  
Timeout #1 by TEN at 06:52.
- 3-2-JAX 2(6:52) D.Henry left end pushed ob at JAX 3 for -1 yards (T.Gipson, M.Jack).
- 4-3-JAX 3(6:12) M.Mariota pass incomplete short right to C.Davis.

Jacksonville Jaguars at 6:07

- 1-10-JAX 3(6:07) (Shotgun) C.Kessler pass incomplete short right [D.Morgan].  
PENALTY on TEN-D.Morgan, Roughing the Passer, 15 yards, enforced at JAX 3 - No Play.X15
- 1-10-JAX 18(6:02) (Shotgun) C.Kessler pass incomplete deep right [J.Brown].
- 2-10-JAX 18(5:55) (Shotgun) C.Kessler pass short right to L.Fournette to JAX 27 for 9 yards (H.Landry, K.Byard).
- 3-1-JAX 27(5:23) (No Huddle, Shotgun) L.Fournette left tackle to JAX 34 for 7 yards (W.Compton, L.Ryan).R16
- 1-10-JAX 34(4:54) (No Huddle, Shotgun) C.Kessler pass incomplete short middle to L.Fournette (J.Brown).
- 2-10-JAX 34(4:45) (Shotgun) C.Kessler pass short right to R.Greene to JAX 44 for 10 yards (A.Jackson).P17
- 1-10-JAX 44(4:14) (No Huddle, Shotgun) C.Kessler pass incomplete deep left to D.Westbrook.
- 2-10-JAX 44(4:07) (Shotgun) C.Kessler pass short left to J.O'Shaughnessy to JAX 45 for 1 yard (M.Butler).
- 3-9-JAX 45(3:38) (No Huddle, Shotgun) C.Kessler pass incomplete short middle to D.Westbrook. TEN-B.Orakpo was injured during the play. His return is Questionable.
- 4-9-JAX 45(3:33) (Shotgun) C.Kessler sacked at JAX 31 for -14 yards (L.Ryan).

Tennessee Titans at 3:26

- 1-10-JAX 31(3:26) D.Lewis up the middle to JAX 30 for 1 yard (Tel.Smith; M.Jack).
- 2-9-JAX 30(2:41) D.Lewis left tackle to JAX 28 for 2 yards (M.Jack, Tel.Smith).

Two-Minute Warning

- 3-7-JAX 28(2:00) M.Mariota pass short right to A.Firkser to JAX 12 for 16 yards (M.Jack).P21
- 1-10-JAX 12(1:11) M.Mariota kneels to JAX 13 for -1 yards.
- 2-11-JAX 13(:34) M.Mariota kneels to JAX 14 for -1 yards.

END OF QUARTER

	Score	Time Poss	First Downs				Efficiencies	
			R	P	X	T	3 Down	4 Down
Jacksonville Jaguars	9	4:39	1	2	1	4	1/3	0/2
Tennessee Titans	30	10:21	2	1	0	3	1/3	0/1

# Miscellaneous Statistics Report

Jacksonville Jaguars vs Tennessee Titans

12/6/2018 at Nissan Stadium

## Ten Longest Plays for Jacksonville Jaguars

Yards	Qtr	Play Start	Play Description
54	1	4-4-JAX 46	(:59) (Punt formation) L.Cooke punts 47 yards to TEN 7, Center-M.Overton. C.Batson MUFFS catch, touched at TEN 7, and recovers at TEN 1. C.Batson tackled in End Zone for -1 yards, SAFETY (L.Jacobs).
35	3	2-10-JAX 25	(7:13) (Shotgun) C.Kessler pass deep left to K.Cole to TEN 40 for 35 yards (M.Butler).
23	3	2-10-TEN 30	(2:46) (No Huddle, Shotgun) C.Kessler pass deep left to D.Westbrook to TEN 7 for 23 yards (M.Butler).
21	2	3-3-TEN 49	(14:15) (Shotgun) C.Kessler pass deep middle to D.Westbrook to TEN 28 for 21 yards (L.Ryan).
15	3	1-20-JAX 15	(14:40) (Shotgun) C.Kessler pass short middle to K.Cole to JAX 30 for 15 yards (W.Woodyard; J.Brown) [B.Orakpo].
12	3	1-10-TEN 42	(3:19) (No Huddle, Shotgun) C.Kessler pass short right to D.Westbrook to TEN 30 for 12 yards (J.Brown).
12	4	2-10-JAX 6	(12:49) (Shotgun) C.Kessler pass short left to D.Moncrief pushed ob at JAX 18 for 12 yards (W.Woodyard).
10	1	1-10-JAX 17	(9:25) (Shotgun) C.Kessler pass short right to D.Moncrief to JAX 27 for 10 yards (A.Jackson).
10	1	3-14-JAX 36	(1:31) (Shotgun) C.Kessler pass short right to T.Yeldon to JAX 46 for 10 yards (L.Sims).
10	2	2-6-TEN 24	(12:24) (Shotgun) C.Kessler pass short right to D.Westbrook to TEN 14 for 10 yards (J.Brown).

## Ten Longest Plays for Tennessee Titans

Yards	Qtr	Play Start	Play Description
99	2	1-10-TEN 1	(7:25) D.Henry up the middle for 99 yards, TOUCHDOWN. TEN-J.Smith was injured during the play. His return is
54	3	1-10-TEN 46	(5:41) D.Henry right end for 54 yards, TOUCHDOWN.
29	1	2-7-JAX 48	(11:04) (No Huddle) M.Mariota pass short left to D.Lewis pushed ob at JAX 19 for 29 yards (L.Jacobs).
16	3	1-10-JAX 16	(7:24) D.Henry up the middle for 16 yards, TOUCHDOWN.
16	4	3-7-JAX 28	(2:00) M.Mariota pass short right to A.Firkser to JAX 12 for 16 yards (M.Jack).
15	3	2-7-JAX 42	(10:15) (Shotgun) Direct snap to D.Henry. D.Henry up the middle to JAX 27 for 15 yards (T.Gipson; A.Bouye).
14	1	1-10-JAX 19	(10:28) (No Huddle) D.Henry left guard to JAX 5 for 14 yards (R.Harrison).
13	1	3-5-TEN 24	(4:41) (Shotgun) M.Mariota pass short left to C.Davis pushed ob at TEN 37 for 13 yards (A.Bouye).
13	1	3-2-TEN 45	(3:04) (No Huddle) M.Mariota pass short middle to T.Taylor to JAX 42 for 13 yards (A.Bouye).
13	3	1-20-JAX 37	(9:07) M.Mariota pass short right to T.Taylor pushed ob at JAX 24 for 13 yards (J.Ramsey).

## Touchdown Scoring Information

		Offense	Defense	Special Teams
VISITOR	Jacksonville Jaguars	1	0	0
HOME	Tennessee Titans	4	0	0

## Player Scoring Information

Club	Player	TD	Rush TD	Rec TD	KO TD	Punt TD	Int TD	Fum TD	Misc TD	FG	XP	2Pt Rush	2Pt Rec	Sfty	Points
JAX	D.Westbrook	0	0	1	0	0	0	0	0	0	0	0	0	0	6
JAX	L.Jacobs	0	0	0	0	0	0	0	0	0	0	0	0	1	2
JAX	J.Lambo	0	0	0	0	0	0	0	0	0	1	0	0	0	1
TEN	D.Henry	0	4	0	0	0	0	0	0	0	0	0	0	0	24
TEN	R.Succop	0	0	0	0	0	0	0	0	1	3	0	0	0	6

## Possession Detail

	First Half		Second Half		Game	
	Visitor	Home	Visitor	Home	Visitor	Home
Largest Lead	0	14	0	28	0	28
Drives Leading	0	4	0	5	0	9
Time of Possession Leading	0:00	5:53	0:00	17:57	0:00	23:50
Largest Deficit	-14	0	-28	0	-28	0
Drives Trailing	6	0	5	0	11	0
Time of Possession Trailing	18:37	0:00	12:03	0:00	30:40	0:00
Times Score Tied Up		0		0		0
Lead Changes		1		0		1

# Playtime Percentage

*Percent of playtime per player on offense, defense and special teams*

Jacksonville Jaguars

Tennessee Titans

		Offense			Defense			Special Teams					Offense			Defense			Special Teams		
J Parnell	T	71	100%					1	4%	Q Spain			G	60	100%				5	22%	
P Oameh	G	71	100%					1	4%	B Jones			C	60	100%				1	4%	
T Shatley	C	71	100%					1	4%	M Mariota			QB	60	100%						
A Cann	G	71	100%					1	4%	T Lewan			T	59	98%				4	17%	
E Flowers	T	71	100%							J Kline			G	57	95%				5	22%	
C Kessler	QB	71	100%							C Davis			WR	49	82%						
D Westbrook	WR	65	92%					9	39%	T Taylor			WR	41	68%						
L Fournette	RB	55	77%							J Conklin			T	40	67%				4	17%	
J O'Shaughnessy	TE	54	76%					3	13%	L Stocker			TE	39	65%				7	30%	
D Moncrief	WR	53	75%					2	9%	D Lewis			RB	38	63%						
K Cole	WR	51	72%					12	52%	D Henry			RB	24	40%						
B Bell	TE	23	32%					11	48%	A Firkser			TE	23	38%				2	9%	
B Koyack	TE	17	24%							M Pruitt			TE	22	37%				16	70%	
R Greene	WR	12	17%					8	35%	D Kelly			T	21	35%				5	22%	
T Yeldon	RB	12	17%							T Sharpe			WR	20	33%						
T Bohanon	FB	7	10%					15	65%	D Jennings			WR	18	30%				7	30%	
C Reed	G	3	4%					1	4%	J Smith			TE	17	28%				1	4%	
C Hyde	RB	3	4%							C Batson			WR	7	12%				10	43%	
M Jack	LB				60	100%		5	22%	C Levin			C	5	8%				5	22%	
T Smith	LB				60	100%		5	22%	L Ryan			CB			71	100%		5	22%	
R Harrison	SS				60	100%		2	9%	K Byard			FS			71	100%		2	9%	
T Gipson	FS				60	100%				K Vaccaro			SS			70	99%				
J Ramsey	CB				60	100%				A Jackson			CB			67	94%		3	13%	
A Bouye	CB				58	97%				J Casey			DT			59	83%				
C Campbell	DE				53	88%	6	26%		J Brown			LB			58	82%		2	9%	
Y Ngakou	DE				41	68%	5	22%		M Butler			CB			50	70%		4	17%	
M Jackson	DT				36	60%				B Orakpo			LB			50	70%				
E Ankou	DT				33	55%				W Woodyard			LB			49	69%				
T Bryan	DE				32	53%	5	22%		H Landry			LB			46	65%		12	52%	
D Hayden	CB				32	53%				D Morgan			LB			46	65%				
D Smoot	DE				23	38%	8	35%		R Evans			LB			36	51%				
M Dareus	NT				19	32%				D Jones			DE			32	45%		1	4%	
N DeLuca	LB				17	28%	15	65%		A Johnson			NT			24	34%		6	26%	
L Jacobs	LB				10	17%	4	17%		S Finch			LB			16	23%		18	78%	
L McCray	DE				5	8%	20	87%		B Logan			NT			16	23%		1	4%	
B Brown	LB				1	2%	17	74%		W Compton			LB			10	14%		17	74%	
C Davis	FS						22	96%		D Kilgo			NT			8	11%		1	4%	
J Wilson	FS						17	74%		K Lewis			FS			1	1%		18	78%	
Q Meeks	CB						17	74%		L Sims			CB			1	1%		16	70%	
T Patmon	CB						14	61%		B Trawick			FS						18	78%	
M Spaight	LB						10	43%		D Bates			LB						18	78%	
M Overton	LS						6	26%		R Succop			K						12	52%	
L Cooke	P						6	26%		J Kalu			CB						12	52%	
J Lambo	K						3	13%		B Kern			P						8	35%	
C Robinson	T						1	4%		B Brinkley			LS						7	30%	

# 2018 TENNESSEE TITANS REGULAR SEASON STATISTICS

Won 7, Lost 6

Date	W-L	Score	OT	Opponent	Attendance
09/09	L	20-27		at Miami	65,184
09/16	W	20-17		Houston	62,372
09/23	W	9-6		at Jacksonville	64,015
09/30	W	26-23	OT	Philadelphia	69,013
10/07	L	12-13		at Buffalo	68,202
10/14	L	0-21		Baltimore	64,441
10/21	L	19-20		at L.A. Chargers	84,301
11/05	W	28-14		at Dallas	90,466
11/11	W	34-10		New England	69,363
11/18	L	10-38		at Indianapolis	57,401
11/26	L	17-34		at Houston	71,826
12/02	W	26-22		N.Y. Jets	60,904
12/06	W	30-9		Jacksonville	60,344
12/16				at N.Y. Giants	
12/23				Washington	
12/30				Indianapolis	

Statistic	Tenn.	Opp.
<b>Total First Downs</b>	<b>236</b>	<b>242</b>
Rushing	80	81
Passing	133	146
Penalty	23	15
3rd Down: Made/Att	71/171	59/162
3rd Down Pct.	41.5	36.4
4th Down: Made/Att	6/10	8/16
4th Down Pct.	60.0	50.0
<b>Possession Avg.</b>	<b>29:57</b>	<b>30:03</b>
<b>Total Net Yards</b>	<b>4148</b>	<b>4346</b>
Avg. Per Game	319.1	334.3
Total Plays	771	807
Avg. Per Play	5.4	5.4
<b>Net Yards Rushing</b>	<b>1616</b>	<b>1497</b>
Avg. Per Game	124.3	115.2
Total Rushes	366	343
<b>Net Yards Passing</b>	<b>2532</b>	<b>2849</b>
Avg. Per Game	194.8	219.2
Sacked/Yards Lost	43/253	33/203
Gross Yards	2785	3052
Att./Completions	362/245	431/279
Completion Pct.	67.7	64.7
Had Intercepted	10	7
<b>Punts/Average</b>	<b>60/47.0</b>	<b>59/46.4</b>
Net Punting Avg.	60/41.1	59/38.9
<b>Penalties/Yards</b>	<b>67/607</b>	<b>90/781</b>
<b>Fumbles/Ball Lost</b>	<b>17/5</b>	<b>12/4</b>
<b>Touchdowns</b>	<b>27</b>	<b>27</b>
Rushing	12	8
Passing	14	17

Score By Periods	Q1	Q2	Q3	Q4	OT	PTS
<b>Team</b>	<b>63</b>	<b>45</b>	<b>55</b>	<b>82</b>	<b>6</b>	<b>251</b>
<b>Opponents</b>	<b>60</b>	<b>88</b>	<b>53</b>	<b>50</b>	<b>3</b>	<b>254</b>

Scoring	TD	Rush	Rec	Ret	K-PAT	FG	S	PTS
Succop	0	0	0	0	23/25	22/25	0	89
Henry	9	9	0	0			0	54
C. Davis	4	0	4	0			0	24
J. Smith	3	0	3	0			0	18
D. Lewis	2	1	1	0			0	12
Mariota	2	2	0	0			0	12
Sharpe	2	0	2	0			0	12
Cruikshank	1	0	1	0			0	6
Firkser	1	0	1	0			0	6
Jennings	1	0	0	1			0	6
Stocker	1	0	1	0			0	6
Taylor	1	0	1	0			0	6
<b>Team</b>	<b>27</b>	<b>12</b>	<b>14</b>	<b>1</b>	<b>23/25</b>	<b>22/25</b>	<b>0</b>	<b>251</b>
<b>Opponents</b>	<b>27</b>	<b>8</b>	<b>17</b>	<b>2</b>	<b>27/27</b>	<b>21/24</b>	<b>1</b>	<b>254</b>

2-Pt Conv: TM 0-1, OPP 0-0

**Sacks:** Casey 7, Brown 6, Woodyard 3.5, Ryan 3, Correa 2.5, Landry 2.5, Vaccaro 2, Finch 1.5, Orakpo 1.5, Butler 1, Byard 1, Johnson 1, D. Morgan 0.5, TM 33, OPP 43  
**FUM/Lost:** Mariota 9/2, Jackson 2/0, Batson 1/0, C. Davis 1/0, Henry 1/1, D. Lewis 1/1, J. Smith 1/0, Taylor 1/1

Rushing	No.	Yds	Avg	Long	TD
Henry	145	712	4.9	99t	9
D. Lewis	145	477	3.3	36	1
Mariota	61	339	5.6	27	2
C. Davis	5	54	10.8	39	0
Fluellen	4	16	4.0	13	0
Sharpe	1	16	16.0	16	0
McNichols LG	2	4	2.0	7	0
Batson	1	1	1.0	1	0
Gabbert	3	1	0.3	1	0
Stocker	1	0	0.0	0	0
<b>Team</b>	<b>366</b>	<b>1616</b>	<b>4.4</b>	<b>99t</b>	<b>12</b>
<b>Opponents</b>	<b>343</b>	<b>1497</b>	<b>4.4</b>	<b>97t</b>	<b>8</b>

Receiving	No.	Yds	Avg	Long	TD
C. Davis	54	765	14.2	51	4
D. Lewis	50	348	7.0	37	1
Taylor	30	377	12.6	55	1
Sharpe	25	310	12.4	28	2
J. Smith	20	258	12.9	61t	3
Firkser	16	201	12.6	28	1
Stocker	12	116	9.7	31	1
Henry	12	78	6.5	21	0
Batson	8	82	10.3	26	0
Jennings	5	55	11.0	36	0
Walker	4	52	13.0	16	0
Pruitt LG	4	45	11.3	19	0
Pruitt TM	4	45	11.3	19	0
Matthews TM	3	11	3.7	4	0
Cruikshank	1	66	66.0	66t	1
Mariota	1	21	21.0	21	0
<b>Team</b>	<b>245</b>	<b>2785</b>	<b>11.4</b>	<b>66t</b>	<b>14</b>
<b>Opponents</b>	<b>279</b>	<b>3052</b>	<b>10.9</b>	<b>75t</b>	<b>17</b>

Interceptions	No.	Yds	Avg	Long	TD
Butler	2	34	17.0	34	0
Jackson	2	7	3.5	7	0
Byard	2	0	0.0	0	0
Vaccaro	1	0	0.0	0	0
<b>Team</b>	<b>7</b>	<b>41</b>	<b>5.9</b>	<b>34</b>	<b>0</b>
<b>Opponents</b>	<b>10</b>	<b>175</b>	<b>17.5</b>	<b>54</b>	<b>1</b>

Punting	No.	Yds	Avg	Net	TB	In	Lg	B
Kern	59	2822	47.8	41.1	3	24	62	1
<b>Team</b>	<b>60</b>	<b>2822</b>	<b>47.0</b>	<b>41.1</b>	<b>3</b>	<b>24</b>	<b>62</b>	<b>1</b>
<b>Opponents</b>	<b>59</b>	<b>2740</b>	<b>46.4</b>	<b>38.9</b>	<b>12</b>	<b>23</b>	<b>68</b>	<b>0</b>

Punt Returns	Ret	FC	Yds	Avg	Long	TD
Jackson	12	8	114	9.5	26	0
Matthews TM	4	0	38	9.5	18	0
Williams TM	4	1	47	11.8	38	0
Batson	3	1	4	1.3	5	0
<b>Team</b>	<b>23</b>	<b>10</b>	<b>203</b>	<b>8.8</b>	<b>38</b>	<b>0</b>
<b>Opponents</b>	<b>29</b>	<b>10</b>	<b>294</b>	<b>10.1</b>	<b>51</b>	<b>0</b>

Kickoff Returns	No.	Yds	Avg	Long	TD
Jennings	16	551	34.4	94t	1
<b>Team</b>	<b>16</b>	<b>551</b>	<b>34.4</b>	<b>94t</b>	<b>1</b>
<b>Opponents</b>	<b>18</b>	<b>522</b>	<b>29.0</b>	<b>102t</b>	<b>1</b>

Field Goals	1-19	20-29	30-39	40-49	50+
Succop	0/0	4/5	11/11	4/5	3/4
<b>Team</b>	<b>0/0</b>	<b>4/5</b>	<b>11/11</b>	<b>4/5</b>	<b>3/4</b>
<b>Opponents</b>	<b>0/0</b>	<b>5/5</b>	<b>8/9</b>	<b>6/6</b>	<b>2/4</b>

Succop: (47G,53G)(42G,31G)(39G,48N,36G,28G)(42G, 33G)(25G,54G,39G,50G)()  
 (28G,33G,51N)(28N)(33G, 31G)(42G)(31G)(24G,33G)(33G)  
 OPP: (27G,30G)(54N,34G)(46G,38G)(27G,30G,37G) (40G,46G)()(29G,28G)(38N)  
 (52G,52N)(22G)(43G,47G) (54G,34G,43G,39G,39G)()

Passing	Att	Cmp	Yds	Cmp%	Yds/Att	TD	TD%	Int	Int%	Long	Sack/Lost	Rating
Mariota	298	206	2330	69.1	7.82	11	3.7	8	2.7	61t	39/220	93.4
Gabbert	61	36	360	59.0	5.90	2	3.3	2	3.3	28	4/33	73.1
Byard	1	1	66	100.0	66.00	1	100.0	0	0.0	66t	0/0	158.3
Henry	1	1	8	100.0	8.00	0	0.0	0	0.0	8	0/0	100.0
Jennings	1	1	21	100.0	21.00	0	0.0	0	0.0	21	0/0	118.8
<b>Team</b>	<b>362</b>	<b>245</b>	<b>2785</b>	<b>67.7</b>	<b>7.69</b>	<b>14</b>	<b>3.9</b>	<b>10</b>	<b>2.8</b>	<b>66t</b>	<b>43/253</b>	<b>91.9</b>
<b>Opponents</b>	<b>431</b>	<b>279</b>	<b>3052</b>	<b>64.7</b>	<b>7.08</b>	<b>17</b>	<b>3.9</b>	<b>7</b>	<b>1.6</b>	<b>75t</b>	<b>33/203</b>	<b>91.9</b>

# **TITANS, RB DERRICK HENRY ROLL PAST GIANTS IN 17-0 WIN**

**BY JIM WYATT**  
**TITANS ONLINE**  
**DECEMBER 16, 2018**

EAST RUTHERFORD, N.J. – On another big day by running back Derrick Henry, the Titans picked up another big win.

Henry ran for 170 yards and two touchdowns on 33 carries, one week after rushing for a franchise-record 238 yards against the Jaguars, as the Titans rolled to a 17-0 win over the New York Giants here at MetLife Stadium.

The Titans improved to 8-6 after their third straight win. It was the first shutout by the defense since December 25, 2000 vs. the Cowboys.

The Titans took a 7-0 lead on a one-yard touchdown run by Henry, which came on fourth-and-goal. Quarterback Mariota connected with receiver Corey Davis for third-down completions of 11 and 17 yards on drive, which ended up being 15 plays for 75 yards in 7:45.

Later, the Titans got another one-yard touchdown run by Henry. Kicker Ryan Succop kicked a 22-yard field goal in the fourth quarter to account for the final points.

Defensively, the Titans held the Giants in check. Titans cornerback Logan Ryan and safety Kevin Byard each recorded sacks of Giants quarterback Eli Manning in the first half, giving the team's defensive backs the record for sacks in a season.

Early in the second half, Byard stepped up and made a big interception for the Titans, stopping a Giants drive deep in Tennessee territory.

The defense got an even bigger play later, when linebacker Kamalei Correa sacked Manning, forcing a fumble that was recovered by

defensive lineman Jurrell Casey at the Giants 14.

Five plays later, Henry found the end zone again for the one-yard touchdown.

It was a big day for the defense, which came just one week after the Giants scored 40 points in a win over the Redskins.

The Titans return home to face the Redskins on Saturday at Nissan Stadium.

###



# National Football League Game Summary

NFL Copyright © 2018 by The National Football League. All rights reserved. This summary and play-by-play is for the express purpose of assisting media in their coverage of the game; any other use of this material is prohibited without the written permission of the National Football League. Updated: 12/18/2018

Date: Sunday, 12/16/2018 Tennessee Titans at New York Giants Start Time: 1:02 PM EST  
at MetLife Stadium, East Rutherford, NJ

Game Day Weather

Game Weather: Rain Temp: 40° F (4.4° C) Humidity: 95%, Wind: N 6 mph  
Played on Turf: UBU Speed Series-S5-M Wind Chill: 36

Officials

Referee: Hochuli, Shawn (83) Umpire: Ellison, Roy (81) Down Judge: Camp, Ed (134)  
Line Judge: Bradley, Greg (98) Field Judge: Hill, Tom (97) Side Judge: Dickson, Ryan (25)  
Back Judge: Martinez, Rich (39) Replay Official: Madsen, Carl

Lineups

Tennessee Titans				New York Giants			
Offense		Defense		Offense		Defense	
WR	19 T.Sharpe	DE	90 D.Jones	WR	87 S.Shepard	DL	95 B.Hill
WR	13 T.Taylor	NT	94 A.Johnson	LT	76 N.Solder	DL	94 D.Tomlinson
LT	77 T.Lewan	DT	99 J.Casey	LG	71 W.Hernandez	DL	97 J.Mauro
LG	67 Q.Spain	OLB	91 D.Morgan	C	77 S.Pulley	ILB	93 B.Goodson
C	60 B.Jones	OLB	59 W.Woodyard	RG	78 J.Brown	\$LB	52 A.Ogletree
RG	64 J.Kline	ILB	58 H.Landry	RT	63 C.Wheeler	WILL	54 O.Vernon
RT	71 D.Kelly	OLB	54 R.Evans	TE	88 E.Engram	LCB	23 B.Webb
TE	88 L.Stocker	CB	26 L.Ryan	TE	85 R.Ellison	RCB	20 J.Jenkins
WR	84 C.Davis	SS	24 K.Vaccaro	TE	82 S.Simonson	SS	31 M.Thomas
QB	8 M.Mariota	FS	31 K.Byard	QB	10 E.Manning	FS	35 C.Riley
RB	22 D.Henry	CB	25 A.Jackson	RB	26 S.Barkley	DB	34 G.Haley

Substitutions

K 4 R.Succop, P 6 B.Kern, QB 7 B.Gabbert, WR 15 D.Jennings, WR 17 C.Batson, CB 21 M.Butler, S 28 K.Lewis, DB 29 D.Cruikshank, RB 33 D.Lewis, CB 36 L.Sims, S 41 B.Trawick, OLB 44 K.Correa, DB 46 J.Kalu, LS 48 B.Brinkley, LB 51 W.Compton, LB 53 D.Bates, LB 55 J.Brown, OLB 56 S.Finch, C/G 62 C.Levin, T 69 T.Marz, TE 85 M.Pruitt, TE 86 A.Firkser, DL 96 B.Logan  
K 2 A.Rosas, P 9 R.Dixon, WR 18 B.Fowler, WR 19 C.Coleman, CB 30 A.Hamilton, S 33 K.Ladler, S 36 S.Chandler, RB 39 E.Penny, LB 45 U.Eligwe, LS 51 Z.DeOssie, LB 57 N.Stupar, LB 58 T.Davis, LB 59 L.Carter, DL 72 K.Wynn, G 73 J.Greco, WR 80 J.Davis, WR 81 R.Shepard, DL 90 R.McIntosh, LB 96 K.Martin, DL 99 M.Edwards

Did Not Play

NT 97 D.Kilgo QB 3 A.Tanney, RB 22 W.Gallman, LB 53 C.Barwin, T 68 B.Mihalik

Not Active

RB 30 J.McNichols, RB 32 D.Fluellen, G 61 A.Stinnie, OL 68 A.Pasztor, TE 89 C.Wick, DE 92 M.Dickerson, OLB 98 B.Orakpo WR 13 O.Beckham, QB 17 K.Lauletta, DB 24 T.Lippett, DB 29 K.Moore, C 67 E.Brown, TE 89 G.Dickerson, DL 91 Jo.Jenkins

Field Goals (made ( ) & missed)

R.Succop	48WL (22)	1	2	3	4	OT	Total
VISITOR: Tennessee Titans		7	0	7	3	0	17
HOME: New York Giants		0	0	0	0	0	0

Scoring Plays

Team	Qtr	Time	Play Description (Extra Point) (Drive Info)	Visitor	Home
Titans	1	2:43	D.Henry 1 yd. run (R.Succop kick) (15-75, 7:45)	7	0
Titans	3	2:20	D.Henry 1 yd. run (R.Succop kick) (5-14, 2:47)	14	0
Titans	4	5:06	R.Succop 22 yd. Field Goal (11-49, 7:03)	17	0
Paid Attendance: 74,538				Time: 3:07	

## Final Individual Statistics

Tennessee Titans									New York Giants								
RUSHING						RUSHING						RUSHING					
	ATT	YDS	AVG	LG	TD				ATT	YDS	AVG	LG	TD				
D.Henry	33	170	5.2	22	2	S.Barkley			14	31	2.2	17	0				
D.Lewis	7	35	5.0	17	0	R.Dixon			1	14	14.0	14	0				
M.Mariota	2	11	5.5	11	0	E.Penny			1	2	2.0	2	0				
B.Gabbert	3	-1	-0.3	0	0												
Total	45	215	4.8	22	2	Total			16	47	2.9	17	0				
PASSING									PASSING								
	ATT	CMP	YDS	SK/YD	TD	LG	IN	RT		ATT	CMP	YDS	SK/YD	TD	LG	IN	RT
M.Mariota	20	12	88	1/8	0	17	0	70.4	E.Manning	44	21	229	3/16	0	38	1	54.1
D.Henry	1	1	6	0/0	0	6	0	91.7									
Total	21	13	94	1/8	0	17	0	72.3	Total	44	21	229	3/16	0	38	1	54.1
PASS RECEIVING								PASS RECEIVING									
	TAR	REC	YDS	AVG	LG	TD			TAR	REC	YDS	AVG	LG	TD			
C.Davis	6	3	33	11.0	17	0	E.Ingram		12	8	75	9.4	22	0			
D.Lewis	3	3	9	3.0	7	0	S.Barkley		10	4	25	6.3	11	0			
L.Stocker	2	2	27	13.5	15	0	B.Fowler		4	2	43	21.5	25	0			
T.Taylor	5	2	17	8.5	14	0	S.Shepard		9	2	37	18.5	38	0			
T.Sharpe	1	1	6	6.0	6	0	R.Shepard		4	2	28	14.0	22	0			
M.Pruitt	2	1	2	2.0	2	0	J.Davis		2	2	13	6.5	11	0			
D.Henry	1	1	0	0.0	0	0	C.Coleman		2	1	8	8.0	8	0			
							R.Ellison		1	0	0	0.0	0	0			
Total	20	13	94	7.2	17	0	Total		44	21	229	10.9	38	0			
INTERCEPTIONS							INTERCEPTIONS										
	NO	YDS	AVG	LG	TD				NO	YDS	AVG	LG	TD				
K.Byard	1	0	0.0	0	0												
Total	1	0	0.0	0	0			Total	0	0	0	0	0				
PUNTING								PUNTING									
	NO	YDS	AVG	NET	TB	IN20	LG		NO	YDS	AVG	NET	TB	IN20	LG		
B.Kern	5	220	44.0	43.6	0	5	57	R.Dixon	6	237	39.5	38.2	0	2	50		
Total	5	220	44.0	43.6	0	5	57	Total	6	237	39.5	38.2	0	2	50		
PUNT RETURNS								PUNT RETURNS									
	NO	YDS	AVG	FC	LG	TD			NO	YDS	AVG	FC	LG	TD			
A.Jackson	1	8	8.0	0	8	0	J.Davis		3	2	0.7	1	4	0			
[DOWNED]	3	0	0.0	0	0	0	[DOWNED]		1	0	0.0	0	0	0			
[OUT OF BOUNDS]	2	0	0.0	0	0	0											
Total	1	8	8.0	0	8	0	Total		3	2	0.7	1	4	0			
KICKOFF RETURNS								KICKOFF RETURNS									
	NO	YDS	AVG	FC	LG	TD			NO	YDS	AVG	FC	LG	TD			
D.Jennings	1	27	27.0	0	27	0	C.Coleman		4	91	22.8	0	24	0			
Total	1	27	27.0	0	27	0	Total		4	91	22.8	0	24	0			

### Tennessee Titans

FUMBLES	FUM	LOST	OWN-REC	YDS	TD	FORCED	OPP-REC	YDS	TD	OUT-BDS
K.Correa	0	0	0	0	0	1	0	0	0	0
J.Casey	0	0	0	0	0	0	1	1	0	0
Total	0	0	0	0	0	1	1	1	0	0

### New York Giants

FUMBLES	FUM	LOST	OWN-REC	YDS	TD	FORCED	OPP-REC	YDS	TD	OUT-BDS
E.Manning	1	1	0	0	0	0	0	0	0	0
Total	1	1	0	0	0	0	0	0	0	0

## Final Team Statistics

	Visitor Titans	Home Giants
TOTAL FIRST DOWNS	22	15
By Rushing	14	2
By Passing	6	12
By Penalty	2	1
THIRD DOWN EFFICIENCY	5-14-36%	3-16-19%
FOURTH DOWN EFFICIENCY	1-1-100%	2-3-67%
TOTAL NET YARDS	301	260
Total Offensive Plays (inc. times thrown passing)	67	63
Average gain per offensive play	4.5	4.1
NET YARDS RUSHING	215	47
Total Rushing Plays	45	16
Average gain per rushing play	4.8	2.9
Tackles for a loss-number and yards	4-7	2-14
NET YARDS PASSING	86	213
Times thrown - yards lost attempting to pass	1-8	3-16
Gross yards passing	94	229
PASS ATTEMPTS-COMPLETIONS-HAD INTERCEPTED	21-13-0	44-21-1
Avg gain per pass play (inc.# thrown passing)	3.9	4.5
KICKOFFS Number-In End Zone-Touchbacks	4-1-0	1-1-0
PUNTS Number and Average	5-44.0	6-39.5
Had Blocked	0	0
FGs - PATs Had Blocked	0-0	0-0
Net Punting Average	43.6	38.2
TOTAL RETURN YARDAGE (Not Including Kickoffs)	8	2
No. and Yards Punt Returns	1-8	3-2
No. and Yards Kickoff Returns	1-27	4-91
No. and Yards Interception Returns	1-0	0-0
PENALTIES Number and Yards	4-35	10-58
FUMBLES Number and Lost	0-0	1-1
TOUCHDOWNS	2	0
Rushing	2	0
Passing	0	0
EXTRA POINTS Made-Attempts	2-2	0-0
Kicking Made-Attempts	2-2	0-0
FIELD GOALS Made-Attempts	1-2	0-0
RED ZONE EFFICIENCY	2-3-67%	0-2-0%
GOAL TO GO EFFICIENCY	2-2-100%	0-1-0%
SAFETIES	0	0
FINAL SCORE	17	0
TIME OF POSSESSION	35:21	24:39

# Ball Possession And Drive Chart

## Tennessee Titans

#	Time Recd	Time Lost	Time Poss	How Ball Obtained	Drive Began	# Play	Yds Gain	Yds Pen	Net Yds	1st Down	Last Scrm	How Given Up
1	15:00	11:25	3:35	Kickoff	TEN 26	9	39	5	44	3	NYG 30	Missed FG
2	10:28	2:43	7:45	Punt	TEN 25	15	70	5	75	6	* NYG 1	Touchdown
3	13:39	11:22	2:17	Punt	TEN 9	5	43	0	43	2	NYG 48	Punt
4	6:31	3:02	3:29	Punt	TEN 14	6	21	0	21	2	TEN 35	Punt
5	2:09	0:47	1:22	Punt	TEN 40	6	25	-15	10	1	50	Punt
6	9:03	5:27	3:36	Interception	TEN 15	6	36	-10	26	2	TEN 41	Punt
7	5:07	2:20	2:47	Fumble	NYG 14	5	12	2	14	3	* NYG 1	Touchdown
8	0:44	14:04	1:40	Punt	TEN 31	3	2	0	2	0	TEN 33	Punt
9	12:09	5:06	7:03	Punt	TEN 47	11	54	-5	49	3	* NYG 4	Field Goal
10	1:47	0:00	1:47	Downs	TEN 4	3	-1	0	-1	0	TEN 4	End of Game

(297) Average TEN 30

## New York Giants

#	Time Recd	Time Lost	Time Poss	How Ball Obtained	Drive Began	# Play	Yds Gain	Yds Pen	Net Yds	1st Down	Last Scrm	How Given Up
1	11:25	10:28	0:57	Missed FG	NYG 38	3	2	-5	-3	0	NYG 35	Punt
2	2:43	13:39	4:04	Kickoff	NYG 18	7	40	-5	35	2	TEN 47	Punt
3	11:22	6:31	4:51	Punt	NYG 6	9	48	0	48	3	TEN 46	Punt
4	3:02	2:09	0:53	Punt	NYG 15	3	3	0	3	0	NYG 18	Punt
5	0:47	0:00	0:47	Punt	NYG 19	8	26	0	26	2	TEN 45	End of Half
6	15:00	9:03	5:57	Kickoff	NYG 25	10	61	-15	46	3	* TEN 29	Interception
7	5:27	5:07	0:20	Punt	NYG 17	3	-2	0	-2	0	NYG 17	Fumble
8	2:20	0:44	1:36	Kickoff	NYG 27	3	7	0	7	0	NYG 34	Punt
9	14:04	12:09	1:55	Punt	NYG 7	3	8	-4	4	0	NYG 11	Punt
10	5:06	1:47	3:19	Kickoff	NYG 24	14	67	5	72	5	* TEN 4	Downs

(196) Average NYG 20

\* inside opponent's 20

Time of Possession by Quarter		1st	2nd	3rd	4th	OT	Total
Visitor	Tennessee Titans	11:20	7:08	7:07	9:46		35:21
Home	New York Giants	3:40	7:52	7:53	5:14		24:39
Kickoff Drive No.-Start Average		Titans: 1 - TEN 26		Giants: 4 - NYG 24			

# Final Defensive Statistics

Tennessee Titans	Regular Defensive Plays												Special Teams					Misc			
	TKL	AST	COMB	SK	/ YDS	TFL	Q	IN	PD	FF	FR		TKL	AST	FF	FR	BL	TKL	AST	FF	FR
K.Lewis	7	2	9	0	0	1	0	0	1	0	0		0	0	0	0	0	0	0	0	0
A.Jackson	5	2	7	0	0	1	0	0	0	0	0		0	0	0	0	0	0	0	0	0
K.Byard	4	0	4	1	10	1	1	1	2	0	0		0	1	0	0	0	0	0	0	0
W.Woodyard	4	0	4	0	0	0	0	0	1	0	0		0	0	0	0	0	0	0	0	0
R.Evans	4	0	4	0	0	1	0	0	0	0	0		0	0	0	0	0	0	0	0	0
J.Brown	2	1	3	0	0	0	0	0	1	0	0		0	0	0	0	0	0	0	0	0
L.Ryan	2	0	2	1	4	1	1	0	2	0	0		0	0	0	0	0	0	0	0	0
S.Finch	2	0	2	0	0	0	0	0	0	0	0		0	0	0	0	0	0	0	0	0
L.Sims	2	0	2	0	0	0	0	0	0	0	0		0	0	0	0	0	0	0	0	0
M.Butler	1	1	2	0	0	0	0	0	0	0	0		0	0	0	0	0	0	0	0	0
J.Casey	0	2	2	0	0	0	1	0	0	0	1		0	0	0	0	0	0	0	0	0
K.Correa	1	0	1	1	2	0	1	0	0	1	0		0	0	0	0	0	0	0	0	0
H.Landry	1	0	1	0	0	0	4	0	0	0	0		0	0	0	0	0	0	0	0	0
A.Firkser	1	0	1	0	0	0	0	0	0	0	0		0	0	0	0	0	0	0	0	0
D.Morgan	0	1	1	0	0	0	0	0	0	0	0		0	0	0	0	0	0	0	0	0
D.Jones	0	1	1	0	0	0	0	0	0	0	0		0	0	0	0	0	0	0	0	0
J.Kalu	0	0	0	0	0	0	0	0	0	0	0		2	0	0	0	0	0	0	0	0
D.Bates	0	0	0	0	0	0	0	0	0	0	0		1	0	0	0	0	0	0	0	0
B.Brinkley	0	0	0	0	0	0	0	0	0	0	0		1	0	0	0	0	0	0	0	0
D.Cruikshank	0	0	0	0	0	0	0	0	0	0	0		1	0	0	0	0	0	0	0	0
B.Trawick	0	0	0	0	0	0	0	0	0	0	0		1	0	0	0	0	0	0	0	0
W.Compton	0	0	0	0	0	0	0	0	0	0	0		0	3	0	0	0	0	0	0	0
L.Stocker	0	0	0	0	0	0	0	0	0	0	0		0	1	0	0	0	0	0	0	0
D.Jennings	0	0	0	0	0	0	0	0	0	0	0		0	1	0	0	0	0	0	0	0
Total	36	10	46	3	16	5	8	1	7	1	1		6	6	0	0	0	0	0	0	0

TKL = Tackle AST = Assist COMB = Combined QH=QB Hit IN = Interception PD = Pass Defense FF = Forced Fumble FR = Fumble Recovery

New York Giants	Regular Defensive Plays												Special Teams					Misc			
	TKL	AST	COMB	SK	/ YDS	TFL	QH	IN	PD	FF	FR		TKL	AST	FF	FR	BL	TKL	AST	FF	FR
B.Goodson	9	0	9	0	0	1	0	0	1	0	0		0	0	0	0	0	0	0	0	0
K.Martin	4	5	9	0	0	0	0	0	0	0	0		0	0	0	0	0	0	0	0	0
A.Ogletree	6	1	7	0	0	1	0	0	0	0	0		0	0	0	0	0	0	0	0	0
M.Thomas	5	2	7	1	8	1	1	0	0	0	0		0	0	0	0	0	0	0	0	0
C.Riley	5	1	6	0	0	0	0	0	0	0	0		0	0	0	0	0	0	0	0	0
B.Webb	4	2	6	0	0	0	0	0	0	0	0		0	0	0	0	0	0	0	0	0
J.Mauro	4	2	6	0	0	2	0	0	0	0	0		0	0	0	0	0	0	0	0	0
L.Carter	3	1	4	0	0	0	0	0	0	0	0		0	0	0	0	0	0	0	0	0
B.Hill	2	2	4	0	0	0	0	0	0	0	0		0	0	0	0	0	0	0	0	0
D.Tomlinson	1	3	4	0	0	0	0	0	0	0	0		0	0	0	0	0	0	0	0	0
O.Vernon	2	1	3	0	0	0	1	0	0	0	0		0	0	0	0	0	0	0	0	0
G.Haley	1	2	3	0	0	0	0	0	0	0	0		0	0	0	0	0	0	0	0	0
T.Davis	2	0	2	0	0	0	0	0	0	0	0		1	0	0	0	0	0	0	0	0
J.Jenkins	1	1	2	0	0	0	0	0	0	0	0		0	0	0	0	0	0	0	0	0
K.Wynn	0	2	2	0	0	0	0	0	0	0	0		0	0	0	0	0	0	0	0	0
R.McIntosh	1	0	1	0	0	0	0	0	0	0	0		0	0	0	0	0	0	0	0	0
M.Edwards	0	1	1	0	0	0	0	0	0	0	0		0	0	0	0	0	0	0	0	0
U.Eligwe	0	0	0	0	0	0	0	0	0	0	0		1	0	0	0	0	0	0	0	0
R.Shepard	0	0	0	0	0	0	0	0	0	0	0		0	0	0	0	0	1	0	0	0
J.Brown	0	0	0	0	0	0	0	0	0	0	0		0	0	0	0	0	1	0	0	0
Total	50	26	76	1	8	5	2	0	1	0	0		2	0	0	0	0	2	0	0	0

## First Half Summary

## PERIOD SCORES

Titans	7	0 = 7
Giants	0	0 = 0

## TIME OF POSSESSION

Titans	18:28
Giants	11:32

## Scoring Plays

Team	Qtr	Time	Play Description (Extra Point) (Drive Info)	Visitor	Home
Titans	1	2:43	D.Henry 1 yd. run (R.Succop kick) (15-75, 7:45)	7	0

	Tennessee Titans	New York Giants
TOTAL FIRST DOWNS	14	7
First Downs Rushing-Passing-by Penalty	8 - 5 - 1	2 - 5 - 0
THIRD DOWN EFFICIENCY	3-8-38%	2-8-25%
TOTAL NET YARDS	198	119
Total Offensive Plays	40	30
NET YARDS RUSHING	138	35
NET YARDS PASSING	60	84
Gross Yards Passing	68	98
Times thrown-yards lost attempting to pass	1-8	2-14
Pass Attempts-Completions-Had Intercepted	14 - 8 - 0	19 - 8 - 0
Punts-Number and Average	3 - 41	4 - 40
Penalties-Number and Yards	1 - 15	5 - 30
Fumbles-Number and Lost	0 - 0	0 - 0
Red Zone Efficiency	1-1-100%	0-0-0%
Average Drive Start	TEN 23	NYG 19

## Tennessee Titans

## New York Giants

RUSHING						RUSHING					
	ATT	YDS	AVG	LG	TD		ATT	YDS	AVG	LG	TD
D.Henry	21	127	6.0	22	1	S.Barkley	7	19	2.7	17	0
M.Mariota	2	11	5.5	11	0	R.Dixon	1	14	14.0	14	0
D.Lewis	2	0	0.0	2	0	E.Penny	1	2	2.0	2	0
Total	25	138	5.5	22	1	Total	9	35	3.9	17	0
PASSING						PASSING					
	ATT	CMP	YDS	SK/YD	TD		ATT	CMP	YDS	SK/YD	TD
M.Mariota	13	7	62	1/8	0	E.Manning	19	8	98	2/14	0
D.Henry	1	1	6	0/0	0						
Total	14	8	68	1/8	0	Total	19	8	98	2/14	0
PASS RECEIVING						PASS RECEIVING					
	TAR	REC	YDS	AVG	LG		TAR	REC	YDS	AVG	LG
C.Davis	3	2	28	14.0	17	E.Engram	5	3	40	13.3	22
T.Taylor	5	2	17	8.5	14	S.Barkley	6	2	10	5.0	5
D.Lewis	2	2	2	1.0	2	R.Shepard	1	1	22	22.0	22
L.Stocker	1	1	15	15.0	15	B.Fowler	2	1	18	18.0	18
T.Sharpe	1	1	6	6.0	6	C.Coleman	1	1	8	8.0	8
M.Pruitt	1	0	0	0.0	0	S.Shepard	4	0	0	0.0	0
Total	13	8	68	8.5	17	Total	19	8	98	12.3	22

## Tennessee Titans

## Regular Defensive Plays

## Special Teams

## Misc

	TKL	AST	COMB	SK	/ YDS	TFL	Q	IN	PD	FF	FR	TKL	AST	FF	FR	BL	TKL	AST	FF	FR
K.Lewis	3	2	5	0	0	1	0	0	1	0	0	0	0	0	0	0	0	0	0	0
R.Evans	3	0	3	0	0	0	0	0	0	0	0	0	0	0	0	0	0	0	0	0
K.Byard	2	0	2	1	10	1	1	0	0	0	0	0	1	0	0	0	0	0	0	0
L.Ryan	2	0	2	1	4	1	1	0	1	0	0	0	0	0	0	0	0	0	0	0
Total	10	2	12	2	14	3	2	0	2	0	0	0	1	0	0	0	0	0	0	0



12/16/2018 at MetLife Stadium

[illegible]

## Play By Play

## First Quarter

12/16/2018

NYG wins the coin toss and elects to defer. TEN elects to Receive, and NYG elects to defend the south goal.

A.Rosas kicks 66 yards from NYG 35 to TEN -1. D.Jennings to TEN 26 for 27 yards (T.Davis).

Tennessee Titans at 15:00, (1st play from scrimmage 14:55)

1-10-TEN 26	(14:55) M.Mariota pass short right to T.Taylor pushed ob at TEN 40 for 14 yards (B.Webb).	P1
<u>1-10-TEN 40</u>	(14:29) (No Huddle, Shotgun) M.Mariota pass short left to T.Taylor to TEN 43 for 3 yards (C.Riley).	
2-7-TEN 43	(14:05) (No Huddle) PENALTY on NYG-J.Mauro, Neutral Zone Infraction, 5 yards, enforced at TEN 43 - No Play.	
2-2-TEN 48	(13:45) D.Henry left end to NYG 42 for 10 yards (C.Riley).	R2
<u>1-10-NYG 42</u>	(13:19) (No Huddle) D.Henry left guard to NYG 36 for 6 yards (M.Thomas, C.Riley).	
2-4-NYG 36	(12:51) (No Huddle) D.Henry right tackle to NYG 30 for 6 yards (B.Webb, D.Tomlinson).	R3
<u>1-10-NYG 30</u>	(12:16) (No Huddle) M.Mariota pass incomplete short middle to M.Pruitt (B.Goodson).	
2-10-NYG 30	(12:10) (Shotgun) M.Mariota pass short left to D.Lewis pushed ob at NYG 30 for no gain (A.Ogletree).	
3-10-NYG 30	(11:36) (Shotgun) M.Mariota pass incomplete short left to T.Taylor.	
4-10-NYG 30	(11:30) R.Succop 48 yard field goal is No Good, Wide Left, Center-B.Brinkley, Holder-B.Kern.	

New York Giants at 11:25

1-10-NYG 38	(11:25) S.Barkley left guard to NYG 40 for 2 yards (R.Evans).	
2-8-NYG 40	(10:51) (Shotgun) E.Manning pass incomplete short left to S.Barkley.	
3-8-NYG 40	(10:47) (Shotgun) E.Manning pass incomplete deep right to S.Shepard (L.Ryan) [H.Landry].	
4-8-NYG 40	(10:39) (Punt formation) PENALTY on NYG-A.Hamilton, False Start, 5 yards, enforced at NYG 40 - No Play.	
4-13-NYG 35	(10:39) R.Dixon punts 40 yards to TEN 25, Center-Z.DeOssie, downed by NYG-Z.DeOssie.	

Tennessee Titans at 10:28

1-10-TEN 25	(10:28) D.Henry up the middle to TEN 30 for 5 yards (R.McIntosh, K.Martin).	
2-5-TEN 30	(9:49) (Shotgun) M.Mariota left end ran ob at TEN 41 for 11 yards (C.Riley).	R4
<u>1-10-TEN 41</u>	(9:19) (No Huddle) D.Henry left guard to TEN 48 for 7 yards (B.Goodson).	
2-3-TEN 48	(8:46) (Shotgun) D.Henry pass short middle to T.Sharpe pushed ob at NYG 46 for 6 yards (L.Carter).	P5
<u>1-10-NYG 46</u>	(8:05) D.Henry right end to NYG 43 for 3 yards (D.Tomlinson).	
2-7-NYG 43	(7:34) (Shotgun) D.Henry up the middle to NYG 45 for -2 yards (J.Mauro).	
	Timeout #1 by TEN at 06:52.	
3-9-NYG 45	(6:52) (Shotgun) M.Mariota pass short left to C.Davis pushed ob at NYG 34 for 11 yards (J.Jenkins).	P6
<u>1-10-NYG 34</u>	(6:28) (No Huddle) D.Lewis up the middle to NYG 36 for -2 yards (A.Ogletree).	
2-12-NYG 36	(5:51) (Shotgun) M.Mariota pass incomplete deep left to T.Taylor.	
3-12-NYG 36	(5:43) (Shotgun) M.Mariota pass deep left to C.Davis to NYG 19 for 17 yards (A.Ogletree) [O.Vernon].	P7
<u>1-10-NYG 19</u>	(5:00) D.Henry up the middle to NYG 14 for 5 yards (B.Hill, A.Ogletree).	
	PENALTY on NYG-B.Hill, Defensive Holding, 5 yards, enforced at NYG 14.	X8
<u>1-9-NYG 9</u>	(4:31) D.Henry left tackle to NYG 5 for 4 yards (K.Martin).	
2-5-NYG 5	(3:56) (Shotgun) D.Henry up the middle for 5 yards, TOUCHDOWN. The Replay Official reviewed the runner broke the plane ruling, and the play was REVERSED. (Shotgun) D.Henry up the middle to NYG 1 for 4 yards (L.Carter).	
3-1-NYG 1	(3:38) M.Mariota up the middle to NYG 1 for no gain (B.Hill; J.Mauro).	
4-1-NYG 1	(2:47) D.Henry left tackle for 1 yard, TOUCHDOWN.	R9
	R.Succop extra point is GOOD, Center-B.Brinkley, Holder-B.Kern.	

TEN 7 NYG 0, 15 plays, 75 yards, 1 penalty, 7:45 drive, 12:17 elapsed
-----------------------------------------------------------------------

R.Succop kicks 57 yards from TEN 35 to NYG 8. C.Coleman to NYG 28 for 20 yards (D.Bates).

PENALTY on NYG-U.Eligwe, Illegal Block Above the Waist, 10 yards, enforced at NYG 28.

New York Giants at 2:43, (1st play from scrimmage 2:37)

1-10-NYG 18	(2:37) S.Barkley up the middle to NYG 18 for no gain (R.Evans).	
2-10-NYG 18	(2:03) E.Manning pass short left to S.Barkley pushed ob at NYG 23 for 5 yards (M.Butler).	
3-5-NYG 23	(1:28) (Shotgun) E.Manning pass deep left to R.Shepard ran ob at NYG 45 for 22 yards.	P1
<u>1-10-NYG 45</u>	(1:10) E.Manning pass short left to E.Enggram ran ob at TEN 39 for 16 yards (A.Jackson).	P2
<u>1-10-TEN 39</u>	(:35) PENALTY on NYG-N.Solder, False Start, 5 yards, enforced at TEN 39 - No Play.	
1-15-TEN 44	(:23) S.Barkley up the middle to NYG 46 for -10 yards (K.Lewis).	

Tennessee Titans vs New York Giants at MetLife Stadium								
END OF QUARTER	Score	Time Poss	First Downs				Efficiencies	
			R	P	X	T	3 Down	4 Down
Tennessee Titans	7	11:20	4	4	1	9	2/4	1/1
New York Giants	0	3:40	0	2	0	2	1/2	0/0

## Play By Play

## Second Quarter

12/16/2018

New York Giants continued.

- 2-25-NYG 46 (15:00) (Shotgun) E.Manning pass short right to E.Engram pushed ob at NYG 48 for 2 yards (L.Ryan).
- 3-23-NYG 48 (14:21) (Shotgun) E.Manning pass short right to S.Barkley pushed ob at TEN 47 for 5 yards (K.Byard).
- 4-18-TEN 47 (13:46) R.Dixon punts 47 yards to end zone, Center-Z.DeOssie, Touchback.  
New York Giants challenged the touchback ruling, and the play was REVERSED.  
R.Dixon punts 38 yards to TEN 9, Center-Z.DeOssie, downed by NYG-U.Eligwe.

Tennessee Titans at 13:39

- 1-10-TEN 9 (13:39) M.Mariota pass short left to L.Stocker to TEN 24 for 15 yards (C.Riley). P10
- 1-10-TEN 24 (12:59) (Shotgun) D.Henry left end to TEN 46 for 22 yards (O.Vernon). R11
- 1-10-TEN 46 (12:29) M.Mariota pass incomplete short right.  
New York Giants challenged the runner was inbounds ruling, and the play was Upheld. The ruling on the field stands. (Timeout #1.)
- 2-10-TEN 46 (12:24) (Shotgun) D.Henry left tackle to NYG 48 for 6 yards (B.Goodson, M.Thomas).
- 3-4-NYG 48 (11:39) (No Huddle, Shotgun) M.Mariota pass incomplete short middle to T.Taylor.
- 4-4-NYG 48 (11:34) B.Kern punts 42 yards to NYG 6, Center-B.Brinkley, downed by TEN-D.Cruikshank.

New York Giants at 11:22

- 1-10-NYG 6 (11:22) S.Barkley up the middle to NYG 13 for 7 yards (W.Woodyard, K.Lewis).
- 2-3-NYG 13 (10:44) S.Barkley right tackle to NYG 30 for 17 yards (K.Lewis). R3
- 1-10-NYG 30 (10:08) E.Manning pass incomplete short left to S.Barkley.
- 2-10-NYG 30 (10:02) E.Penny right guard to NYG 32 for 2 yards (K.Lewis).
- 3-8-NYG 32 (9:19) (Shotgun) E.Manning pass short left to C.Coleman to NYG 40 for 8 yards (K.Lewis; M.Butler). P4
- 1-10-NYG 40 (8:36) E.Manning pass deep left to B.Fowler to TEN 42 for 18 yards (R.Evans) [J.Casey]. P5
- 1-10-TEN 42 (7:58) E.Manning pass incomplete short right to S.Barkley.
- 2-10-TEN 42 (7:55) S.Barkley up the middle to TEN 42 for no gain (H.Landry).
- 3-10-TEN 42 (7:18) (Shotgun) E.Manning sacked at TEN 46 for -4 yards (L.Ryan).
- 4-14-TEN 46 (6:40) R.Dixon punts 32 yards to TEN 14, Center-Z.DeOssie, out of bounds.

Tennessee Titans at 6:31

- 1-10-TEN 14 (6:31) D.Henry left end to TEN 26 for 12 yards (J.Mauro, G.Haley). R12
- 1-10-TEN 26 (6:03) (No Huddle, Shotgun) D.Henry up the middle to TEN 33 for 7 yards (G.Haley, K.Martin).
- 2-3-TEN 33 (5:30) (No Huddle) D.Henry right guard to TEN 37 for 4 yards (B.Goodson, B.Hill). R13
- 1-10-TEN 37 (5:01) (No Huddle) D.Henry left tackle to TEN 41 for 4 yards (M.Thomas, K.Martin).
- 2-6-TEN 41 (4:28) (No Huddle, Shotgun) M.Mariota pass short middle to D.Lewis to TEN 43 for 2 yards (A.Ogletree).
- 3-4-TEN 43 (3:45) (Shotgun) M.Mariota sacked at TEN 35 for -8 yards (M.Thomas).
- 4-12-TEN 35 (3:10) B.Kern punts 50 yards to NYG 15, Center-B.Brinkley, fair catch by J.Davis.

New York Giants at 3:02

- 1-10-NYG 15 (3:02) (Shotgun) S.Barkley left tackle to NYG 18 for 3 yards (J.Brown).
- 2-7-NYG 18 (2:31) (Shotgun) E.Manning pass incomplete short left to E.Engram.
- 3-7-NYG 18 (2:27) (Shotgun) E.Manning pass incomplete deep right to S.Shepard (K.Lewis).
- 4-7-NYG 18 (2:21) R.Dixon punts 50 yards to TEN 32, Center-Z.DeOssie. A.Jackson to TEN 40 for 8 yards (U.Eligwe).

Tennessee Titans at 2:09

- 1-10-TEN 40 (2:09) D.Lewis right tackle to TEN 42 for 2 yards (A.Ogletree, M.Edwards).

Two-Minute Warning

- 2-8-TEN 42 (2:00) (Shotgun) D.Henry left guard to TEN 49 for 7 yards (L.Carter; M.Thomas).
- 3-1-TEN 49 (1:39) (No Huddle, Shotgun) D.Henry right end pushed ob at NYG 39 for 12 yards (B.Webb). R14
- 1-10-NYG 39 (1:31) (Shotgun) D.Henry left guard to NYG 36 for 3 yards (O.Vernon).
- 2-7-NYG 36 (1:06) (No Huddle) D.Henry up the middle to NYG 35 for 1 yard (K.Martin; B.Webb).  
Timeout #2 by NYG at 00:59.
- 3-6-NYG 35 (:59) (Shotgun) M.Mariota pass incomplete short left to C.Davis.
- 4-6-NYG 35 (:55) (Punt formation) Penalty on TEN, Delay of Game, declined.
- 4-6-NYG 35 (:55) (Punt formation) PENALTY on TEN, Unsportsmanlike Conduct, 15 yards, enforced at NYG 35 - No Play. Consecutive Delay of Game penalties lead to Unsportsmanlike Conduct.
- 4-21-50 (:55) B.Kern punts 31 yards to NYG 19, Center-B.Brinkley. J.Davis to NYG 19 for no gain (W.Compton; K.Byard).

New York Giants at 0:47

- 1-10-NYG 19 (:47) (Shotgun) E.Manning pass deep right to E.Engram pushed ob at NYG 41 for 22 yards (A.Jackson; J.Brown). P6

Tennessee Titans vs New York Giants at MetLife Stadium

1-10-NYG 41 (:39) (Shotgun) E.Manning pass incomplete short middle to S.Shepard.  
 2-10-NYG 41 (:35) (Shotgun) E.Manning pass incomplete short left to E.Engram (J.Brown).  
 3-10-NYG 41 (:30) (Shotgun) E.Manning pass incomplete short left to B.Fowler.  
 4-10-NYG 41 (:26) (Punt formation) R.Dixon right tackle to TEN 45 for 14 yards (A.Firkser). Fake Punt.  
 Timeout #3 by NYG at 00:12.  
1-10-TEN 45 (:12) (Shotgun) E.Manning pass incomplete deep right to S.Shepard.  
 Timeout #2 by TEN at 00:06.  
 2-10-TEN 45 (:06) (Shotgun) E.Manning pass incomplete short right to S.Barkley.  
 3-10-TEN 45 (:02) (Shotgun) E.Manning sacked at NYG 45 for -10 yards (K.Byard).

R7

END OF QUARTER

	Score	Time Poss	First Downs				Efficiencies	
			R	P	X	T	3 Down	4 Down
Tennessee Titans	7	7:08	4	1	0	5	1/4	0/0
New York Giants	0	7:52	2	3	0	5	1/6	1/1

## Play By Play

## Third Quarter

12/16/2018

NYG elects to Receive, and TEN elects to defend the North goal.

R.Succop kicks 64 yards from TEN 35 to NYG 1. C.Coleman to NYG 25 for 24 yards (J.Kalu).

New York Giants at 15:00, (1st play from scrimmage 14:54)

1-10-NYG 25	(14:54) S.Barkley left end to NYG 21 for -4 yards (R.Evans).	
2-14-NYG 21	(14:22) E.Manning pass deep left to S.Shepard pushed ob at TEN 41 for 38 yards (K.Lewis).	P8
<u>1-10-TEN 41</u>	(13:42) S.Barkley left tackle to TEN 39 for 2 yards (K.Byard, J.Casey). TEN-J.Casey was injured during the play.	
2-8-TEN 39	(13:23) S.Barkley right end to TEN 35 for 4 yards (W.Woodyard, D.Morgan).	
3-4-TEN 35	(12:46) (Shotgun) E.Manning pass short middle to E.Engram to TEN 29 for 6 yards (K.Byard).	P9
<u>1-10-TEN 29</u>	(12:08) (Shotgun) S.Barkley left guard to TEN 27 for 2 yards (D.Jones; A.Jackson).	
2-8-TEN 27	(12:08) (Shotgun) PENALTY on NYG-S.Shepard, False Start, 5 yards, enforced at TEN 27 - No Play.	
2-13-TEN 32	(11:03) (Shotgun) E.Manning pass short middle to E.Engram to TEN 19 for 13 yards (S.Finch).	P10
<u>1-10-TEN 19</u>	(10:37) (No Huddle, Shotgun) S.Barkley left guard to TEN 18 for 1 yard (S.Finch).	
2-9-TEN 18	(9:56) (Shotgun) E.Manning pass incomplete deep right to S.Shepard (M.Butler). TEN-S.Finch was injured during the play. PENALTY on NYG-J.Brown, Illegal Use of Hands, 10 yards, enforced at TEN 18 - No Play.	
2-19-TEN 28	(9:49) (Shotgun) E.Manning pass short left to S.Shepard to TEN 29 for -1 yards (A.Jackson).	
3-20-TEN 29	(9:07) (Shotgun) E.Manning pass short right intended for R.Shepard INTERCEPTED by K.Byard at TEN 15. K.Byard pushed ob at NYG 48 for 37 yards (J.Brown). The Replay Official reviewed the runner was not down by contact ruling, and the play was REVERSED. (Shotgun) E.Manning pass short right intended for R.Shepard INTERCEPTED by K.Byard at TEN 15. K.Byard to TEN 15 for no gain (R.Shepard).	

Tennessee Titans at 9:03

1-10-TEN 15	(9:03) D.Henry right end pushed ob at TEN 28 for 13 yards (B.Webb).	R15
<u>1-10-TEN 28</u>	(8:35) (No Huddle, Shotgun) D.Henry up the middle to TEN 27 for -1 yards (B.Goodson, J.Mauro).	
2-11-TEN 27	(8:08) (No Huddle, Shotgun) M.Mariota pass short middle to L.Stocker to TEN 39 for 12 yards (M.Thomas).	P16
<u>1-10-TEN 39</u>	(7:24) D.Henry left tackle to TEN 40 for 1 yard (D.Tomlinson). PENALTY on TEN-Q.Spain, Offensive Holding, 10 yards, enforced at TEN 39 - No Play.	
1-20-TEN 29	(7:01) (Shotgun) M.Mariota pass short middle to D.Lewis to TEN 36 for 7 yards (B.Goodson, G.Haley).	
2-13-TEN 36	(6:18) (Shotgun) M.Mariota pass incomplete short left to C.Davis. Timeout #1 by NYG at 06:14.	
3-13-TEN 36	(6:14) (Shotgun) M.Mariota pass short right to C.Davis to TEN 41 for 5 yards (T.Davis).	
4-8-TEN 41	(5:40) B.Kern punts 40 yards to NYG 19, Center-B.Brinkley. J.Davis to NYG 17 for -2 yards (B.Brinkley, L.Stocker).	

New York Giants at 5:27

1-10-NYG 17	(5:27) E.Manning pass incomplete short right to R.Ellison.	
2-10-NYG 17	(5:23) E.Manning pass incomplete deep left to R.Shepard.	
3-10-NYG 17	(5:16) (Shotgun) E.Manning sacked at NYG 10 for -7 yards (K.Correa). FUMBLES (K.Correa) [K.Correa], RECOVERED by TEN-J.Casey at NYG 15. J.Casey to NYG 14 for 1 yard (J.Brown). Officially, a sack for -2 yards.	

Tennessee Titans at 5:07

1-10-NYG 14	(5:07) (Shotgun) D.Henry up the middle to NYG 13 for 1 yard (K.Martin).	
2-9-NYG 13	(4:32) D.Henry left tackle to NYG 2 for 11 yards (B.Goodson, B.Webb).	R17
<u>1-2-NYG 2</u>	(3:50) D.Henry right tackle to NYG 1 for 1 yard (J.Mauro, K.Martin).	
2-1-NYG 1	(3:28) (No Huddle, Shotgun) D.Henry up the middle to NYG 3 for -2 yards (J.Mauro, D.Tomlinson).	
3-3-NYG 3	(2:48) (Shotgun) M.Mariota sacked at NYG 7 for -4 yards (J.Mauro). PENALTY on NYG-J.Mauro, Face Mask (15 Yards), 2 yards, enforced at NYG 3 - No Play.	X18
<u>1-1-NYG 1</u>	(2:25) D.Henry right tackle for 1 yard, TOUCHDOWN. R.Succop extra point is GOOD, Center-B.Brinkley, Holder-B.Kern.	R19

TEN 14 NYG 0, 5 plays, 14 yards, 1 penalty, 2:47 drive, 12:40 elapsed
-----------------------------------------------------------------------

R.Succop kicks 61 yards from TEN 35 to NYG 4. C.Coleman to NYG 27 for 23 yards (D.Cruikshank, D.Jennings).

New York Giants at 2:20, (1st play from scrimmage 2:14)

1-10-NYG 27	(2:14) (Shotgun) S.Barkley right end pushed ob at NYG 33 for 6 yards (A.Jackson).	
2-4-NYG 33	(1:43) S.Barkley right tackle to NYG 34 for 1 yard (A.Jackson).	
3-3-NYG 34	(1:03) (Shotgun) E.Manning pass incomplete deep left to S.Shepard (L.Ryan).	
4-3-NYG 34	(:55) R.Dixon punts 35 yards to TEN 31, Center-Z.DeOssie, downed by NYG-N.Stupar.	

Tennessee Titans at 0:44



Tennessee Titans vs New York Giants at MetLife Stadium

1-10-TEN 31 (:44) M.Mariota pass incomplete short left to C.Davis.

2-10-TEN 31 (:39) D.Henry left guard to TEN 31 for no gain (B.Hill, K.Wynn).

END OF QUARTER

		Time	First Downs				Efficiencies	
	Score	Poss	R	P	X	T	3 Down	4 Down
Tennessee Titans	14	7:07	3	1	1	5	0/1	0/0
New York Giants	0	7:53	0	3	0	3	1/4	0/0

## Play By Play

## Fourth Quarter

12/16/2018

Tennessee Titans continued.

- 3-10-TEN 31 (15:00) (Shotgun) D.Lewis up the middle to TEN 33 for 2 yards (M.Thomas).
- 4-8-TEN 33 (14:17) B.Kern punts 57 yards to NYG 10, Center-B.Brinkley. J.Davis to NYG 14 for 4 yards (B.Trawick, W.Compton). NYG-A.Hamilton was injured during the play.  
PENALTY on NYG-U.Eligwe, Illegal Block Above the Waist, 7 yards, enforced at NYG 14.

New York Giants at 14:04

- 1-10-NYG 7 (14:04) (Shotgun) E.Manning pass short left to E.Engram pushed ob at NYG 9 for 2 yards (A.Jackson).
- 2-8-NYG 9 (13:24) S.Barkley up the middle to NYG 16 for 7 yards (K.Lewis, L.Ryan). TEN-L.Ryan was injured during the play.  
PENALTY on NYG-E.Engram, Offensive Holding, 4 yards, enforced at NYG 9 - No Play.
- 2-12-NYG 5 (13:03) (Shotgun) E.Manning pass incomplete short left to S.Barkley.
- 3-12-NYG 5 (12:58) (Shotgun) E.Manning pass short left to E.Engram to NYG 11 for 6 yards (W.Woodyard, J.Casey).
- 4-6-NYG 11 (12:18) R.Dixon punts 42 yards to TEN 47, Center-Z.DeOssie, out of bounds.

Tennessee Titans at 12:09

- 1-10-TEN 47 (12:09) (Shotgun) D.Henry up the middle to TEN 48 for 1 yard (J.Jenkins; O.Vernon).
- 2-9-TEN 48 (11:26) D.Henry left end to NYG 45 for 7 yards (B.Goodson).
- 3-2-NYG 45 (10:41) (Shotgun) D.Lewis right tackle to NYG 42 for 3 yards (K.Martin). R20
- 1-10-NYG 42 (9:58) D.Lewis right end to NYG 40 for 2 yards (K.Martin).
- 2-8-NYG 40 (9:13) (Shotgun) M.Mariota pass short left to D.Henry to NYG 40 for no gain (T.Davis).
- 3-8-NYG 40 (8:30) D.Lewis left tackle to NYG 23 for 17 yards (C.Riley). R21
- 1-10-NYG 23 (7:44) D.Lewis left tackle to NYG 12 for 11 yards (A.Ogletree). R22
- 1-10-NYG 12 (7:01) PENALTY on TEN, False Start, 5 yards, enforced at NYG 12 - No Play.
- 1-15-NYG 17 (6:38) D.Lewis left end to NYG 17 for no gain (O.Vernon, M.Thomas).  
Penalty on TEN-J.Kline, Offensive Holding, offsetting, enforced at NYG 17 - No Play.  
Penalty on NYG-O.Vernon, Unnecessary Roughness, offsetting.
- 1-15-NYG 17 (6:05) D.Henry right end to NYG 15 for 2 yards (B.Goodson, D.Tomlinson).
- 2-13-NYG 15 (5:19) D.Henry right end to NYG 6 for 9 yards (L.Carter).  
Timeout #2 by NYG at 05:15.
- 3-4-NYG 6 (5:15) (Shotgun) M.Mariota pass short middle to M.Pruitt to NYG 4 for 2 yards (B.Goodson, K.Wynn).  
Timeout #3 by NYG at 05:09.
- 4-2-NYG 4 (5:09) R.Succop 22 yard field goal is GOOD, Center-B.Brinkley, Holder-B.Kern.

TEN 17 NYG 0, 11 plays, 49 yards, 7:03 drive, 9:54 elapsed

R.Succop kicks 65 yards from TEN 35 to NYG 0. C.Coleman to NYG 24 for 24 yards (J.Kalu, W.Compton).

New York Giants at 5:06, (1st play from scrimmage 4:59)

- 1-10-NYG 24 (4:59) (Shotgun) E.Manning pass short right to R.Shepard to NYG 30 for 6 yards (L.Sims).
- 2-4-NYG 30 (4:31) (No Huddle, Shotgun) E.Manning pass incomplete short left to S.Barkley [H.Landry].
- 3-4-NYG 30 (4:26) (Shotgun) E.Manning pass incomplete short middle to S.Shepard [H.Landry].
- 4-4-NYG 30 (4:20) (No Huddle, Shotgun) E.Manning pass incomplete deep left [R.Evans].  
PENALTY on TEN-L.Sims, Defensive Holding, 5 yards, enforced at NYG 30 - No Play. X11
- 1-10-NYG 35 (4:12) (Shotgun) E.Manning pass short left to J.Davis to NYG 46 for 11 yards (K.Lewis). P12
- 1-10-NYG 46 (3:47) (No Huddle, Shotgun) E.Manning pass short middle to S.Barkley to TEN 43 for 11 yards (W.Woodyard). P13
- 1-10-TEN 43 (3:18) (No Huddle, Shotgun) E.Manning pass incomplete deep right to E.Engram (W.Woodyard).
- 2-10-TEN 43 (3:12) (Shotgun) E.Manning pass incomplete short middle to S.Shepard.
- 3-10-TEN 43 (3:08) (Shotgun) E.Manning pass short right to E.Engram to TEN 35 for 8 yards (J.Brown).
- 4-2-TEN 35 (2:40) (No Huddle, Shotgun) E.Manning pass short left to J.Davis to TEN 33 for 2 yards (L.Sims). P14
- 1-10-TEN 33 (2:14) (No Huddle, Shotgun) E.Manning pass deep left to B.Fowler pushed ob at TEN 8 for 25 yards (K.Lewis). P15  
Timeout #1 by TEN at 02:07.
- 1-8-TEN 8 (2:07) (Shotgun) E.Manning pass short left to S.Barkley to TEN 4 for 4 yards (K.Lewis) [H.Landry].

Two-Minute Warning

- 2-4-TEN 4 (2:00) (Shotgun) E.Manning pass incomplete short left to C.Coleman.
- 3-4-TEN 4 (1:57) (Shotgun) E.Manning pass incomplete short middle to B.Fowler.
- 4-4-TEN 4 (1:51) (Shotgun) E.Manning pass incomplete short right to E.Engram (K.Byard).

Tennessee Titans at 1:47

Tennessee Titans vs New York Giants at MetLife Stadium

1-10-TEN 4	(1:47) B.Gabbert kneels to TEN 4 for no gain.							
2-10-TEN 4	(1:06) B.Gabbert kneels to TEN 4 for no gain.							
3-10-TEN 4	(:29) B.Gabbert kneels to TEN 3 for -1 yards.							
END OF QUARTER		Time	First Downs				Efficiencies	
	Score	Poss	R	P	X	T	3 Down	4 Down
Tennessee Titans	17	9:46	3	0	0	3	2/5	0/0
New York Giants	0	5:14	0	4	1	5	0/4	1/2

# Miscellaneous Statistics Report

Tennessee Titans vs New York Giants  
12/16/2018 at MetLife Stadium

## Ten Longest Plays for Tennessee Titans

Yards	Qtr	Play Start	Play Description
22	2	1-10-TEN 24	(12:59) (Shotgun) D.Henry left end to TEN 46 for 22 yards (O.Vernon). New York Giants challenged the runner was inbounds ruling, and the play was Upheld. The ruling on the field stands. (Timeout #1.)
17	1	3-12-NYG 36	(5:43) (Shotgun) M.Mariota pass deep left to C.Davis to NYG 19 for 17 yards (A.Ogletree) [O.Vernon].
17	4	3-8-NYG 40	(8:30) D.Lewis left tackle to NYG 23 for 17 yards (C.Riley).
15	2	1-10-TEN 9	(13:39) M.Mariota pass short left to L.Stocker to TEN 24 for 15 yards (C.Riley).
14	1	1-10-TEN 26	(14:55) M.Mariota pass short right to T.Taylor pushed ob at TEN 40 for 14 yards (B.Webb).
13	3	1-10-TEN 15	(9:03) D.Henry right end pushed ob at TEN 28 for 13 yards (B.Webb).
12	2	1-10-TEN 14	(6:31) D.Henry left end to TEN 26 for 12 yards (J.Mauro, G.Haley).
12	2	3-1-TEN 49	(1:39) (No Huddle, Shotgun) D.Henry right end pushed ob at NYG 39 for 12 yards (B.Webb).
12	3	2-11-TEN 27	(8:08) (No Huddle, Shotgun) M.Mariota pass short middle to L.Stocker to TEN 39 for 12 yards (M.Thomas).
11	1	2-5-TEN 30	(9:49) (Shotgun) M.Mariota left end ran ob at TEN 41 for 11 yards (C.Riley).

## Ten Longest Plays for New York Giants

Yards	Qtr	Play Start	Play Description
38	3	2-14-NYG 21	(14:22) E.Manning pass deep left to S.Shepard pushed ob at TEN 41 for 38 yards (K.Lewis).
25	4	1-10-TEN 33	(2:14) (No Huddle, Shotgun) E.Manning pass deep left to B.Fowler pushed ob at TEN 8 for 25 yards (K.Lewis).
22	1	3-5-NYG 23	(1:28) (Shotgun) E.Manning pass deep left to R.Shepard ran ob at NYG 45 for 22 yards.
22	2	1-10-NYG 19	(:47) (Shotgun) E.Manning pass deep right to E.Engram pushed ob at NYG 41 for 22 yards (A.Jackson; J.Brown).
18	2	1-10-NYG 40	(8:36) E.Manning pass deep left to B.Fowler to TEN 42 for 18 yards (R.Evans) [J.Casey].
17	2	2-3-NYG 13	(10:44) S.Barkley right tackle to NYG 30 for 17 yards (K.Lewis).
16	1	1-10-NYG 45	(1:10) E.Manning pass short left to E.Engram ran ob at TEN 39 for 16 yards (A.Jackson).
14	2	4-10-NYG 41	(:26) (Punt formation) R.Dixon right tackle to TEN 45 for 14 yards (A.Firkser). Fake Punt.
13	3	2-13-TEN 32	(11:03) (Shotgun) E.Manning pass short middle to E.Engram to TEN 19 for 13 yards (S.Finch).
11	4	1-10-NYG 35	(4:12) (Shotgun) E.Manning pass short left to J.Davis to NYG 46 for 11 yards (K.Lewis).

## Touchdown Scoring Information

		Offense	Defense	Special Teams
VISITOR	Tennessee Titans	2	0	0
HOME	New York Giants	0	0	0

## Player Scoring Information

Club	Player	TD	Rush TD	Rec TD	KO TD	Punt TD	Int TD	Fum TD	Misc TD	FG	XP	2Pt Rush	2Pt Rec	Sfty	Points
TEN	D.Henry	0	2	0	0	0	0	0	0	0	0	0	0	0	12
TEN	R.Succop	0	0	0	0	0	0	0	0	1	2	0	0	0	5

## Possession Detail

	First Half		Second Half		Game	
	Visitor	Home	Visitor	Home	Visitor	Home
Largest Lead	7	0	17	0	17	0
Drives Leading	3	0	5	0	8	0
Time of Possession Leading	7:08	0:00	16:53	0:00	24:01	0:00
Largest Deficit	0	-7	0	-17	0	-17
Drives Trailing	0	4	0	5	0	9
Time of Possession Trailing	0:00	10:35	0:00	13:07	0:00	23:42
Times Score Tied Up		0		0		0
Lead Changes		1		0		1

# Playtime Percentage

*Percent of playtime per player on offense, defense and special teams*

Tennessee Titans							New York Giants								
		Offense		Defense		Special Teams			Offense		Defense		Special Teams		
D Kelly	T	70	100%			4	18%	E Manning	QB	65	100%				
Q Spain	G	70	100%			4	18%	N Solder	T	65	100%				
B Jones	C	70	100%					J Brown	G	65	100%				
J Kline	G	67	96%			4	18%	S Shepard	WR	65	100%				
T Lewan	T	67	96%			4	18%	C Wheeler	T	65	100%				
M Mariota	QB	67	96%					S Barkley	RB	65	100%				
C Davis	WR	65	93%					W Hernandez	G	65	100%				
T Taylor	WR	54	77%					B Fowler	WR	46	71%		6	27%	
D Henry	RB	49	70%					E Engram	TE	45	69%				
L Stocker	TE	46	66%			9	41%	S Pulley	G	43	66%				
M Pruitt	TE	40	57%			8	36%	R Shepard	WR	34	52%		10	45%	
T Sharpe	WR	39	56%					R Ellison	TE	28	43%				
D Lewis	RB	23	33%					C Coleman	WR	22	34%		4	18%	
D Jennings	WR	15	21%			12	55%	J Greco	G	22	34%				
A Firkser	TE	15	21%			10	45%	J Davis	WR	11	17%		12	55%	
C Batson	WR	4	6%					E Penny	RB	6	9%				
C Levin	C	3	4%			4	18%	S Simonson	TE	3	5%		11	50%	
T Marz	G	3	4%			4	18%	M Thomas	SS			70	100%	17	77%
B Gabbert	QB	3	4%					B Webb	CB			70	100%	10	45%
A Jackson	CB			65	100%	7	32%	J Jenkins	CB			70	100%	2	9%
K Byard	FS			65	100%	6	27%	C Riley	FS			70	100%	2	9%
K Lewis	FS			58	89%	11	50%	A Ogletree	LB			70	100%		
M Butler	CB			58	89%	6	27%	O Vernon	DE			59	84%		
J Brown	LB			58	89%			B Hill	DT			53	76%	6	27%
H Landry	LB			56	86%	6	27%	G Haley	CB			48	69%	4	18%
W Woodyard	LB			53	82%			B Goodson	LB			46	66%	17	77%
J Casey	DT			52	80%			D Tomlinson	DT			45	64%	6	27%
L Ryan	CB			48	74%	1	5%	K Martin	LB			38	54%	6	27%
D Morgan	LB			48	74%			J Mauro	DT			37	53%	4	18%
K Correa	LB			31	48%	12	55%	K Wynn	DE			25	36%	11	50%
D Jones	DE			29	45%			L Carter	LB			19	27%	14	64%
R Evans	LB			29	45%			T Davis	LB			16	23%	16	73%
L Sims	CB			20	31%	17	77%	M Edwards	DE			11	16%		
A Johnson	NT			14	22%	4	18%	R McIntosh	DT			10	14%		
B Logan	NT			11	17%			S Chandler	FS			9	13%	13	59%
S Finch	LB			9	14%	12	55%	K Ladler	SS			4	6%	1	5%
K Vaccaro	SS			7	11%			N Stupar	LB					20	91%
D Cruikshank	FS			3	5%	18	82%	A Hamilton	CB					19	86%
D Bates	LB			1	2%	18	82%	U Eligwe	LB					16	73%
B Trawick	FS					18	82%	R Dixon	P					7	32%
W Compton	LB					11	50%	Z DeOssie	LS					7	32%
B Brinkley	LS					10	45%	A Rosas	K					1	5%
B Kern	P					10	45%								
R Succop	K					8	36%								
J Kalu	CB					4	18%								

# 2018 TENNESSEE TITANS REGULAR SEASON STATISTICS

Won 8, Lost 6

Date	W-L	Score	OT	Opponent	Attendance
09/09	L	20-27		at Miami	65,184
09/16	W	20-17		Houston	62,372
09/23	W	9-6		at Jacksonville	64,015
09/30	W	26-23	OT	Philadelphia	69,013
10/07	L	12-13		at Buffalo	68,202
10/14	L	0-21		Baltimore	64,441
10/21	L	19-20		at L.A. Chargers	84,301
11/05	W	28-14		at Dallas	90,466
11/11	W	34-10		New England	69,363
11/18	L	10-38		at Indianapolis	57,401
11/26	L	17-34		at Houston	71,826
12/02	W	26-22		N.Y. Jets	60,904
12/06	W	30-9		Jacksonville	60,344
12/16	W	17-0		at N.Y. Giants	74,538
12/23				Washington	
12/30				Indianapolis	

Statistic	Tenn.	Opp.
<b>Total First Downs</b>	<b>258</b>	<b>257</b>
Rushing	94	83
Passing	139	158
Penalty	25	16
3rd Down: Made/Att	76/185	62/178
3rd Down Pct.	41.1	34.8
4th Down: Made/Att	7/11	10/19
4th Down Pct.	63.6	52.6
<b>Possession Avg.</b>	<b>30:20</b>	<b>29:40</b>
<b>Total Net Yards</b>	<b>4449</b>	<b>4606</b>
Avg. Per Game	317.8	329.0
Total Plays	838	870
Avg. Per Play	5.3	5.3
<b>Net Yards Rushing</b>	<b>1831</b>	<b>1544</b>
Avg. Per Game	130.8	110.3
Total Rushes	411	359
<b>Net Yards Passing</b>	<b>2618</b>	<b>3062</b>
Avg. Per Game	187.0	218.7
Sacked/Yards Lost	44/261	36/219
Gross Yards	2879	3281
Att./Completions	383/258	475/300
Completion Pct.	67.4	63.2
Had Intercepted	10	8
<b>Punts/Average</b>	<b>65/46.8</b>	<b>65/45.8</b>
Net Punting Avg.	65/41.3	65/38.9
<b>Penalties/Yards</b>	<b>71/642</b>	<b>100/839</b>
<b>Fumbles/Ball Lost</b>	<b>17/5</b>	<b>13/5</b>
<b>Touchdowns</b>	<b>29</b>	<b>27</b>
Rushing	14	8
Passing	14	17
Returns	1	2

Score By Periods	Q1	Q2	Q3	Q4	OT	PTS
<b>Team</b>	<b>70</b>	<b>45</b>	<b>62</b>	<b>85</b>	<b>6</b>	<b>268</b>
<b>Opponents</b>	<b>60</b>	<b>88</b>	<b>53</b>	<b>50</b>	<b>3</b>	<b>254</b>

Scoring	TD	Rush	Rec	Ret	K-PAT	FG	S	PTS
Succop	0	0	0	0	25/27	23/27	0	94
Henry	11	11	0	0			0	66
C. Davis	4	0	4	0			0	24
J. Smith	3	0	3	0			0	18
D. Lewis	2	1	1	0			0	12
Mariota	2	2	0	0			0	12
Sharpe	2	0	2	0			0	12
Cruikshank	1	0	1	0			0	6
Firkser	1	0	1	0			0	6
Jennings	1	0	0	1			0	6
Stocker	1	0	1	0			0	6
Taylor	1	0	1	0			0	6
<b>Team</b>	<b>29</b>	<b>14</b>	<b>14</b>	<b>1</b>	<b>25/27</b>	<b>23/27</b>	<b>0</b>	<b>268</b>
<b>Opponents</b>	<b>27</b>	<b>8</b>	<b>17</b>	<b>2</b>	<b>27/27</b>	<b>21/24</b>	<b>1</b>	<b>254</b>

2-Pt Conv: TM 0-1, OPP 0-0

**Sacks:** Casey 7, Brown 6, Ryan 4, Correa 3.5, Woodyard 3.5, Landry 2.5, Byard 2, Vaccaro 2, Finch 1.5, Orakpo 1.5, Butler 1, Johnson 1, D. Morgan 0.5, TM 36, OPP 44  
**FUM/Lost:** Mariota 9/2, Jackson 2/0, Batson 1/0, C. Davis 1/0, Henry 1/1, D. Lewis 1/1, J. Smith 1/0, Taylor 1/1

Rushing	No.	Yds	Avg	Long	TD
Henry	178	882	5.0	99t	11
D. Lewis	152	512	3.4	36	1
Mariota	63	350	5.6	27	2
C. Davis	5	54	10.8	39	0
Fluellen	4	16	4.0	13	0
Sharpe	1	16	16.0	16	0
McNichols LG	2	4	2.0	7	0
Batson	1	1	1.0	1	0
Gabbert	6	0	0.0	1	0
Stocker	1	0	0.0	0	0
<b>Team</b>	<b>411</b>	<b>1831</b>	<b>4.5</b>	<b>99t</b>	<b>14</b>
<b>Opponents</b>	<b>359</b>	<b>1544</b>	<b>4.3</b>	<b>97t</b>	<b>8</b>

Receiving	No.	Yds	Avg	Long	TD
C. Davis	57	798	14.0	51	4
D. Lewis	53	357	6.7	37	1
Taylor	32	394	12.3	55	1
Sharpe	26	316	12.2	28	2
J. Smith	20	258	12.9	61t	3
Firkser	16	201	12.6	28	1
Stocker	14	143	10.2	31	1
Henry	13	78	6.0	21	0
Batson	8	82	10.3	26	0
Jennings	5	55	11.0	36	0
Pruitt LG	5	47	9.4	19	0
Pruitt TM	5	47	9.4	19	0
Walker	4	52	13.0	16	0
Matthews TM	3	11	3.7	4	0
Cruikshank	1	66	66.0	66t	1
Mariota	1	21	21.0	21	0
<b>Team</b>	<b>258</b>	<b>2879</b>	<b>11.2</b>	<b>66t</b>	<b>14</b>
<b>Opponents</b>	<b>300</b>	<b>3281</b>	<b>10.9</b>	<b>75t</b>	<b>17</b>

Interceptions	No.	Yds	Avg	Long	TD
Byard	3	0	0.0	0	0
Butler	2	34	17.0	34	0
Jackson	2	7	3.5	7	0
Vaccaro	1	0	0.0	0	0
<b>Team</b>	<b>8</b>	<b>41</b>	<b>5.1</b>	<b>34</b>	<b>0</b>
<b>Opponents</b>	<b>10</b>	<b>175</b>	<b>17.5</b>	<b>54</b>	<b>1</b>

Punting	No.	Yds	Avg	Net	TB	In	Lg	B
Kern	64	3042	47.5	41.3	3	29	62	1
<b>Team</b>	<b>65</b>	<b>3042</b>	<b>46.8</b>	<b>41.3</b>	<b>3</b>	<b>29</b>	<b>62</b>	<b>1</b>
<b>Opponents</b>	<b>65</b>	<b>2977</b>	<b>45.8</b>	<b>38.9</b>	<b>12</b>	<b>25</b>	<b>68</b>	<b>0</b>

Punt Returns	Ret	FC	Yds	Avg	Long	TD
Jackson	13	8	122	9.4	26	0
Matthews TM	4	0	38	9.5	18	0
Williams TM	4	1	47	11.8	38	0
Batson	3	1	4	1.3	5	0
<b>Team</b>	<b>24</b>	<b>10</b>	<b>211</b>	<b>8.8</b>	<b>38</b>	<b>0</b>
<b>Opponents</b>	<b>32</b>	<b>11</b>	<b>296</b>	<b>9.3</b>	<b>51</b>	<b>0</b>

Kickoff Returns	No.	Yds	Avg	Long	TD
Jennings	17	578	34.0	94t	1
<b>Team</b>	<b>17</b>	<b>578</b>	<b>34.0</b>	<b>94t</b>	<b>1</b>
<b>Opponents</b>	<b>22</b>	<b>613</b>	<b>27.9</b>	<b>102t</b>	<b>1</b>

Field Goals	1-19	20-29	30-39	40-49	50+
Succop	0/0	5/6	11/11	4/6	3/4
<b>Team</b>	<b>0/0</b>	<b>5/6</b>	<b>11/11</b>	<b>4/6</b>	<b>3/4</b>
<b>Opponents</b>	<b>0/0</b>	<b>5/5</b>	<b>8/9</b>	<b>6/6</b>	<b>2/4</b>

Succop: (47G,53G) (42G,31G) (39G,48N,36G,28G) (42G, 33G) (25G,54G,39G,50G) () (28G,33G,51N) (28N) (33G,31G) (42G) (31G) (24G,33G) (33G) (48N,22G) OPP: (27G,30G) (54N,34G) (46G,38G) (27G,30G,37G) (40G,46G) () (29G,28G) (38N) (52G,52N) (22G) (43G,47G) (54G,34G,43G,39G,39G) () ()

Passing	Att	Cmp	Yds	Cmp%	Yds/Att	TD	TD%	Int	Int%	Long	Sack/Lost	Rating
Mariota	318	218	2418	68.6	7.60	11	3.5	8	2.5	61t	40/228	91.9
Gabbert	61	36	360	59.0	5.90	2	3.3	2	3.3	28	4/33	73.1
Henry	2	2	14	100.0	7.00	0	0.0	0	0.0	8	0/0	95.8
Byard	1	1	66	100.0	66.00	1	100.0	0	0.0	66t	0/0	158.3
Jennings	1	1	21	100.0	21.00	0	0.0	0	0.0	21	0/0	118.8
<b>Team</b>	<b>383</b>	<b>258</b>	<b>2879</b>	<b>67.4</b>	<b>7.52</b>	<b>14</b>	<b>3.7</b>	<b>10</b>	<b>2.6</b>	<b>66t</b>	<b>44/261</b>	<b>90.8</b>
<b>Opponents</b>	<b>475</b>	<b>300</b>	<b>3281</b>	<b>63.2</b>	<b>6.91</b>	<b>17</b>	<b>3.6</b>	<b>8</b>	<b>1.7</b>	<b>75t</b>	<b>36/219</b>	<b>88.4</b>



## **TITANS PULL OUT 25-16 WIN OVER REDSKINS, NOW HOPE FOR WIN- AND-IN SCENARIO VS. COLTS**

**BY JIM WYATT**  
**TITANS ONLINE**  
**DECEMBER 22, 2018**

NASHVILLE, Tenn. – Win, and they're in.

Well, not yet.

But it's getting close.

On Saturday, the Titans did their part once again with a 25-16 win over the Washington Redskins. It was a nail-biter for the Titans and their fans, as they had to rally to get it.

The win gave the Titans (9-6) their fourth straight victory. Now, the team needs a loss by the Steelers (who face the Saints tomorrow) to cause the Titans vs. Colts game to be a win-and-in playoff scenario next Sunday at Nissan Stadium.

"We've just taken it one game at a time, and that's all we can do," said Titans cornerback Malcolm Butler, who sealed the game with an interception return for a touchdown on the game's final play. "We've gotten the job done so far, but there's work to do. We know our work is not finished."

With the win, the Titans guaranteed themselves a winning record for the third straight season. It's the first time that's happened in the "Titans era."

Titans safety Kevin Byard said the team won't let up.

"There's no time to relax right now," Byard said. "I feel like the playoffs started for us a while back, and every single week we have to flush the game before and keep it moving. It's a survive-and-advance mentality, and we're surviving now and playing hard."

The Titans lost quarterback Marcus Mariota to an injury late in the first half. Mariota suffered a stinger, and did not return.

Back-up quarterback Blaine Gabbert stepped in and proved to be a hero.

Gabbert guided a seven-play, 75 yard drive in the fourth quarter that ended with a two-yard touchdown pass to tight end MyCole Pruitt to give the Titans a 19-16 lead with 4:30 left. Running back Derrick Henry was big on the go-ahead drive, ripping off 30 yards of runs to put the Titans inside the Redskins' five.

Byard made a critical interception with 1:17 left, before Butler sealed the game with a 56-yard interception return for a touchdown as time expired.

"I'm really proud of (Blaine)," Titans coach Mike Vrabel said of Gabbert. "I'm really proud of the entire team because they stuck together."

The Titans announced Mariota's injury as a stinger. Mariota was injured after being sacked on a first-and-10 play from the Redskins 14. Trainers examined Mariota on the field, and he headed to the locker room prior to the half.

Mariota completed 10-of-13 passes for 110 yards before leaving the contest.

Gabbert finished the contest 7-of-11 for 101 yards and a touchdown, with a 123.7 rating.

"Blaine stepped up," Henry, who ran for 84 yards and a touchdown, said of Gabbert. "He was very smooth. Blaine has that attitude, and he has that killer instinct. Nothing scares him – he doesn't shy away from anything. He goes out there like he's the starter. When one man goes down, you have to step up and that's what he did."

Gabbert, who has completed 43-of-72 passes (59.7 percent) for 461 yards with an 80.3 rating this

season, said he was happy to do his part.

"It was, "Just go win the game," Gabbert said of his mindset when he entered the contest. "It was a fun win, and it's always fun to win big games, and just go out there and play with the guys. You work hard day in and day out, and sometimes you don't get the chance to play."

"So whenever I am out there I just try to make the most of the opportunity and have fun. I'm just glad we were able to pull it out and win the game."

After the Redskins took a 3-0 lead on their opening possession on a 50-yard field goal by kicker Dustin Hopkins, the Titans took an early 6-3 lead on a one-yard touchdown run by Henry, which capped an 11-play, 69-yard drive that included a big third down run by Mariota, and completions to Corey Davis and Taywan Taylor.

The Redskins reclaimed the lead on seven-yard touchdown pass from quarterback Josh Johnson to receiver Michael Floyd, which made it 10-6 with 4:28 left in the second quarter before the Titans cut the lead to 10-9 at the end of the first half on a 42-yard field goal by kicker Ryan Succop.

After the Redskins stretched the lead back to 13-9 with 4:57 left in the third quarter on another field goal by Hopkins, the Titans answered back with a 60-yard drive, and another Succop field goal, to make it 13-12 with 14:55 left in the contest. The Redskins added another field goal to make it 16-12 with 8:09 left.

Then came the big drive, which gave the Titans the lead.

Now, the Titans will sit back and find out just how big next Sunday's game against the Colts will be at Nissan Stadium.

"That's our mentality -- survive and advance," Taylor said. "You know, this is our playoffs right here. Lose

and you go home. So we are taking it one game at a time.

“It is going to be fun celebrating this win tonight. Unfortunately, we have to put it behind us and get ready for the Colts.”

# # #

# Week 16

## National Football League Game Summary

NFL Copyright © 2018 by The National Football League. All rights reserved. This summary and play-by-play is for the express purpose of assisting media in their coverage of the game; any other use of this material is prohibited without the written permission of the National Football League. Updated: 12/27/2018

Date: Saturday, 12/22/2018 Washington Redskins at Tennessee Titans Start Time: 3:30 PM Central  
at Nissan Stadium, Nashville, TN

### Game Day Weather

Game Weather: Sunny Temp: 51° F (10.6° C) Humidity: 48%, Wind: S 9 mph  
Played Outdoors on Turf: Grass Outdoor Weather: Sunny, Wind Chill: 51

### Officials

Referee: Hussey, John (35) Umpire: Michalek, Tony (115) Down Judge: Codey, Kevin (16)  
Line Judge: Bowers, Derick (74) Field Judge: Willard, Don (58) Side Judge: Baynes, Allen (56)  
Back Judge: Steed, Gregory (12) Replay Official: Valenti, Terri (0)

### Lineups

Washington Redskins				Tennessee Titans			
Offense		Defense		Offense		Defense	
WR	18 J.Doctson	DE	93 J.Allen	WR	13 T.Taylor	DE	90 D.Jones
LT	71 T.Williams	NT	95 D.Payne	TE	85 M.Pruitt	DT	99 J.Casey
LG	69 L.Bowanko	DE	98 M.Ioannidis	LT	77 T.Lewan	OLB	91 D.Morgan
C	73 C.Roullier	SLB	94 P.Smith	LG	67 Q.Spain	ILB	59 W.Woodyard
RG	67 Z.Kerin	MLB	51 S.Hamilton	C	60 B.Jones	ILB	55 J.Brown
RT	76 M.Moses	MLB	54 M.Foster	RG	64 J.Kline	OLB	58 H.Landry
TE	87 J.Sprinkle	WLB	91 R.Kerrigan	RT	71 D.Kelly	CB	25 A.Jackson
WR	80 J.Crowder	CB	31 F.Moreau	TE	88 L.Stocker	CB	36 L.Sims
WR	17 M.Floyd	CB	24 J.Norman	WR	84 C.Davis	SS	24 K.Vaccaro
QB	8 J.Johnson	SS	20 H.Clinton-Dix	QB	8 M.Mariota	FS	31 K.Byard
RB	26 A.Peterson	FS	36 D.Swearinger	RB	22 D.Henry	CB	21 M.Butler

### Substitutions

K 3 D.Hopkins, P 5 T.Way, WR 16 J.Chesson, S 22 D.Everett, RB 25 C.Thompson, RB 34 B.Marshall, CB 37 G.Stroman, CB 39 A.Alexander, LB 40 J.Harvey-Clemons, DB 45 J.Reaves, DB 48 H.Miller, LB 52 R.Anderson, LB 53 Z.Brown, LS 55 A.East, LB 56 Z.Vigil, T 61 T.Parris, C 62 K.Fuller, WR 84 D.Kidsy, TE 88 M.Flanagan, DT 92 S.McGee, LB 96 P.McPhee, DL 97 T.Settle, DT 99 C.Brantley

### Substitutions

K 4 R.Succop, P 6 B.Kern, QB 7 B.Gabbert, WR 15 D.Jennings, WR 17 C.Batson, WR 19 T.Sharpe, S 28 K.Lewis, DB 29 D.Cruikshank, RB 33 D.Lewis, S 41 B.Trawick, OLB 44 K.Correa, DB 46 J.Kalu, LS 48 B.Brinkley, LB 51 W.Compton, LB 53 D.Bates, LB 54 R.Evans, LB 57 N.Harris, C/G 62 C.Levin, OL 68 A.Pasztor, TE 86 A.Firkser, DL 94 A.Johnson, DL 96 B.Logan, NT 97 D.Kilgo

### Did Not Play

QB 6 M.Sanchez

RB 30 J.McNichols

### Not Active

QB 12 C.McCoy, WR 13 M.Harris, RB 32 S.Perine, OL 66 T.Bergstrom, T 79 T.Nsekhe, TE 85 V.Davis, TE 86 J.Reed

DB 20 K.Durden, OLB 56 S.Finch, G 61 A.Stinnie, T 69 T.Marz, TE 89 C.Wick, DE 92 M.Dickerson, OLB 98 B.Orakpo

### Field Goals (made ( ) & missed)

D.Hopkins		(50)	(40)	(46)	R.Succop		(42)	(33)		
		1	2	3	4	OT	Total			
VISITOR:	Washington Redskins	3	7	3	3	0	16			
HOME:	Tennessee Titans	6	3	0	16	0	25			

### Scoring Plays

Team	Qtr	Time	Play Description (Extra Point) (Drive Info)	Visitor	Home
Redskins	1	12:09	D.Hopkins 50 yd. Field Goal (7-40, 2:51)	3	0
Titans	1	5:37	D.Henry 1 yd. run (kick failed, wl) (11-69, 6:32)	3	6
Redskins	2	4:28	M.Floyd 7 yd. pass from J.Johnson (D.Hopkins kick) (17-93,10:58)	10	6
Titans	2	0:00	R.Succop 42 yd. Field Goal (13-51, 4:28)	10	9
Redskins	3	4:57	D.Hopkins 40 yd. Field Goal (11-64, 5:18)	13	9
Titans	4	14:55	R.Succop 33 yd. Field Goal (10-60, 5:02)	13	12
Redskins	4	8:09	D.Hopkins 46 yd. Field Goal (12-47, 6:46)	16	12
Titans	4	4:30	M.Pruitt 2 yd. pass from B.Gabbert (R.Succop kick) (7-75, 3:39)	16	19
Titans	4	0:00	M.Butler 56 yd. interception return	16	25

Paid Attendance: 60,746

Time: 2:44

## Final Individual Statistics

### Washington Redskins

RUSHING	ATT	YDS	AVG	LG	TD
A.Peterson	26	119	4.6	13	0
J.Johnson	4	22	5.5	16	0
C.Thompson	4	20	5.0	15	0
Total	34	161	4.7	16	0

PASSING	ATT	CMP	YDS	SK/YD	TD	LG	IN	RT
J.Johnson	23	13	153	2/22	1	30	2	55.2
Total	23	13	153	2/22	1	30	2	55.2

PASS RECEIVING	TAR	REC	YDS	AVG	LG	TD
J.Crowder	7	5	78	15.6	30	0
J.Doctson	6	3	30	10.0	22	0
J.Sprinkle	3	2	22	11.0	15	0
A.Peterson	2	1	8	8.0	8	0
C.Thompson	1	1	8	8.0	8	0
M.Floyd	3	1	7	7.0	7	1
B.Marshall	1	0	0	0.0	0	0
Total	23	13	153	11.8	30	1

INTERCEPTIONS	NO	YDS	AVG	LG	TD
Total	0	0	0	0	0

PUNTING	NO	YDS	AVG	NET	TB	IN20	LG
T.Way	2	107	53.5	45.5	0	0	57
Total	2	107	53.5	45.5	0	0	57

PUNT RETURNS	NO	YDS	AVG	FC	LG	TD
J.Crowder	0	0	0.0	2	0	0
[DOWNED]	1	0	0.0	0	0	0
[OUT OF BOUNDS]	1	0	0.0	0	0	0
Total	0	0	0.0	2	0	0

KICKOFF RETURNS	NO	YDS	AVG	FC	LG	TD
B.Marshall	1	28	28.0	0	28	0
[TOUCHBACK]	3	0	0.0	0	0	0
Total	1	28	28.0	0	28	0

### Washington Redskins

FUMBLES	FUM	LOST	OWN-REC	YDS	TD	FORCED	OPP-REC	YDS	TD	OUT-BDS
Total	0	0	0	0	0	0	0	0	0	0

### Tennessee Titans

FUMBLES	FUM	LOST	OWN-REC	YDS	TD	FORCED	OPP-REC	YDS	TD	OUT-BDS
Total	0	0	0	0	0	0	0	0	0	0

### Tennessee Titans

RUSHING	ATT	YDS	AVG	LG	TD
D.Henry	21	84	4.0	18	1
M.Mariota	1	7	7.0	7	0
D.Lewis	3	5	1.7	3	0
D.Jennings	1	2	2.0	2	0
C.Davis	1	1	1.0	1	0
Total	27	99	3.7	18	1

PASSING	ATT	CMP	YDS	SK/YD	TD	LG	IN	RT
M.Mariota	13	10	110	2/15	0	18	0	101.4
B.Gabbert	11	7	101	1/4	1	35	0	123.7
D.Henry	1	0	0	0/0	0	0	0	39.6
Total	25	17	211	3/19	1	35	0	107.3

PASS RECEIVING	TAR	REC	YDS	AVG	LG	TD
T.Taylor	3	3	64	21.3	35	0
C.Davis	5	3	45	15.0	16	0
D.Jennings	3	3	29	9.7	14	0
D.Lewis	4	3	20	6.7	18	0
M.Pruitt	3	2	29	14.5	27	1
A.Firkser	3	2	16	8.0	12	0
D.Henry	1	1	8	8.0	8	0
L.Stocker	1	0	0	0.0	0	0
Total	23	17	211	12.4	35	1

INTERCEPTIONS	NO	YDS	AVG	LG	TD
M.Butler	1	56	56.0	56	1
K.Byard	1	1	1.0	1	0
Total	2	57	28.5	56	1

PUNTING	NO	YDS	AVG	NET	TB	IN20	LG
B.Kern	4	169	42.3	42.3	0	4	50
Total	4	169	42.3	42.3	0	4	50

PUNT RETURNS	NO	YDS	AVG	FC	LG	TD
A.Jackson	1	16	16.0	1	16	0
Total	1	16	16.0	1	16	0

KICKOFF RETURNS	NO	YDS	AVG	FC	LG	TD
D.Jennings	1	31	31.0	0	31	0
[TOUCHBACK]	4	0	0.0	0	0	0
Total	1	31	31.0	0	31	0

## Final Team Statistics

	Visitor Redskins	Home Titans
TOTAL FIRST DOWNS	17	20
By Rushing	7	8
By Passing	9	11
By Penalty	1	1
THIRD DOWN EFFICIENCY	8-14-57%	5-11-45%
FOURTH DOWN EFFICIENCY	0-0-0%	0-0-0%
TOTAL NET YARDS	292	291
Total Offensive Plays (inc. times thrown passing)	59	55
Average gain per offensive play	4.9	5.3
NET YARDS RUSHING	161	99
Total Rushing Plays	34	27
Average gain per rushing play	4.7	3.7
Tackles for a loss-number and yards	1-1	4-7
NET YARDS PASSING	131	192
Times thrown - yards lost attempting to pass	2-22	3-19
Gross yards passing	153	211
PASS ATTEMPTS-COMPLETIONS-HAD INTERCEPTED	23-13-2	25-17-0
Avg gain per pass play (inc.# thrown passing)	5.2	6.9
KICKOFFS Number-In End Zone-Touchbacks	5-5-4	4-4-3
PUNTS Number and Average	2-53.5	4-42.3
Had Blocked	0	0
FGs - PATs Had Blocked	0-0	0-0
Net Punting Average	45.5	42.3
TOTAL RETURN YARDAGE (Not Including Kickoffs)	0	73
No. and Yards Punt Returns	0-0	1-16
No. and Yards Kickoff Returns	1-28	1-31
No. and Yards Interception Returns	0-0	2-57
PENALTIES Number and Yards	8-49	2-10
FUMBLES Number and Lost	0-0	0-0
TOUCHDOWNS	1	3
Rushing	0	1
Passing	1	1
Interceptions	0	1
EXTRA POINTS Made-Attempts	1-1	1-2
Kicking Made-Attempts	1-1	1-2
FIELD GOALS Made-Attempts	3-3	2-2
RED ZONE EFFICIENCY	1-2-50%	2-4-50%
GOAL TO GO EFFICIENCY	0-0-0%	2-2-100%
SAFETIES	0	0
FINAL SCORE	16	25
TIME OF POSSESSION	33:03	26:57

## Ball Possession And Drive Chart

### Washington Redskins

#	Time Recd	Time Lost	Time Poss	How Ball Obtained	Drive Began	# Play	Yds Gain	Yds Pen	Net Yds	1st Down	Last Scrm	How Given Up
1	15:00	12:09	2:51	Kickoff	WAS 28	7	35	5	40	1	TEN 32	Field Goal
2	5:37	3:32	2:05	Kickoff	WAS 25	3	9	-4	5	0	WAS 30	Punt
3	0:26	4:28	10:58	Punt	WAS 7	17	108	-15	93	7	* TEN 7	Touchdown
4	13:11	11:33	1:38	Punt	WAS 7	3	3	0	3	0	WAS 10	Punt
5	10:15	4:57	5:18	Punt	WAS 14	11	59	5	64	4	TEN 22	Field Goal
6	14:55	8:09	6:46	Kickoff	WAS 25	12	47	0	47	3	* TEN 28	Field Goal
7	4:30	1:17	3:13	Kickoff	WAS 25	7	31	0	31	2	TEN 44	Interception
8	0:14	0:00	0:14	Punt	WAS 15	2	0	0	0	0	WAS 15	Interception

(146) Average WAS 18

### Tennessee Titans

#	Time Recd	Time Lost	Time Poss	How Ball Obtained	Drive Began	# Play	Yds Gain	Yds Pen	Net Yds	1st Down	Last Scrm	How Given Up
1	12:09	5:37	6:32	Kickoff	TEN 31	11	64	5	69	6	* WAS 1	Touchdown
2	3:32	0:26	3:06	Punt	TEN 30	6	18	5	23	1	WAS 47	Punt
3	4:28	0:00	4:28	Kickoff	TEN 25	13	51	0	51	4	* WAS 24	Field Goal
4	15:00	13:11	1:49	Kickoff	TEN 25	4	19	0	19	1	TEN 44	Punt
5	11:33	10:15	1:18	Punt	TEN 49	3	2	5	7	0	WAS 44	Punt
6	4:57	14:55	5:02	Kickoff	TEN 25	10	60	0	60	3	* WAS 15	Field Goal
7	8:09	4:30	3:39	Kickoff	TEN 25	7	70	5	75	5	* WAS 2	Touchdown
8	1:17	0:14	1:03	Interception	TEN 28	3	7	0	7	0	TEN 35	Punt

(238) Average TEN 30

\* inside opponent's 20

Time of Possession by Quarter		1st	2nd	3rd	4th	OT	Total
Visitor	Washington Redskins	5:22	10:32	6:56	10:13		33:03
Home	Tennessee Titans	9:38	4:28	8:04	4:47		26:57
Kickoff Drive No.-Start Average		Redskins: 4 - WAS 26			Titans: 5 - TEN 26		



# Final Defensive Statistics

Washington Redskins	Regular Defensive Plays												Special Teams					Misc			
	TKL	AST	COMB	SK	/ YDS	TFL	Q	IN	PD	FF	FR		TKL	AST	FF	FR	BL	TKL	AST	FF	FR
M.Foster	4	5	9	1	7	1	1	0	1	0	0		0	0	0	0	0	0	0	0	0
H.Clinton-Dix	7	1	8	0	0	0	0	0	0	0	0		1	0	0	0	0	0	0	0	0
G.Stroman	5	0	5	0	0	0	0	0	0	0	0		0	0	0	0	0	0	0	0	0
J.Norman	4	1	5	0	0	0	0	0	0	0	0		0	0	0	0	0	0	0	0	0
S.Hamilton	4	0	4	0	0	1	0	0	0	0	0		0	0	0	0	0	0	0	0	0
J.Allen	3	1	4	1	8	1	1	0	0	0	0		0	0	0	0	0	0	0	0	0
P.Smith	2	2	4	0	0	0	0	0	0	0	0		0	0	0	0	0	0	0	0	0
D.Payne	2	1	3	0	0	1	0	0	1	0	0		0	0	0	0	0	0	0	0	0
D.Everett	2	1	3	0	0	2	0	0	0	0	0		1	0	0	0	0	0	0	0	0
D.Swearinger	2	0	2	0	0	0	0	0	0	0	0		0	0	0	0	0	0	0	0	0
Z.Brown	2	0	2	0	0	0	0	0	0	0	0		0	0	0	0	0	0	0	0	0
R.Kerrigan	1	0	1	1	4	1	1	0	0	0	0		0	0	0	0	0	0	0	0	0
P.McPhee	1	0	1	0	0	1	1	0	0	0	0		0	0	0	0	0	0	0	0	0
M.Ioannidis	1	0	1	0	0	0	0	0	0	0	0		0	0	0	0	0	0	0	0	0
T.Settle	1	0	1	0	0	0	0	0	0	0	0		0	0	0	0	0	0	0	0	0
R.Anderson	0	1	1	0	0	0	0	0	0	0	0		0	0	0	0	0	0	0	0	0
F.Moreau	0	1	1	0	0	0	0	0	0	0	0		0	0	0	0	0	0	0	0	0
J.Doctson	0	0	0	0	0	0	0	0	0	0	0		0	0	0	0	0	1	0	0	0
Total	41	14	55	3	19	8	4	0	2	0	0		2	0	0	0	0	1	0	0	0

TKL = Tackle AST = Assist COMB = Combined QH=QB Hit IN = Interception PD = Pass Defense FF = Forced Fumble FR = Fumble Recovery

Tennessee Titans	Regular Defensive Plays												Special Teams					Misc			
	TKL	AST	COMB	SK	/ YDS	TFL	QH	IN	PD	FF	FR		TKL	AST	FF	FR	BL	TKL	AST	FF	FR
W.Woodyard	5	5	10	1	12	1	1	0	0	0	0		0	0	0	0	0	0	0	0	0
K.Byard	6	3	9	0	0	0	0	1	2	0	0		0	0	0	0	0	0	0	0	0
J.Brown	6	3	9	0	0	0	0	0	0	0	0		0	0	0	0	0	0	0	0	0
R.Evans	2	4	6	0	0	0	0	0	0	0	0		0	0	0	0	0	0	0	0	0
M.Butler	5	0	5	0	0	1	0	1	1	0	0		0	0	0	0	0	0	0	0	0
A.Jackson	3	2	5	0	0	0	0	0	2	0	0		0	0	0	0	0	0	0	0	0
L.Sims	3	1	4	0	0	1	1	0	0	0	0		0	0	0	0	0	0	0	0	0
J.Casey	1	3	4	0	0	0	0	0	0	0	0		0	0	0	0	0	0	0	0	0
D.Morgan	2	1	3	0	0	0	0	0	0	0	0		0	0	0	0	0	0	0	0	0
H.Landry	1	2	3	1	10	1	1	0	0	0	0		0	0	0	0	0	0	0	0	0
D.Jones	1	2	3	0	0	0	0	0	0	0	0		0	0	0	0	0	0	0	0	0
A.Johnson	2	0	2	0	0	0	0	0	0	0	0		0	0	0	0	0	0	0	0	0
K.Vaccaro	1	1	2	0	0	0	0	0	0	0	0		0	0	0	0	0	0	0	0	0
K.Lewis	0	0	0	0	0	0	0	0	0	0	0		1	0	0	0	0	0	0	0	0
Total	38	27	65	2	22	4	3	2	5	0	0		1	0	0	0	0	0	0	0	0

12/22/2018 at Nissan Stadium

## TIME

## TIME OF POSSESSION

Redskins	15:54
Titans	14:06

re Info)

Washington Redskins Tennessee Titans

Washington Redskins Tennessee Titans

---

12/22/2018 at Nissan Stadium

[illegible]

## Play By Play

## First Quarter

12/22/2018

TEN wins the coin toss and elects to defer. WAS elects to Receive, and TEN elects to defend the south goal.

R.Succop kicks 65 yards from TEN 35 to WAS 0. B.Marshall pushed ob at WAS 28 for 28 yards (K.Lewis).

Washington Redskins at 15:00, (1st play from scrimmage 14:54)

1-10-WAS 28 (14:54) (Shotgun) A.Peterson right tackle to WAS 32 for 4 yards (J.Brown, W.Woodyard).  
 2-6-WAS 32 (14:15) J.Johnson pass incomplete deep middle to J.Doctson.  
 3-6-WAS 32 (14:08) (Shotgun) J.Johnson pass deep left to J.Crowder ran ob at TEN 38 for 30 yards. P1  
1-10-TEN 38 (13:34) (Shotgun) C.Thompson up the middle to TEN 37 for 1 yard (W.Woodyard, J.Brown).  
 2-9-TEN 37 (12:51) (Shotgun) J.Johnson pass incomplete short right to B.Marshall.  
 3-9-TEN 37 (12:48) (Shotgun) J.Johnson scrambles up the middle to TEN 32 for 5 yards (K.Correa).  
 PENALTY on TEN-J.Casey, Defensive Offside, 5 yards, enforced at TEN 37 - No Play.  
 3-4-TEN 32 (12:21) (Shotgun) J.Johnson pass incomplete short right to J.Sprinkle.  
 4-4-TEN 32 (12:14) (Field Goal formation) D.Hopkins 50 yard field goal is GOOD, Center-A.East, Holder-T.Way.

WAS 3 TEN 0, 7 plays, 40 yards, 1 penalty, 2:51 drive, 2:51 elapsed

D.Hopkins kicks 65 yards from WAS 35 to TEN 0. D.Jennings to TEN 31 for 31 yards (H.Clinton-Dix).

Tennessee Titans at 12:09, (1st play from scrimmage 12:03)

1-10-TEN 31 (12:03) M.Mariota pass short middle to T.Taylor to TEN 46 for 15 yards (D.Swearingen). P1  
1-10-TEN 46 (11:30) D.Henry right tackle to WAS 49 for 5 yards (M.Ioannidis, P.Smith).  
 2-5-WAS 49 (10:47) D.Henry up the middle to WAS 42 for 7 yards (S.Hamilton). R2  
1-10-WAS 42 (10:14) (Shotgun) M.Mariota pass short right to C.Davis to WAS 26 for 16 yards (H.Clinton-Dix, M.Foster). P3  
1-10-WAS 26 (9:37) (Shotgun) M.Mariota pass incomplete short middle to A.Firkser (M.Foster).  
 2-10-WAS 26 (9:34) (Shotgun) D.Lewis left guard to WAS 27 for -1 yards (P.McPhee).  
 3-11-WAS 27 (8:56) (Shotgun) PENALTY on WAS-P.McPhee, Neutral Zone Infraction, 5 yards, enforced at WAS 27 - No Play.  
 3-6-WAS 22 (8:30) (Shotgun) M.Mariota scrambles left end pushed ob at WAS 15 for 7 yards (M.Foster). R4  
1-10-WAS 15 (7:49) (Shotgun) M.Mariota pass short middle to D.Henry to WAS 7 for 8 yards (J.Norman).  
 2-2-WAS 7 (7:09) D.Henry left guard to WAS 2 for 5 yards (H.Clinton-Dix). R5  
1-2-WAS 2 (6:26) Direct snap to D.Henry. D.Henry up the middle to WAS 1 for 1 yard (J.Allen).  
 2-1-WAS 1 (5:41) D.Henry left end for 1 yard, TOUCHDOWN. R6  
 R.Succop extra point is No Good, Wide Left, Center-B.Brinkley, Holder-B.Kern.

WAS 3 TEN 6, 11 plays, 69 yards, 1 penalty, 6:32 drive, 9:23 elapsed

R.Succop kicks 65 yards from TEN 35 to end zone, Touchback.

Washington Redskins at 5:37

1-10-WAS 25 (5:37) A.Peterson right guard to WAS 26 for 1 yard (J.Brown, H.Landry).  
 Timeout #1 by WAS at 04:55.  
 2-9-WAS 26 (4:55) (Shotgun) A.Peterson up the middle to WAS 34 for 8 yards (K.Byard, L.Sims). WAS-Z.Kerin was injured during the play. His return is Questionable.  
 3-1-WAS 34 (4:28) A.Peterson left guard to WAS 34 for no gain (R.Evans; J.Brown).  
 4-1-WAS 34 (3:41) (Run formation) PENALTY on WAS-T.Parris, False Start, 4 yards, enforced at WAS 34 - No Play.  
 4-5-WAS 30 (3:38) (Punt formation) T.Way punts 50 yards to TEN 20, Center-A.East, fair catch by A.Jackson.  
 PENALTY on WAS-A.East, Offensive Holding, 10 yards, enforced at TEN 20.

Tennessee Titans at 3:32

1-10-TEN 30 (3:32) (Shotgun) PENALTY on WAS-R.Kerrigan, Neutral Zone Infraction, 5 yards, enforced at TEN 30 - No Play.  
 1-5-TEN 35 (3:32) (Shotgun) M.Mariota pass short left to D.Lewis to TEN 33 for -2 yards (S.Hamilton).  
 2-7-TEN 33 (2:49) D.Lewis left guard to TEN 36 for 3 yards (T.Settle).  
 3-4-TEN 36 (2:10) (Shotgun) M.Mariota pass short middle to T.Taylor to 50 for 14 yards (H.Clinton-Dix). P7  
1-10-50 (1:39) (No Huddle) D.Henry right guard to WAS 48 for 2 yards (D.Payne, M.Foster).  
 2-8-WAS 48 (1:18) (No Huddle) C.Davis left end to WAS 47 for 1 yard (G.Stroman).  
 3-7-WAS 47 (:37) (Shotgun) M.Mariota pass incomplete short middle to C.Davis (D.Payne).  
 4-7-WAS 47 (:33) (Punt formation) B.Kern punts 40 yards to WAS 7, Center-B.Brinkley, fair catch by J.Crowder.

Washington Redskins at 0:26

1-10-WAS 7 (:26) A.Peterson left guard to WAS 11 for 4 yards (A.Johnson, W.Woodyard).

Washington Redskins vs Tennessee Titans at Nissan Stadium								
END OF QUARTER	Score	Time	First Downs				Efficiencies	
		Poss	R	P	X	T	3 Down	4 Down
Washington Redskins	3	5:22	0	1	0	1	1/3	0/0
Tennessee Titans	6	9:38	4	3	0	7	2/3	0/0

Second Quarter

12/22/2018

Play By Play

Washington Redskins continued.

2-6-WAS 11	(15:00) J.Johnson pass short left to A.Peterson to WAS 19 for 8 yards (M.Butler).	P2
<u>1-10-WAS 19</u>	(15:00) PENALTY on WAS-K.Fuller, False Start, 5 yards, enforced at WAS 19 - No Play.	
1-15-WAS 14	(14:14) J.Johnson sacked at WAS 2 for -12 yards (W.Woodyard).	
2-27-WAS 2	(13:32) A.Peterson right guard to WAS 15 for 13 yards (J.Brown).	
3-14-WAS 15	(12:50) (Shotgun) J.Johnson pass deep middle to J.Doctson to WAS 37 for 22 yards (K.Byard).	P3
<u>1-10-WAS 37</u>	(12:13) A.Peterson right tackle to WAS 39 for 2 yards (D.Morgan).	
2-8-WAS 39	(11:36) A.Peterson right tackle to WAS 47 for 8 yards (M.Butler).	R4
<u>1-10-WAS 47</u>	(10:51) C.Thompson right tackle to WAS 49 for 2 yards (A.Jackson; D.Jones).	
2-8-WAS 49	(10:07) (Shotgun) J.Johnson pass short left to J.Sprinkle to TEN 44 for 7 yards (J.Brown) [L.Sims].	
3-1-TEN 44	(9:29) J.Johnson up the middle to TEN 43 for 1 yard (D.Jones; W.Woodyard).	R5
<u>1-10-TEN 43</u>	(8:42) A.Peterson right tackle to TEN 38 for 5 yards (A.Jackson).	
2-5-TEN 38	(8:05) A.Peterson up the middle to TEN 34 for 4 yards (W.Woodyard).	
3-1-TEN 34	(7:20) (Shotgun) A.Peterson up the middle to TEN 27 for 7 yards (H.Landry; K.Byard).	R6
<u>1-10-TEN 27</u>	(6:50) B.Marshall up the middle to TEN 25 for 2 yards (D.Kilgo; A.Johnson).	
	PENALTY on WAS-T.Williams, Offensive Holding, 10 yards, enforced at TEN 27 - No Play.	
1-20-TEN 37	(6:29) (Shotgun) J.Johnson pass short left to J.Crowder pushed ob at TEN 26 for 11 yards (K.Byard).	
2-9-TEN 26	(5:49) (Shotgun) J.Johnson pass short right to J.Sprinkle to TEN 11 for 15 yards (K.Vaccaro).	P7
<u>1-10-TEN 11</u>	(5:12) A.Peterson up the middle to TEN 7 for 4 yards (M.Butler).	
2-6-TEN 7	(4:34) J.Johnson pass short left to M.Floyd for 7 yards, TOUCHDOWN.	P8
	D.Hopkins extra point is GOOD, Center-A.East, Holder-T.Way.	

WAS 10 TEN 6, 17 plays, 93 yards, 10:58 drive, 10:32 elapsed
--------------------------------------------------------------

D.Hopkins kicks 65 yards from WAS 35 to end zone, Touchback.

Tennessee Titans at 4:28

1-10-TEN 25	(4:28) D.Henry left end to TEN 31 for 6 yards (P.Smith).	
2-4-TEN 31	(3:54) (Shotgun) M.Mariota sacked at TEN 24 for -7 yards (M.Foster).	
3-11-TEN 24	(3:08) (Shotgun) M.Mariota pass short right to A.Firkser to TEN 36 for 12 yards (G.Stroman).	P8
<u>1-10-TEN 36</u>	(2:35) (No Huddle) M.Mariota pass short right to D.Jennings ran ob at TEN 42 for 6 yards.	
2-4-TEN 42	(2:01) M.Mariota pass incomplete short right [P.McPhee].	

Two-Minute Warning

3-4-TEN 42	(1:57) (Shotgun) M.Mariota pass short right to D.Lewis pushed ob at WAS 40 for 18 yards (G.Stroman).	P9
<u>1-10-WAS 40</u>	(1:49) (Shotgun) M.Mariota pass short middle to C.Davis to WAS 26 for 14 yards (H.Clinton-Dix, M.Foster).	P10
<u>1-10-WAS 26</u>	(1:25) (No Huddle, Shotgun) M.Mariota pass short left to D.Jennings ran ob at WAS 17 for 9 yards (G.Stroman).	
2-1-WAS 17	(1:20) D.Lewis right guard to WAS 14 for 3 yards (M.Foster; D.Payne).	R11
<u>1-10-WAS 14</u>	(:55) (No Huddle, Shotgun) M.Mariota sacked at WAS 22 for -8 yards (J.Allen). TEN-M.Mariota was injured during the play. His return is Questionable. Timeout #1 by TEN at 00:48.	
2-18-WAS 22	(:48) D.Jennings left guard to WAS 20 for 2 yards (Z.Brown).	
3-16-WAS 20	(:08) (Shotgun) B.Gabbert sacked at WAS 24 for -4 yards (R.Kerrigan).	
	Timeout #2 by TEN at 00:01.	
4-20-WAS 24	(:01) (Field Goal formation) R.Succop 42 yard field goal is GOOD, Center-B.Brinkley, Holder-B.Kern.	

WAS 10 TEN 9, 13 plays, 51 yards, 4:28 drive, 15:00 elapsed
-------------------------------------------------------------

END OF QUARTER	Score	Time Poss	First Downs				Efficiencies	
			R	P	X	T	3 Down	4 Down
Washington Redskins	10	10:32	3	4	0	7	3/3	0/0
Tennessee Titans	9	4:28	1	3	0	4	2/3	0/0



Third Quarter

12/22/2018

Play By Play

TEN elects to Receive, and WAS elects to defend the North goal.

D.Hopkins kicks 65 yards from WAS 35 to end zone, Touchback.

Tennessee Titans at 15:00

1-10-TEN 25	(15:00) B.Gabbert pass short middle to C.Davis to TEN 40 for 15 yards (J.Norman, H.Clinton-Dix).	P12
<u>1-10-TEN 40</u>	(14:35) (No Huddle) D.Henry left guard to TEN 45 for 5 yards (J.Allen, P.Smith).	
2-5-TEN 45	(14:03) D.Henry left guard to TEN 44 for -1 yards (D.Payne).	
3-6-TEN 44	(13:28) (Shotgun) B.Gabbert pass incomplete short middle to C.Davis.	
4-6-TEN 44	(13:22) (Punt formation) B.Kern punts 49 yards to WAS 7, Center-B.Brinkley, downed by TEN-K.Lewis.	

Washington Redskins at 13:11

1-10-WAS 7	(13:11) A.Peterson left guard to WAS 8 for 1 yard (R.Evans).	
2-9-WAS 8	(12:35) J.Johnson scrambles right end ran ob at WAS 10 for 2 yards (L.Sims).	
3-7-WAS 10	(11:49) (Shotgun) J.Johnson pass incomplete deep left to J.Crowder.	
4-7-WAS 10	(11:44) (Punt formation) T.Way punts 57 yards to TEN 33, Center-A.East. A.Jackson to TEN 49 for 16 yards (D.Everett).	

Tennessee Titans at 11:33

1-10-TEN 49	(11:33) B.Gabbert pass incomplete short right.	
2-10-TEN 49	(11:27) D.Henry right tackle to WAS 49 for 2 yards (J.Norman).	
3-8-WAS 49	(10:50) (Shotgun) PENALTY on WAS-C.Brantley, Neutral Zone Infraction, 5 yards, enforced at WAS 49 - No Play.	
3-3-WAS 44	(10:26) (Shotgun) B.Gabbert pass incomplete short middle to D.Lewis.	
4-3-WAS 44	(10:22) (Punt formation) B.Kern punts 30 yards to WAS 14, Center-B.Brinkley, fair catch by J.Crowder.	

Washington Redskins at 10:15

1-10-WAS 14	(10:15) A.Peterson up the middle to WAS 18 for 4 yards (R.Evans, J.Casey).	
2-6-WAS 18	(9:33) J.Johnson pass short left to J.Doctson to WAS 17 for -1 yards (M.Butler).	
	Penalty on WAS-T.Williams, Illegal Block Above the Waist, declined.	
3-7-WAS 17	(9:04) (Shotgun) J.Johnson pass short left to J.Doctson to WAS 26 for 9 yards (K.Byard).	P9
<u>1-10-WAS 26</u>	(8:30) A.Peterson right guard to WAS 31 for 5 yards (J.Brown).	
2-5-WAS 31	(7:53) J.Johnson pass incomplete short left [K.Correa].	
	PENALTY on TEN-K.Vaccaro, Defensive Holding, 5 yards, enforced at WAS 31 - No Play.	X10
<u>1-10-WAS 36</u>	(7:49) A.Peterson right tackle to WAS 41 for 5 yards (W.Woodyard).	
2-5-WAS 41	(7:10) J.Johnson pass deep left to J.Crowder to TEN 40 for 19 yards (L.Sims).	P11
<u>1-10-TEN 40</u>	(6:28) (Shotgun) C.Thompson left guard to TEN 25 for 15 yards (J.Brown; K.Byard).	R12
<u>1-10-TEN 25</u>	(5:51) (Shotgun) J.Johnson left end to TEN 22 for 3 yards (J.Brown).	
2-7-TEN 22	(5:11) J.Johnson pass incomplete deep middle to M.Floyd (K.Byard).	
3-7-TEN 22	(5:05) (Shotgun) J.Johnson pass incomplete short right to J.Crowder (A.Jackson).	
4-7-TEN 22	(5:01) (Field Goal formation) D.Hopkins 40 yard field goal is GOOD, Center-A.East, Holder-T.Way.	

WAS 13 TEN 9, 11 plays, 64 yards, 1 penalty, 5:18 drive, 10:03 elapsed

D.Hopkins kicks 65 yards from WAS 35 to end zone, Touchback.

Tennessee Titans at 4:57

1-10-TEN 25	(4:57) D.Henry left tackle to TEN 21 for -4 yards (D.Everett, R.Anderson).	
2-14-TEN 21	(4:20) (Shotgun) B.Gabbert pass deep middle to M.Pruitt to TEN 48 for 27 yards (H.Clinton-Dix).	P13
<u>1-10-TEN 48</u>	(3:41) D.Henry up the middle to WAS 40 for 12 yards (H.Clinton-Dix).	R14
<u>1-10-WAS 40</u>	(3:12) (No Huddle) D.Henry up the middle to WAS 37 for 3 yards (S.Hamilton).	
2-7-WAS 37	(2:33) (Shotgun) D.Henry up the middle to WAS 37 for no gain (P.Smith).	
3-7-WAS 37	(1:55) (Shotgun) B.Gabbert pass short middle to D.Jennings to WAS 23 for 14 yards (Z.Brown).	P15
<u>1-10-WAS 23</u>	(1:19) (No Huddle) D.Henry pass incomplete deep right to L.Stocker.	
2-10-WAS 23	(1:14) (Shotgun) B.Gabbert pass short right to D.Lewis to WAS 19 for 4 yards (G.Stroman). WAS-M.Ioannidis was injured during the play. His return is Questionable.	
3-6-WAS 19	(:38) (Shotgun) B.Gabbert pass short left to A.Firkser to WAS 15 for 4 yards (D.Swearingen).	

END OF QUARTER

	Score	Time Poss	First Downs				Efficiencies	
			R	P	X	T	3 Down	4 Down
Washington Redskins	13	6:56	1	2	1	4	1/3	0/0
Tennessee Titans	9	8:04	1	3	0	4	1/4	0/0

Tennessee Titans continued.

4-2-WAS 15 (15:00) (Field Goal formation) R.Succop 33 yard field goal is GOOD, Center-B.Brinkley, Holder-B.Kern.

WAS 13 TEN 12, 10 plays, 60 yards, 5:02 drive, 0:05 elapsed

R.Succop kicks 65 yards from TEN 35 to end zone, Touchback.

Washington Redskins at 14:55

1-10-WAS 25 (14:55) A.Peterson right guard to WAS 30 for 5 yards (J.Casey, R.Evans).

2-5-WAS 30 (14:19) A.Peterson left guard to WAS 43 for 13 yards (K.Byard). R13

1-10-WAS 43 (13:48) A.Peterson right guard to WAS 48 for 5 yards (R.Evans; J.Casey).

2-5-WAS 48 (13:10) A.Peterson right tackle to TEN 48 for 4 yards (A.Jackson).

3-1-TEN 48 (12:24) (Shotgun) J.Johnson left end pushed ob at TEN 32 for 16 yards (K.Byard). R14

1-10-TEN 32 (11:45) A.Peterson right guard to TEN 26 for 6 yards (J.Casey; W.Woodyard).

2-4-TEN 26 (11:04) A.Peterson up the middle to TEN 27 for -1 yards (L.Sims).

Timeout #1 by WAS at 10:28.

Timeout #1 by TEN at 10:28.

3-5-TEN 27 (10:28) (Shotgun) J.Johnson pass short right to C.Thompson to TEN 19 for 8 yards (R.Evans; A.Jackson). P15

1-10-TEN 19 (9:46) A.Peterson right tackle to TEN 18 for 1 yard (D.Morgan).

2-9-TEN 18 (9:02) (Shotgun) J.Johnson pass incomplete short left to A.Peterson.

3-9-TEN 18 (8:56) (Shotgun) J.Johnson sacked at TEN 28 for -10 yards (H.Landry).

4-19-TEN 28 (8:14) (Field Goal formation) D.Hopkins 46 yard field goal is GOOD, Center-A.East, Holder-T.Way.

WAS 16 TEN 12, 12 plays, 47 yards, 6:46 drive, 6:51 elapsed

D.Hopkins kicks 65 yards from WAS 35 to end zone, Touchback.

Tennessee Titans at 8:09

1-10-TEN 25 (8:09) B.Gabbert pass deep right to T.Taylor pushed ob at WAS 40 for 35 yards (F.Moreau; J.Norman). P16

1-10-WAS 40 (7:37) D.Henry left tackle to WAS 37 for 3 yards (M.Foster).

2-7-WAS 37 (6:58) B.Gabbert pass incomplete deep right to M.Pruitt.

3-7-WAS 37 (6:53) (Shotgun) B.Gabbert pass incomplete short left to T.Taylor.

PENALTY on WAS-F.Moreau, Defensive Holding, 5 yards, enforced at WAS 37 - No Play. X17

1-10-WAS 32 (6:49) D.Henry left tackle to WAS 25 for 7 yards (D.Everett; J.Allen).

2-3-WAS 25 (6:03) D.Henry up the middle to WAS 20 for 5 yards (M.Foster). R18

1-10-WAS 20 (5:21) D.Henry right tackle to WAS 2 for 18 yards (H.Clinton-Dix). R191-2-WAS 2 (4:35) B.Gabbert pass short right to M.Pruitt for 2 yards, TOUCHDOWN. P20

R.Succop extra point is GOOD, Center-B.Brinkley, Holder-B.Kern.

WAS 16 TEN 19, 7 plays, 75 yards, 1 penalty, 3:39 drive, 10:30 elapsed

R.Succop kicks 65 yards from TEN 35 to end zone, Touchback.

Washington Redskins at 4:30

1-10-WAS 25 (4:30) A.Peterson up the middle to WAS 30 for 5 yards (D.Jones). TEN-J.Casey was injured during the play. His return is Questionable.

2-5-WAS 30 (4:11) A.Peterson right tackle to WAS 34 for 4 yards (W.Woodyard, K.Byard).

3-1-WAS 34 (3:40) A.Peterson up the middle to WAS 36 for 2 yards (K.Vaccaro; W.Woodyard). R16

1-10-WAS 36 (3:06) (Shotgun) J.Johnson pass short right to J.Crowder to WAS 49 for 13 yards (A.Jackson). P171-10-WAS 49 (2:31) (Shotgun) C.Thompson up the middle to TEN 49 for 2 yards (A.Johnson, D.Morgan).

Two-Minute Warning

2-8-TEN 49 (2:00) (Shotgun) J.Johnson pass short left to J.Crowder to TEN 44 for 5 yards (M.Butler).

3-3-TEN 44 (1:22) (Shotgun) J.Johnson pass deep left intended for J.Doctson INTERCEPTED by K.Byard at TEN 27. K.Byard to TEN 28 for 1 yard (J.Doctson).

Timeout #2 by TEN at 01:17.

Tennessee Titans at 1:17

1-10-TEN 28 (1:17) D.Henry left end to TEN 31 for 3 yards (J.Norman, M.Foster).

Timeout #2 by WAS at 01:11.

2-7-TEN 31 (1:11) D.Henry up the middle to TEN 30 for -1 yards (D.Everett).

Timeout #3 by WAS at 01:07.

3-8-TEN 30 (1:07) D.Henry up the middle to TEN 35 for 5 yards (S.Hamilton).

Washington Redskins vs Tennessee Titans at Nissan Stadium

Timeout #3 by TEN at 00:20.

4-3-TEN 35 (:20) (Punt formation) B.Kern punts 50 yards to WAS 15, Center-B.Brinkley, out of bounds.

Washington Redskins at 0:14

1-10-WAS 15 (:14) (Shotgun) J.Johnson pass incomplete deep right to M.Floyd (A.Jackson).

2-10-WAS 15 (:06) (Shotgun) J.Johnson pass deep left intended for J.Doctson INTERCEPTED by M.Butler at TEN 44. M.Butler for 56 yards, TOUCHDOWN.

WAS 16 TEN 25, 0 plays, 56 yards, 0:00 drive , 15:00 elapsed

END OF QUARTER

	Score	Time Poss	First Downs				Efficiencies	
			R	P	X	T	3 Down	4 Down
Washington Redskins	16	10:13	3	2	0	5	3/5	0/0
Tennessee Titans	25	4:47	2	2	1	5	0/1	0/0

# Miscellaneous Statistics Report

Washington Redskins vs Tennessee Titans  
12/22/2018 at Nissan Stadium

## Ten Longest Plays for Washington Redskins

Yards	Qtr	Play Start	Play Description
30	1	3-6-WAS 32	(14:08) (Shotgun) J.Johnson pass deep left to J.Crowder ran ob at TEN 38 for 30 yards.
22	2	3-14-WAS 15	(12:50) (Shotgun) J.Johnson pass deep middle to J.Doctson to WAS 37 for 22 yards (K.Byard).
19	3	2-5-WAS 41	(7:10) J.Johnson pass deep left to J.Crowder to TEN 40 for 19 yards (L.Sims).
16	4	3-1-TEN 48	(12:24) (Shotgun) J.Johnson left end pushed ob at TEN 32 for 16 yards (K.Byard).
15	2	2-9-TEN 26	(5:49) (Shotgun) J.Johnson pass short right to J.Sprinkle to TEN 11 for 15 yards (K.Vaccaro).
15	3	1-10-TEN 40	(6:28) (Shotgun) C.Thompson left guard to TEN 25 for 15 yards (J.Brown; K.Byard).
13	2	2-27-WAS 2	(13:32) A.Peterson right guard to WAS 15 for 13 yards (J.Brown).
13	4	2-5-WAS 30	(14:19) A.Peterson left guard to WAS 43 for 13 yards (K.Byard).
13	4	1-10-WAS 36	(3:06) (Shotgun) J.Johnson pass short right to J.Crowder to WAS 49 for 13 yards (A.Jackson).
11	2	1-20-TEN 37	(6:29) (Shotgun) J.Johnson pass short left to J.Crowder pushed ob at TEN 26 for 11 yards (K.Byard).

## Ten Longest Plays for Tennessee Titans

Yards	Qtr	Play Start	Play Description
35	4	1-10-TEN 25	(8:09) B.Gabbert pass deep right to T.Taylor pushed ob at WAS 40 for 35 yards (F.Moreau; J.Norman).
27	3	2-14-TEN 21	(4:20) (Shotgun) B.Gabbert pass deep middle to M.Pruitt to TEN 48 for 27 yards (H.Clinton-Dix).
18	2	3-4-TEN 42	(1:57) (Shotgun) M.Mariota pass short right to D.Lewis pushed ob at WAS 40 for 18 yards (G.Stroman).
18	4	1-10-WAS 20	(5:21) D.Henry right tackle to WAS 2 for 18 yards (H.Clinton-Dix).
16	1	1-10-WAS 42	(10:14) (Shotgun) M.Mariota pass short right to C.Davis to WAS 26 for 16 yards (H.Clinton-Dix, M.Foster).
15	1	1-10-TEN 31	(12:03) M.Mariota pass short middle to T.Taylor to TEN 46 for 15 yards (D.Swearinger).
15	3	1-10-TEN 25	(15:00) B.Gabbert pass short middle to C.Davis to TEN 40 for 15 yards (J.Norman, H.Clinton-Dix).
14	1	3-4-TEN 36	(2:10) (Shotgun) M.Mariota pass short middle to T.Taylor to 50 for 14 yards (H.Clinton-Dix).
14	2	1-10-WAS 40	(1:49) (Shotgun) M.Mariota pass short middle to C.Davis to WAS 26 for 14 yards (H.Clinton-Dix, M.Foster).
14	3	3-7-WAS 37	(1:55) (Shotgun) B.Gabbert pass short middle to D.Jennings to WAS 23 for 14 yards (Z.Brown).

## Touchdown Scoring Information

		Offense	Defense	Special Teams
VISITOR	Washington Redskins	1	0	0
HOME	Tennessee Titans	2	1	0

## Player Scoring Information

Club	Player	TD	Rush TD	Rec TD	KO TD	Punt TD	Int TD	Fum TD	Misc TD	FG	XP	2Pt Rush	2Pt Rec	Sfty	Points
WAS	D.Hopkins	0	0	0	0	0	0	0	0	3	1	0	0	0	10
WAS	M.Floyd	0	0	1	0	0	0	0	0	0	0	0	0	0	6
TEN	R.Succop	0	0	0	0	0	0	0	0	2	1	0	0	0	7
TEN	D.Henry	0	1	0	0	0	0	0	0	0	0	0	0	0	6
TEN	M.Pruitt	0	0	1	0	0	0	0	0	0	0	0	0	0	6
TEN	M.Butler	0	0	0	0	0	1	0	0	0	0	0	0	0	6

## Possession Detail

	First Half		Second Half		Game	
	Visitor	Home	Visitor	Home	Visitor	Home
Largest Lead	4	3	4	9	4	9
Drives Leading	0	1	3	1	3	2
Time of Possession Leading	0:00	3:06	13:42	1:03	13:42	4:09
Largest Deficit	-3	-4	-9	-4	-9	-4
Drives Trailing	2	2	2	4	4	6
Time of Possession Trailing	13:03	11:00	3:27	11:48	16:30	22:48
Times Score Tied Up		0		0		0
Lead Changes		3		1		4

# Playtime Percentage

*Percent of playtime per player on offense, defense and special teams*

Washington Redskins

Tennessee Titans

		Offense		Defense		Special Teams				Offense		Defense		Special Teams	
C Roullier	C	62	100%			4	17%	T Lewan	T	56	100%			4	17%
M Moses	T	62	100%			4	17%	J Kline	G	56	100%			4	17%
L Bowanko	C	62	100%			4	17%	D Kelly	T	56	100%			4	17%
J Johnson	QB	62	100%					Q Spain	G	56	100%			4	17%
T Williams	T	62	100%					B Jones	C	56	100%				
J Doctson	WR	55	89%					C Davis	WR	49	88%				
J Crowder	WR	54	87%			4	17%	T Taylor	WR	44	79%				
M Floyd	WR	53	85%			5	22%	L Stocker	TE	38	68%		13	57%	
J Sprinkle	TE	46	74%			10	43%	D Henry	RB	35	62%				
A Peterson	RB	38	61%					D Jennings	WR	29	52%			9	39%
K Fuller	G	33	53%					B Gabbert	QB	29	52%				
Z Kerin	G	29	47%			4	17%	A Firkser	TE	28	50%		7	30%	
M Flanagan	TE	28	45%			10	43%	M Pruitt	TE	27	48%		5	22%	
C Thompson	RB	23	37%					M Mariota	QB	27	48%				
T Parris	T	6	10%					D Lewis	RB	22	39%				
B Marshall	RB	3	5%			9	39%	T Sharpe	WR	3	5%				
D Kidsy	WR	3	5%					C Batson	WR	3	5%				
R Anderson	LB	1	2%	17	30%	5	22%	C Levin	C	2	4%			4	17%
H Clinton-Dix	FS			56	100%	5	22%	K Byard	FS			62	100%	4	17%
M Foster	LB			56	100%			A Jackson	CB			62	100%	2	9%
J Norman	CB			56	100%			K Vaccaro	SS			62	100%		
D Swearinger	FS			56	100%			M Butler	CB			61	98%	2	9%
D Payne	NT			43	77%	4	17%	D Morgan	LB			52	84%		
R Kerrigan	LB			42	75%	4	17%	W Woodyard	LB			52	84%		
F Moreau	CB			42	75%			J Brown	LB			51	82%	4	17%
J Allen	DE			40	71%	8	35%	L Sims	CB			50	81%	13	57%
P Smith	LB			39	70%			J Casey	DT			42	68%		
G Stroman	CB			34	61%	13	57%	D Jones	DE			41	66%	4	17%
S Hamilton	LB			32	57%	6	26%	H Landry	LB			40	65%	4	17%
Z Brown	LB			24	43%			K Correa	LB			37	60%	15	65%
M Ioannidis	DE			22	39%	8	35%	A Johnson	NT			23	37%	8	35%
S McGee	DE			19	34%	1	4%	R Evans	LB			23	37%		
P McPhee	LB			14	25%			B Logan	NT			12	19%	4	17%
D Everett	SS			12	21%	19	83%	D Kilgo	NT			5	8%	4	17%
T Settle	NT			6	11%	11	48%	D Cruikshank	FS			2	3%	19	83%
C Brantley	DE			6	11%	2	9%	K Lewis	FS			2	3%	17	74%
J Harvey-Clemons	LB					19	83%	W Compton	LB			2	3%	15	65%
J Chesson	WR					19	83%	D Bates	LB			1	2%	19	83%
Z Vigil	LB					19	83%	B Trawick	FS					19	83%
A Alexander	CB					15	65%	N Harris	LB					11	48%
J Reaves	FS					15	65%	B Brinkley	LS					8	35%
D Hopkins	K					9	39%	R Succop	K					8	35%
A East	LS					6	26%	B Kern	P					8	35%
T Way	P					6	26%	J Kalu	CB					7	30%
H Miller	CB					5	22%	A Pasztor	G					4	17%

# 2018 TENNESSEE TITANS REGULAR SEASON STATISTICS

Won 9, Lost 6

Date	W-L	Score	OT	Opponent	Attendance
09/09	L	20-27		at Miami	65,184
09/16	W	20-17		Houston	62,372
09/23	W	9-6		at Jacksonville	64,015
09/30	W	26-23	OT	Philadelphia	69,013
10/07	L	12-13		at Buffalo	68,202
10/14	L	0-21		Baltimore	64,441
10/21	L	19-20		at L.A. Chargers	84,301
11/05	W	28-14		at Dallas	90,466
11/11	W	34-10		New England	69,363
11/18	L	10-38		at Indianapolis	57,401
11/26	L	17-34		at Houston	71,826
12/02	W	26-22		N.Y. Jets	60,904
12/06	W	30-9		Jacksonville	60,344
12/16	W	17-0		at N.Y. Giants	74,538
12/22	W	25-16		Washington	60,746
12/30				Indianapolis	

Statistic	Tenn.	Opp.
<b>Total First Downs</b>	<b>278</b>	<b>274</b>
Rushing	102	90
Passing	150	167
Penalty	26	17
3rd Down: Made/Att	81/196	70/192
3rd Down Pct.	41.3	36.5
4th Down: Made/Att	7/11	10/19
4th Down Pct.	63.6	52.6
<b>Possession Avg.</b>	<b>30:07</b>	<b>29:53</b>
<b>Total Net Yards</b>	<b>4740</b>	<b>4898</b>
Avg. Per Game	316.0	326.5
Total Plays	893	929
Avg. Per Play	5.3	5.3
<b>Net Yards Rushing</b>	<b>1930</b>	<b>1705</b>
Avg. Per Game	128.7	113.7
Total Rushes	438	393
<b>Net Yards Passing</b>	<b>2810</b>	<b>3193</b>
Avg. Per Game	187.3	212.9
Sacked/Yards Lost	47/280	38/241
Gross Yards	3090	3434
Att./Completions	408/275	498/313
Completion Pct.	67.4	62.9
Had Intercepted	10	10
<b>Punts/Average</b>	<b>69/46.5</b>	<b>67/46.0</b>
Net Punting Avg.	69/41.4	67/39.1
<b>Penalties/Yards</b>	<b>73/652</b>	<b>108/888</b>
<b>Fumbles/Ball Lost</b>	<b>17/5</b>	<b>13/5</b>
<b>Touchdowns</b>	<b>32</b>	<b>28</b>
Rushing	15	8
Passing	15	18
Returns	2	2

Score By Periods	Q1	Q2	Q3	Q4	OT	PTS
<b>Team</b>	<b>76</b>	<b>48</b>	<b>62</b>	<b>101</b>	<b>6</b>	<b>293</b>
<b>Opponents</b>	<b>63</b>	<b>95</b>	<b>56</b>	<b>53</b>	<b>3</b>	<b>270</b>

Scoring	TD	Rush	Rec	Ret	K-PAT	FG	S	PTS
Succop	0	0	0	0	26/29	25/29	0	101
Henry	12	12	0	0			0	72
C. Davis	4	0	4	0			0	24
J. Smith	3	0	3	0			0	18
D. Lewis	2	1	1	0			0	12
Mariota	2	2	0	0			0	12
Sharpe	2	0	2	0			0	12
Butler	1	0	0	1			0	6
Cruikshank	1	0	1	0			0	6
Firkser	1	0	1	0			0	6
Jennings	1	0	0	1			0	6
Pruitt LG	1	0	1	0			0	6
Pruitt TM	1	0	1	0			0	6
Stocker	1	0	1	0			0	6
Taylor	1	0	1	0			0	6
<b>Team</b>	<b>32</b>	<b>15</b>	<b>15</b>	<b>2</b>	<b>26/29</b>	<b>25/29</b>	<b>0</b>	<b>293</b>
<b>Opponents</b>	<b>28</b>	<b>8</b>	<b>18</b>	<b>2</b>	<b>28/28</b>	<b>24/27</b>	<b>1</b>	<b>270</b>

**2-Pt Conv:** TM 0-1, OPP 0-0

**Sacks:** Casey 7, Brown 6, Woodyard 4.5, Ryan 4, Correa 3.5, Landry 3.5, Byard 2, Vaccaro 2, Finch 1.5, Orakpo 1.5, Butler 1, Johnson 1, D. Morgan 0.5, TM 38, OPP 47

**FUM/Lost:** Mariota 9/2, Jackson 2/0, Batson 1/0, C. Davis 1/0, Henry 1/1, D. Lewis 1/1, J. Smith 1/0, Taylor 1/1

Rushing	No.	Yds	Avg	Long	TD
Henry	199	966	4.9	99t	12
D. Lewis	155	517	3.3	36	1
Mariota	64	357	5.6	27	2
C. Davis	6	55	9.2	39	0
Fluellen	4	16	4.0	13	0
Sharpe	1	16	16.0	16	0
McNichols LG	2	4	2.0	7	0
Jennings	1	2	2.0	2	0
Batson	1	1	1.0	1	0
Gabbert	6	0	0.0	1	0
Stocker	1	0	0.0	0	0
<b>Team</b>	<b>438</b>	<b>1930</b>	<b>4.4</b>	<b>99t</b>	<b>15</b>
<b>Opponents</b>	<b>393</b>	<b>1705</b>	<b>4.3</b>	<b>97t</b>	<b>8</b>

Receiving	No.	Yds	Avg	Long	TD
C. Davis	60	843	14.1	51	4
D. Lewis	56	377	6.7	37	1
Taylor	35	458	13.1	55	1
Sharpe	26	316	12.2	28	2
J. Smith	20	258	12.9	61t	3
Firkser	18	217	12.1	28	1
Stocker	14	143	10.2	31	1
Henry	14	86	6.1	21	0
Jennings	8	84	10.5	36	0
Batson	8	82	10.3	26	0
Pruitt LG	7	76	10.9	27	1
Pruitt TM	7	76	10.9	27	1
Walker	4	52	13.0	16	0
Matthews TM	3	11	3.7	4	0
Cruikshank	1	66	66.0	66t	1
Mariota	1	21	21.0	21	0
<b>Team</b>	<b>275</b>	<b>3090</b>	<b>11.2</b>	<b>66t</b>	<b>15</b>
<b>Opponents</b>	<b>313</b>	<b>3434</b>	<b>11.0</b>	<b>75t</b>	<b>18</b>

Interceptions	No.	Yds	Avg	Long	TD
Byard	4	1	0.3	1	0
Butler	3	90	30.0	56t	1
Jackson	2	7	3.5	7	0
Vaccaro	1	0	0.0	0	0
<b>Team</b>	<b>10</b>	<b>98</b>	<b>9.8</b>	<b>56t</b>	<b>1</b>
<b>Opponents</b>	<b>10</b>	<b>175</b>	<b>17.5</b>	<b>54</b>	<b>1</b>

Punting	No.	Yds	Avg	Net	TB	In	Lg	B
Kern	68	3211	47.2	41.4	3	33	62	1
<b>Team</b>	<b>69</b>	<b>3211</b>	<b>46.5</b>	<b>41.4</b>	<b>3</b>	<b>33</b>	<b>62</b>	<b>1</b>
<b>Opponents</b>	<b>67</b>	<b>3084</b>	<b>46.0</b>	<b>39.1</b>	<b>12</b>	<b>25</b>	<b>68</b>	<b>0</b>

Punt Returns	Ret	FC	Yds	Avg	Long	TD
Jackson	14	9	138	9.9	26	0
Matthews TM	4	0	38	9.5	18	0
Williams TM	4	1	47	11.8	38	0
Batson	3	1	4	1.3	5	0
<b>Team</b>	<b>25</b>	<b>11</b>	<b>227</b>	<b>9.1</b>	<b>38</b>	<b>0</b>
<b>Opponents</b>	<b>32</b>	<b>13</b>	<b>296</b>	<b>9.3</b>	<b>51</b>	<b>0</b>

Kickoff Returns	No.	Yds	Avg	Long	TD
Jennings	18	609	33.8	94t	1
<b>Team</b>	<b>18</b>	<b>609</b>	<b>33.8</b>	<b>94t</b>	<b>1</b>
<b>Opponents</b>	<b>23</b>	<b>641</b>	<b>27.9</b>	<b>102t</b>	<b>1</b>

Field Goals	1-19	20-29	30-39	40-49	50+
Succop	0/0	5/6	12/12	5/7	3/4
<b>Team</b>	<b>0/0</b>	<b>5/6</b>	<b>12/12</b>	<b>5/7</b>	<b>3/4</b>
<b>Opponents</b>	<b>0/0</b>	<b>5/5</b>	<b>8/9</b>	<b>8/8</b>	<b>3/5</b>

Succop: (47G,53G) (42G,31G) (39G,48N,36G,28G) (42G, 33G) (25G,54G,39G,50G) () (28G,33G,51N) (28N) (33G, 31G) (42G) (31G) (24G,33G) (33G) (48N,22G) (42G,33G)  
 OPP: (27G,30G) (54N,34G) (46G,38G) (27G,30G,37G) (40G,46G) () (29G,28G) (38N) (52G,52N) (22G) (43G,47G) (54G,34G,43G,39G,39G) () () (50G,40G,46G)

Passing	Att	Cmp	Yds	Cmp%	Yds/Att	TD	TD%	Int	Int%	Long	Sack/Lost	Rating
Mariota	331	228	2528	68.9	7.64	11	3.3	8	2.4	61t	42/243	92.3
Gabbert	72	43	461	59.7	6.40	3	4.2	2	2.8	35	5/37	80.8
Henry	3	2	14	66.7	4.67	0	0.0	0	0.0	8	0/0	77.1
Byard	1	1	66	100.0	66.00	1	100.0	0	0.0	66t	0/0	158.3
Jennings	1	1	21	100.0	21.00	0	0.0	0	0.0	21	0/0	118.8
<b>Team</b>	<b>408</b>	<b>275</b>	<b>3090</b>	<b>67.4</b>	<b>7.57</b>	<b>15</b>	<b>3.7</b>	<b>10</b>	<b>2.5</b>	<b>66t</b>	<b>47/280</b>	<b>91.9</b>
<b>Opponents</b>	<b>498</b>	<b>313</b>	<b>3434</b>	<b>62.9</b>	<b>6.90</b>	<b>18</b>	<b>3.6</b>	<b>10</b>	<b>2.0</b>	<b>75t</b>	<b>38/241</b>	<b>86.9</b>



## **TITANS FALL SHORT OF PLAYOFFS, LOSE 33-17 TO COLTS IN SEASON FINALE**

**BY JIM WYATT**  
**TITANS ONLINE**  
**DECEMBER 30, 2018**

NASHVILLE, Tenn. – The Titans weren't able to make good of their win-and-in playoff opportunity.

And because of it, players left Nissan Stadium disappointed after a 33-17 loss to the Colts.

"When you are not in the playoffs, it is a disappointing season," Titans safety Kevin Byard said. "I don't care if we won nine games or not, we are still not where we want to be. We haven't accomplished any goal that we wanted to accomplish. We are not in this thing to go 9-7 or 10-6. We are in this thing to go to the Super Bowl, and we didn't do it. So we have to get better."

The Titans (9-7) forced a win-and-in playoff scenario by winning four straight games in December. With nine wins, the Titans recorded three straight winning seasons for the first time in the "Titans era."

None of it mattered on this night, however, because the Titans lost once again to the Colts, who celebrated their playoff berth on a field with a Titans logo.

"It's heartbreaking," tackle Taylor Lewan said. "This is what you play for – you play for the postseason. It is unfortunate when we didn't come out on top."

Blaine Gabbert started at quarterback in place of Marcus Mariota, who was among the team's inactives. Mariota was limited in practices leading up to the contest with neck/foot injuries, and the team held him out.

Titans coach Mike Vrabel said the decision to keep Mariota sidelined was made by a group of team officials.

"It was a decision that a lot of people came together and made," Vrabel said of Mariota. "He wasn't out there tonight, and wasn't available. All of our players want to play, every single guy wants to play – that's why they're in this business. Sometimes that's not always possible. ...

"Marcus didn't play tonight," Vrabel added. "I am not going to go into much detail with where he's at physically, and the decision ... He didn't play, and I am not going to sit here and discuss Marcus."

Gabbert completed 18-of-29 passes for 165 yards and a touchdown in the contest, but he threw a pair of interceptions in the second half.

Titans running back Derrick Henry ran for 93 yards, and eclipsed the 1,000-yard mark for the season in the contest. But it wasn't enough, as the Titans fell behind early and couldn't catch up.

The Colts jumped on the Titans early, taking a 7-0 lead on an 11-yard touchdown pass from quarterback Andrew Luck. The Colts stretched the lead to 14-0 on a nine-yard touchdown pass from Luck to tight end Eric Ebron.

Then, linebacker Jayon Brown stepped up and made a pair of mammoth plays for the Titans.

First, Brown intercepted Luck and returned it for a 22-yard touchdown to make it 14-7. After Adoree' Jackson mishandled a punt by the Colts, which was recovered by Indianapolis at the Tennessee nine-yard line, Brown did it again. Brown forced a fumble, and then recovered it to give the Titans the ball once again.

"It was a lit situation," Brown said. "Whenever a defensive touchdown comes, it lights a spark. I was glad I was able to feed the team."

The back-to-back defensive plays reenergized the crowd at Nissan Stadium, and it was 17-10 Colts over the Titans at the half following field goals for each team – a 53-yard

kick by Adam Vinatieri with 39 seconds left before the half, and then a 38-yard kick by Ryan Succop at the halftime horn.

The Colts stretched the lead back to 24-10 on their first possession of the second half, however, on a one-yard touchdown pass from Luck to tight end Ryan Hewitt.

But the Titans answered back. After a 33-yard run by Henry, Gabbert connected with tight end Luke Stocker for a 22-yard touchdown that made it 24-17 late in the third quarter. The Titans had the ball with a chance to tie with just under 10 minutes left, but Gabbert was intercepted. The Colts turned it into another Vinatieri field goal to make it 27-17 with 3:55 left.

A late touchdown run by Marlon Mack made it 33-17 with 2:24 left.

On Monday, Vrabel will have a season-ending press conference on a day when players clean out their lockers at Saint Thomas Sports Park.

"We need to do a better job of being ready to go and making sure that we take advantage of all our opportunities and that we're probably shouldn't reflect on the season tonight," Vrabel said of his message to the team after the game.

"I give the Colts a lot of credit. They're a good football team that won nine of their last 10 games, so make sure that we don't overlook the fact that we should give them some credit and we have to play better and again, just stick together and make sure we're moving forward and find a way to take the next step as an organization."

###

# Week 17

## National Football League Game Summary

NFL Copyright © 2018 by The National Football League. All rights reserved. This summary and play-by-play is for the express purpose of assisting media in their coverage of the game; any other use of this material is prohibited without the written permission of the National Football League. Updated: 1/1/2019

Date: Sunday, 12/30/2018 Indianapolis Colts at Tennessee Titans Start Time: 7:22 PM Central  
at Nissan Stadium, Nashville, TN

### Game Day Weather

Game Weather: Clear Temp: 53° F (11.7° C) Humidity: 67%, Wind: S 4 mph  
Played Outdoors on Turf: Grass Outdoor Weather: Clear, Wind Chill: 53

### Officials

Referee: Anderson, Walt (66) Umpire: Paganelli, Carl (124) Down Judge: Stephan, Tom (68)  
Line Judge: Boston, Byron (18) Field Judge: Brown, Terry (43) Side Judge: Patterson, Rick (15)  
Back Judge: Dyer, Lee (27) Replay Official: Smith, Billy (0)

### Lineups

Indianapolis Colts				Tennessee Titans			
Offense		Defense		Offense		Defense	
WR 14	Z.Pascal	DE 94	T.Lewis	WR 13	T.Taylor	DE 90	D.Jones
LT 74	A.Castonzo	NT 92	M.Hunt	RB 33	D.Lewis	DT 94	A.Johnson
LG 56	Q.Nelson	UT 96	D.Autry	LT 77	T.Lewan	OLB 91	D.Morgan
C 67	E.Boehm	DE 93	J.Sheard	LG 67	Q.Spain	ILB 59	W.Woodyard
RG 64	M.Glowinski	WLB 53	D.Leonard	C 60	B.Jones	ILB 55	J.Brown
RT 72	B.Smith	MLB 50	A.Walker	RG 64	J.Kline	OLB 58	H.Landry
WR 80	C.Rogers	CB 31	Q.Wilson	RT 71	D.Kelly	CB 36	L.Sims
WR 13	T.Hilton	CB 23	K.Moore II	TE 88	L.Stocker	CB 25	A.Jackson
QB 12	A.Luck	FS 29	M.Hooker	WR 84	C.Davis	SS 24	K.Vaccaro
TE 85	E.Ebron	SS 30	G.Odum	QB 7	B.Gabbert	FS 31	K.Byard
RB 25	M.Mack	CB 35	P.Desir	RB 22	D.Henry	CB 21	M.Butler

### Substitutions

P 2 R.Sanchez, K 4 A.Vinatieri, WR 11 R.Grant, WR 15 D.Inman, RB 20 J.Wilkins, RB 21 N.Hines, CB 27 N.Hairston, CB 28 C.Milton, S 34 M.Mitchell, S 36 C.Moore, S 37 J.Wilcox, LB 44 Z.Franklin, TE 45 R.Hewitt, LS 46 L.Rhodes, LB 49 M.Adams, LB 52 N.Goode, DE 57 K.Turay, C 63 J.Andrews, G/T 73 J.Haeg, TE 81 M.Alie-Cox, DT 90 G.Stewart, DT 91 H.Ridgeway, DE 97 A.Muhammad

### Substitutions

K 4 R.Succop, P 6 B.Kern, WR 15 D.Jennings, WR 17 C.Batson, WR 19 T.Sharpe, S 28 K.Lewis, DB 29 D.Cruikshank, S 41 B.Trawick, OLB 44 K.Correa, DB 46 J.Kalu, LS 48 B.Brinkley, LB 51 W.Compton, LB 53 D.Bates, LB 54 R.Evans, OLB 56 S.Finch, LB 57 N.Harris, C/G 62 C.Levin, OL 68 A.Pasztor, TE 85 M.Pruitt, TE 86 A.Firkser, DE 92 M.Dickerson, DL 96 B.Logan, NT 97 D.Kilgo

### Did Not Play

QB 7 J.Brissett

### Did Not Play

QB 12 A.Davis

### Not Active

WR 10 D.Fountain, S 26 C.Geathers, DB 32 J.Collins, RB 39 J.Williams, LB 54 A.Thomas, G/T 62 L.Clark, C 78 R.Kelly

### Not Active

QB 8 M.Mariota, DB 20 K.Durden, RB 30 J.McNichols, OLB 45 L.Lewis, G 61 A.Stinnie, T 69 T.Marz, OLB 98 B.Orakpo

### Field Goals (made ( ) & missed)

A.Vinatieri (53) (25)		R.Succop (38)					
		1	2	3	4	OT	Total
VISITOR:	Indianapolis Colts	7	10	7	9	0	33
HOME:	Tennessee Titans	0	10	7	0	0	17

### Scoring Plays

Team	Qtr	Time	Play Description (Extra Point) (Drive Info)	Visitor	Home
Colts	1	6:39	D.Inman 11 yd. pass from A.Luck (A.Vinatieri kick) (12-92, 6:46)	7	0
Colts	2	9:26	E.Ebron 9 yd. pass from A.Luck (A.Vinatieri kick) (16-90, 9:58)	14	0
Titans	2	6:35	J.Brown 22 yd. interception return (R.Succop kick)	14	7
Colts	2	0:39	A.Vinatieri 53 yd. Field Goal (7-60, 1:46)	17	7
Titans	2	0:00	R.Succop 38 yd. Field Goal (7-55, 0:39)	17	10
Colts	3	10:46	R.Hewitt 1 yd. pass from A.Luck (A.Vinatieri kick) (7-68, 4:14)	24	10
Titans	3	1:47	L.Stocker 22 yd. pass from B.Gabbert (R.Succop kick) (2-55, 0:36)	24	17
Colts	4	3:55	A.Vinatieri 25 yd. Field Goal (9-31, 5:10)	27	17
Colts	4	2:24	M.Mack 8 yd. run (kick failed, wr) (1-8, 0:04)	33	17

Paid Attendance: 68,978

Time: 3:04

Final Individual Statistics

Indianapolis Colts									Tennessee Titans								
RUSHING						RUSHING						RUSHING					
	ATT	YDS	AVG	LG	TD		ATT	YDS	AVG	LG	TD		ATT	YDS	AVG	LG	TD
M.Mack	25	119	4.8	21	1	D.Henry	16	93	5.8	33	0						
J.Wilkins	3	18	6.0	8	0												
A.Luck	7	17	2.4	9	0												
N.Hines	1	4	4.0	4	0												
Total	36	158	4.4	21	1	Total	16	93	5.8	33	0						
PASSING									PASSING								
	ATT	CMP	YDS	SK/YD	TD	LG	IN	RT		ATT	CMP	YDS	SK/YD	TD	LG	IN	RT
A.Luck	35	24	285	1/7	3	43	1	109.8	B.Gabbert	29	18	165	0/0	1	22	2	60.3
Total	35	24	285	1/7	3	43	1	109.8	Total	29	18	165	0/0	1	22	2	60.3
PASS RECEIVING									PASS RECEIVING								
	TAR	REC	YDS	AVG	LG	TD				TAR	REC	YDS	AVG	LG	TD		
D.Inman	6	5	77	15.4	29	1	C.Davis	7	5	48	9.6	18	0				
E.Ebron	6	4	60	15.0	22	1	D.Lewis	4	3	23	7.7	11	0				
C.Rogers	4	3	32	10.7	17	0	D.Jennings	5	3	17	5.7	7	0				
N.Hines	5	3	25	8.3	17	0	M.Pruitt	2	2	26	13.0	17	0				
M.Mack	3	3	-1	-0.3	4	0	T.Taylor	6	2	8	4.0	6	0				
T.Hilton	6	2	61	30.5	43	0	L.Stocker	2	1	22	22.0	22	1				
M.Alie-Cox	1	1	21	21.0	21	0	D.Henry	1	1	13	13.0	13	0				
J.Wilkins	1	1	5	5.0	5	0	A.Firkser	1	1	8	8.0	8	0				
R.Grant	2	1	4	4.0	4	0	T.Sharpe	1	0	0	0.0	0	0				
R.Hewitt	1	1	1	1.0	1	1											
Total	35	24	285	11.9	43	3	Total	29	18	165	9.2	22	1				
INTERCEPTIONS									INTERCEPTIONS								
	NO	YDS	AVG	LG	TD					NO	YDS	AVG	LG	TD			
D.Leonard	1	28	28.0	28	0	J.Brown	1	22	22.0	22	1						
K.Moore II	1	16	16.0	16	0												
Total	2	44	22.0	28	0	Total	1	22	22.0	22	1						
PUNTING									PUNTING								
	NO	YDS	AVG	NET	TB	IN20	LG		NO	YDS	AVG	NET	TB	IN20	LG		
R.Sanchez	4	191	47.8	45.3	0	2	57	B.Kern	6	272	45.3	45.3	0	6	58		
Total	4	191	47.8	45.3	0	2	57	Total	6	272	45.3	45.3	0	6	58		
PUNT RETURNS									PUNT RETURNS								
	NO	YDS	AVG	FC	LG	TD			NO	YDS	AVG	FC	LG	TD			
C.Rogers	1	0	0.0	3	0	0	A.Jackson	2	10	5.0	0	10	0				
[DOWNED]	1	0	0.0	0	0	0	[OUT OF BOUNDS]	2	0	0.0	0	0	0				
[OUT OF BOUNDS]	1	0	0.0	0	0	0											
Total	1	0	0.0	3	0	0	Total	2	10	5.0	0	10	0				
KICKOFF RETURNS									KICKOFF RETURNS								
	NO	YDS	AVG	FC	LG	TD			NO	YDS	AVG	FC	LG	TD			
Z.Pascal	2	55	27.5	0	29	0	D.Jennings	4	89	22.3	0	32	0				
[TOUCHBACK]	1	0	0.0	0	0	0	D.Cruikshank	1	39	39.0	0	39	0				
							[TOUCHBACK]	2	0	0.0	0	0	0				
Total	2	55	27.5	0	29	0	Total	5	128	25.6	0	39	0				

Indianapolis Colts

FUMBLES	FUM	LOST	OWN-REC	YDS	TD	FORCED	OPP-REC	YDS	TD	OUT-BDS
M.Mack	1	1	0	0	0	0	0	0	0	0
C.Milton	0	0	0	0	0	0	1	0	0	0
Total	1	1	0	0	0	0	1	0	0	0

Tennessee Titans

FUMBLES	FUM	LOST	OWN-REC	YDS	TD	FORCED	OPP-REC	YDS	TD	OUT-BDS
A.Jackson	1	1	0	0	0	0	0	0	0	0
J.Brown	0	0	0	0	0	1	1	7	0	0
Total	1	1	0	0	0	1	1	7	0	0

## Final Team Statistics

	Visitor Colts	Home Titans
TOTAL FIRST DOWNS	24	11
By Rushing	8	4
By Passing	15	6
By Penalty	1	1
THIRD DOWN EFFICIENCY	5-13-38%	1-9-11%
FOURTH DOWN EFFICIENCY	1-1-100%	0-1-0%
TOTAL NET YARDS	436	258
Total Offensive Plays (inc. times thrown passing)	72	45
Average gain per offensive play	6.1	5.7
NET YARDS RUSHING	158	93
Total Rushing Plays	36	16
Average gain per rushing play	4.4	5.8
Tackles for a loss-number and yards	1-2	2-4
NET YARDS PASSING	278	165
Times thrown - yards lost attempting to pass	1-7	0-0
Gross yards passing	285	165
PASS ATTEMPTS-COMPLETIONS-HAD INTERCEPTED	35-24-1	29-18-2
Avg gain per pass play (inc.# thrown passing)	7.7	5.7
KICKOFFS Number-In End Zone-Touchbacks	7-3-2	3-1-1
PUNTS Number and Average	4-47.8	6-45.3
Had Blocked	0	0
FGs - PATs Had Blocked	0-0	0-0
Net Punting Average	45.3	45.3
TOTAL RETURN YARDAGE (Not Including Kickoffs)	44	32
No. and Yards Punt Returns	1-0	2-10
No. and Yards Kickoff Returns	2-55	5-128
No. and Yards Interception Returns	2-44	1-22
PENALTIES Number and Yards	12-96	9-75
FUMBLES Number and Lost	1-1	1-1
TOUCHDOWNS	4	2
Rushing	1	0
Passing	3	1
Interceptions	0	1
EXTRA POINTS Made-Attempts	3-4	2-2
Kicking Made-Attempts	3-4	2-2
FIELD GOALS Made-Attempts	2-2	1-1
RED ZONE EFFICIENCY	4-7-57%	0-0-0%
GOAL TO GO EFFICIENCY	3-6-50%	0-0-0%
SAFETIES	0	0
FINAL SCORE	33	17
TIME OF POSSESSION	40:13	19:47

## Ball Possession And Drive Chart

### Indianapolis Colts

#	Time Recd	Time Lost	Time Poss	How Ball Obtained	Drive Began	# Play	Yds Gain	Yds Pen	Net Yds	1st Down	Last Scrm	How Given Up
1	13:25	6:39	6:46	Punt	IND 8	12	97	-5	92	5	* TEN 11	Touchdown
2	4:24	9:26	9:58	Punt	IND 10	16	95	-5	90	7	* TEN 9	Touchdown
3	6:47	6:35	0:12	Punt	IND 6	1	0	0	0	0	IND 6	Interception
4	6:35	4:59	1:36	Kickoff	IND 25	3	9	0	9	0	IND 34	Punt
5	4:59	4:38	0:21	Muffed Punt	TEN 9	2	-8	-10	-18	0	* TEN 19	Fumble
6	2:25	0:39	1:46	Punt	IND 6	7	60	0	60	2	TEN 34	Field Goal
7	15:00	10:46	4:14	Kickoff	IND 32	7	75	-7	68	5	* TEN 1	Touchdown
8	8:44	6:57	1:47	Punt	IND 15	3	8	0	8	0	IND 23	Punt
9	5:32	2:23	3:09	Punt	IND 7	6	33	-15	18	1	IND 25	Punt
10	1:47	13:27	3:20	Kickoff	IND 27	4	26	-5	21	1	IND 48	Punt
11	9:05	3:55	5:10	Interception	TEN 38	9	36	-5	31	2	* TEN 7	Field Goal
12	2:28	2:24	0:04	Downs	TEN 8	1	8	0	8	1	* TEN 8	Touchdown
13	1:50	0:00	1:50	Interception	TEN 8	3	-3	0	-3	0	* TEN 10	End of Game

(473) Average IND 36

### Tennessee Titans

#	Time Recd	Time Lost	Time Poss	How Ball Obtained	Drive Began	# Play	Yds Gain	Yds Pen	Net Yds	1st Down	Last Scrm	How Given Up
1	15:00	13:25	1:35	Kickoff	IND 48	3	5	0	5	0	IND 43	Punt
2	6:39	4:24	2:15	Kickoff	TEN 22	5	10	0	10	1	TEN 32	Punt
3	9:26	6:47	2:39	Kickoff	TEN 17	5	21	0	21	1	TEN 38	Punt
4	4:38	2:25	2:13	Fumble	TEN 34	4	21	0	21	1	IND 45	Punt
5	0:39	0:00	0:39	Kickoff	TEN 25	7	40	15	55	3	IND 20	Field Goal
6	10:46	8:44	2:02	Kickoff	TEN 25	4	19	5	24	1	TEN 49	Punt
7	6:57	5:32	1:25	Punt	TEN 32	3	7	0	7	0	TEN 39	Punt
8	2:23	1:47	0:36	Punt	TEN 45	2	55	0	55	2	IND 22	Touchdown
9	13:27	9:05	4:22	Punt	TEN 3	7	48	-5	43	2	TEN 46	Interception
10	3:55	2:28	1:27	Kickoff	TEN 13	4	28	-32	-4	0	TEN 9	Downs
11	2:24	1:50	0:34	Kickoff	TEN 34	2	4	-10	-6	0	TEN 28	Interception

(302) Average TEN 27

\* inside opponent's 20

### Time of Possession by Quarter

		1st	2nd	3rd	4th	OT	Total
Visitor	Indianapolis Colts	11:10	9:29	10:57	8:37		40:13
Home	Tennessee Titans	3:50	5:31	4:03	6:23		19:47

### Kickoff Drive No.-Start Average

Colts: 3 - IND 28      Titans: 7 - TEN 27

Indianapolis Colts vs Tennessee Titans  
12/30/2018 at Nissan Stadium

# Final Defensive Statistics

Indianapolis Colts	Regular Defensive Plays												Special Teams					Misc			
	TKL	AST	COMB	SK	/ YDS	TFL	Q	IN	PD	FF	FR		TKL	AST	FF	FR	BL	TKL	AST	FF	FR
D.Leonard	4	4	8	0	0	0	0	1	2	0	0		0	0	0	0	0	0	0	0	0
P.Desir	4	2	6	0	0	0	0	0	0	0	0		0	0	0	0	0	0	0	0	0
G.Odum	3	2	5	0	0	0	0	0	1	0	0		0	2	0	0	0	0	0	0	0
K.Moore II	3	1	4	0	0	0	0	1	2	0	0		0	0	0	0	0	0	0	0	0
M.Hunt	2	2	4	0	0	0	0	0	0	0	0		0	0	0	0	0	0	0	0	0
M.Hooker	2	1	3	0	0	0	0	0	1	0	0		0	0	0	0	0	0	0	0	0
J.Sheard	2	1	3	0	0	0	0	0	0	0	0		0	0	0	0	0	0	0	0	0
A.Muhammad	1	2	3	0	0	0	0	0	0	0	0		0	0	0	0	0	0	0	0	0
Z.Franklin	1	2	3	0	0	0	0	0	0	0	0		0	0	0	0	0	0	0	0	0
A.Walker	1	1	2	0	0	0	0	0	0	0	0		0	0	0	0	0	0	0	0	0
M.Adams	1	1	2	0	0	0	0	0	0	0	0		0	0	0	0	0	0	0	0	0
D.Autry	1	0	1	0	0	0	0	0	1	0	0		0	0	0	0	0	0	0	0	0
G.Stewart	1	0	1	0	0	1	0	0	0	0	0		0	0	0	0	0	0	0	0	0
Q.Wilson	1	0	1	0	0	0	0	0	0	0	0		0	0	0	0	0	0	0	0	0
N.Goode	0	0	0	0	0	0	0	0	0	0	0		2	0	0	0	0	0	0	0	0
J.Wilcox	0	0	0	0	0	0	0	0	0	0	0		1	1	0	0	0	0	0	0	0
C.Moore	0	0	0	0	0	0	0	0	0	0	0		1	0	0	0	0	0	0	0	0
N.Hines	0	0	0	0	0	0	0	0	0	0	0		1	0	0	0	0	0	0	0	0
C.Milton	0	0	0	0	0	0	0	0	0	0	0		0	0	0	1	0	0	0	0	0
Q.Nelson	0	0	0	0	0	0	0	0	0	0	0		0	0	0	0	0	1	0	0	0
Total	27	19	46	0	0	1	0	2	7	0	0		5	3	0	1	0	1	0	0	0

TKL = Tackle AST = Assist COMB = Combined QH=QB Hit IN = Interception PD = Pass Defense FF = Forced Fumble FR = Fumble Recovery

Tennessee Titans	Regular Defensive Plays												Special Teams					Misc			
	TKL	AST	COMB	SK	/ YDS	TFL	QH	IN	PD	FF	FR		TKL	AST	FF	FR	BL	TKL	AST	FF	FR
W.Woodyard	10	4	14	0	0	1	0	0	0	0	0		0	0	0	0	0	0	0	0	0
K.Byard	6	4	10	0	0	0	0	0	0	0	0		0	0	0	0	0	0	0	0	0
K.Vaccaro	7	2	9	0	0	0	0	0	1	0	0		0	0	0	0	0	0	0	0	0
J.Brown	6	3	9	0	0	0	0	1	2	1	1		0	0	0	0	0	0	0	0	0
M.Butler	5	1	6	0	0	0	0	0	2	0	0		0	0	0	0	0	0	0	0	0
H.Landry	3	1	4	1	7	1	1	0	0	0	0		0	0	0	0	0	0	0	0	0
L.Sims	3	1	4	0	0	0	0	0	0	0	0		0	0	0	0	0	0	0	0	0
A.Jackson	3	0	3	0	0	0	0	0	1	0	0		1	0	0	0	0	0	0	0	0
R.Evans	0	3	3	0	0	0	0	0	1	0	0		0	0	0	0	0	0	0	0	0
D.Jones	2	0	2	0	0	0	1	0	0	0	0		0	0	0	0	0	0	0	0	0
D.Morgan	2	0	2	0	0	0	0	0	1	0	0		0	0	0	0	0	0	0	0	0
S.Finch	2	0	2	0	0	0	0	0	0	0	0		0	0	0	0	0	0	0	0	0
M.Dickerson	2	0	2	0	0	0	0	0	0	0	0		0	0	0	0	0	0	0	0	0
A.Johnson	0	1	1	0	0	0	0	0	0	0	0		0	0	0	0	0	0	0	0	0
B.Logan	0	1	1	0	0	0	0	0	0	0	0		0	0	0	0	0	0	0	0	0
J.Kalu	0	0	0	0	0	0	0	0	0	0	0		1	0	0	0	0	0	0	0	0
D.Cruikshank	0	0	0	0	0	0	0	0	0	0	0		1	0	0	0	0	0	0	0	0
W.Compton	0	0	0	0	0	0	0	0	0	0	0		1	0	0	0	0	0	0	0	0
B.Gabbert	0	0	0	0	0	0	0	0	0	0	0		0	0	0	0	0	2	0	0	0
C.Levin	0	0	0	0	0	0	0	0	0	0	0		0	0	0	0	0	0	1	0	0
Total	51	21	72	1	7	2	2	1	8	1	1		4	0	0	0	0	2	1	0	0



## 12/30/2018 at Nissan Stadium

## PERIOD SCORES

Colts	$7 \cdot 10 = 17$
Titans	$0 \cdot 10 = 10$

## TIME OF POSSESSION

Colts	20:39
Titans	9:21

Team	Qtr	Time	Play Description (Extra Point)	(Drive Info)	Visitor	Home
Colts	1	6:39	D.Inman 11 yd. pass from A.Luck (A.Vinatieri kick)	(12-92, 6:46)	7	0
Colts	2	9:26	E.Ebron 9 yd. pass from A.Luck (A.Vinatieri kick)	(16-90, 9:58)	14	0
Titans	2	6:35	J.Brown 22 yd. interception return (R.Succop kick)		14	7
Colts	2	0:39	A.Vinatieri 53 yd. Field Goal	(7-60, 1:46)	17	7
Titans	2	0:00	R.Succop 38 yd. Field Goal	(7-55, 0:39)	17	10

	Indianapolis Colts	Tennessee Titans
TOTAL FIRST DOWNS	14	6
First Downs Rushing-Passing-by Penalty	3 - 11 - 0	2 - 3 - 1
THIRD DOWN EFFICIENCY	3-6-50%	0-4-0%
TOTAL NET YARDS	253	97
Total Offensive Plays	40	23
NET YARDS RUSHING	57	24
NET YARDS PASSING	196	73
Gross Yards Passing	196	73
Times thrown-yards lost attempting to pass	0-0	0-0
Pass Attempts-Completions-Had Intercepted	25 - 17 - 1	16 - 10 - 0
Punts-Number and Average	1 - 57	4 - 45.5
Penalties-Number and Yards	5 - 41	0 - 0
Fumbles-Number and Lost	1 - 1	1 - 1
Red Zone Efficiency	2-3-67%	0-0-0%
Average Drive Start	IND 24	TEN 30

Indianapolis Colts										Tennessee Titans															
RUSHING					ATT	YDS	AVG	LG	TD	RUSHING					ATT	YDS	AVG	LG	TD						
M.Mack					13	45	3.5	9	0	D.Henry					7	24	3.4	10	0						
J.Wilkins					1	8	8.0	8	0																
N.Hines					1	4	4.0	4	0																
Total					15	57	3.8	9	0	Total					7	24	3.4	10	0						
PASSING					ATT	CMP	YDS	SK/YD	TD	LG	IN	RT	PASSING					ATT	CMP	YDS	SK/YD	TD	LG	IN	RT
A.Luck					25	17	196	0/0	2	43	1	101.4	B.Gabbert					16	10	73	0/0	0	17	0	73.2
Total					25	17	196	0/0	2	43	1	101.4	Total					16	10	73	0/0	0	17	0	73.2
PASS RECEIVING					TAR	REC	YDS	AVG	LG	TD	PASS RECEIVING					TAR	REC	YDS	AVG	LG	TD				
D.Inman					4	3	41	13.7	24	1	C.Davis					6	4	30	7.5	16	0				
E.Ebron					4	3	38	12.7	16	1	D.Lewis					2	2	12	6.0	9	0				
C.Rogers					4	3	32	10.7	17	0	T.Taylor					3	2	8	4.0	6	0				
N.Hines					5	3	25	8.3	17	0	M.Pruitt					1	1	17	17.0	17	0				
T.Hilton					4	2	61	30.5	43	0	D.Jennings					2	1	6	6.0	6	0				
M.Mack					2	2	-5	-2.5	3	0	T.Sharpe					1	0	0	0.0	0	0				
R.Grant					2	1	4	4.0	4	0	L.Stocker					1	0	0	0.0	0	0				
Total					25	17	196	11.5	43	2	Total					16	10	73	7.3	17	0				

Indianapolis Colts	Regular Defensive Plays												Special Teams					Misc			
	TKL	AST	COMB	SK	/ YDS	TFL	Q	IN	PD	FF	FR	TKL	AST	FF	FR	BL	TKL	AST	FF	FR	
D.Leonard	3	3	6	0	0	0	0	0	0	0	0	0	0	0	0	0	0	0	0	0	
P.Desir	3	2	5	0	0	0	0	0	0	0	0	0	0	0	0	0	0	0	0	0	
G.Odum	2	1	3	0	0	0	0	0	1	0	0	0	1	0	0	0	0	0	0	0	
M.Hooker	2	0	2	0	0	0	0	0	1	0	0	0	0	0	0	0	0	0	0	0	
Total	10	6	16	0	0	0	0	0	2	0	0	0	0	1	0	0	0	0	0	0	

12/30/2018 at Nissan Stadium

[illegible]

Play By Play

First Quarter

12/30/2018

IND wins the coin toss and elects to defer. TEN elects to Receive, and IND elects to defend the north goal.

R.Sanchez kicks 58 yards from IND 35 to TEN 7. D.Jennings to TEN 13 for 6 yards. Lateral to D.Cruikshank to IND 48 for 39 yards (N.Goode).

Tennessee Titans at 15:00, (1st play from scrimmage 14:48)

- 1-10-IND 48 (14:48) (No Huddle, Shotgun) Direct snap to D.Henry. D.Henry up the middle to IND 45 for 3 yards (K.Moore II).
- 2-7-IND 45 (14:11) B.Gabbert pass incomplete short middle to T.Sharpe.
- 3-7-IND 45 (14:07) (Shotgun) B.Gabbert pass short right to T.Taylor to IND 43 for 2 yards (M.Hooker, D.Leonard).
- 4-5-IND 43 (13:33) (Punt formation) B.Kern punts 35 yards to IND 8, Center-B.Brinkley, fair catch by C.Rogers.

Indianapolis Colts at 13:25

- 1-10-IND 8 (13:25) (Shotgun) M.Mack up the middle to IND 14 for 6 yards (K.Byard, J.Brown).
- 2-4-IND 14 (12:53) (Shotgun) A.Luck pass short right to N.Hines to IND 31 for 17 yards (K.Vaccaro). P1
- 1-10-IND 31 (12:14) M.Mack right tackle to IND 29 for -2 yards (W.Woodyard).
- 2-12-IND 29 (11:37) A.Luck pass deep left to D.Inman to TEN 47 for 24 yards (W.Woodyard). P2
- 1-10-TEN 47 (10:57) (Shotgun) A.Luck pass short right to C.Rogers to TEN 45 for 2 yards (K.Byard, W.Woodyard).
- 2-8-TEN 45 (10:16) M.Mack up the middle to TEN 43 for 2 yards (D.Jones).
- 3-6-TEN 43 (9:30) (Shotgun) A.Luck pass short right to T.Hilton to TEN 25 for 18 yards (K.Vaccaro). P3
- 1-10-TEN 25 (8:44) (Shotgun) PENALTY on IND-M.Alie-Cox, False Start, 5 yards, enforced at TEN 25 - No Play.
- 1-15-TEN 30 (8:34) (Shotgun) N.Hines right end to TEN 26 for 4 yards (S.Finch, J.Brown).
- 2-11-TEN 26 (7:55) A.Luck pass short left to E.Ebron to TEN 13 for 13 yards (K.Byard). P4
- Penalty on TEN-M.Butler, Defensive Holding, declined.
- 1-10-TEN 13 (7:31) (Shotgun) A.Luck pass short left to N.Hines to TEN 11 for 2 yards (W.Woodyard).
- 2-8-TEN 11 (6:54) (Shotgun) A.Luck pass incomplete short right to R.Grant (A.Jackson).
- 3-8-TEN 11 (6:49) (Shotgun) A.Luck pass short left to D.Inman for 11 yards, TOUCHDOWN. P5
- A.Vinatieri extra point is GOOD, Center-L.Rhodes, Holder-R.Sanchez.

IND 7 TEN 0, 12 plays, 92 yards, 6:46 drive, 8:21 elapsed

R.Sanchez kicks 60 yards from IND 35 to TEN 5. D.Jennings to TEN 22 for 17 yards (N.Goode, G.Odum).

Tennessee Titans at 6:39, (1st play from scrimmage 6:31)

- 1-10-TEN 22 (6:31) B.Gabbert pass short right to C.Davis pushed ob at TEN 25 for 3 yards (P.Desir).
- 2-7-TEN 25 (5:58) D.Henry up the middle to TEN 35 for 10 yards (D.Leonard). R1
- 1-10-TEN 35 (5:24) B.Gabbert pass incomplete deep left to L.Stocker.
- 2-10-TEN 35 (5:18) D.Henry right tackle to TEN 32 for -3 yards (G.Stewart).
- 3-13-TEN 32 (4:41) (Shotgun) B.Gabbert pass incomplete deep right to C.Davis (M.Hooker).
- 4-13-TEN 32 (4:33) (Punt formation) B.Kern punts 58 yards to IND 10, Center-B.Brinkley, out of bounds.

Indianapolis Colts at 4:24

- 1-10-IND 10 (4:24) (Shotgun) M.Mack left tackle to IND 19 for 9 yards (K.Vaccaro).
- 2-1-IND 19 (3:49) (Shotgun) M.Mack up the middle to IND 21 for 2 yards (W.Woodyard). R6
- 1-10-IND 21 (3:06) M.Mack left tackle to IND 21 for no gain (D.Jones).
- 2-10-IND 21 (2:29) (Shotgun) A.Luck pass incomplete deep middle to C.Rogers.
- 3-10-IND 21 (2:23) (Shotgun) A.Luck pass short middle to E.Ebron to IND 37 for 16 yards (M.Butler). P7
- 1-10-IND 37 (1:48) J.Wilkins up the middle to IND 45 for 8 yards (W.Woodyard; K.Byard).
- 2-2-IND 45 (1:07) M.Mack right guard to TEN 49 for 6 yards (A.Jackson, A.Johnson). R8
- 1-10-TEN 49 (:23) M.Mack up the middle to TEN 48 for 1 yard (W.Woodyard, B.Logan).

END OF QUARTER

	Score	Time Poss	First Downs				Efficiencies	
			R	P	X	T	3 Down	4 Down
Indianapolis Colts	7	11:10	2	6	0	8	3/3	0/0
Tennessee Titans	0	3:50	1	0	0	1	0/2	0/0

## Play By Play

## Second Quarter

12/30/2018

Indianapolis Colts continued.

2-9-TEN 48	(15:00) (Shotgun) M.Mack right guard to TEN 43 for 5 yards (M.Dickerson).	
3-4-TEN 43	(14:17) (Shotgun) M.Mack left guard to TEN 41 for 2 yards (K.Vaccaro; H.Landry).	
4-2-TEN 41	(13:34) (Shotgun) A.Luck pass short right to N.Hines to TEN 35 for 6 yards (J.Brown).	P9
<u>1-10-TEN 35</u>	(12:53) A.Luck pass short left to M.Mack to TEN 32 for 3 yards (W.Woodyard, K.Vaccaro).	
2-7-TEN 32	(12:10) (Shotgun) A.Luck pass short right to N.Hines to TEN 25 for 7 yards (K.Vaccaro, D.Kilgo).	
	PENALTY on IND, Illegal Shift, 5 yards, enforced at TEN 32 - No Play.	
2-12-TEN 37	(11:40) (Shotgun) A.Luck pass short middle to C.Rogers to TEN 20 for 17 yards (W.Woodyard; M.Butler).	P10
<u>1-10-TEN 20</u>	(10:55) (Shotgun) A.Luck pass short right to R.Grant to TEN 16 for 4 yards (A.Jackson, W.Woodyard).	
2-6-TEN 16	(10:14) M.Mack left end pushed ob at TEN 9 for 7 yards (M.Butler).	R11
<u>1-9-TEN 9</u>	(9:32) (Shotgun) A.Luck pass short middle to E.Ebron for 9 yards, TOUCHDOWN.	P12
	A.Vinatieri extra point is GOOD, Center-L.Rhodes, Holder-R.Sanchez.	

IND 14 TEN 0, 16 plays, 90 yards, 9:58 drive, 5:34 elapsed

R.Sanchez kicks 67 yards from IND 35 to TEN -2. D.Jennings to TEN 17 for 19 yards (C.Moore). TEN-L.Stocker was injured during the play. His return is Questionable.

Tennessee Titans at 9:26, (1st play from scrimmage 9:20)

1-10-TEN 17	(9:20) (Shotgun) B.Gabbert pass short right to T.Taylor to TEN 23 for 6 yards (G.Odum). TEN-T.Sharpe was injured during the play. His return is Questionable.	
2-4-TEN 23	(9:00) D.Henry left end pushed ob at TEN 31 for 8 yards (G.Odum).	R2
<u>1-10-TEN 31</u>	(8:23) D.Henry left tackle to TEN 33 for 2 yards (A.Walker).	
2-8-TEN 33	(7:46) (Shotgun) B.Gabbert pass short right to C.Davis to TEN 38 for 5 yards (D.Leonard; G.Odum).	
3-3-TEN 38	(7:05) (Shotgun) B.Gabbert pass incomplete short right to C.Davis (D.Autry).	
4-3-TEN 38	(7:00) (Punt formation) B.Kern punts 56 yards to IND 6, Center-B.Brinkley, downed by TEN.	

Indianapolis Colts at 6:47

1-10-IND 6	(6:47) (Shotgun) A.Luck pass deep left intended for N.Hines INTERCEPTED by J.Brown at IND 22. J.Brown for 22 yards, TOUCHDOWN.	
------------	--------------------------------------------------------------------------------------------------------------------------------	--

Tennessee Titans at 6:35

R.Succop extra point is GOOD, Center-B.Brinkley, Holder-B.Kern.

IND 14 TEN 7, 0 plays, 22 yards, 0:00 drive, 8:25 elapsed

R.Succop kicks 65 yards from TEN 35 to end zone, Touchback.

Indianapolis Colts at 6:35

1-10-IND 25	(6:35) (Shotgun) M.Mack right guard to IND 28 for 3 yards (L.Sims).	
2-7-IND 28	(6:00) (Shotgun) A.Luck pass short left to D.Inman to IND 34 for 6 yards (K.Vaccaro, R.Evans).	
3-1-IND 34	(5:15) (Shotgun) A.Luck pass incomplete short left to E.Ebron (J.Brown).	
4-1-IND 34	(5:10) (Punt formation) R.Sanchez punts 51 yards to TEN 15, Center-L.Rhodes. A.Jackson MUFFS catch, RECOVERED by IND-C.Milton at TEN 9. C.Milton to TEN 9 for no gain (A.Jackson).	

Indianapolis Colts at 4:59

1-9-TEN 9	(4:59) (Shotgun) M.Mack right tackle for 9 yards, TOUCHDOWN NULLIFIED by Penalty.	
	PENALTY on IND-E.Boehm, Offensive Holding, 10 yards, enforced at TEN 9 - No Play.	
1-19-TEN 19	(4:53) (Shotgun) A.Luck pass incomplete deep right to T.Hilton.	
2-19-TEN 19	(4:47) (Shotgun) A.Luck pass short left to M.Mack to TEN 20 for -1 yards (J.Brown). FUMBLES (J.Brown), RECOVERED by TEN-J.Brown at TEN 27. J.Brown to TEN 34 for 7 yards (Q.Nelson).	

Tennessee Titans at 4:38

1-10-TEN 34	(4:38) B.Gabbert pass short right to M.Pruitt to IND 49 for 17 yards (M.Hooker).	P3
<u>1-10-IND 49</u>	(4:03) (Shotgun) D.Henry right guard to IND 49 for no gain (A.Muhammad, P.Desir).	
2-10-IND 49	(3:21) D.Henry right tackle to IND 45 for 4 yards (M.Hunt, M.Adams).	
3-6-IND 45	(2:38) (Shotgun) B.Gabbert pass incomplete short left to D.Jennings (K.Moore II).	
4-6-IND 45	(2:33) (Punt formation) B.Kern punts 33 yards to IND 12, Center-B.Brinkley, fair catch by C.Rogers.	
	PENALTY on IND-A.Muhammad, Offensive Holding, 6 yards, enforced at IND 12.	

Indianapolis Colts at 2:25

1-10-IND 6	(2:25) M.Mack up the middle to IND 10 for 4 yards (M.Dickerson).	
------------	------------------------------------------------------------------	--

Two-Minute Warning

2-6-IND 10	(2:00) (Shotgun) A.Luck pass short right to T.Hilton to TEN 47 for 43 yards (M.Butler).	P13
<u>1-10-TEN 47</u>	(1:26) (Shotgun) A.Luck pass short middle to C.Rogers to TEN 34 for 13 yards (L.Sims).	P14

## Indianapolis Colts vs Tennessee Titans at Nissan Stadium

<u>1-10-TEN 34</u>	(1:00) (No Huddle, Shotgun) A.Luck pass incomplete short left to D.Inman (M.Butler).
2-10-TEN 34	(:55) (Shotgun) A.Luck pass incomplete short middle to N.Hines (D.Morgan).
3-10-TEN 34	(:50) (Shotgun) A.Luck pass incomplete short left to T.Hilton (R.Evans).
4-10-TEN 34	(:44) (Field Goal formation) A.Vinatieri 53 yard field goal is GOOD, Center-L.Rhodes, Holder-R.Sanchez.

IND 17 TEN 7, 7 plays, 60 yards, 1:46 drive, 14:21 elapsed

R.Sanchez kicks 65 yards from IND 35 to end zone, Touchback.

Tennessee Titans at 0:39

1-10-TEN 25	(:39) (Shotgun) B.Gabbert pass short middle to C.Davis to TEN 41 for 16 yards (P.Desir).	P4
	Timeout #1 by TEN at 00:33.	
<u>1-10-TEN 41</u>	(:33) (Shotgun) B.Gabbert pass short left to D.Lewis pushed ob at 50 for 9 yards (D.Leonard).	
	PENALTY on IND-G.Odum, Unnecessary Roughness, 15 yards, enforced at 50.	X5
<u>1-10-IND 35</u>	(:27) (Shotgun) B.Gabbert pass short left to D.Jennings to IND 29 for 6 yards (D.Leonard).	
	Timeout #2 by TEN at 00:21.	
2-4-IND 29	(:21) (Shotgun) B.Gabbert pass short right to C.Davis to IND 23 for 6 yards (P.Desir; D.Leonard).	P6
	Timeout #3 by TEN at 00:16.	
<u>1-10-IND 23</u>	(:16) (Shotgun) B.Gabbert pass short right to D.Lewis pushed ob at IND 20 for 3 yards (P.Desir). IND-T.Lewis was injured during the play. His return is Questionable.	
	Timeout #1 by IND at 00:11. Due to the injury on the previous play.	
2-7-IND 20	(:11) (Shotgun) B.Gabbert pass incomplete deep right to T.Taylor (G.Odum).	
3-7-IND 20	(:05) (Field Goal formation) R.Succop 38 yard field goal is GOOD, Center-B.Brinkley, Holder-B.Kern.	
	Penalty on IND-M.Hunt, Unnecessary Roughness, declined.	

IND 17 TEN 10, 7 plays, 55 yards, 1 penalty, 0:39 drive, 15:00 elapsed

END OF QUARTER

	Score	Time Poss	First Downs				Efficiencies	
			R	P	X	T	3 Down	4 Down
Indianapolis Colts	17	9:29	1	5	0	6	0/3	1/1
Tennessee Titans	10	5:31	1	3	1	5	0/2	0/0

Play By Play

Third Quarter

12/30/2018

IND elects to Receive, and TEN elects to defend the North goal.

R.Succop kicks 62 yards from TEN 35 to IND 3. Z.Pascal to IND 32 for 29 yards (J.Kalu).

Indianapolis Colts at 15:00, (1st play from scrimmage 14:54)

1-10-IND 32	(14:54) M.Mack left guard to IND 43 for 11 yards (J.Brown).	R15
<u>1-10-IND 43</u>	(14:17) A.Luck pass short left to E.Ebron pushed ob at TEN 35 for 22 yards (D.Morgan) [D.Jones].	P16
<u>1-10-TEN 35</u>	(13:43) M.Mack right end to TEN 34 for 1 yard (K.Byard).	
2-9-TEN 34	(13:00) J.Wilkins left guard to TEN 24 for 10 yards (W.Woodyard).	
	PENALTY on IND-M.Glowinski, Tripping, 10 yards, enforced at TEN 30.	
2-15-TEN 40	(12:37) (Shotgun) A.Luck pass short right to T.Hilton to TEN 40 for no gain (A.Jackson).	
	PENALTY on IND-C.Rogers, Illegal Block Above the Waist, 10 yards, enforced at TEN 40 - No Play.	
2-25-50	(12:10) (Shotgun) A.Luck scrambles up the middle to TEN 43 for 7 yards (K.Vaccaro).	
3-18-TEN 43	(11:23) (Shotgun) A.Luck pass incomplete short middle to T.Hilton (M.Butler).	
	PENALTY on TEN-M.Butler, Defensive Pass Interference, 13 yards, enforced at TEN 43 - No Play.	X17
<u>1-10-TEN 30</u>	(11:17) (Shotgun) A.Luck pass deep right to D.Inman pushed ob at TEN 1 for 29 yards (A.Jackson).	P18
<u>1-1-TEN 1</u>	(10:51) (Shotgun) A.Luck pass short right to R.Hewitt for 1 yard, TOUCHDOWN.	P19
	A.Vinatieri extra point is GOOD, Center-L.Rhodes, Holder-R.Sanchez.	

IND 24 TEN 10, 7 plays, 68 yards, 1 penalty, 4:14 drive, 4:14 elapsed

R.Sanchez kicks 65 yards from IND 35 to end zone, Touchback.

Tennessee Titans at 10:46

1-10-TEN 25	(10:46) D.Henry right guard pushed ob at TEN 44 for 19 yards (G.Odum).	R7
<u>1-10-TEN 44</u>	(10:13) (No Huddle) D.Henry left end to TEN 45 for 1 yard (M.Adams, M.Hunt).	
2-9-TEN 45	(9:44) D.Henry right tackle to TEN 44 for -1 yards (J.Sheard; A.Muhammad).	
3-10-TEN 44	(9:06) (Shotgun) B.Gabbert pass incomplete short left to T.Taylor.	
	Penalty on TEN-B.Gabbert, Illegal Motion, declined.	
4-10-TEN 44	(9:00) (Punt formation) B.Kern punts 36 yards to IND 20, Center-B.Brinkley, out of bounds.	
	PENALTY on IND-Q.Wilson, Running Into the Kicker, 5 yards, enforced at TEN 44 - No Play.	
4-5-TEN 49	(8:52) (Punt formation) B.Kern punts 36 yards to IND 15, Center-B.Brinkley, fair catch by C.Rogers.	

Indianapolis Colts at 8:44

1-10-IND 15	(8:44) M.Mack right tackle to IND 21 for 6 yards (K.Byard).
2-4-IND 21	(7:57) (Shotgun) M.Mack right end to IND 23 for 2 yards (S.Finch).
3-2-IND 23	(7:11) (Shotgun) A.Luck pass incomplete short left to T.Hilton (K.Vaccaro).
4-2-IND 23	(7:05) (Punt formation) R.Sanchez punts 45 yards to TEN 32, Center-L.Rhodes, out of bounds.

Tennessee Titans at 6:57

1-10-TEN 32	(6:57) D.Henry right tackle to TEN 35 for 3 yards (J.Sheard).
2-7-TEN 35	(6:19) D.Henry up the middle to TEN 39 for 4 yards (J.Sheard, G.Odum).
3-3-TEN 39	(5:45) (Shotgun) B.Gabbert pass incomplete short right to D.Lewis.
4-3-TEN 39	(5:41) (Punt formation) B.Kern punts 54 yards to IND 7, Center-B.Brinkley. C.Rogers to IND 7 for no gain (D.Cruikshank).

Indianapolis Colts at 5:32

1-10-IND 7	(5:32) M.Mack left guard to IND 12 for 5 yards (H.Landry, K.Byard).	
2-5-IND 12	(4:46) (Shotgun) M.Mack up the middle to IND 16 for 4 yards (J.Brown).	
3-1-IND 16	(4:16) (No Huddle, Shotgun) M.Mack up the middle to IND 37 for 21 yards (K.Vaccaro, K.Byard).	R20
<u>1-10-IND 37</u>	(3:39) (Shotgun) J.Wilkins left tackle to IND 37 for no gain (H.Landry).	
	PENALTY on IND-M.Glowinski, Offensive Holding, 10 yards, enforced at IND 37 - No Play.	
1-20-IND 27	(3:17) (Shotgun) A.Luck pass incomplete short right to E.Ebron (M.Butler).	
2-20-IND 27	(3:12) (Shotgun) A.Luck scrambles left end pushed ob at IND 30 for 3 yards (J.Brown).	
3-17-IND 30	(2:42) (Shotgun) A.Luck pass incomplete deep right to T.Hilton.	
4-17-IND 30	(2:36) (Punt formation) PENALTY on IND-M.Adams, False Start, 5 yards, enforced at IND 30 - No Play.	
4-22-IND 25	(2:36) (Punt formation) R.Sanchez punts 40 yards to TEN 35, Center-L.Rhodes. A.Jackson pushed ob at TEN 45 for 10 yards (N.Hines).	

Tennessee Titans at 2:23

1-10-TEN 45	(2:23) D.Henry right tackle pushed ob at IND 22 for 33 yards (D.Leonard).	R8
-------------	---------------------------------------------------------------------------	----



1-10-IND 22

(1:55) (No Huddle) B.Gabbert pass short left to L.Stocker for 22 yards, TOUCHDOWN.

P9

R.Succop extra point is GOOD, Center-B.Brinkley, Holder-B.Kern.

IND 24 TEN 17, 2 plays, 55 yards, 0:36 drive, 13:13 elapsed

R.Succop kicks 64 yards from TEN 35 to IND 1. Z.Pascal to IND 27 for 26 yards (W.Compton).

Indianapolis Colts at 1:47, (1st play from scrimmage 1:42)

1-10-IND 27 (1:42) (Shotgun) A.Luck pass short left to M.Alie-Cox to IND 48 for 21 yards (W.Woodyard, R.Evans).

P21

1-10-IND 48 (1:01) M.Mack right end pushed ob at TEN 47 for 5 yards (K.Byard).

2-5-TEN 47 (:26) (Shotgun) J.Wilkins up the middle to TEN 44 for 3 yards (D.Jones, K.Correa).

PENALTY on IND-M.Glowinski, Offensive Holding, 10 yards, enforced at TEN 47 - No Play.

2-15-IND 43 (:01) PENALTY on TEN-D.Jones, Neutral Zone Infraction, 5 yards, enforced at IND 43 - No Play.

END OF QUARTER

	Score	Time Poss	First Downs				Efficiencies	
			R	P	X	T	3 Down	4 Down
Indianapolis Colts	24	10:57	2	4	1	7	1/3	0/0
Tennessee Titans	17	4:03	2	1	0	3	0/2	0/0

## Play By Play

## Fourth Quarter

12/30/2018

Indianapolis Colts continued.

- 2-10-IND 48 (15:00) (Shotgun) A.Luck pass short left to D.Inman to TEN 45 for 7 yards (L.Sims).
- 3-3-TEN 45 (14:14) (Shotgun) A.Luck sacked at IND 48 for -7 yards (H.Landry).
- 4-10-IND 48 (13:36) (Punt formation) R.Sanchez punts 49 yards to TEN 3, Center-L.Rhodes, out of bounds.

Tennessee Titans at 13:27

- 1-10-TEN 3 (13:27) B.Gabbert pass deep middle to C.Davis to TEN 21 for 18 yards (K.Moore II). P10
- 1-10-TEN 21 (12:51) (Shotgun) Direct snap to D.Henry. D.Henry up the middle to TEN 27 for 6 yards (D.Autry, M.Hooker).
- 2-4-TEN 27 (12:13) PENALTY on TEN-D.Henry, False Start, 5 yards, enforced at TEN 27 - No Play.
- 2-9-TEN 22 (11:58) B.Gabbert pass short left to D.Jennings pushed ob at TEN 29 for 7 yards (Z.Franklin).
- 3-2-TEN 29 (11:19) B.Gabbert pass short middle to D.Henry to TEN 42 for 13 yards (Z.Franklin; A.Walker). P11
- 1-10-TEN 42 (10:40) (Shotgun) Direct snap to D.Henry. D.Henry left tackle to TEN 44 for 2 yards (M.Hunt; A.Muhammad).
- 2-8-TEN 44 (9:59) D.Henry left tackle to TEN 46 for 2 yards (M.Hunt, Z.Franklin).
- 3-6-TEN 46 (9:17) (Shotgun) B.Gabbert pass short right intended for T.Taylor INTERCEPTED by K.Moore II at IND 46. K.Moore II to TEN 38 for 16 yards (B.Gabbert).

Indianapolis Colts at 9:05

- 1-10-TEN 38 (9:05) A.Luck pass short left to M.Mack to TEN 34 for 4 yards (M.Butler).
- 2-6-TEN 34 (8:25) (Shotgun) A.Luck pass short left to J.Wilkins pushed ob at TEN 29 for 5 yards (M.Butler, J.Brown).
- 3-1-TEN 29 (7:54) (Shotgun) M.Mack left tackle to TEN 25 for 4 yards (W.Woodyard, L.Sims). R22
- 1-10-TEN 25 (7:11) A.Luck scrambles up the middle to TEN 16 for 9 yards (J.Brown).
- 2-1-TEN 16 (6:28) J.Wilkins right guard to TEN 10 for 6 yards (D.Morgan, R.Evans). R23
- 1-10-TEN 10 (5:44) J.Wilkins left end for 10 yards, TOUCHDOWN NULLIFIED by Penalty.
- PENALTY on IND, Illegal Formation, 5 yards, enforced at TEN 10 - No Play.
- 1-15-TEN 15 (5:37) M.Mack up the middle to TEN 8 for 7 yards (W.Woodyard, K.Byard).
- 2-8-TEN 8 (4:56) M.Mack up the middle to TEN 8 for no gain (K.Vaccaro).
- 3-8-TEN 8 (4:14) (Shotgun) A.Luck scrambles up the middle to TEN 7 for 1 yard (H.Landry).
- Timeout #1 by TEN at 04:00.
- 4-7-TEN 7 (4:00) (Field Goal formation) A.Vinatieri 25 yard field goal is GOOD, Center-L.Rhodes, Holder-R.Sanchez.

IND 27 TEN 17, 9 plays, 31 yards, 5:10 drive, 11:05 elapsed

R.Sanchez kicks 57 yards from IND 35 to TEN 8. D.Jennings to TEN 23 for 15 yards (J.Wilcox; G.Odum).

PENALTY on TEN-B.Trawick, Offensive Holding, 10 yards, enforced at TEN 23.

Tennessee Titans at 3:55, (1st play from scrimmage 3:49)

- 1-10-TEN 13 (3:49) (Shotgun) B.Gabbert pass short left to A.Firkser to TEN 21 for 8 yards (Q.Wilson).
- 2-2-TEN 21 (3:28) (No Huddle, Shotgun) B.Gabbert scrambles left end pushed ob at TEN 25 for 4 yards (K.Moore II).
- PENALTY on TEN-Q.Spain, Offensive Holding, 10 yards, enforced at TEN 21 - No Play.
- 2-12-TEN 11 (3:21) (Shotgun) B.Gabbert pass short middle to D.Lewis to TEN 22 for 11 yards (D.Leonard; K.Moore II).
- 3-1-TEN 22 (2:58) (Shotgun) B.Gabbert pass short middle to D.Lewis to TEN 27 for 5 yards (D.Leonard).
- PENALTY on TEN, Illegal Formation, 5 yards, enforced at TEN 22 - No Play.
- 3-6-TEN 17 (2:49) (Shotgun) B.Gabbert pass short left to D.Lewis to TEN 17 for no gain (Q.Wilson).
- PENALTY on TEN-D.Jennings, Illegal Block Above the Waist, 9 yards, enforced at TEN 17 - No Play.
- 3-15-TEN 8 (2:41) (Shotgun) B.Gabbert pass short right to M.Pruitt pushed ob at TEN 17 for 9 yards (P.Desir). TEN-Q.Spain was injured during the play. His return is Questionable.
- PENALTY on TEN-B.Jones, Unnecessary Roughness, 8 yards, enforced at TEN 17.
- 4-14-TEN 9 (2:34) (Shotgun) B.Gabbert pass incomplete deep left to T.Taylor (D.Leonard).

Indianapolis Colts at 2:28

- 1-8-TEN 8 (2:28) M.Mack right guard for 8 yards, TOUCHDOWN. R24
- A.Vinatieri extra point is No Good, Wide Right, Center-L.Rhodes, Holder-R.Sanchez.

IND 33 TEN 17, 1 plays, 8 yards, 0:04 drive, 12:36 elapsed

R.Sanchez kicks 63 yards from IND 35 to TEN 2. D.Jennings to TEN 34 for 32 yards (J.Wilcox).

Tennessee Titans at 2:24, (1st play from scrimmage 2:17)

- 1-10-TEN 34 (2:17) (Shotgun) B.Gabbert pass incomplete deep middle to T.Taylor (M.Mitchell).
- PENALTY on TEN-T.Lewan, Offensive Holding, 10 yards, enforced at TEN 34 - No Play.
- 1-20-TEN 24 (2:08) (Shotgun) B.Gabbert pass short left to D.Jennings to TEN 28 for 4 yards (K.Moore II).

Indianapolis Colts vs Tennessee Titans at Nissan Stadium

Two-Minute Warning

2-16-TEN 28 (2:00) (Shotgun) B.Gabbert pass short middle intended for D.Jennings INTERCEPTED by D.Leonard at TEN 36. D.Leonard to TEN 8 for 28 yards (B.Gabbert, C.Levin).

Indianapolis Colts at 1:50

1-8-TEN 8 (1:50) A.Luck kneels to TEN 9 for -1 yards.

2-9-TEN 9 (1:06) A.Luck kneels to TEN 10 for -1 yards.

3-10-TEN 10 (:25) A.Luck kneels to TEN 11 for -1 yards.

END OF QUARTER

	Score	Time Poss	First Downs				Efficiencies	
			R	P	X	T	3 Down	4 Down
Indianapolis Colts	33	8:37	3	0	0	3	1/4	0/0
Tennessee Titans	17	6:23	0	2	0	2	1/3	0/1

# Miscellaneous Statistics Report

Indianapolis Colts vs Tennessee Titans  
12/30/2018 at Nissan Stadium

## Ten Longest Plays for Indianapolis Colts

Yards	Qtr	Play Start	Play Description
43	2	2-6-IND 10	(2:00) (Shotgun) A.Luck pass short right to T.Hilton to TEN 47 for 43 yards (M.Butler).
29	3	1-10-TEN 30	(11:17) (Shotgun) A.Luck pass deep right to D.Inman pushed ob at TEN 1 for 29 yards (A.Jackson).
24	1	2-12-IND 29	(11:37) A.Luck pass deep left to D.Inman to TEN 47 for 24 yards (W.Woodyard).
22	3	1-10-IND 43	(14:17) A.Luck pass short left to E.Ebron pushed ob at TEN 35 for 22 yards (D.Morgan) [D.Jones].
21	3	3-1-IND 16	(4:16) (No Huddle, Shotgun) M.Mack up the middle to IND 37 for 21 yards (K.Vaccaro, K.Byard).
21	3	1-10-IND 27	(1:42) (Shotgun) A.Luck pass short left to M.Alie-Cox to IND 48 for 21 yards (W.Woodyard, R.Evans).
18	1	3-6-TEN 43	(9:30) (Shotgun) A.Luck pass short right to T.Hilton to TEN 25 for 18 yards (K.Vaccaro).
17	1	2-4-IND 14	(12:53) (Shotgun) A.Luck pass short right to N.Hines to IND 31 for 17 yards (K.Vaccaro).
17	2	2-12-TEN 37	(11:40) (Shotgun) A.Luck pass short middle to C.Rogers to TEN 20 for 17 yards (W.Woodyard; M.Butler).
16	1	3-10-IND 21	(2:23) (Shotgun) A.Luck pass short middle to E.Ebron to IND 37 for 16 yards (M.Butler).

## Ten Longest Plays for Tennessee Titans

Yards	Qtr	Play Start	Play Description
33	3	1-10-TEN 45	(2:23) D.Henry right tackle pushed ob at IND 22 for 33 yards (D.Leonard).
24	2	1-10-TEN 41	(:33) (Shotgun) B.Gabbert pass short left to D.Lewis pushed ob at 50 for 9 yards (D.Leonard).
22	3	1-10-IND 22	(1:55) (No Huddle) B.Gabbert pass short left to L.Stocker for 22 yards, TOUCHDOWN.
19	3	1-10-TEN 25	(10:46) D.Henry right guard pushed ob at TEN 44 for 19 yards (G.Odum).
18	4	1-10-TEN 3	(13:27) B.Gabbert pass deep middle to C.Davis to TEN 21 for 18 yards (K.Moore II).
17	2	1-10-TEN 34	(4:38) B.Gabbert pass short right to M.Pruitt to IND 49 for 17 yards (M.Hooker).
16	2	1-10-TEN 25	(:39) (Shotgun) B.Gabbert pass short middle to C.Davis to TEN 41 for 16 yards (P.Desir).
13	4	3-2-TEN 29	(11:19) B.Gabbert pass short middle to D.Henry to TEN 42 for 13 yards (Z.Franklin; A.Walker).
11	4	2-12-TEN 11	(3:21) (Shotgun) B.Gabbert pass short middle to D.Lewis to TEN 22 for 11 yards (D.Leonard; K.Moore II).
10	1	2-7-TEN 25	(5:58) D.Henry up the middle to TEN 35 for 10 yards (D.Leonard).

## Touchdown Scoring Information

		Offense	Defense	Special Teams
VISITOR	Indianapolis Colts	4	0	0
HOME	Tennessee Titans	1	1	0

## Player Scoring Information

Club	Player	TD	Rush TD	Rec TD	KO TD	Punt TD	Int TD	Fum TD	Misc TD	FG	XP	2Pt Rush	2Pt Rec	Sfty	Points
IND	A.Vinatieri	0	0	0	0	0	0	0	0	2	3	0	0	0	9
IND	M.Mack	0	1	0	0	0	0	0	0	0	0	0	0	0	6
IND	D.Inman	0	0	1	0	0	0	0	0	0	0	0	0	0	6
IND	E.Ebron	0	0	1	0	0	0	0	0	0	0	0	0	0	6
IND	R.Hewitt	0	0	1	0	0	0	0	0	0	0	0	0	0	6
TEN	L.Stocker	0	0	1	0	0	0	0	0	0	0	0	0	0	6
TEN	J.Brown	0	0	0	0	0	1	0	0	0	0	0	0	0	6
TEN	R.Succop	0	0	0	0	0	0	0	0	1	2	0	0	0	5

## Possession Detail

	First Half		Second Half		Game	
	Visitor	Home	Visitor	Home	Visitor	Home
Largest Lead	14	0	16	0	16	0
Drives Leading	5	0	7	0	12	0
Time of Possession Leading	13:53	0:00	19:34	0:00	33:27	0:00
Largest Deficit	0	-14	0	-16	0	-16
Drives Trailing	0	4	0	6	0	10
Time of Possession Trailing	0:00	7:46	0:00	10:26	0:00	18:12
Times Score Tied Up		0		0		0
Lead Changes		1		0		1

# Playtime Percentage

*Percent of playtime per player on offense, defense and special teams*

Indianapolis Colts						Tennessee Titans					
		Offense	Defense	Special Teams				Offense	Defense	Special Teams	
A Castonzo	T	79 100%		6	20%	D Kelly	T	49 100%		3	10%
M Glowinski	G	79 100%		6	20%	J Kline	G	49 100%		3	10%
Q Nelson	G	79 100%		6	20%	T Lewan	T	49 100%		3	10%
E Boehm	G	79 100%				B Jones	C	49 100%			
A Luck	QB	79 100%				B Gabbert	QB	49 100%			
B Smith	G	79 100%				Q Spain	G	45 92%		3	10%
T Hilton	WR	64 81%				T Taylor	WR	43 88%			
M Mack	RB	53 67%				C Davis	WR	38 78%			
D Inman	WR	49 62%				M Pruitt	TE	29 59%		8	27%
C Rogers	WR	44 56%		7	23%	D Jennings	WR	28 57%		10	33%
Z Pascal	WR	43 54%		11	37%	D Henry	RB	26 53%			
M Alie-Cox	TE	39 49%				D Lewis	RB	24 49%			
E Ebron	TE	39 49%				A Firkser	TE	22 45%		10	33%
J Haeg	T	22 28%		6	20%	L Stocker	TE	20 41%		15	50%
N Hines	RB	14 18%		4	13%	T Sharpe	WR	7 14%			
J Wilkins	RB	13 16%		10	33%	A Pasztor	G	4 8%		3	10%
R Hewitt	TE	8 10%		13	43%	C Levin	C	4 8%		3	10%
R Grant	WR	7 9%		2	7%	C Batson	WR	4 8%		1	3%
P Desir	CB		49 100%	8	27%	K Byard	FS		79 100%	7	23%
M Hooker	FS		49 100%	3	10%	A Jackson	CB		79 100%	4	13%
D Leonard	LB		49 100%	3	10%	M Butler	CB		79 100%	4	13%
K Moore	CB		49 100%	3	10%	K Vaccaro	SS		79 100%		
M Hunt	DT		43 88%	14	47%	W Woodyard	LB		69 87%	1	3%
D Autry	DT		43 88%	7	23%	H Landry	LB		65 82%	7	23%
J Sheard	DE		42 86%	8	27%	D Jones	DE		62 78%	6	20%
A Walker	LB		37 76%	4	13%	D Morgan	LB		61 77%		
Q Wilson	CB		29 59%	10	33%	L Sims	CB		53 67%	15	50%
G Odum	FS		26 53%	8	27%	J Brown	LB		53 67%	5	17%
J Wilcox	SS		23 47%	6	20%	R Evans	LB		49 62%		
A Muhammad	DE		21 43%	15	50%	A Johnson	NT		42 53%	9	30%
T Lewis	DE		21 43%			D Kilgo	NT		28 35%	6	20%
M Adams	LB		14 29%	16	53%	B Logan	NT		24 30%	6	20%
M Mitchell	FS		14 29%			S Finch	LB		17 22%	7	23%
K Turay	DE		12 24%			K Correa	LB		16 20%	20	67%
Z Franklin	LB		6 12%	16	53%	M Dickerson	DE		14 18%		
G Stewart	NT		6 12%	14	47%	D Cruikshank	FS			27	90%
H Ridgeway	DT		6 12%			D Bates	LB			27	90%
C Milton	CB			24	80%	B Trawick	FS			27	90%
N Goode	LB			24	80%	K Lewis	FS			27	90%
N Hairston	CB			21	70%	W Compton	LB			17	57%
R Sanchez	P			17	57%	N Harris	LB			11	37%
C Moore	FS			15	50%	B Brinkley	LS			10	33%
L Rhodes	LS			10	33%	B Kern	P			10	33%
J Andrews	C			6	20%	J Kalu	CB			8	27%
A Vinatieri	K			6	20%	R Succop	K			6	20%

# 2018 TENNESSEE TITANS REGULAR SEASON STATISTICS

Won 9, Lost 7

Date	W-L	Score	OT	Opponent	Attendance
09/09	L	20-27		at Miami	65,184
09/16	W	20-17		Houston	62,372
09/23	W	9-6		at Jacksonville	64,015
09/30	W	26-23	OT	Philadelphia	69,013
10/07	L	12-13		at Buffalo	68,202
10/14	L	0-21		Baltimore	64,441
10/21	L	19-20		at L.A. Chargers	84,301
11/05	W	28-14		at Dallas	90,466
11/11	W	34-10		New England	69,363
11/18	L	10-38		at Indianapolis	57,401
11/26	L	17-34		at Houston	71,826
12/02	W	26-22		N.Y. Jets	60,904
12/06	W	30-9		Jacksonville	60,344
12/16	W	17-0		at N.Y. Giants	74,538
12/22	W	25-16		Washington	60,746
12/30	L	17-33		Indianapolis	68,978

Statistic	Tenn.	Opp.
<b>Total First Downs</b>	<b>289</b>	<b>298</b>
Rushing	106	98
Passing	156	182
Penalty	27	18
3rd Down: Made/Att	82/205	75/205
3rd Down Pct.	40.0	36.6
4th Down: Made/Att	7/12	11/20
4th Down Pct.	58.3	55.0
<b>Possession Avg.</b>	<b>29:28</b>	<b>30:32</b>
<b>Total Net Yards</b>	<b>4998</b>	<b>5334</b>
Avg. Per Game	312.4	333.4
Total Plays	938	1001
Avg. Per Play	5.3	5.3
<b>Net Yards Rushing</b>	<b>2023</b>	<b>1863</b>
Avg. Per Game	126.4	116.4
Total Rushes	454	429
<b>Net Yards Passing</b>	<b>2975</b>	<b>3471</b>
Avg. Per Game	185.9	216.9
Sacked/Yards Lost	47/280	39/248
Gross Yards	3255	3719
Att./Completions	437/293	533/337
Completion Pct.	67.0	63.2
Had Intercepted	12	11
<b>Punts/Average</b>	<b>75/46.4</b>	<b>71/46.1</b>
Net Punting Avg.	75/41.7	71/39.4
<b>Penalties/Yards</b>	<b>82/727</b>	<b>120/984</b>
<b>Fumbles/Ball Lost</b>	<b>18/6</b>	<b>14/6</b>
<b>Touchdowns</b>	<b>34</b>	<b>32</b>
Rushing	15	9
Passing	16	21
Returns	3	2

Score By Periods	Q1	Q2	Q3	Q4	OT	PTS
<b>Team</b>	<b>76</b>	<b>58</b>	<b>69</b>	<b>101</b>	<b>6</b>	<b>310</b>
<b>Opponents</b>	<b>70</b>	<b>105</b>	<b>63</b>	<b>62</b>	<b>3</b>	<b>303</b>

Scoring	TD	Rush	Rec	Ret	K-PAT	FG	S	PTS
Succop	0	0	0	0	28/31	26/30	0	106
Henry	12	12	0	0			0	72
C. Davis	4	0	4	0			0	24
J. Smith	3	0	3	0			0	18
D. Lewis	2	1	1	0			0	12
Mariota	2	2	0	0			0	12
Sharpe	2	0	2	0			0	12
Stocker	2	0	2	0			0	12
Brown	1	0	0	1			0	6
Butler	1	0	0	1			0	6
Cruikshank	1	0	1	0			0	6
Firkser	1	0	1	0			0	6
Jennings	1	0	0	1			0	6
Pruitt LG	1	0	1	0			0	6
Pruitt TM	1	0	1	0			0	6
Taylor	1	0	1	0			0	6
<b>Team</b>	<b>34</b>	<b>15</b>	<b>16</b>	<b>3</b>	<b>28/31</b>	<b>26/30</b>	<b>0</b>	<b>310</b>

**2-Pt Conv:** TM 0-1, OPP 0-0

**Sacks:** Casey 7, Brown 6, Landry 4.5, Woodyard 4.5, Ryan 4, Correa 3.5, Byard 2, Vaccaro 2, Finch 1.5, Orakpo 1.5, Butler 1, Johnson 1, D. Morgan 0.5, TM 39, OPP 47

**FUM/Lost:** Mariota 9/2, Jackson 3/1, Batson 1/0, C. Davis 1/0, Henry 1/1, D. Lewis 1/1, J. Smith 1/0, Taylor 1/1

Rushing	No.	Yds	Avg	Long	TD
Henry	215	1059	4.9	99t	12
D. Lewis	155	517	3.3	36	1
Mariota	64	357	5.6	27	2
C. Davis	6	55	9.2	39	0
Fluellen	4	16	4.0	13	0
Sharpe	1	16	16.0	16	0
McNichols LG	2	4	2.0	7	0
Jennings	1	2	2.0	2	0
Batson	1	1	1.0	1	0
Gabbert	6	0	0.0	1	0
Stocker	1	0	0.0	0	0
<b>Team</b>	<b>454</b>	<b>2023</b>	<b>4.5</b>	<b>99t</b>	<b>15</b>
<b>Opponents</b>	<b>429</b>	<b>1863</b>	<b>4.3</b>	<b>97t</b>	<b>9</b>

Receiving	No.	Yds	Avg	Long	TD
C. Davis	65	891	13.7	51	4
D. Lewis	59	400	6.8	37	1
Taylor	37	466	12.6	55	1
Sharpe	26	316	12.2	28	2
J. Smith	20	258	12.9	61t	3
Firkser	19	225	11.8	28	1
Stocker	15	165	11.0	31	2
Henry	15	99	6.6	21	0
Jennings	11	101	9.2	36	0
Pruitt LG	9	102	11.3	27	1
Pruitt TM	9	102	11.3	27	1
Batson	8	82	10.3	26	0
Walker	4	52	13.0	16	0
Matthews TM	3	11	3.7	4	0
Cruikshank	1	66	66.0	66t	1
Mariota	1	21	21.0	21	0
<b>Team</b>	<b>293</b>	<b>3255</b>	<b>11.1</b>	<b>66t</b>	<b>16</b>
<b>Opponents</b>	<b>337</b>	<b>3719</b>	<b>11.0</b>	<b>75t</b>	<b>21</b>

Interceptions	No.	Yds	Avg	Long	TD
Byard	4	1	0.3	1	0
Butler	3	90	30.0	56t	1
Jackson	2	7	3.5	7	0
Brown	1	22	22.0	22t	1
Vaccaro	1	0	0.0	0	0
<b>Team</b>	<b>11</b>	<b>120</b>	<b>10.9</b>	<b>56t</b>	<b>2</b>
<b>Opponents</b>	<b>12</b>	<b>219</b>	<b>18.3</b>	<b>54</b>	<b>1</b>

Punting	No.	Yds	Avg	Net	TB	In	Lg	B
Kern	74	3483	47.1	41.7	3	39	62	1
<b>Team</b>	<b>75</b>	<b>3483</b>	<b>46.4</b>	<b>41.7</b>	<b>3</b>	<b>39</b>	<b>62</b>	<b>1</b>
<b>Opponents</b>	<b>71</b>	<b>3275</b>	<b>46.1</b>	<b>39.4</b>	<b>12</b>	<b>27</b>	<b>68</b>	<b>0</b>

Punt Returns	Ret	FC	Yds	Avg	Long	TD
Jackson	16	9	148	9.3	26	0
Matthews TM	4	0	38	9.5	18	0
Williams TM	4	1	47	11.8	38	0
Batson	3	1	4	1.3	5	0
<b>Team</b>	<b>27</b>	<b>11</b>	<b>237</b>	<b>8.8</b>	<b>38</b>	<b>0</b>
<b>Opponents</b>	<b>33</b>	<b>16</b>	<b>296</b>	<b>9.0</b>	<b>51</b>	<b>0</b>

Kickoff Returns	No.	Yds	Avg	Long	TD
Jennings	22	698	31.7	94t	1
Cruikshank	1	39	39.0	39	0
<b>Team</b>	<b>23</b>	<b>737</b>	<b>32.0</b>	<b>94t</b>	<b>1</b>
<b>Opponents</b>	<b>25</b>	<b>696</b>	<b>27.8</b>	<b>102t</b>	<b>1</b>

Field Goals	1-19	20-29	30-39	40-49	50+
Succop	0/0	5/6	13/13	5/7	3/4
<b>Team</b>	<b>0/0</b>	<b>5/6</b>	<b>13/13</b>	<b>5/7</b>	<b>3/4</b>
<b>Opponents</b>	<b>0/0</b>	<b>6/6</b>	<b>8/9</b>	<b>8/8</b>	<b>4/6</b>

Succop: (47G,53G)(42G,31G)(39G,48N,36G,28G)(42G, 33G)(25G,54G,39G,50G)(28G,33G,51N)(28N)(33G, 31G)(42G)(31G)(24G,33G)(33G)(48N,22G)(42G,33G)(38G)  
 OPP: (27G,30G)(54N,34G)(46G,38G)(27G,30G,37G) (40G,46G)(29G,28G)(38N)(52G,52N)(22G)(43G,47G) (54G,34G,43G,39G,39G)(50G,40G,46G)(53G,25G)

Passing	Att	Cmp	Yds	Cmp%	Yds/Att	TD	TD%	Int	Int%	Long	Sack/Lost	Rating
Mariota	331	228	2528	68.9	7.64	11	3.3	8	2.4	61t	42/243	92.3
Gabbert	101	61	626	60.4	6.20	4	4.0	4	4.0	35	5/37	74.9
Henry	3	2	14	66.7	4.67	0	0.0	0	0.0	8	0/0	77.1
Byard	1	1	66	100.0	66.00	1	100.0	0	0.0	66t	0/0	158.3
Jennings	1	1	21	100.0	21.00	0	0.0	0	0.0	21	0/0	118.8
<b>Team</b>	<b>437</b>	<b>293</b>	<b>3255</b>	<b>67.0</b>	<b>7.45</b>	<b>16</b>	<b>3.7</b>	<b>12</b>	<b>2.7</b>	<b>66t</b>	<b>47/280</b>	<b>89.8</b>
<b>Opponents</b>	<b>533</b>	<b>337</b>	<b>3719</b>	<b>63.2</b>	<b>6.98</b>	<b>21</b>	<b>3.9</b>	<b>11</b>	<b>2.1</b>	<b>75t</b>	<b>39/248</b>	<b>88.4</b>





# **ABRIDGED HISTORY**

*Updated through December 30, 2018*

*The non-abridged history is available  
in the 2018 Titans Media Guide*

2018 SEASON (9-7 REGULAR SEASON, 0-0 PLAYOFFS) • 3RD PLACE AFC SOUTH

DATE	OPPONENT	SCORE	W/L	ATT
Sep. 9	at Miami	20-27	L	65,184
Sep. 16	HOUSTON	20-17	W	62,372
Sep. 23	at Jacksonville	9-6	W	64,015
Sep. 30	PHILADELPHIA	26-23*	W	69,013
Oct. 7	at Buffalo	12-13	L	68,202
Oct. 14	BALTIMORE	0-21	L	64,441
Oct. 21	at L.A. Chargers	19-20	L	84,301
Nov. 5	at Dallas	28-14	W	90,466
Nov. 11	NEW ENGLAND	34-10	W	69,363
Nov. 18	at Indianapolis	10-38	L	57,401
Nov. 26	at Houston	17-34	L	71,826
Dec. 2	N.Y. JETS	26-22	W	60,904
Dec. 6	JACKSONVILLE	30-9	W	60,344
Dec. 16	at N.Y. Giants	17-0	W	74,538
Dec. 22	WASHINGTON	25-16	W	60,746
Dec. 30	INDIANAPOLIS	17-33	L	68,978

\* Overtime

	TITANS	OPP
Total First Downs	289	298
Rushing	106	98
Passing	156	182
Penalty	27	18
3rd Down: Made/Att	82/205	75/205
3rd Down Pct.	40.0	36.6
4th Down: Made/Att	7/12	11/20
4th Down Pct.	58.3	55.0
Possession Avg.	29:28	30:02
Total Net Yards	4998	5334
Avg. Per Game	312.4	333.4
Total Plays	938	1001
Avg. Per Play	5.3	5.3
Net Yards Rushing	2023	1863
Avg. Per Game	126.4	116.4
Total Rushes	454	429
Net Yards Passing	2975	3471
Avg. Per Game	185.9	216.9
Sacked/Yards Lost	47/280	39/248
Gross Yards	3255	3719
Att./Completions	437/293	533/337
Completion Pct.	67.0	63.2
Had Intercepted	12	11
Punts/Average	75/46.4	71/46.1
Net Punting Avg.	75/41.7	71/39.4
Penalties/Yards	82/727	120/984
Fumbles/Ball Lost	18/6	14/6
Touchdowns	34	32
Rushing	15	9
Passing	16	21
Returns	3	2

BY PERIODS	1	2	3	4	OT	PTS
Team	76	58	69	101	6	310
Opponents	70	105	63	62	3	303

SCORING	TD	RU	PA	RT	PAT	FG	S	TP
Succop	0	0	0	0	28/31	26/30	0	106
Henry	12	12	0	0			0	72
C. Davis	4	0	4	0			0	24
J. Smith	3	0	3	0			0	18
D. Lewis	2	1	1	0			0	12
Mariota	2	2	0	0			0	12
Sharpe	2	0	2	0			0	12
Stocker	2	0	2	0			0	12
Brown	1	0	0	1			0	6
Butler	1	0	0	1			0	6
Cruikshank	1	0	1	0			0	6
Firkser	1	0	1	0			0	6
Jennings	1	0	0	1			0	6
Pruitt LG	1	0	1	0			0	6
Pruitt TM	1	0	1	0			0	6
Taylor	1	0	1	0			0	6
Team	34	15	16	3	28/31	26/30	0	310
Opponents	32	9	21	2	31/32	26/29	1	303

2-Pt Conversions: TM 0-1, OPP 0-0

FUM/Lost: Mariota 9/2, Jackson 3/1, Batson 1/0, C. Davis 1/0, Henry 1/1, D. Lewis 1/1, J. Smith 1/0, Taylor 1/1

RUSHING	No	Yds	Avg	Lg	TD
Henry	215	1059	4.9	99t	12
D. Lewis	155	517	3.3	36	1
Mariota	64	357	5.6	27	2
Davis	6	55	9.2	39	0

PASSING	Att	Cmp	Pct	Yards	Yds/Att	TD	Int	Lg	Sk/Yds	Rating
Mariota	331	228	68.9	2528	7.64	11	8	61t	42/243	92.3
Gabbert	101	61	60.4	626	6.20	4	4	35	5/37	74.9
Henry	3	2	66.7	14	4.67	0	0	8	0/0	77.1
Byard	1	1	100.0	66	66.00	1	0	66t	0/0	158.3
Jennings	1	1	100.0	21	21.00	0	0	21	0/0	118.8
Team	437	293	67.0	3255	7.45	16	12	66t	47/280	89.8
Opponents	533	337	63.2	3719	6.98	21	11	75t	39/248	88.4

Fluellen	4	16	4.0	13	0
Sharpe	1	16	16.0	16	0
McNichols LG	2	4	2.0	7	0
Jennings	1	2	2.0	2	0
Batson	1	1	1.0	1	0
Gabbert	6	0	0.0	1	0
Stocker	1	0	0.0	0	0
Team	454	2023	4.5	99t	15
Opponents	429	1863	4.3	97t	9

RECEIVING	No	Yds	Avg	Lg	TD
C. Davis	65	891	13.7	51	4
D. Lewis	59	400	6.8	37	1
Taylor	37	466	12.6	55	1
Sharpe	26	316	12.2	28	2
J. Smith	20	258	12.9	61t	3
Firkser	19	225	11.8	28	1
Stocker	15	165	11.0	31	2
Henry	15	99	6.6	21	0
Jennings	11	101	9.2	36	0
Pruitt LG	9	102	11.3	27	1
Pruitt TM	9	102	11.3	27	1
Batson	8	82	10.3	26	0
Walker	4	52	13.0	16	0
Matthews TM	3	11	3.7	4	0
Cruikshank	1	66	66.0	66t	1
Mariota	1	21	21.0	21	0
Team	293	3255	11.1	66t	16
Opponents	337	3719	11.0	75t	21

INTERCEPTIONS	No	Yds	Avg	Lg	TD
Byard	4	1	0.3	1	0
Butler	3	90	30.0	56t	1
Jackson	2	7	3.5	7	0
Brown	1	22	22.0	22t	1
Vaccaro	1	0	0.0	0	0
Team	11	120	10.9	56t	2
Opponents	12	219	18.3	54	1

PUNTING	No	Yds	Avg	Net TB	In	Lg	B
Kern	74	3483	47.1	41.7	3	39	62
Team	75	3483	46.4	41.7	3	39	62
Opponents	71	3275	46.1	39.4	12	27	68

PUNT RETURNS	No	FC	Yds	Avg	Lg	TD
Jackson	16	9	148	9.3	26	0
Matthews TM	4	0	38	9.5	18	0
Williams TM	4	1	47	11.8	38	0
Batson	3	1	4	1.3	5	0
Team	27	11	237	8.8	38	0
Opponents	33	16	296	9.0	51	0

KICKOFF RETURNS	No	Yds	Avg	Lg	TD
Jennings	22	698	31.7	94t	1
Cruikshank	1	39	39.0	39	0
Team	23	737	32.0	94t	1
Opponents	25	696	27.8	102t	1

FIELD GOALS	1-19	20-29	30-39	40-49	50+
Succop	0/0	5/6	13/13	5/7	3/4
Team	0/0	5/6	13/13	5/7	3/4
Opponents	0/0	6/6	8/9	8/8	4/6

TEAM/Succop: (47G,53G)(42G,31G)(39G,48N,36G,28G)(42G,33G)(25G,54G,39G,50G)(28G,33G,51N)(28N)(33G, 31G) (42G)(31G)(24G,33G)(33G)(48N,22G)(42G,33G) (38G) OPP: (27G,30G)(54N,34G)(46G,38G)(27G,30G,37G) (40G,46G)(29G,28G)(38N)(52G,52N)(22G)(43G,47G) (54G,34G,43G,39G,39G)(50G,40G,46G)(53G,25G)

SACKS  
Casey 7, Brown 6, Landry 4.5, Woodyard 4.5, Ryan 4, Correa 3.5, Byard 2, Vaccaro 2, Finch 1.5, Orakpo 1.5, Butler 1, Johnson 1, D. Morgan 0.5  
Titans 39, Opponents 47

TACKLES (Solo-Assists-Total)  
Woodyard (124-85-39), Brown (107-76-31), Byard (96-64-32), Ryan (85-54-31), Casey (72-46-26), Vaccaro (70-45-25), Jackson (69-62-7), Evans (63-42-21), Butler (56-49-7), Landry (46-26-20), Orakpo (40-24-16), Jones (39-19-20), Morgan (37-25-12), Lewis (28-19-9), Correa (27-17-10), Johnson (25-16-9), Finch (22-16-6), Sims (21-15-6), Logan (16-8-8), Compton (11-7-4), Bates (6-3-3), Kilgo (5-3-2), Dickerson (3-2-1), Cruikshank (2-2-0), Wallace (1-0-1)

USUAL STARTING LINEUP	
OFFENSE	
WR	Corey Davis (84)
TE	Jonnu Smith (81)
LT	Taylor Lewan (77)
LG	Quinton Spain (67)
C	Ben Jones (60)
RG	Josh Kline (64)
RT	Jack Conklin (78)
TE	Luke Stocker (88)
WR	Tajae Sharpe (19)
QB	Marcus Mariota (8)
RB	Derrick Henry (22)
DEFENSE	
DE	DaQuan Jones (90)
NT	Austin Johnson (94)
DT	Jurrell Casey (99)
OLB	Derrick Morgan (91)
ILB	Wesley Woodyard (59)
ILB	Jayon Brown (55)/Rashaan Evans (54)
OLB	Brian Orakpo (98)
CB	Logan Ryan (26)/Adoree' Jackson (25)
SS	Kenny Vaccaro (24)
FS	Kevin Byard (31)
CB	Malcolm Butler (21)

SPECIALISTS	
K	Ryan Succop (4)
P	Brett Kern (6)
PR	Adoree' Jackson (25)
KR	Darius Jennings (15)

Pro Bowl [All-Pro](#)

GM: Jon Robinson; Head Coach: Mike Vrabel  
Asst. Coaches: Matt LaFleur (off. coordinator), Dean Pees (def. coordinator), Craig Aukerman (ST), Brian Bell (strength and conditioning assist.), Scott Booker (def. assist.), Shane Bowen (OLB), Keith Carter (OL), Kerry Coombs (second-ary), Ryan Crow (def. assist.), Tony Dews (RB), Matt Edwards (assist. ST), Chandler Henley (quality control), Tom Kanavy (strength and conditioning), Tyrone McKenzie (ILB), Rob Moore (WR), Pat O'Hara (QB), Matt Pees (quality control), Taylor Porter (strength and conditioning assist.), Arthur Smith (TE), Luke Steckel (off. assist.), Mike Sullivan (off. assist.), Terrell Williams (DL)

AMERICAN FOOTBALL CONFERENCE STANDINGS				
AFC EAST	W	L	T	Pct
New England	11	5	0	.688
Miami	7	9	0	.438
Buffalo	6	10	0	.375
New York Jets	4	12	0	.250
AFC NORTH	W	L	T	Pct
Baltimore	10	6	0	.625
Pittsburgh	9	6	1	.594
Cleveland	7	8	1	.469
Cincinnati	6	10	0	.375
AFC SOUTH	W	L	T	Pct
Houston	11	5	0	.688
* Indianapolis	10	6	0	.625
Tennessee	9	7	0	.563
Jacksonville	5	11	0	.313
AFC WEST	W	L	T	Pct
Kansas City	12	4	0	.750
* Los Angeles Chargers	12	4	0	.750
Denver	6	10	0	.375
Oakland	4	12	0	.250

NATIONAL FOOTBALL CONFERENCE STANDINGS				
NFC EAST	W	L	T	Pct
Dallas	10	6	0	.625
* Philadelphia	9	7	0	.563
Washington	7	9	0	.438
New York Giants	5	11	0	.313
NFC NORTH	W	L	T	Pct
Chicago	12	4	0	.750
Minnesota	8	7	1	.531
Green Bay	6	9	1	.406
Detroit	6	10	0	.375
NFC SOUTH	W	L	T	Pct
New Orleans	13	3	0	.813
Atlanta	7	9	0	.438
Carolina	7	9	0	.438
Tampa Bay	5	11	0	.313
NFC WEST	W	L	T	Pct
Los Angeles Rams	13	3	0	.813
* Seattle	10	6	0	.625
San Francisco	4	12	0	.250
Arizona	3	13	0	.188

\* Wild Card for Playoffs

2017 SEASON (9-7 REGULAR SEASON, I-1 PLAYOFFS) • 2ND PLACE AFC SOUTH

DATE	OPPONENT	SCORE	W/L	ATT
Sep. 10	OAKLAND	16-26	L	69,089
Sep. 17	at Jacksonville	37-16	W	61,709
Sep. 24	SEATTLE	33-27	W	69,127
Oct. 1	at Houston	14-57	L	71,804
Oct. 8	at Miami	10-16	L	65,135
Oct. 16	INDIANAPOLIS	36-22	W	63,888
Oct. 22	at Cleveland	12-9*	W	59,061
Nov. 5	BALTIMORE	23-20	W	67,322
Nov. 12	CINCINNATI	24-20	W	67,432
Nov. 16	at Pittsburgh	17-40	L	60,703
Nov. 26	at Indianapolis	20-16	W	62,207
Dec. 3	HOUSTON	24-13	W	62,758
Dec. 10	at Arizona	7-12	L	64,153
Dec. 17	at San Francisco	23-25	L	70,133
Dec. 24	L.A. RAMS	23-27	L	60,097
Dec. 31	JACKSONVILLE	15-10	W	65,501
Jan. 6	at Kansas City	22-21	W	73,319
Jan. 13	at New England	14-35	L	65,878

\* Overtime

	TITANS	OPP
Total First Downs	290	323
Rushing	97	68
Passing	157	231
Penalty	36	24
3rd Down: Made/Att	71/202	78/214
3rd Down Pct.	35.1	36.4
4th Down: Made/Att	5/10	10/16
4th Down Pct.	50.0	62.5
Possession Avg.	29:51	30:09
Total Net Yards	5024	5248
Avg. Per Game	314.0	328.0
Total Plays	974	1046
Avg. Per Play	5.2	5.0
Net Yards Rushing	1833	1420
Avg. Per Game	114.6	88.8
Total Rushes	443	398
Net Yards Passing	3191	3828
Avg. Per Game	199.4	239.3
Sacked/Yards Lost	35/203	43/272
Gross Yards	3394	4100
Att./Completions	496/306	605/369
Completion Pct.	61.7	61.0
Had Intercepted	17	12
Punts/Average	75/49.7	75/48.2
Net Punting Avg.	75/44.6	75/42.8
Penalties/Yards	85/785	119/942
Fumbles/Ball Lost	10/8	23/9
Touchdowns	33	36
Rushing	18	5
Passing	14	27
Returns	1	4

BY PERIODS	1	2	3	4	OT	PTS
Team	52	103	91	85	3	334
Opponents	71	98	49	138	0	356

SCORING	TD	RU	PA	RT	PAT	FG	S	TP
Succop	0	0	0	0	31/33	35/42	0	136
Murray	7	6	1	0			0	42
Henry	6	5	1	0			0	36
Mariota	5	5	0	0			0	30
Matthews	4	0	4	0			0	24
Walker	4	1	3	0			0	24
J. Smith	2	0	2	0			0	12
Decker	1	0	1	0			0	6
Fowler	1	1	0	0			0	6
Supernaw	1	0	1	0			0	6
Taylor	1	0	1	0			0	6
Woodyard	1	0	0	1			0	6
Team	33	18	14	1	31/33	35/42	0	334
Opponents	36	5	27	4	29/34	37/41	0	356

2-Pt Conversions: TM 0-0, OPP 0-2

FUM/Lost: Cassel 2/2, Walker 2/2, Mariota 2/1, Davis 1/1, Jackson 1/1, Murray 1/1, Henry 1/0

RUSHING	No	Yds	Avg	Lg	TD
Henry	176	744	4.2	75t	5
Murray	184	659	3.6	75t	6
Mariota	60	312	5.2	34t	5
Jackson	5	55	11.0	20	0
Taylor	8	43	5.4	17	0

PASSING	Att	Cmp	Pct	Yards	Yds/Att	TD	Int	Lg	Sk/Yds	Rating
Mariota	453	281	62.0	3232	7.13	13	15	75t	27/173	79.3
Cassel	42	25	59.5	162	3.86	1	2	17	8/30	55.9
Decker	1	0	0.0	0	0.00	0	0	---	0/0	39.6
Team	496	306	61.7	3394	6.84	14	17	75t	35/203	77.1
Opponents	605	369	61.0	4100	6.78	27	12	80t	43/272	87.8

Fluellen	4	21	5.3	10	0
Fowler	2	4	2.0	3t	1
Weems	1	0	0.0	0	0
Walker	2	-2	-1.0	1t	1
Matthews	1	-3	-3.0	-3	0
Team	443	1833	4.1	75t	18
Opponents	398	1420	3.6	34	5

RECEIVING	No	Yds	Avg	Lg	TD
Walker	74	807	10.9	42	3
Decker	54	563	10.4	29	1
Matthews	53	795	15.0	75t	4
Murray	39	266	6.8	18	1
Davis	34	375	11.0	37	0
J. Smith	18	157	8.7	32t	2
Taylor	16	231	14.4	53t	1
Henry	11	136	12.4	66t	1
Supernaw	4	39	9.8	20	1
Stockert	1	12	12.0	12	0
Douglas	1	8	8.0	8	0
Weems	1	5	5.0	5	0
Team	306	3394	11.1	75t	14
Opponents	369	4100	11.1	80t	27

INTERCEPTIONS	No	Yds	Avg	Lg	TD
Byard	8	130	16.3	33	0
T. Smith	1	14	14.0	14	0
Searcy	1	8	8.0	8	0
Riley	1	2	2.0	2	0
Sims	1	0	0.0	0	0
Team	12	154	12.8	33	0
Opponents	17	262	15.4	41	2

PUNTING	No	Yds	Avg	Net	TB	In	Lg	B
Kern	75	3728	49.7	44.6	5	28	74	0
Team	75	3728	49.7	44.6	5	28	74	0
Opponents	75	3617	48.2	42.8	5	21	64	0

PUNT RETURNS	No	FC	Yds	Avg	Lg	TD
Jackson	34	9	290	8.5	46	0
Weems	2	0	15	7.5	13	0
Team	36	9	305	8.5	46	0
Opponents	41	9	286	7.0	23	0

KICKOFF RETURNS	No	Yds	Avg	Lg	TD
Jackson	25	578	23.1	57	0
Weems	2	18	9.0	18	0
Decker	1	22	22.0	22	0
Team	28	618	22.1	57	0
Opponents	32	750	23.4	60	0

FIELD GOALS	1-19	20-29	30-39	40-49	50+
Succop	0/0	10/10	7/7	16/20	2/5
Team	0/0	10/10	7/7	16/20	2/5
Opponents	0/0	9/10	7/8	14/16	7/7

TEAM/Succop: (23G,26G,52G,52N) (40G,41G,26G) (24G,37G,47G,35G) () (45G)(48G,32G,40G,48G,23G) (43G,23G,46G,53N,47G) (48G) (48N,44G) (48B,44G)(29G,45G) (40N,43G) (58N) (40G,31G,50G) (25G,37G,45N,27G) (25G,39G,38G)  
OPP: (20G,52G,52G,43G) (43G) () (50G,40G,33G) (41G) (36G,25G,52G)(31G,47G,54G) (30G,49G) () (41G,28G,50G,26G) (26G,28G,42G)(23G,48N,27N,42G) (47G,23G,40N,32G,35G) (38G,48G,28G,50G,48G,45G) (36N) (41G)

SACKS  
Morgan 7.5, Orakpo 7, Casey 6, Woodyard 5, Walden 4, D. Jones 3.5, Williamson 3, Brown 1.5, Klug 1.5, Cyprien 1, A. Johnson 1, King 1, (group) 1,  
Titans 43, Opponents 35

TACKLES (Solo-Assists-Total)  
Woodyard (104-68-172), Williamson (70-55-125), Byard (64-23-87), Ryan (54-19-73), Casey (60-12-72), Jackson (58-9-67), Brown (42-25-67), Cyprien (46-19-65), Orakpo (39-21-60), Walden (29-15-44), Morgan (23-17-40), Jones (24-12-36), Sims (28-5-33), Johnson (20-12-32), Searcy (22-5-27), Williams (16-10-26), Klug (15-11-26), Riley (8-5-13), Smith (10-1-11), Dodd (7-4-11), McCain (7-4-11), King (3-1-4), Palmer (1-2-3)  
Team Totals: 750-355-1,105

USUAL STARTING LINEUP

OFFENSE  
WR Rishard Matthews (18)  
TE Delanie Walker (82)  
LT Taylor Lewan (77)  
LG Quinton Spain (67)  
C Ben Jones (60)  
RG Josh Kline (64)  
RT Jack Conklin (78)  
TE Jonnu Smith (81)  
WR Corey Davis (84)/Eric Decker (87)  
QB Marcus Mariota (8)  
RB DeMarco Murray (29)  
  
DEFENSE  
DE DaQuan Jones (90)  
NT Sylvester Williams (96)  
DT Jurrell Casey (99)  
OLB Derrick Morgan (91)  
ILB Wesley Woodyard (59)  
ILB Avery Williamson (54)  
OLB Brian Orakpo (98)  
CB Logan Ryan (26)  
SS Johnathan Cyprien (37)/Da'Norris Searcy (21)  
FS Kevin Byard (31)  
CB Adoree' Jackson (25)

SPECIALISTS  
K Ryan Succop (4)  
P Brett Kern (6)  
KR/PR Adoree' Jackson (25)  
ST Brynden Trawick (41)

Pro Bowl All-Pro

GM: Jon Robinson; Head Coach: Mike Mularkey  
Asst. Coaches: Dick LeBeau (asst. HC/def. coord.), Terry Robiskie (off. coord.), Craig Aukerman (asst. ST), Brandon Blaney (def. asst.), Sylvester Croom (RB), Nick Eason (DL), Russ Grimm (OL), Steve Hoffman (ST), Frisman Jackson (WR), Steve Jackson (asst. secondary), Tom Kanavy (asst. strength and cond.), Jason Michael (QB), Taylor Porter (strength and cond. asst.), Arthur Smith (TE), Lou Spanos (LB), Luke Steckel (asst. WR), Mike Sullivan (asst. OL), Deshaea Townsend (secondary), Steve Watterson (asst. HC/ strength and cond.), Keith Willis (asst. DL)

AMERICAN FOOTBALL CONFERENCE STANDINGS

AFC EAST	W	L	T	Pct
New England	13	3	0	.813
* Buffalo	9	7	0	.563
Miami	6	10	0	.375
New York Jets	5	11	0	.313
AFC NORTH	W	L	T	Pct
Pittsburgh	13	3	0	.813
Baltimore	9	7	0	.563
Cincinnati	7	9	0	.438
Cleveland	0	16	0	.000
AFC SOUTH	W	L	T	Pct
Jacksonville	10	6	0	.625
* Tennessee	9	7	0	.563
Indianapolis	4	12	0	.250
Houston	4	12	0	.250
AFC WEST	W	L	T	Pct
Kansas City	10	6	0	.625
Los Angeles Chargers	9	7	0	.563
Oakland	6	10	0	.375
Denver	5	11	0	.313

NATIONAL FOOTBALL CONFERENCE STANDINGS

NFC EAST	W	L	T	Pct
Philadelphia	13	3	0	.813
Dallas	9	7	0	.563
Washington	7	9	0	.438
New York Giants	3	13	0	.188
NFC NORTH	W	L	T	Pct
Minnesota	13	3	0	.813
Detroit	9	7	0	.563
Green Bay	7	9	0	.438
Chicago	5	11	0	.313
NFC SOUTH	W	L	T	Pct
New Orleans	11	5	0	.688
* Carolina	11	5	0	.688
* Atlanta	10	6	0	.625
Tampa Bay	5	11	0	.313
NFC WEST	W	L	T	Pct
Los Angeles Rams	11	5	0	.688
Seattle	9	7	0	.563
Arizona	8	8	0	.500
San Francisco	6	10	0	.375

\* Wild Card for Playoffs

2016 SEASON (9-7 REGULAR SEASON, 0-0 PLAYOFFS) • 2ND PLACE AFC SOUTH

DATE	OPPONENT	SCORE	W/L	ATT
Sep. 11	MINNESOTA	16-25	L	63,816
Sep. 18	at Detroit	16-15	W	58,466
Sep. 25	OAKLAND	10-17	L	62,370
Oct. 2	at Houston	20-27	L	71,815
Oct. 9	at Miami	30-17	W	64,425
Oct. 16	CLEVELAND	28-26	W	60,897
Oct. 23	INDIANAPOLIS	26-34	L	65,470
Oct. 27	JACKSONVILLE	36-22	W	61,619
Nov. 6	at San Diego	35-43	L	52,281
Nov. 13	GREEN BAY	47-25	W	69,116
Nov. 20	at Indianapolis	17-24	L	65,048
Nov. 27	at Chicago	27-21	W	59,494
Dec. 11	DENVER	13-10	W	68,780
Dec. 18	at Kansas City	19-17	W	68,084
Dec. 24	at Jacksonville	17-38	L	59,621
Jan. 1	HOUSTON	24-17	W	65,205

	TITANS	OPP
Total First Downs	322	324
Rushing	115	70
Passing	175	227
Penalty	32	27
3rd Down: Made/Att	100/217	77/210
3rd Down Pct.	46.1	36.7
4th Down: Made/Att	4/11	12/22
4th Down Pct.	36.4	54.5
Possession Avg.	30:32	29:28
Total Net Yards	5728	5720
Avg. Per Game	358.0	357.5
Total Plays	1008	1031
Avg. Per Play	5.7	5.5
Net Yards Rushing	2187	1413
Avg. Per Game	136.7	88.3
Total Rushes	476	356
Net Yards Passing	3541	4307
Avg. Per Game	221.3	269.2
Sacked/Yards Lost	28/179	40/278
Gross Yards	3720	4585
Att./Completions	504/307	635/388
Completion Pct.	60.9	61.1
Had Intercepted	11	12
Punts/Average	77/44.2	72/46.7
Net Punting Avg.	77/38.6	72/40.9
Penalties/Yards	110/1012	137/1191
Fumbles/Ball Lost	17/7	12/6
Touchdowns	46	43
Rushing	16	10
Passing	29	25
Returns	1	8

BY PERIODS	1	2	3	4	OT	PTS
Team	77	149	59	96	0	381
Opponents	97	95	75	111	0	378

SCORING	TD	RU	PA	RT	PAT	FG	S	TP
Succop	0	0	0	0	39/41	22/24	0	105
Murray	12	9	3	0	0	0	0	72
Matthews	9	0	9	0	0	0	0	54
Walker	7	0	7	0	0	0	0	42
Henry	5	5	0	0	0	0	0	30
Wright	3	0	3	0	0	0	0	18
Fasano	2	0	2	0	0	0	0	12
An. Johnson	2	0	2	0	0	0	0	12
Mariota	2	2	0	0	0	0	0	12
Sharpe	2	0	2	0	0	0	0	12
D. Jones	1	0	0	1	0	0	0	6
Lewan	1	0	1	0	0	0	0	6
Team	46	16	29	1	39/41	22/24	0	381
Opponents	43	10	25	8	35/40	27/32	1	378

2-Pt Conversions: TM 0-5, OPP 1-3

FUM/Lost: Mariota 9/5, Murray 3/1, Mariani 2/0, Cassel 1/0, Matthews 1/1, Walker 1/0

RUSHING	No	Yds	Avg	Lg	TD
Murray	293	1287	4.4	75t	9
Henry	110	490	4.5	22	5
Mariota	60	349	5.8	41	2
Andrews	2	15	7.5	9	0
Mariani	1	15	15.0	15	0
Wright	1	15	15.0	15	0
Walker	2	11	5.5	8	0
Cassel	4	3	0.8	3	0
Fowler	1	3	3.0	3	0
Sharpe	1	1	1.0	1	0
Blake	1	-2	-2.0	-2	0
Team	476	2187	4.6	75t	16
Opponents	356	1413	4.0	68t	10

PASSING	Att	Cmp	Pct	Yards	Yds/Att	TD	Int	Lg	Sk/Yds	Rating
Mariota	451	276	3426	61.2	7.60	26	9	60	23/156	95.6
Cassel	51	30	284	58.8	5.57	2	2	50	5/23	71.0
Murray	2	1	10	50.0	5.00	1	0	10t	0/0	104.2
Team	504	307	3720	60.9	7.38	29	11	60	28/179	93.7
Opponents	635	388	4585	61.1	7.22	25	12	58	40/278	88.3

RECEIVING	No	Yds	Avg	Lg	TD
Matthews	65	945	14.5	60	9
Walker	65	800	12.3	47	7
Murray	53	377	7.1	35	3
Sharpe	41	522	12.7	34t	2
Wright	29	416	14.3	48t	3
Douglas	15	210	14.0	35	0
Henry	13	137	10.5	29	0
An. Johnson	9	85	9.4	20	2
Fasano	8	83	10.4	17	2
Supernaw	4	62	15.5	30	0
Amaro	3	59	19.7	26	0
Fowler	1	14	14.0	14	0
Lewan	1	10	10.0	10t	1
Team	307	3720	12.1	60	29
Opponents	388	4585	11.8	58	25

INTERCEPTIONS	No	Yds	Avg	Lg	TD
Cox	3	3	1.0	3	0
McCain	2	33	16.5	33	0
McCourtly	2	7	3.5	6	0
Woodyard	1	21	21.0	21	0
Stafford	1	4	4.0	4	0
Searcy	1	0	0.0	0	0
Sims	1	0	0.0	0	0
Williamson	1	0	0.0	0	0
Team	12	68	5.7	33	0
Opponents	11	203	18.5	77t	3

PUNTING	No	Yds	Avg	Net	TB	In	Lg	B
Kern	77	3402	44.2	38.6	4	32	71	0
Team	77	3402	44.2	38.6	4	32	71	0
Opponents	72	3360	46.7	40.9	9	22	72	0

PUNT RETURNS	No	FC	Yds	Avg	Lg	TD
Mariani	29	22	235	8.1	18	0
Blake	1	0	1	1.0	1	0
Team	30	22	236	7.9	18	0
Opponents	36	27	347	9.6	74t	2

KICKOFF RETURNS	No	Yds	Avg	Lg	TD
Mariani	26	560	21.5	37	0
Andrews	4	37	9.3	17	0
Wright	3	32	10.7	15	0
Team	33	629	19.1	37	0
Opponents	21	462	22.0	61	0

FIELD GOALS	1-19	20-29	30-39	40-49	50+
Succop	1/1	4/4	6/6	8/8	3/5
Team	1/1	4/4	6/6	8/8	3/5
Opponents	0/0	7/7	9/10	6/9	5/6

TEAM/Succop: (28G) (51N,46G) (34G) (48G,26G) (40G) (58N) (48G,44G) (32G,22G,33G) () (51G,23G) (47G) (19G,31G) (53G,41G) (39G,53G) (42G) (35G)  
OPP: (37N,56N,50G,33G,45G,30G) (42G,27G) (52G) (53G,48N,45G) (24G) (45G,37G) (28G,33G) () (32G,23G,36G) (29G,38G) (42N,49G) () (34G) (34G) (29G,48G,56G,50G) (45N,26G)

SACKS  
Orakpo 10.5, Morgan 9, Casey 5, Spence 3, Williamson 2, Woodyard 2, D. Jones 1.5, Klug 1.5, Byard 1, Dodd 1, Stafford 1, Wallace 1, (team) 1, Au. Johnson 0.5  
Titans 40, Opponents 28

TACKLES (Solo-Assists-Total)  
Williamson (76-73-149), Woodyard (52-36-88), Spence (41-36-77), McCourtly (56-8-64), Byard (42-21-63), Stafford (42-16-58), Orakpo (40-15-55), Searcy (39-12-51), Casey (38-13-51), Morgan (29-21-50), R. Johnson (33-15-48), McCain (37-7-44), Blake (32-5-37), Cox (33-3-36), Jones (18-11-29), Klug (14-11-25), Sims (17-1-18), Woods (11-6-17), Bass (8-8-16), Au. Johnson (13-2-15), Wallace (9-6-15), Blackson (7-7-14), Dodd (6-3-9), Palmer (2-0-2), An. Woods (2-0-2), Abdesmad (1-0-1), Reed (1-0-1), Team (1-0-1)  
Team Totals: 700-336-1,036

USUAL STARTING LINEUP

OFFENSE  
WR Rishard Matthews (18)  
TE Delanie Walker (82)  
LT Taylor Lewan (77)  
LG Quinton Spain (67)  
C Ben Jones (60)  
RG Josh Kline (64)  
RT Jack Conklin (78)  
TE Anthony Fasano (80)  
WR Tajae Sharpe (19)  
QB Marcus Mariota (8)  
RB DeMarco Murray (29)

DEFENSE  
DE DaQuan Jones (90)  
NT Al Woods (96)  
DT Jurrell Casey (99)  
OLB Derrick Morgan (91)/David Bass (51)  
ILB Wesley Woodyard (59)/Sean Spence (55)  
ILB Avery Williamson (54)  
OLB Brian Orakpo (98)  
CB Jason McCourtly (30)  
SS Da'Norris Searcy (21)  
FS Rashad Johnson (25)/Kevin Byard (31)/Daimion Stafford (24)  
CB Brice McCain (23)/Perrish Cox (20)

SPECIALISTS  
K Ryan Succop (4)  
P Brett Kern (6)  
KR/PR Marc Mariani (87)

Pro Bowl All-Pro

GM: Jon Robinson; Head Coach: Mike Mularkey  
Asst. Coaches: Dick LeBeau (asst. HC/def. coord.), Terry Robiskie (off. coord.), Bobby April (ST coord.), Brandon Blaney (def. asst.), Bob Bratkowski (WR), Sylvester Croom (RB), Nick Eason (DL), Russ Grimm (OL), Steve Hoffman (ST asst.), Steve Jackson (asst. secondary), Jason Michael (QB), Arthur Smith (TE), Lou Spanos (LB), Luke Steckel (off. asst.), Mike Sullivan (asst. OL), Deshea Townsend (second-ary), Jason Tucker (asst. WR), Steve Watterson (asst. HC/ strength and cond.), Keith Willis (asst. DL)  
\* April - special teams coordinator first four games; Hoffman - special teams assistant first four games, special teams co-ordinator final 12 games

AMERICAN FOOTBALL CONFERENCE STANDINGS

AFC EAST	W	L	T	Pct
New England	14	2	0	.875
* Miami	10	6	0	.625
Buffalo	7	9	0	.438
New York Jets	5	11	0	.313
AFC NORTH	W	L	T	Pct
Pittsburgh	11	5	0	.688
Baltimore	8	8	0	.500
Cincinnati	6	9	1	.406
Cleveland	1	15	0	.063
AFC SOUTH	W	L	T	Pct
Houston	9	7	0	.563
Tennessee	9	7	0	.563
Indianapolis	8	8	0	.500
Jacksonville	3	13	0	.188
AFC WEST	W	L	T	Pct
Kansas City	12	4	0	.750
* Oakland	12	4	0	.750
Denver	9	7	0	.563
San Diego	5	11	0	.313

NATIONAL FOOTBALL CONFERENCE STANDINGS

NFC EAST	W	L	T	Pct
Dallas	13	3	0	.813
* New York Giants	11	5	0	.688
Washington	8	7	1	.531
Philadelphia	7	9	0	.438
NFC NORTH	W	L	T	Pct
Green Bay	10	6	0	.625
* Detroit	9	7	0	.563
Minnesota	8	8	0	.500
Chicago	3	13	0	.188
NFC SOUTH	W	L	T	Pct
Atlanta	11	5	0	.688
Tampa Bay	9	7	0	.563
New Orleans	7	9	0	.438
Carolina	6	10	0	.375
NFC WEST	W	L	T	Pct
Seattle	10	5	1	.656
Arizona	7	8	1	.469
Los Angeles	4	12	0	.250
San Francisco	2	14	0	.125

\* Wild Card for Playoffs



# 2015 SEASON (3-13 REGULAR SEASON, 0-0 PLAYOFFS) • 4TH PLACE AFC SOUTH

DATE	OPPONENT	SCORE	W/L	ATT
Sep. 13	at Tampa Bay	W 42-14		63,945
Sep. 20	at Cleveland	L 14-28		67,431
Sep. 27	INDIANAPOLIS	L 33-35		65,920
Oct. 11	BUFFALO	L 13-14		65,670
Oct. 18	MIAMI	L 10-38		62,342
Oct. 25	ATLANTA	L 7-10		63,329
Nov. 1	at Houston	L 6-20		71,630
Nov. 8	at New Orleans	W 34-28*		73,075
Nov. 15	CAROLINA	L 10-27		63,591
Nov. 19	at Jacksonville	L 13-19		60,121
Nov. 29	OAKLAND	L 21-24		58,075
Dec. 6	JACKSONVILLE	W 42-39		57,355
Dec. 13	at New York Jets	L 8-30		78,160
Dec. 20	at New England	L 16-33		66,829
Dec. 27	HOUSTON	L 6-34		62,153
Jan. 3	at Indianapolis	L 24-30		65,733

\* Overtime

	TITANS	OPP
<b>Total First Downs</b>	<b>298</b>	<b>317</b>
Rushing	66	101
Passing	195	192
Penalty	37	24
3rd Down: Made/Att	64/201	92/216
3rd Down Pct.	31.8	42.6
4th Down: Made/Att	7/15	4/12
4th Down Pct.	46.7	33.3
<b>Possession Avg.</b>	<b>29:25</b>	<b>30:35</b>
<b>Total Net Yards</b>	<b>4988</b>	<b>5475</b>
Avg. Per Game	311.8	342.2
Total Plays	976	1003
Avg. Per Play	5.1	5.5
<b>Net Yards Rushing</b>	<b>1485</b>	<b>1797</b>
Avg. Per Game	92.8	112.3
Total Rushes	371	462
<b>Net Yards Passing</b>	<b>3503</b>	<b>3678</b>
Avg. Per Game	218.9	229.9
Sacked/Yards Lost	54/390	39/271
Gross Yards	3893	3949
Att./Completions	551/342	502/319
Completion Pct.	62.1	63.5
Had Intercepted	17	11
<b>Punts/Average</b>	<b>88/47.4</b>	<b>74/48.2</b>
<b>Net Punting Avg.</b>	<b>88/40.3</b>	<b>74/43.0</b>
<b>Penalties/Yards</b>	<b>93/779</b>	<b>112/982</b>
<b>Fumbles/Ball Lost</b>	<b>25/16</b>	<b>16/8</b>
<b>Touchdowns</b>	<b>37</b>	<b>51</b>
Rushing	10	11
Passing	25	34
Returns	2	6

BY PERIODS	1	2	3	4	OT	PTS
Team	67	71	84	71	6	299
Opponents	96	127	75	125	0	423

SCORING	TD	RU	PA	RT	PAT	FG	S	TP
Succop	0	0	0	0	29/31	14/16	0	71
Walker	6	0	6	0			0	38
Green-Beckham	4	0	4	0			0	26
Andrews	3	3	0	0			0	18
Mariota	3	2	1	0			0	18
Wright	3	0	3	0			0	18
McCluster	2	1	1	0			0	14
Douglas	2	0	2	0			0	12
Fasano	2	0	2	0			0	12
Fowler	2	1	1	0			0	12
Sankey	2	1	1	0			0	12
Stevens	2	0	2	0			0	12
Cobb	1	1	0	0			0	6
Hunter	1	0	1	0			0	6
McBride	1	0	1	0			0	6
Mettenberger	1	1	0	0			0	6
Sensabaugh	1	0	0	1a			0	6
Woodyard	1	0	0	1b			0	6
<b>Team</b>	<b>37</b>	<b>10</b>	<b>25</b>	<b>2</b>	<b>29/31</b>	<b>14/16</b>	<b>0</b>	<b>299</b>
<b>Opponents</b>	<b>51</b>	<b>11</b>	<b>34</b>	<b>6</b>	<b>48/50</b>	<b>23/27</b>	<b>0</b>	<b>423</b>

**2-Pt Conversions:** Green-Beckham, McCluster, Walker, TM  
**3-5, OPP 0-1**

**FUM/Lost:** Mariota 10/6, Mettenberger 4/2, Douglas 2/1,  
 McCluster 2/2, Sankey 2/1, West(TM) 2/2, Andrews 1/1, Gallik  
 1/0, Supernaw 1/1

RUSHING	No	Yds	Avg	Lg	TD
Andrews	143	520	3.6	38	3
Mariota	34	252	7.4	87t	2
McCluster	55	247	4.5	44	1
Sankey	47	193	4.1	16	1
Cobb	52	146	2.8	12	1

PASSING	Att	Cmp	Pct	Yards	Yds/Att	TD	Int	Lg	Sk/Yds	Rating
Mariota	370	230	62.2	2818	7.62	19	10	61t	38/258	91.5
Mettenberger	166	101	60.8	935	5.63	4	7	57t	13/98	66.7
Tanne	14	10	71.4	99	7.07	1	0	29	3/34	114.9
Andrews	1	1	100.0	41	41.00	1	0	41t	0/0	158.3
<b>Team</b>	<b>551</b>	<b>342</b>	<b>62.1</b>	<b>3893</b>	<b>7.07</b>	<b>25</b>	<b>17</b>	<b>61t</b>	<b>54/390</b>	<b>85.5</b>
<b>Opponents</b>	<b>502</b>	<b>319</b>	<b>63.5</b>	<b>3949</b>	<b>7.87</b>	<b>34</b>	<b>11</b>	<b>69t</b>	<b>39/271</b>	<b>101.3</b>

West	16	51	3.2	12	0
Walker	1	36	36.0	36	0
Wright	5	17	3.4	13	0
Fowler	7	13	1.9	3	1
McBride	1	8	8.0	8	0
Mettenberger	9	8	0.9	5t	1
Douglas	1	-6	-6.0	-6	0
<b>Team</b>	<b>371</b>	<b>1485</b>	<b>4.0</b>	<b>87t</b>	<b>10</b>
<b>Opponents</b>	<b>462</b>	<b>1797</b>	<b>3.9</b>	<b>32</b>	<b>11</b>

RECEIVING	No	Yds	Avg	Lg	TD
Walker	94	1088	11.6	61t	6
Douglas	36	411	11.4	51	2
Wright	36	408	11.3	52t	3
Green-Beckham	32	549	17.2	47t	4
McCluster	31	260	8.4	35	1
Fasano	26	289	11.1	33	2
Hunter	22	264	12.0	29	1
Andrews	21	174	8.3	23	0
Sankey	14	139	9.9	30	1
Stevens	12	121	10.1	27	2
Fowler	5	44	8.8	19	1
Coffman	4	42	10.5	16	0
Supernaw	3	32	10.7	16	0
Turzilli	2	25	12.5	18	0
McBride	2	8	4.0	7	1
Mariota	1	41	41.0	41t	1
Cobb	1	-2	-2.0	-2	0
<b>Team</b>	<b>342</b>	<b>3893</b>	<b>11.4</b>	<b>61t</b>	<b>25</b>
<b>Opponents</b>	<b>319</b>	<b>3949</b>	<b>12.4</b>	<b>69t</b>	<b>34</b>

INTERCEPTIONS	No	Yds	Avg	Lg	TD
Brown	2	45	22.5	45	0
Sensabaugh	2	42	21.0	26t	1
Griffin	1	29	29.0	29	0
Cox	1	27	27.0	27	0
Bass	1	8	8.0	8	0
Mount	1	8	8.0	8	0
Searcy	1	5	5.0	5	0
Webb	1	0	0.0	0	0
Williamson	1	0	0.0	0	0
<b>Team</b>	<b>11</b>	<b>164</b>	<b>14.9</b>	<b>45</b>	<b>1</b>
<b>Opponents</b>	<b>17</b>	<b>263</b>	<b>15.5</b>	<b>69t</b>	<b>3</b>

PUNTING	No	Yds	Avg	Net	TB	In	Lg	B
Kern	88	4175	47.4	40.3	1	34	61	0
<b>Team</b>	<b>88</b>	<b>4175</b>	<b>47.4</b>	<b>40.3</b>	<b>1</b>	<b>34</b>	<b>61</b>	<b>0</b>
<b>Opponents</b>	<b>74</b>	<b>3568</b>	<b>48.2</b>	<b>43.0</b>	<b>4</b>	<b>24</b>	<b>65</b>	<b>0</b>

PUNT RETURNS	No	FC	Yds	Avg	Lg	TD
McCluster	24	15	217	9.0	37	0
Douglas	11	2	73	6.6	18	0
Cox	3	0	17	5.7	9	0
<b>Team</b>	<b>38</b>	<b>17</b>	<b>307</b>	<b>8.1</b>	<b>37</b>	<b>0</b>
<b>Opponents</b>	<b>47</b>	<b>23</b>	<b>605</b>	<b>12.9</b>	<b>78t</b>	<b>1</b>

KICKOFF RETURNS	No	Yds	Avg	Lg	TD
McCluster	13	285	21.9	32	0
McBride	10	190	19.0	31	0
Sankey	9	192	21.3	34	0
Andrews	1	13	13.0	13	0
<b>Team</b>	<b>33</b>	<b>680</b>	<b>20.6</b>	<b>34</b>	<b>0</b>
<b>Opponents</b>	<b>22</b>	<b>599</b>	<b>27.2</b>	<b>75</b>	<b>0</b>

FIELD GOALS	1-19	20-29	30-39	40-49	50+
Succop	0/0	3/3	3/3	7/7	1/3
<b>Team</b>	<b>0/0</b>	<b>3/3</b>	<b>3/3</b>	<b>7/7</b>	<b>1/3</b>
<b>Opponents</b>	<b>1/1</b>	<b>6/6</b>	<b>9/9</b>	<b>6/9</b>	<b>1/2</b>

**TEAM/Succop:** ( ) ( ) (38G,21G) (21G,41G) (37G) ( ) (35G,44G)  
 (51G,29G,55N) (45G) (47G,49G,53N) ( ) ( ) (49G) ( ) (49G)  
**OPP:** ( ) ( ) ( ) (30G) (27G,47N) (38G,24G) (46B) (48G,  
 19G) (31G,32G,20G,36G) (24G) ( ) (53N,47G,27G,42G)  
 (43G,48N,38G,42G,32G) (22G,36G) (49G,52G,35G)

## SACKS

Casey 7, Orakpo 7, Woodyard 5, Morgan 4.5, Klug 4, Williamson  
 3.5, Blackson 2.5, Bass 1.5, Griffin 1, Stafford 1, Tavai 1, Brown  
 0.5, Searcy 0.5

**Titans 39, Opponents 54**

## TACKLES (Solo-Assists-Total)

Williamson (79-58-137), Woodyard (70-40-110), Griffin (67-34-  
 101), Brown (65-33-98), Casey (48-38-86), Jones (45-22-67),  
 Orakpo (44-20-64), Sensabaugh (42-16-58), Searcy (41-13-54),  
 Bass (23-19-42), Morgan (20-14-34), Cox (26-5-31), Woods  
 (14-17-31), Klug (13-13-26), Webb (20-2-22), Stafford (16-4-  
 20), Blackson (10-9-19), Hill (7-12-19), Wreh-Wilson (16-1-17),  
 McCourt (10-6-16), Riggs (6-0-6), Huff (5-1-6), Pitlotua (2-2-4),  
 Tavai (2-1-3), Martin (1-2-3), Johnson (1-1-2), Mount (0-1-1)

**Team Totals: 692-382-1,074**

## USUAL STARTING LINEUP

### OFFENSE

WR Harry Douglas (83)  
**TE Delanie Walker (82)**  
 LT Taylor Lewan (77)  
 LG Byron Bell (76)/Quinton Spain (60)  
 C Brian Schwenke (62)/Andy Gallik (69)  
 RG Chance Warmack (70)  
 RT Jeremiah Poutasi (73)/Byron Bell (76)  
 TE Craig Stevens (88)/Anthony Fasano (80)  
 WR Kendall Wright (13)  
 QB Marcus Mariota (8)  
 RB Antonio Andrews (26)

### DEFENSE

DE DaQuan Jones (90)  
 NT Al Woods (96)/Sammie Hill (94)  
**DT Jurrell Casey (99)**  
 OLB Derrick Morgan (91)/David Bass (51)  
 ILB Wesley Woodyard (59)  
 ILB Avery Williamson (54)  
 OLB Brian Orakpo (98)  
 CB Perrish Cox (29)  
 SS Da'Norris Searcy (21)  
 FS Michael Griffin (33)  
 CB Coty Sensabaugh (24)

### SPECIALISTS

K Ryan Succop (8)  
 P Brett Kern (6)  
 KR/PR Dexter McCluster (22)

### Pro Bowl All-Pro

**GM:** Ruston Webster; **Head Coach:** Ken Whisenhunt (first  
 seven games), Mike Mularkey (final nine games)  
**Asst. Coaches:** Dick LeBeau (asst. HC/def.), Ray Horton  
 (def. coord.), Jason Michael (off. coord.), Steve Watterson  
 (strength and cond.), Bob Bostad (OL), Steve Brown (asst.  
 secondary), Louie Cioffi (secondary), Sylvester Croom (RB),  
 Nick Eason (asst. DL), Steve Hoffman (ST asst.), Shawn  
 Jefferson (WR), Nate Kaczor (ST), Cannon Matthews (qual.  
 ctl. coord. - def.), John McNulty (QB), Mike Mularkey (TE\*),  
 Arthur Smith (asst. TE\*), Giff Smith (DL), Lou Spanos (LB),  
 Luke Steckel (off. asst.), Mike Sullivan (asst. OL), Jason  
 Tucker (asst. WR)

\* Mularkey - tight ends coach first seven games, head coach  
 final nine games; Smith - assistant tight ends coach first  
 seven games, tight ends coach final nine games

## AMERICAN FOOTBALL CONFERENCE STANDINGS

AFC EAST	W	L	T	Pct
New England	12	4	0	.750
New York Jets	10	6	0	.625
Buffalo	8	8	0	.500
Miami	6	10	0	.375
AFC NORTH	W	L	T	Pct
Cincinnati	12	4	0	.750
* Pittsburgh	10	6	0	.625
Baltimore	5	11	0	.313
Cleveland	3	13	0	.188
AFC SOUTH	W	L	T	Pct
Houston	9	7	0	.563
Indianapolis	8	8	0	.500
Jacksonville	5	11	0	.313
<b>Tennessee</b>	<b>3</b>	<b>13</b>	<b>0</b>	<b>.188</b>
AFC WEST	W	L	T	Pct
Denver	12	4	0	.750
* Kansas City	11	5	0	.688
Oakland	7	9	0	.438
San Diego	4	12	0	.250

## NATIONAL FOOTBALL CONFERENCE STANDINGS

NFC EAST	W	L	T	Pct
Washington	9	7	0	.563
Philadelphia	7	9	0	.438
New York Giants	6	10	0	.375
Dallas	4	12	0	.250
NFC NORTH	W	L	T	Pct
Minnesota	11	5	0	.688
* Green Bay	10	6	0	.625
Detroit	7	9	0	.438
Chicago	6	10	0	.375
NFC SOUTH	W	L	T	Pct
Carolina	15	1	0	.938
Atlanta	8	8	0	.500
New Orleans	7	9	0	.438
Tampa Bay	6	10	0	.375
NFC WEST	W	L	T	Pct
Arizona	13	3	0	.813
* Seattle	10	6	0	.625
St. Louis	7	9	0	.438
San Francisco	5	11	0	.313

# 2014 SEASON (2-14 REGULAR SEASON, 0-0 PLAYOFFS) • 4TH PLACE AFC SOUTH

DATE	OPPONENT	SCORE	W/L	ATT
Sep. 7	at Kansas City	26-10	W	73,569
Sep. 14	DALLAS	10-26	L	69,143
Sep. 21	at Cincinnati	7-33	L	56,743
Sep. 28	at Indianapolis	17-41	L	64,757
Oct. 5	CLEVELAND	28-29	L	69,143
Oct. 12	JACKSONVILLE	16-14	W	69,143
Oct. 19	at Washington	17-19	L	75,227
Oct. 26	HOUSTON	16-30	L	69,143
Nov. 9	at Baltimore	7-21	L	70,914
Nov. 17	PITTSBURGH	24-27	L	69,143
Nov. 23	at Philadelphia	24-43	L	69,596
Nov. 30	at Houston	21-45	L	71,714
Dec. 7	NEW YORK GIANTS	7-36	L	69,143
Dec. 14	NEW YORK JETS	11-16	L	69,143
Dec. 18	at Jacksonville	13-21	L	61,202
Dec. 28	INDIANAPOLIS	10-27	L	69,143

	TITANS	OPP
<b>Total First Downs</b>	<b>258</b>	<b>357</b>
Rushing	75	119
Passing	159	211
Penalty	24	27
3rd Down: Made/Att	59/196	94/227
3rd Down Pct.	30.1	41.4
4th Down: Made/Att	6/17	5/11
4th Down Pct.	35.3	45.5
<b>Possession Avg.</b>	<b>27:31</b>	<b>32:29</b>
<b>Total Net Yards</b>	<b>4859</b>	<b>5968</b>
Avg. Per Game	303.7	373.0
Total Plays	919	1099
Avg. Per Play	5.3	5.4
<b>Net Yards Rushing</b>	<b>1447</b>	<b>2195</b>
Avg. Per Game	90.4	137.2
Total Rushes	356	515
<b>Net Yards Passing</b>	<b>3412</b>	<b>3773</b>
Avg. Per Game	213.3	235.8
Sacked/Yards Lost	50/326	39/222
Gross Yards	3738	3995
Att./Completions	513/299	545/347
Completion Pct.	58.3	63.7
Had Intercepted	16	12
<b>Punts/Average</b>	<b>89/46.3</b>	<b>73/46.0</b>
<b>Net Punting Avg.</b>	<b>89/40.8</b>	<b>73/41.2</b>
<b>Penalties/Yards</b>	<b>111/961</b>	<b>93/731</b>
<b>Fumbles/Ball Lost</b>	<b>23/10</b>	<b>7/4</b>
<b>Touchdowns</b>	<b>28</b>	<b>48</b>
Rushing	6	17
Passing	20	28
Returns	2	3

BY PERIODS	1	2	3	4	OT	PTS
<b>Team</b>	<b>40</b>	<b>94</b>	<b>73</b>	<b>47</b>	<b>0</b>	<b>254</b>
<b>Opponents</b>	<b>105</b>	<b>110</b>	<b>97</b>	<b>126</b>	<b>0</b>	<b>438</b>

SCORING	TD	RU	PA	RT	PAT	FG	S	TP
Succop	0	0	0	0	27/27	19/22	0	84
Wright	6	0	6	0			0	36
Walker	4	0	4	0			0	24
Hunter	3	0	3	0			0	18
Greene	2	2	0	0			0	12
Sankey	2	2	0	0			0	12
L. Washington	2	0	2	0			0	12
N. Washington	2	0	2	0			0	12
Battle	1	1	0	0			0	6
Coffman	1	0	1	0			0	6
Hagan	1	0	1	0			0	6
Huff	1	0	0	1b			0	6
Locker	1	1	0	0			0	6
McCluster	1	0	1	0			0	6
McCourtly	1	0	0	1a			0	6
<b>Team</b>	<b>28</b>	<b>6</b>	<b>20</b>	<b>2</b>	<b>27/27</b>	<b>19/22</b>	<b>1</b>	<b>254</b>
<b>Opponents</b>	<b>48</b>	<b>17</b>	<b>28</b>	<b>3</b>	<b>47/47</b>	<b>33/39</b>	<b>2</b>	<b>438</b>

2-Pt Conversions: TM 0-1, OPP 0-1

**FUM/Lost:** Mettenberger 4/2, Locker 3/1, L. Washington 3/1, Whitehurst 3/0, Sankey 2/2, Spencer 2/0, Walker 2/0, Greene 1/1, McCluster 1/1, Schwenke 1/1, Wright 1/1

RUSHING	No	Yds	Avg	Lg	TD
Sankey	152	569	3.7	22	2
Greene	94	392	4.2	52	2
Locker	22	142	6.5	29	1
McCluster	40	131	3.3	16	0
Whitehurst	20	90	4.5	23	0
L. Washington	13	57	4.4	16	0
Wright	4	54	13.5	38	0
Battle	5	9	1.8	5	1
Mettenberger	5	4	0.8	8	0

PASSING	Att	Cmp	Pct	Yards	Yds/Att	TD	Int	Lg	Sk/Yds	Rating
Whitehurst	185	105	56.8	1,236	7.17	7	2	75t	18/103	87.4
Mettenberger	179	107	59.8	1,412	7.89	8	7	80t	18/138	83.4
Locker	146	86	58.9	993	6.80	5	7	61t	14/85	70.9
Palmer	3	1	33.3	7	2.33	0	0	7	0/0	42.4
<b>Team</b>	<b>513</b>	<b>299</b>	<b>58.3</b>	<b>3,738</b>	<b>7.29</b>	<b>20</b>	<b>16</b>	<b>80t</b>	<b>50/326</b>	<b>81.0</b>
<b>Opponents</b>	<b>545</b>	<b>347</b>	<b>63.7</b>	<b>3,995</b>	<b>7.33</b>	<b>28</b>	<b>12</b>	<b>80</b>	<b>39/222</b>	<b>93.6</b>

Palmer	1	-1	-1.0	-1	0
<b>Team</b>	<b>356</b>	<b>1447</b>	<b>4.1</b>	<b>52</b>	<b>6</b>
<b>Opponents</b>	<b>515</b>	<b>2195</b>	<b>4.3</b>	<b>62t</b>	<b>17</b>

RECEIVING	No	Yds	Avg	Lg	TD
Walker	63	890	14.1	68	4
Wright	57	715	12.5	48	6
N. Washington	40	647	16.2	80t	2
Hunter	28	498	17.8	75t	3
McCluster	26	197	7.6	25	1
L. Washington	22	159	7.2	25	2
Hagan	19	254	13.4	38t	1
Sankey	18	133	7.4	18	0
Coffman	6	64	10.7	18	1
Durham	6	54	9.0	14	0
Battle	5	28	5.6	12	0
Stevens	2	26	13.0	20	0
Thompson	2	24	12.0	13	0
Andrews	2	11	5.5	6	0
Greene	1	13	13.0	13	0
Klug	1	9	9.0	9	0
Schwenke	1	6	6.0	6	0
Whitehurst	0	10	---	10	0
<b>Team</b>	<b>299</b>	<b>3738</b>	<b>12.5</b>	<b>80t</b>	<b>20</b>
<b>Opponents</b>	<b>347</b>	<b>3995</b>	<b>11.5</b>	<b>80</b>	<b>28</b>

INTERCEPTIONS	No	Yds	Avg	Lg	TD
McCourtly	3	0	0.0	0	0
Woodyard	2	20	10.0	13	0
Griffin	2	12	6.0	12	0
Wreh-Wilson	1	34	34.0	34	0
Stafford	1	33	33.0	33	0
Huff	1	23	23.0	23t	1
Ghee	1	0	0.0	0	0
Wilson	1	0	0.0	0	0
<b>Team</b>	<b>12</b>	<b>122</b>	<b>10.2</b>	<b>34</b>	<b>1</b>
<b>Opponents</b>	<b>16</b>	<b>214</b>	<b>13.4</b>	<b>67</b>	<b>1</b>

PUNTING	No	Yds	Avg	Net	TB	In	Lg	B
Kern	88	4118	46.8	40.8	7	28	79	1
<b>Team</b>	<b>89</b>	<b>4118</b>	<b>46.3</b>	<b>40.8</b>	<b>7</b>	<b>28</b>	<b>79</b>	<b>1</b>
<b>Opponents</b>	<b>73</b>	<b>3356</b>	<b>46.0</b>	<b>41.2</b>	<b>7</b>	<b>26</b>	<b>69</b>	<b>0</b>

PUNT RETURNS	No	FC	Yds	Avg	Lg	TD
McCluster	22	14	155	7.0	48	0
L. Washington	7	4	47	6.7	10	0
Griffin	1	0	5	5.0	5	0
<b>Team</b>	<b>30</b>	<b>18</b>	<b>207</b>	<b>6.9</b>	<b>48</b>	<b>0</b>
<b>Opponents</b>	<b>43</b>	<b>25</b>	<b>350</b>	<b>8.1</b>	<b>30</b>	<b>0</b>

KICKOFF RETURNS	No	Yds	Avg	Lg	TD
L. Washington	31	738	23.8	52	0
Sankey	7	198	28.3	42	0
Andrews	5	110	22.0	27	0
Battle	2	43	21.5	22	0
Klug	2	32	16.0	20	0
Martin	1	0	0.0	0	0
<b>Team</b>	<b>48</b>	<b>1121</b>	<b>23.4</b>	<b>52</b>	<b>0</b>
<b>Opponents</b>	<b>31</b>	<b>855</b>	<b>27.6</b>	<b>107t</b>	<b>1</b>

FIELD GOALS	1-19	20-29	30-39	40-49	50+
Succop	0/0	5/5	7/7	5/8	2/2
<b>Team</b>	<b>0/0</b>	<b>5/5</b>	<b>7/7</b>	<b>5/8</b>	<b>2/2</b>
<b>Opponents</b>	<b>1/1</b>	<b>9/9</b>	<b>12/12</b>	<b>7/11</b>	<b>4/6</b>

**Titans/Succop:** (36G,31G,46G,47G) (47G) (40N,44N) (36G) (3) (25G,21G,42G) (36G) (3) (20G) (20G) (42N) (40G, 33G,51G) (50G,23G) (31G)  
**OPP:** (35G,48N) (48G,44G,51G,48G) (29G) (31G,30G) (38G,42G) (55B)(31G,31G,27G,22G) (30G,29G,49G) (49G,23G) (36G,26G,49N,35G,30G,50G) (37G,43B) (20G,19G,36G,52G,42G) (53N,51G) (23G,46N,26G)

## SACKS

Morgan 6.5, Casey 5, Griffin 3, Hill 3, Williamson 3, Woodyard 2.5, Klug 2, Phillips TM 2, Pitoitua 2, Wimbley 2, Groves 1, Huff 1, D. Jones 1, Pollard 1, Sensabaugh 1, Stafford 1, Wilson 1, Woods 1

**Titans 39, Opponents 50**

## TACKLES (Solo-Assists-Total)

Woodyard (66-68-134), Griffin (83-32-115), Williamson (55-52-107), Casey (58-28-86), McCourtly (77-8-85), Morgan (52-30-82), Wilson (49-16-65), Wreh-Wilson (47-10-57), Hill (30-17-47), Pitoitua (21-24-45), Sensabaugh (37-7-44), Wimbley (18-23-41), Stafford (24-9-33), Klug (21-10-31), Woods (14-17-31), Phillips (14-14-28), Martin (10-18-28), Pollard (22-4-26), Gooden (15-9-24), Groves (12-7-19), Huff (8-6-14), Jones (7-6-13), Harris (8-1-9), Moch (3-1-4), Ghee (3-0-3), Brown (1-0-1)

**Team Totals: 755-417-1,172**

## USUAL STARTING LINEUP

### OFFENSE

WR Nate Washington (85)  
 TE Delanie Walker (82)  
 LT Taylor Lewan (77)  
 LG Andy Levitre (67)  
 C Brian Schwenke (62)  
 RG Chance Warmack (70)  
 RT Michael Oher (72)  
 TE Craig Stevens (88)/Brett Brackett (87)  
 WR Kendall Wright (13)  
 QB Zach Mettenberger (7)  
 RB Bishop Sankey (20)

### DEFENSE

DE Ropati Pitoitua (92)  
 NT Sammie Hill (94)  
 DT Jurrell Casey (99)  
 OLB Derrick Morgan (91)  
 ILB Wesley Woodyard (59)  
 ILB Avery Williamson (54)  
 OLB Kamerion Wimbley (95)  
 CB Bliidi Wreh-Wilson (25)  
 SS George Wilson (21)  
 FS Michael Griffin (33)  
 CB Jason McCourtly (30)

### SPECIALISTS

K Ryan Succop (8)  
 P Brett Kern (6)  
 KR/PR Leon Washington (26)

**Pro Bowl** [All-Pro](#)

**GM:** Ruston Webster; **Head Coach:** Ken Whisenhunt

**Asst. Coaches:** Ray Horton (def. coord.), Jason Michael (off. coord.), Bob Bostad (off. line), Steve Brown (asst. secondary), Louie Cioffi (secondary), Sylvester Croom (RB), Nick Eason (asst. DL), Steve Hoffman (ST asst.), Shawn Jefferson (WR), Nate Kaczor (ST), Cannon Matthews (qual. ctl. coord. - def.), John McNulty (QB), Mike Mularkey (TE), Kevin Patullo (asst. WR), Arthur Smith (asst. TE), Giff Smith (DL), Lou Spanos (LB), Luke Stechel (off. asst.), Mike Sullivan (asst. OL), Steve Watterson (strength and cond.)

## AMERICAN FOOTBALL CONFERENCE STANDINGS

AFC EAST	W	L	T	Pct
New England	12	4	0	.750
Buffalo	9	7	0	.563
Miami	8	8	0	.500
New York Jets	4	12	0	.250
AFC NORTH	W	L	T	Pct
Pittsburgh	11	5	0	.688
* Cincinnati	10	5	1	.656
* Baltimore	10	6	0	.625
Cleveland	7	9	0	.438
AFC SOUTH	W	L	T	Pct
Indianapolis	11	5	0	.688
Houston	9	7	0	.563
Jacksonville	3	13	0	.188
<b>Tennessee</b>	<b>2</b>	<b>14</b>	<b>0</b>	<b>.125</b>
AFC WEST	W	L	T	Pct
Denver	12	4	0	.750
Kansas City	9	7	0	.563
San Diego	9	7	0	.563
Oakland	3	13	0	.188

## NATIONAL FOOTBALL CONFERENCE STANDINGS

NFC EAST	W	L	T	Pct
Dallas	12	4	0	.750
Philadelphia	10	6	0	.625
New York Giants	6	10	0	.375
Washington	4	12	0	.250
NFC NORTH	W	L	T	Pct
Green Bay	12	4	0	.750
* Detroit	11	5	0	.688
Minnesota	7	9	0	.438
Chicago	5	11	0	.313
NFC SOUTH	W	L	T	Pct
Carolina	7	8	1	.469
New Orleans	7	9	0	.438
Atlanta	6	10	0	.375
Tampa Bay	2	14	0	.125
NFC WEST	W	L	T	Pct
Seattle	12	4	0	.750
* Arizona	11	5	0	.688
San Francisco	8	8	0	.500
St. Louis	6	10	0	.375

\* Wild Card for Playoffs



2013 SEASON (7-9 REGULAR SEASON, 0-0 PLAYOFFS) • 2ND PLACE AFC SOUTH

DATE	OPPONENT	SCORE	W/L	ATT
Sep. 8	at Pittsburgh	16-9	W	61,585
Sep. 15	at Houston	24-30*	L	71,718
Sep. 22	SAN DIEGO	20-17	W	69,143
Sep. 29	NEW YORK JETS	38-13	W	69,143
Oct. 6	KANSAS CITY	17-26	L	69,143
Oct. 13	at Seattle	13-20	L	68,127
Oct. 20	SAN FRANCISCO	17-31	L	69,143
Nov. 3	at St. Louis	28-21	W	54,617
Nov. 10	JACKSONVILLE	27-29	L	69,143
Nov. 14	INDIANAPOLIS	27-30	L	69,143
Nov. 24	at Oakland	23-19	W	46,001
Dec. 1	at Indianapolis	14-22	L	65,502
Dec. 8	at Denver	28-51	L	76,554
Dec. 15	ARIZONA	34-37*	L	69,143
Dec. 22	at Jacksonville	20-16	W	60,559
Dec. 29	HOUSTON	16-10	W	69,143
* Overtime				

	TITANS	OPP
Total First Downs	311	329
Rushing	103	108
Passing	172	191
Penalty	36	30
3rd Down: Made/Att	94/227	69/201
3rd Down Pct.	41.4	34.3
4th Down: Made/Att	11/17	7/11
4th Down Pct.	64.7	63.6
Possession Avg.	30:00	30:00
Total Net Yards	5390	5407
Avg. Per Game	336.9	337.9
Total Plays	1032	1027
Avg. Per Play	5.2	5.3
Net Yards Rushing	1894	1795
Avg. Per Game	118.4	112.2
Total Rushes	462	446
Net Yards Passing	3496	3612
Avg. Per Game	218.5	225.8
Sacked/Yards Lost	37/214	36/227
Gross Yards	3710	3839
Att./Completions	533/328	545/344
Completion Pct.	61.5	63.1
Had Intercepted	16	13
Punts/Average	79/42.9	76/45.0
Net Punting Avg.	79/39.7	76/40.0
Penalties/Yards	101/900	95/779
Fumbles/Ball Lost	27/9	24/12
Touchdowns	41	40
Rushing	16	21
Passing	22	15
Returns	3	4

BY PERIODS	1	2	3	4	OT	PTS
Team	71	77	65	149	0	362
Opponents	76	83	88	125	9	381

SCORING	TD	RU	PA	RT	PAT	FG	S	TP
Bironas	0	0	0	0	41/41	25/29	0	116
C. Johnson	10	6	4	0	0	0	0	60
Walker	6	0	6	0	0	0	0	36
Greene	4	4	0	0	0	0	0	24
Hunter	4	0	4	0	0	0	0	24
Fitzpatrick	3	3	0	0	0	0	0	18
N. Washington	3	0	3	0	0	0	0	18
Locker	2	2	0	0	0	0	0	12
Preston	2	0	2	0	0	0	0	12
Wright	2	0	2	0	0	0	0	12
Battle	1	1	0	0	0	0	0	6
Klug	1	0	0	1b	0	0	0	6
McCourtly	1	0	0	1c	0	0	0	6
Thompson	1	0	1	0	0	0	0	6
Verner	1	0	0	1a	0	0	0	6
Team	41	16	22	3	41/41	25/29	0	362
Opponents	40	21	15	4	37/38	32/39	3	381

2-Pt Conversions: TM 0-0, OPP 1-1

FUM/Lost: Fitzpatrick 9/2, C. Johnson 3/2, Locker 3/1, Kern 2/0, Williams 2/1, Wright 2/0, Wylie(TM) 2/1, Bailey 1/1, Reynaud(TM) 1/1, Walker 1/0, L. Washington(LG) 1/0, L. Washington(TM) 1/0

RUSHING	No	Yds	Avg	Lg	TD
C. Johnson	279	1077	3.9	30t	6
Greene	77	295	3.8	29	4
Fitzpatrick	43	225	5.2	26	3
Locker	24	155	6.5	39	2
Battle	36	142	3.9	37	1
Kern	2	0	0.0	0	0

PASSING	Att	Cmp	Pct	Yards	Yds/Att	TD	Int	Lg	Sk/Yds	Rating
Fitzpatrick	350	217	62.0	2454	7.01	14	12	77t	21/109	82.0
Locker	183	111	60.7	1256	6.86	8	4	66t	16/105	86.7
Team	533	328	61.5	3710	6.96	22	16	77t	37/214	83.6
Opponents	545	344	63.1	3839	7.04	15	13	55	36/227	83.3

Reynaud	1	0	0.0	0	0
Team	462	1894	4.1	39	16
Opponents	446	1795	4.0	60	21

RECEIVING	No	Yds	Avg	Lg	TD
Wright	94	1079	11.5	45	2
Walker	60	571	9.5	33	6
N. Washington	58	919	15.8	77t	3
C. Johnson	42	345	8.2	66t	4
Hunter	18	354	19.7	57	4
Williams	15	178	11.9	32	0
Britt	11	96	8.7	15	0
Greene	6	39	6.5	28	0
Mooney	6	32	5.3	22	0
Preston	5	37	7.4	10t	2
Battle	4	36	9.0	24	0
Thompson	3	13	4.3	9t	1
Stevens	2	5	2.5	6	0
Shiancoe	2	2	1.0	3	0
Reynaud	1	4	4.0	4	0
Fitzpatrick	1	0	0.0	0	0
Team	328	3710	11.3	77t	22
Opponents	344	3839	11.2	55	15

INTERCEPTIONS	No	Yds	Avg	Lg	TD
Verner	5	68	13.6	34	1
Pollard	3	36	12.0	32	0
Ayers	1	5	5.0	5	0
Brown	1	3	3.0	3	0
McCarthy	1	1	1.0	1	0
Griffin	1	0	0.0	0	0
G. Wilson	1	0	0.0	0	0
Team	13	113	8.7	34	1
Opponents	16	132	8.3	35	1

PUNTING	No	Yds	Avg	Net	TB	In	Lg	B
Kern	78	3386	43.4	39.7	2	32	63	1
Team	79	3386	42.9	39.7	2	32	63	1
Opponents	76	3422	45.0	40.0	7	28	61	0

PUNT RETURNS	No	FC	Yds	Avg	Lg	TD
Reynaud	18	8	135	7.5	35	0
L. Washington	6	9	78	13.0	33	0
Williams	4	3	12	3.0	8	0
Wylie	2	0	4	2.0	4	0
Verner	1	0	11	11.0	11	0
Team	31	20	240	7.7	35	0
Opponents	35	25	210	6.0	24	0

KICKOFF RETURNS	No	Yds	Avg	Lg	TD
L. Washington LG	17	500	29.4	95	0
L. Washington TM	16	481	30.1	95	0
Reynaud	15	355	23.7	40	0
Williams	5	123	24.6	37	0
Wylie	5	94	18.8	23	0
Bailey	1	0	0.0	0	0
Battle	1	26	26.0	26	0
Verner	1	17	17.0	17	0
Team	44	1096	24.9	95	0
Opponents	45	1099	24.4	96	0

FIELD GOALS	1-19	20-29	30-39	40-49	50+
Bironas	0/0	10/10	8/9	5/7	2/3
Team	0/0	10/10	8/9	5/7	2/3
Opponents	2/2	6/6	6/8	15/18	3/5

Bironas/Titans: (26G,44G,27G) (48N,47G) (20G,43N,37G) (26G) (22G,32N) (38G,25G) (31G) () (39G,37G) (25G,38G) (33G,22G,23G) () () (45G,50N,24G) (45G,52G) (42G,55G,37G) (OPP: ) (50N,50N,46N) (44G,38B) (45G,47G) (29G,24G, 33G,48G) (31G,29G) (44G) (44N) (32G,44G) (48G,30G, 50G) (52G,48G,24G,32N,48N,42G) (47G,48G,45G,37G, 49G) (25G,64G,19G) (25G,47G,41G) (36G) (19G)

SACKS  
Casey 10.5, Morgan 6, Brown 4, Pitoitua 4, A. Johnson 3, Wimbley 3, Klug 2, Ayers 1, Fokou 1, Mi. Martin 1, Pollard 0.5  
Titans 36, Opponents 37

TACKLES (Solo-Assists-Total)  
Pollard (93-49-142), Brown (80-37-117), Griffin (71-35-106), Fokou (67-31-98), Pitoitua (42-49-91), Casey (49-41-90), McCourtly (68-9-77), Verner (61-12-73), Ayers (44-12-56), Morgan (31-23-54), McCarthy (35-16-51), Hill (26-14-40), Sensabaugh (29-8-37), A. Johnson (19-16-35), Wilson (25-8-33), Klug (14-12-26), Wimbley (12-12-24), Martin (9-13-22), Edwards (6-4-10), Wreh-Wilson (6-3-9), Gooden (4-3-7), Campbell (3-1-4), Stafford (1-0-1)  
Team Totals: 795-408-1,203

USUAL STARTING LINEUP

OFFENSE  
WR Nate Washington (85)  
TE Craig Stevens (88)  
LT Michael Roos (71)  
LG Andy Levitre (67)  
C Brian Schwenke (62)  
RG Chance Warmack (70)  
RT David Stewart (76)  
TE Delanie Walker (82)  
WR Kendall Wright (13)  
QB Jake Locker (10)/Ryan Fitzpatrick (4)  
RB Chris Johnson (28)

DEFENSE  
LE Derrick Morgan (91)  
DT Sammie Hill (94)  
DT Jurrell Casey (99)  
RE Ropati Pitoitua (92)  
SLB Akeem Ayers (56)  
MLB Moise Fokou (53)  
WLB Zach Brown (55)  
LCB Jason McCourtly (30)  
RCB Alterraun Verner (20)  
SS Bernard Pollard (31)  
FS Michael Griffin (33)

SPECIALISTS  
K Rob Bironas (2)  
P Brett Kern (6)  
KR/PR Leon Washington (26)

Pro Bowl All-Pro

GM: Ruston Webster; Head Coach: Mike Munchak  
Asst. Coaches: Jerry Gray (def. coord.), Dowell Loggains (off. coord.), Steve Watterson (asst. head coach/strength & cond.), Gregg Williams (senior asst./defense), Steve Brown (asst. secondary), Sylvester Croom (RB), Jonathan Gannon (def. asst./qual. ctl.), George Henshaw (TE), Steve Hoffman (ST asst.), Shawn Jefferson (WR), Nate Kaczor (ST), Bruce Matthews (OL), Brett Maxie (secondary), Keith Millard (def. asst./pass rush specialist), Chet Parlavocchio (LB), Dave Ragone (QB), Tracy Rocker (DL), Arthur Smith (OL/TE asst.)

AMERICAN FOOTBALL CONFERENCE STANDINGS

AFC EAST	W	L	T	Pct
New England	12	4	0	.750
New York Jets	8	8	0	.500
Miami	8	8	0	.500
Buffalo	6	10	0	.375
AFC NORTH	W	L	T	Pct
Cincinnati	11	5	0	.688
Pittsburgh	8	8	0	.500
Baltimore	8	8	0	.500
Cleveland	4	12	0	.250
AFC SOUTH	W	L	T	Pct
Indianapolis	11	5	0	.688
Tennessee	7	9	0	.438
Jacksonville	4	12	0	.250
Houston	2	14	0	.125
AFC WEST	W	L	T	Pct
Denver	13	3	0	.813
* Kansas City	11	5	0	.688
* San Diego	9	7	0	.563
Oakland	4	12	0	.250

NATIONAL FOOTBALL CONFERENCE STANDINGS

NFC EAST	W	L	T	Pct
Philadelphia	10	6	0	.625
Dallas	8	8	0	.500
New York Giants	7	9	0	.438
Washington	3	13	0	.188
NFC NORTH	W	L	T	Pct
Green Bay	8	7	1	.531
Chicago	8	8	0	.500
Detroit	7	9	0	.438
Minnesota	5	10	1	.344
NFC SOUTH	W	L	T	Pct
Carolina	12	4	0	.750
* New Orleans	11	5	0	.688
Atlanta	4	12	0	.250
Tampa Bay	4	12	0	.250
NFC WEST	W	L	T	Pct
Seattle	13	3	0	.813
* San Francisco	12	4	0	.750
Arizona	10	6	0	.625
St. Louis Rams	7	9	0	.438

\* Wild Card for Playoffs

\* Wild Card for Playoffs

2011 SEASON (9-7 REGULAR SEASON, 0-0 PLAYOFFS) • 2ND PLACE AFC SOUTH

DATE	OPPONENT	SCORE	W/L	ATT
Sep. 11	at Jacksonville	14-16	L	61,619
Sep. 18	BALTIMORE	26-13	W	69,143
Sep. 25	DENVER	17-14	W	69,143
Oct. 2	at Cleveland	31-13	W	66,240
Oct. 9	at Pittsburgh	17-38	L	63,875
Oct. 16	BYE			
Oct. 23	HOUSTON	7-41	L	69,143
Oct. 30	INDIANAPOLIS	27-10	W	69,143
Nov. 6	CINCINNATI	17-24	L	69,143
Nov. 13	at Carolina	30-3	W	72,409
Nov. 20	at Atlanta	17-23	L	68,164
Nov. 27	TAMPA BAY	23-17	W	69,143
Dec. 4	at Buffalo	23-17	W	56,463
Dec. 11	NEW ORLEANS	17-22	L	69,143
Dec. 18	at Indianapolis	13-27	L	64,271
Dec. 24	JACKSONVILLE	23-17	W	69,143
Jan. 1	at Houston	23-22	W	71,512
* Overtime				

	TITANS	OPP
Total First Downs	281	324
Rushing	71	111
Passing	185	187
Penalty	25	26
3rd Down: Made/Att	80/218	96/236
3rd Down Pct.	36.7	40.7
4th Down: Made/Att	10/14	8/20
4th Down Pct.	71.4	40.0
Possession Avg.	27:52	32:08
Total Net Yards	5361	5682
Avg. Per Game	335.1	355.1
Total Plays	984	1080
Avg. Per Play	5.4	5.3
Net Yards Rushing	1438	2053
Avg. Per Game	89.9	128.3
Total Rushes	376	461
Net Yards Passing	3923	3629
Avg. Per Game	245.2	226.8
Sacked/Yards Lost	24/190	28/180
Gross Yards	4113	3809
Att./Completions	584/353	591/369
Completion Pct.	60.4	62.4
Had Intercepted	14	11
Punts/Average	86/43.6	83/43.7
Net Punting Avg.	86/39.4	83/36.4
Penalties/Yards	104/960	99/812
Fumbles/Ball Lost	17/8	20/12
Touchdowns	34	34
Rushing	8	10
Passing	22	21
Returns	4	3

BY PERIODS	1	2	3	4	OT	PTS
Team	57	110	67	91	0	325
Opponents	64	79	74	100	0	317

SCORING	TD	RU	PA	RT	PAT	FG	S	TP
Bironas	0	0	0	0	34/34	29/32	0	121
Washington	8	1	7	0	0	0	0	48
Williams	5	0	5	0	0	0	0	30
C. Johnson	4	4	0	0	0	0	0	24
Britt	3	0	3	0	0	0	0	18
Cook	3	0	3	0	0	0	0	18
Avery	1	0	1	0	0	0	0	6
Babineaux	1	0	0	1a	0	0	0	6
Campbell	1	0	0	1d	0	0	0	6
D. Graham	1	0	1	0	0	0	0	6
Harper	1	1	0	0	0	0	0	6
L. Hawkins	1	0	1	0	0	0	0	6
Locker	1	1	0	0	0	0	0	6
Mariani	1	0	0	1c	0	0	0	6
McCourtly	1	0	0	1b	0	0	0	6
Ringer	1	1	0	0	0	0	0	6
Stevens	1	0	1	0	0	0	0	6
Team	34	8	22	4	34/34	29/32	0	325
Opponents	34	10	21	3	32/32	27/28	0	317

2-Pt Conversions: Titans 0-0, Opponents 0-2

FUM/Lost: Hasselbeck 4/1, C. Johnson 3/1, Cook 2/2, Amato 1/0, Britt 1/1, Campbell 1/0, Hall 1/1, Harper 1/1, L. Hawkins 1/0, Mariani 1/0, Ringer 1/1

RUSHING	No	Yds	Avg	Lg	TD
C. Johnson	262	1047	4.0	48t	4
Ringer	59	185	3.1	25	1
Locker	8	56	7.0	17	1
Hasselbeck	20	52	2.6	21	0
Harper	17	44	2.6	12	1

PASSING	Att	Cmp	Pct	Yards	Yds/Att	TD	Int	Lg	Sk/Yds	Rating
Hasselbeck	518	319	61.6	3571	6.89	18	14	80t	19/153	82.4
Locker	66	34	51.5	542	8.21	4	0	54	5/37	99.4
Team	584	353	60.4	4113	7.04	22	14	80t	24/190	84.4
Opponents	591	369	62.4	3809	6.45	21	11	78t	28/180	85.1

Hall	6	24	4.0	12	0
Kern	1	21	21.0	21	0
Washington	2	5	2.5	3t	1
Mariani	1	4	4.0	4	0
Team	376	1438	3.8	48t	8
Opponents	461	2053	4.5	80t	10

RECEIVING	No	Yds	Avg	Lg	TD
Washington	74	1023	13.8	57	7
C. Johnson	57	418	7.3	34	0
Cook	49	759	15.5	80t	3
L. Hawkins	47	470	10.0	32	1
Williams	45	592	13.2	54	5
Ringer	28	187	6.7	18	0
Britt	17	289	17.0	80t	3
Stevens	9	166	18.4	58	1
Hall	9	46	5.1	10	0
Mariani	5	24	4.8	6	0
Harper	4	32	8.0	21	0
Avery	3	45	15.0	23	1
Q. Johnson	3	30	10.0	13	0
D. Graham	2	25	12.5	21	1
Amano	1	7	7.0	7	0
Team	353	4113	11.7	80t	22
Opponents	369	3809	10.3	78t	21

INTERCEPTIONS	No	Yds	Avg	Lg	TD
McCourtly	2	52	26.0	30	0
Griffin	2	0	0.0	0	0
Babineaux	1	97	97.0	97t	1
Finnegan	1	8	8.0	8	0
Hope	1	7	7.0	7	0
Witherspoon	1	7	7.0	7	0
Ruud	1	4	4.0	4	0
Verner	1	4	4.0	4	0
McCarthy	1	0	0.0	0	0
Team	11	179	16.3	97t	1
Opponents	14	167	11.9	38t	3

PUNTING	No	Yds	Avg	Net	TB	In	Lg	B
Kern	86	3747	43.6	39.4	7	31	64	0
Team	86	3747	43.6	39.4	7	31	64	0
Opponents	83	3628	43.7	36.4	6	22	65	2

PUNT RETURNS	No	FC	Yds	Avg	Lg	TD
Mariani	46	18	490	10.7	79t	1
Campbell	1	0	0	0.0	0	0
Team	47	18	490	10.4	79t	1
Opponents	36	23	221	6.1	30	0

KICKOFF RETURNS	No	Yds	Avg	Lg	TD
Mariani	32	748	23.4	49	0
Campbell	0	84	---	84t	1
Team	32	832	26.0	100t	1
Opponents	30	680	22.7	77	0

FIELD GOALS	1-19	20-29	30-39	40-49	50+
Bironas	0/0	5/5	9/10	9/10	6/7
Team	0/0	5/5	9/10	9/10	6/7
Opponents	2/2	11/11	5/5	7/7	2/3

Bironas/Titans: (66N) (34N,25G,43G,39G,33G) (46G) (39G) (29G) () (51G,50G) (43G) (38G,36G,49G) (46G) (42N,31G,52G,38G) (48G,27G,44G) (43G) (53G,21G) (51G,51G,35G) (21G,43G,33G)  
OPP: (48G,21G,45G) (41G,29G) () (48G,51G) (19G) (32G,29G) (22G) (36G) (50N,29G) (19G,33G,24G) (43G) (27G) (25G,29G,22G) (47G,40G) (39G) (52G,37G,22G)

SACKS  
Klug 7, Ball 4, Jones 3, Casey 2.5, Morgan 2.5, Ayers 2, Witherspoon 2, Hayes 1.5, Finnegan 1, McCourtly 1, S. Smith 1, Marks 0.5  
Titans 28, Opponents 24

TACKLES (Solo-Assists-Total)  
Babineaux (81-36-117), McCourtly (85-22-107), Griffin (70-26-96), Finnegan (71-24-95), Ayers (66-22-88), McCarthy (61-15-76), Casey (41-33-74), Ruud (51-17-68), Witherspoon (51-11-62), Ball (29-26-55), Verner (29-21-50), Jones (24-24-48), Morgan (23-24-47), S. Smith (20-24-44), Marks (18-26-44), Hope (25-8-33), Klug (18-14-32), Hayes (14-15-29), Sheppard (7-9-16), McRath (11-3-14), Hawkins (9-2-11), A. Smith (4-0-4), Clayton (1-2-3), Shaw (2-0-2), Amato (0-0-0), Bailey (0-0-0), Campbell (0-0-0)  
Team Totals: 404-811-1,215

USUAL STARTING LINEUP

OFFENSE  
WR Nate Washington (85)  
LT Michael Roos (71)  
LG Leroy Harris (64)  
C Eugene Amano (54)  
RG Jake Scott (73)  
RT David Stewart (76)  
TE Craig Stevens (88)  
WR Damian Williams (17)  
FB Ahmad Hall (45)  
QB Matt Hasselbeck (8)  
RB Chris Johnson (28)

DEFENSE  
LE Derrick Morgan (90)/Dave Ball (98)  
LT Jurrell Casey (99)  
RT Sen'Derrick Marks (94)  
RE Jason Jones (91)  
LLB Akeem Ayers (56)  
MLB Colin McCarthy (52)/Barrett Ruud (55)  
RLB Will Witherspoon (92)  
LCB Jason McCourty (30)  
RCB Cortland Finnegan (31)  
SS Jordan Babineaux (26)  
FS Michael Griffin (33)

SPECIALISTS  
K Rob Bironas (2)  
P Brett Kern (6)  
KR/PR Marc Mariani (83)

Pro Bowl  
All-Pro

GM: Mike Reinfeldt; Head Coach: Mike Munchak  
Asst. Coaches: Jerry Gray (def. coord.), Chris Palmer (off. coord.), Steve Watterson (asst. head coach/strength & cond.), Frank Bush (LB), Curtis Fuller (asst. secondary) Dowell Loggains (QB/passing game), Charles London (off. asst./qual. cti.), Alan Lowry (ST), Bruce Matthews (OL), Dave McGinnis (senior asst.), Chet Parlavecchio (ST asst.), Dave Ragone (WR), Marcus Robertson (secondary), Tracy Rocker (DL), Jim Skipper (RB), Arthur Smith (def. asst./qual. cti.), Art Valero (asst. OL), John Zernhelt (TE)

AMERICAN FOOTBALL CONFERENCE STANDINGS

AFC EAST	W	L	T	Pct
New England	13	3	0	.813
New York Jets	8	8	0	.500
Miami	6	10	0	.375
Buffalo	6	10	0	.375
AFC NORTH	W	L	T	Pct
Baltimore	12	4	0	.750
* Pittsburgh	12	4	0	.750
* Cincinnati	9	7	0	.563
Cleveland	4	12	0	.250
AFC SOUTH	W	L	T	Pct
Houston	10	6	0	.625
Tennessee	9	7	0	.563
Jacksonville	5	11	0	.313
Indianapolis	2	14	0	.125
AFC WEST	W	L	T	Pct
Denver	8	8	0	.500
San Diego	8	8	0	.500
Oakland	8	8	0	.500
Kansas City	7	9	0	.438

NATIONAL FOOTBALL CONFERENCE STANDINGS

NFC EAST	W	L	T	Pct
New York Giants	9	7	0	.563
Philadelphia	8	8	0	.500
Dallas	8	8	0	.500
Washington	5	11	0	.313
NFC NORTH	W	L	T	Pct
Green Bay	15	1	0	.938
* Detroit	10	6	0	.625
Chicago	8	8	0	.500
Minnesota	3	13	0	.188
NFC SOUTH	W	L	T	Pct
New Orleans	13	3	0	.813
* Atlanta	10	6	0	.625
Carolina	6	10	0	.375
Tampa Bay	4	12	0	.250
NFC WEST	W	L	T	Pct
San Francisco	13	3	0	.813
Arizona	8	8	0	.500
Seattle	7	9	0	.438
St. Louis	2	14	0	.125

\* Wild Card for Playoffs



2010 SEASON (6-10 REGULAR SEASON, 0-0 PLAYOFFS) • 4TH PLACE AFC SOUTH

DATE	OPPONENT	SCORE	W/L	ATT
Sep. 12	OAKLAND	38-13	W	69,143
Sep. 19	PITTSBURGH	11-19	L	69,143
Sep. 26	at New York Giants	29-10	W	79,386
Oct. 3	DENVER	20-26	L	69,143
Oct. 10	at Dallas	34-27	W	90,616
Oct. 18	at Jacksonville	30-3	W	63,625
Oct. 24	PHILADELPHIA	37-19	W	69,143
Oct. 31	at San Diego	25-33	L	59,260
Nov. 7	BYE			
Nov. 14	at Miami	17-29	L	65,585
Nov. 21	WASHINGTON	16-19*	L	69,143
Nov. 28	at Houston	0-20	L	70,855
Dec. 5	JACKSONVILLE	6-17	L	69,143
Dec. 9	INDIANAPOLIS	28-30	L	69,143
Dec. 19	HOUSTON	31-17	W	69,143
Dec. 26	at Kansas City	14-34	L	65,606
Jan. 2	at Indianapolis	20-23	L	67,188
* Overtime				

	TITANS	OPP
Total First Downs	252	356
Rushing	73	107
Passing	155	214
Penalty	24	35
3rd Down: Made/Att	71/204	104/242
3rd Down Pct.	34.8	43.0
4th Down: Made/Att	8/14	9/22
4th Down Pct.	57.1	40.9
Possession Avg.	25:54	34:06
Total Net Yards	4834	5883
Avg. Per Game	302.1	367.7
Total Plays	907	1139
Avg. Per Play	5.3	5.2
Net Yards Rushing	1727	1851
Avg. Per Game	107.9	115.7
Total Rushes	406	474
Net Yards Passing	3107	4032
Avg. Per Game	194.2	252.0
Sacked/Yards Lost	27/171	40/272
Gross Yards	3278	4304
Att./Completions	474/273	625/410
Completion Pct.	57.6	65.6
Had Intercepted	15	17
Punts/Average	77/42.9	61/42.9
Net Punting Avg.	77/39.1	61/34.6
Penalties/Yards	128/1040	114/1039
Fumbles/Ball Lost	22/14	25/8
Touchdowns	40	32
Rushing	13	7
Passing	24	23
Returns	3	2

BY PERIODS	1	2	3	4	OT	PTS
Team	79	92	83	102	0	356
Opponents	65	130	65	76	3	339

SCORING	TD	RU	PA	RT	PAT	FG	S	TP
Bironas	0	0	0	0	38/38	24/26	0	110
C. Johnson	12	11	1	0	0	0	0	72
Britt	9	0	9	0	0	0	0	56
Washington	6	0	6	0	0	0	0	36
Moss LG	5	0	5	0	0	0	0	30
Scaife	4	0	4	0	0	0	0	24
Mariani	2	0	0	2	0	0	0	12
Ringer	2	2	0	0	0	0	0	12
Stevens	2	0	2	0	0	0	0	12
Cook	1	0	1	0	0	0	0	6
Finnegan	1	0	0	1	0	0	0	6
Gage	1	0	1	0	0	0	0	6
Schommer	0	0	0	0	0	0	1	2
Team	40	13	24	3	38/38	24/26	2	356
Opponents	32	7	23	2	30/30	39/48	0	339

2-Pt Conversions: Britt, Titans 1-2, Opponents 0-2

FUM/Lost: Young 6/4, K. Collins 5/3, C. Johnson 3/2, Mariani 3/2, Scaife 2/1, Amano 1/0, Amato 1/1, Britt 1/1

RUSHING	No	Yds	Avg	Lg	TD
C. Johnson	316	1364	4.3	76t	11
Ringer	51	239	4.7	54	2
Young	25	125	5.0	20	0
Williams	1	5	5.0	5	0
K. Collins	10	1	0.1	4	0
Hall	1	1	1.0	1	0
Kern	1	0	0.0	0	0
Washington	1	-8	-8.0	-8	0
Team	406	1727	4.3	76t	13
Opponents	474	1851	3.9	37	7

PASSING	Att	Cmp	Pct	Yards	Yds/Att	TD	Int	Lg	Sk/Yds	Rating
K. Collins	278	160	57.6	1823	6.56	14	8	80t	13/91	82.2
Young	156	93	59.6	1255	8.04	10	3	71t	13/80	98.6
Smith	40	20	50.0	200	5.00	0	4	52	1/0	25.0
Team	474	273	57.6	3278	6.92	24	15	80t	27/171	82.6
Opponents	625	410	65.6	4304	6.89	23	17	75t	40/272	86.4

RECEIVING	No	Yds	Avg	Lg	TD
C. Johnson	44	245	5.6	25	1
Britt	42	775	18.5	80t	9
Washington	42	687	16.4	71t	6
Scaife	36	318	8.8	30	4
Cook	29	361	12.4	36	1
Moss LG	28	393	14.0	37t	5
Moss TM	6	80	13.3	26	0
Gage	20	266	13.3	30	1
Williams	16	219	13.7	39	0
Hall	15	100	6.7	19	0
Stevens	11	122	11.1	28	2
Ringer	7	44	6.3	9	0
L. Hawkins	5	61	12.2	24	0
Team	273	3278	12.0	80t	24
Opponents	410	4304	10.5	75t	23

INTERCEPTIONS	No	Yds	Avg	Lg	TD
Griffin	4	50	12.5	28	0
Verner	3	41	13.7	19	0
Finnegan	2	41	20.5	41t	1
McCourtly	2	11	5.5	11	0
Witherspoon	2	11	5.5	9	0
Hope	1	32	32.0	32	0
Tulloch	1	18	18.0	18	0
Fuller	1	0	0.0	0	0
Marks	1	-6	-6.0	-6	0
Team	17	198	11.6	41t	1
Opponents	15	120	8.0	54t	1

PUNTING	No	Yds	Avg	Net	TB	In	Lg	B
Kern	77	3302	42.9	39.1	4	24	68	0
Team	77	3302	42.9	39.1	4	24	68	0
Opponents	61	2618	42.9	34.6	9	15	68	1

PUNT RETURNS	No	FC	Yds	Avg	Lg	TD
Mariani	27	17	329	12.2	87t	1
Team	27	17	329	12.2	87t	1
Opponents	35	16	214	6.1	29	0

KICKOFF RETURNS	No	Yds	Avg	Lg	TD
Mariani	60	1530	25.5	98t	1
Hall	2	21	10.5	15	0
Cook	1	3	3.0	3	0
Gage	1	2	2.0	2	0
Team	64	1556	24.3	98t	1
Opponents	56	1389	24.8	97t	1

FIELD GOALS	1-19	20-29	30-39	40-49	50+
Bironas	0/0	6/6	8/9	8/8	2/3
Team	0/0	6/6	8/9	8/8	2/3
Opponents	1/1	10/10	15/15	11/17	2/5

Bironas/Titans: (43G) (21G) (48G,22G) (35N,55G,46G) (52G, 40G) (26G,33G,36G)(41G,38G,33G) (21G) (40G) (25G, 32G,40G) () (37G,30G) () (30G) () (26G,42G,61N) OPP: (34G,30G,53N) (36G,34G,25G,27G) (53N,50G,44N) (36G,36G,35G,36G)(51G,44N,26G) (33G) (25G,46G,46G,28G) (34G,36G) (23G,26G,42G)(19G,51N,40G,42G,47N,48G) (35G,33G) (26G,49B,48N) (21G,28G,47G) (37G) (35G,47N,42G) (48G,44G,43G)

SACKS  
Babin 12.5, Ball 7, T. Brown 3.5, Jones 3.5, Ford 3, Witherspoon 3, Hayes 1.5, McRath 1.5, Morgan 1.5, Finnegan 1, Hope 1, Tulloch 1  
Titans 40, Opponents 27

TACKLES (Solo-Assists-Total)  
Tulloch (121-48-169), Griffin (99-54-153), Hope (85-48-133), Verner (76-27-103), Finnegan (76-24-100), Witherspoon (65-34-99), Babin (56-37-93), Ford (38-29-67), Jones (36-25-61), McRath (45-15-60), Ball (32-27-59), Haye (30-22-52), Marks (27-23-50), Hayes (27-22-49), McCourtly (36-9-45), Brown (18-17-35), Fuller (22-10-32), Douglas (14-16-30), Shaw (7-4-11), Morgan (6-4-10), Sheppard (4-5-9), Winborn (4-4-8), Gordon (2-2-4), Mouton (3-0-3), Allred (2-1-3)  
Team Totals: 931-507-1,438

USUAL STARTING LINEUP

OFFENSE  
WR Nate Washington (85)  
LT Michael Roos (71)  
LG Leroy Harris (64)  
C Eugene Amano (54)  
RG Jake Scott (73)  
RT David Stewart (76)  
TE Craig Stevens (88)/Bo Scaife (80)  
WR Justin Gage (12)/Kenny Britt (18)  
FB Ahmard Hall (45)  
QB Vince Young (10)/Kerry Collins (5)  
RB Chris Johnson (28)

DEFENSE  
LE Jason Babin (93)  
LT Jason Jones (91)  
RT Tony Brown (97)  
RE Dave Ball (98)  
LLB Gerald McRath (51)  
MLB Stephen Tulloch (55)  
RLB Will Witherspoon (92)  
LCB Alterraun Verner (20)  
RCB Cortland Finnegan (31)  
SS Chris Hope (24)  
FS Michael Griffin (33)

SPECIALISTS

K Rob Bironas (2)  
P Brett Kern (6)  
KR/PR Marc Mariani (83)

Pro Bowl

All-Pro

GM: Mike Reinfeldt; Head Coach: Jeff Fisher  
Asst. Coaches: Mike Heimerdinger (off. coord.), Chuck Cecil (def. coord.), Craig Johnson (asst. head coach/RB), Dave McGinnis (asst. head coach/LB), Steve Watterson (asst. head coach/strength & conditioning), Marty Galbraith (ST asst.), Fred Graves (WR), Tim Hauck (asst. secondary), Dowell Loggains (QB/passing game), Alan Lowry (ST), Mike Munchak (OL), Marcus Robertson (secondary), Rayna Stewart (def. asst./qual ctl.), Jim Washburn (DL), Richie Weissman (qual. control/off.), John Zernelt (TE)

AMERICAN FOOTBALL CONFERENCE STANDINGS

AFC EAST	W	L	T	Pct
New England	14	2	0	.875
* New York Jets	11	5	0	.688
Miami	7	9	0	.438
Buffalo	4	12	0	.250
AFC NORTH	W	L	T	Pct
Pittsburgh	12	4	0	.750
* Baltimore	12	4	0	.750
Cleveland	5	11	0	.313
Cincinnati	4	12	0	.250
AFC SOUTH	W	L	T	Pct
Indianapolis	10	6	0	.625
Jacksonville	8	8	0	.500
Houston	6	10	0	.375
Tennessee	6	10	0	.375
AFC WEST	W	L	T	Pct
Kansas City	10	6	0	.625
San Diego	9	7	0	.563
Oakland	8	8	0	.500
Denver	4	12	0	.250

NATIONAL FOOTBALL CONFERENCE STANDINGS

NFC EAST	W	L	T	Pct
Philadelphia	10	6	0	.625
New York Giants	10	6	0	.625
Dallas	6	10	0	.375
Washington	6	10	0	.375
NFC NORTH	W	L	T	Pct
Chicago	11	5	0	.688
* Green Bay	10	6	0	.625
Detroit	6	10	0	.375
Minnesota	6	10	0	.375
NFC SOUTH	W	L	T	Pct
Atlanta	13	3	0	.813
* New Orleans	11	5	0	.688
Tampa Bay	10	6	0	.625
Carolina	2	14	0	.125
NFC WEST	W	L	T	Pct
Seattle	7	9	0	.438
St. Louis	7	9	0	.438
San Francisco	6	10	0	.375
Arizona	5	11	0	.313

\* Wild Card for Playoffs

# 2009 SEASON (8-8 REGULAR SEASON, 0-0 PLAYOFFS) • 3RD PLACE AFC SOUTH

DATE	OPPONENT	SCORE	W/L	ATT
Sep. 10	at Pittsburgh	10-13*	L	65,110
Sep. 20	HOUSTON	31-34	L	69,143
Sep. 27	at NY Jets	17-24	L	75,863
Oct. 4	at Jacksonville	17-37	L	49,014
Oct. 11	INDIANAPOLIS	9-31	L	69,143
Oct. 18	at New England	0-59	L	68,756
Oct. 25	BYE			
Nov. 1	JACKSONVILLE	30-13	W	69,143
Nov. 8	at San Francisco	34-27	W	69,732
Nov. 15	BUFFALO	41-17	W	69,143
Nov. 23	at Houston	20-17	W	71,153
Nov. 29	ARIZONA	20-17	W	69,143
Dec. 6	at Indianapolis	17-27	L	66,321
Dec. 13	ST. LOUIS	47-7	W	69,143
Dec. 20	MIAMI	27-24*	W	69,143
Dec. 25	SAN DIEGO	17-42	L	69,143
Jan. 3	at Seattle	17-13	W	67,002

\* Overtime

	TITANS	OPP
<b>Total First Downs</b>	<b>288</b>	<b>323</b>
Rushing	115	89
Passing	154	210
Penalty	19	24
3rd Down: Made/Att	89/214	89/218
3rd Down Pct.	41.6	40.8
4th Down: Made/Att	12/22	12/17
4th Down Pct.	54.5	70.6
<b>Possession Avg.</b>	<b>28:27</b>	<b>31:33</b>
<b>Total Net Yards</b>	<b>5623</b>	<b>5850</b>
Avg. Per Game	351.4	365.6
Total Plays	990	1038
Avg. Per Play	5.7	5.6
<b>Net Yards Rushing</b>	<b>2592</b>	<b>1711</b>
Avg. Per Game	162.0	106.9
Total Rushes	499	402
<b>Net Yards Passing</b>	<b>3031</b>	<b>4139</b>
Avg. Per Game	189.4	258.7
Sacked/Yards Lost	15/73	32/224
Gross Yards	3104	4363
Att./Completions	476/271	604/404
Completion Pct.	56.9	66.9
Had Intercepted	15	20
<b>Punts/Average</b>	<b>69/43.4</b>	<b>76/44.3</b>
<b>Net Punting Avg.</b>	<b>69/38.7</b>	<b>76/39.5</b>
<b>Penalties/Yards</b>	<b>98/821</b>	<b>94/724</b>
<b>Fumbles/Ball Lost</b>	<b>27/16</b>	<b>20/7</b>
<b>Touchdowns</b>	<b>39</b>	<b>48</b>
Rushing	19	16
Passing	16	31
Returns	4	1

BY PERIODS	1	2	3	4	OT	PTS
Titans	77	103	67	104	3	354
Opponents	82	169	77	71	3	402

SCORING	TD	RU	PA	RT	PAT	FG	S	TP
Bironas	0	0	0	0	37/37	27/32	0	118
Johnson	16	14	2	0	0	0	0	98
Washington	6	0	6	0	0	0	0	36
Britt	3	0	3	0	0	0	0	18
Gage	3	0	3	0	0	0	0	18
Fuller	2	0	0	2	0	0	0	12
White	2	2	0	0	0	0	0	12
Young	2	2	0	0	0	0	0	12
Collins	1	1	0	0	0	0	0	6
Crumpler	1	0	1	0	0	0	0	6
Finnegan	1	0	0	1	0	0	0	6
Hood	1	0	0	1	0	0	0	6
Scaife	1	0	1	0	0	0	0	6
<b>Titans</b>	<b>39</b>	<b>19</b>	<b>16</b>	<b>4</b>	<b>37/37</b>	<b>27/32</b>	<b>0</b>	<b>354</b>
<b>Opp.</b>	<b>48</b>	<b>16</b>	<b>31</b>	<b>1</b>	<b>46/47</b>	<b>22/27</b>	<b>0</b>	<b>402</b>

2-Pt Conversions: Johnson, Titans 1-2, Opponents 1-1

**FUM/Lost:** Young 8/2, Mouton 4/2, Collins 3/2, Johnson 3/3, Hall 2/2, Britt 1/1, Crumpler 1/1, Finnegan 1/0, Pearman 1/1, Scaife 1/1, Washington 1/0, White 1/1

RUSHING	No	Yds	Avg	Lg	TD
Johnson	358	2006	5.6	91t	14
Young	55	281	5.1	44	2
White	64	222	3.5	11	2
Ringer	8	48	6.0	32	0
Collins	11	15	1.4	10t	1
Washington	2	15	7.5	14	0
Hall	1	5	5.0	5	0
<b>Team</b>	<b>499</b>	<b>2592</b>	<b>5.2</b>	<b>91t</b>	<b>19</b>
<b>Opponents</b>	<b>402</b>	<b>1711</b>	<b>4.3</b>	<b>80t</b>	<b>16</b>

PASSING	Att	Cmp	Pct	Yards	Yds/Att	TD	Int	Lg	Sk/Yds	Rating
Young	259	152	58.7	1879	7.25	10	7	66t	9/36	82.8
Collins	216	119	55.1	1225	5.67	6	8	69t	6/37	65.5
Johnson	1	0	0.0	0	0.00	0	0	---	0/0	39.6
<b>Team</b>	<b>476</b>	<b>271</b>	<b>56.9</b>	<b>3104</b>	<b>6.52</b>	<b>16</b>	<b>15</b>	<b>69t</b>	<b>15/73</b>	<b>74.8</b>
<b>Opponents</b>	<b>604</b>	<b>404</b>	<b>66.9</b>	<b>4363</b>	<b>7.22</b>	<b>31</b>	<b>20</b>	<b>72t</b>	<b>32/224</b>	<b>91.2</b>

RECEIVING	No	Yds	Avg	Lg	TD
Johnson	50	503	10.1	69t	2
Washington	47	569	12.1	35	6
Scaife	45	440	9.8	27	1
Britt	42	701	16.7	57	3
Gage	28	383	13.7	49	3
Crumpler	27	222	8.2	27	1
Hall	12	79	6.6	15	0
Cook	9	74	8.2	17	0
Hawkins	7	110	15.7	32	0
White	3	14	4.7	7	0
M. Jones	1	9	9.0	9	0
<b>Team</b>	<b>271</b>	<b>3104</b>	<b>11.5</b>	<b>69t</b>	<b>16</b>
<b>Opponents</b>	<b>404</b>	<b>4363</b>	<b>10.8</b>	<b>72t</b>	<b>31</b>

INTERCEPTIONS	No	Yds	Avg	Lg	TD
Finnegan	5	194	38.8	80	1
Hood	3	91	30.3	43	1
Fuller	3	71	23.7	45t	2
Bulluck	3	45	15.0	23	0
Hope	3	24	8.0	24	0
Harper	1	4	4.0	4	0
Griffin	1	3	3.0	3	0
McRath	1	1	1.0	1	0
<b>Team</b>	<b>20</b>	<b>433</b>	<b>21.7</b>	<b>80</b>	<b>4</b>
<b>Opponents</b>	<b>15</b>	<b>121</b>	<b>8.1</b>	<b>26</b>	<b>0</b>

PUNTING	No	Yds	Avg	Net	TB	In	Lg	B
Kern LG	64	2910	45.5	38.5	10	27	67	0
Kern TM	37	1665	45.0	41.4	4	18	67	0
Hodges TM	22	868	39.5	31.8	2	1	50	0
Hentrich	9	422	46.9	44.1	0	3	60	0
Bironas	1	40	40.0	40.0	0	0	40	0
<b>Team</b>	<b>69</b>	<b>2995</b>	<b>43.4</b>	<b>38.7</b>	<b>6</b>	<b>22</b>	<b>67</b>	<b>0</b>
<b>Opponents</b>	<b>76</b>	<b>3364</b>	<b>44.3</b>	<b>39.5</b>	<b>7</b>	<b>32</b>	<b>64</b>	<b>0</b>

PUNT RETURNS	No	FC	Yds	Avg	Lg	TD
Pearman	11	8	112	10.2	18	0
Kaesviharn	9	8	34	3.8	10	0
Mouton	6	3	37	6.2	15	0
Finnegan	4	1	14	3.5	11	0
M. Jones	3	2	23	7.7	15	0
<b>Team</b>	<b>33</b>	<b>22</b>	<b>220</b>	<b>6.7</b>	<b>18</b>	<b>0</b>
<b>Opponents</b>	<b>29</b>	<b>17</b>	<b>208</b>	<b>7.2</b>	<b>37</b>	<b>0</b>

KICKOFF RETURNS	No	Yds	Avg	Lg	TD
Britt	24	523	21.8	56	0
M. Jones	13	264	20.3	27	0
Ringer	9	181	20.1	25	0
Pearman	8	174	21.8	27	0
Griffin	6	143	23.8	31	0
Crumpler	3	20	6.7	15	0
McCourty	3	72	24.0	27	0
Hall	1	12	12.0	12	0
Mouton	1	14	14.0	14	0
Stevens	1	14	14.0	14	0
<b>Team</b>	<b>69</b>	<b>1417</b>	<b>20.5</b>	<b>56</b>	<b>0</b>
<b>Opponents</b>	<b>71</b>	<b>1714</b>	<b>24.1</b>	<b>99t</b>	<b>1</b>

FIELD GOALS	1-19	20-29	30-39	40-49	50+
Bironas	0/0	8/8	4/6	10/12	5/6
<b>Team</b>	<b>0/0</b>	<b>8/8</b>	<b>4/6</b>	<b>10/12</b>	<b>5/6</b>
<b>Opponents</b>	<b>0/0</b>	<b>9/9</b>	<b>8/9</b>	<b>4/6</b>	<b>1/3</b>

**Bironas/Titans:** (37N,31B,45G) (40G) (38G) (29G) (49G,43G,46G) () (48G,25G,45G) (21G,28G) (38G,60N,51G) (50G,49N,53G) (52G,24G) (20G) (27G,34G,36G,50G) (24G,46G) (46G) (47N,47G)

**Opponents:** (32G,33G) (38G,23G) (30G) (22G,50G,55N,33G) (23G) (39N,33G) () (40G,25G) (25G) (49N,26G,49N) (41G) (43G,52N,36G) () (23G,28G,45G) () (35G,20G)

## SACKS

Ford 5.5, T. Brown 5, Hayes 4, J. Jones 4, Vanden Bosch 3, Hope 2, Tulloch 2, Fuller 1, Griffin 1, Kearse 1, Marks 1, Thornton 1, (group) 1, Haye 0.5

Titans 32, Opponents 15

## TACKLES (Solo-Assists-Total)

Tulloch (95-37-132), Bulluck (83-35-118), Griffin (62-46-108), Hope (70-25-95), Vanden Bosch (41-45-86), W. Hayes (51-31-82), Harper (69-8-77), Finnegan (57-19-76), Brown (36-25-61), Thornton (46-14-60), J. Haye (29-26-55), Vickerson (24-25-49), Ball (19-19-38), Ford (22-16-38), McRath (25-13-38), Fuller (25-8-33), McCourty (20-10-30), Marks (9-14-23), J. Jones (15-6-21), Hood (14-4-18), Mouton (9-8-17), Allred (6-9-15), Kaesviharn (10-3-13), Kearse (5-6-11), C. Williams (5-2-7), Amato (0-0-0), Keglal (0-0-0), Nickey (0-0-0)

Team Totals: 847-454-1,301

## USUAL STARTING LINEUP

### OFFENSE

WR Nate Washington (85)  
 LT Michael Roos (71)  
 LG Eugene Amano (54)  
**C Kevin Mawae (68)**  
 RG Jake Scott (73)  
 RT David Stewart (76)  
 TE Bo Scaife (80)/Alge Crumpler (83)  
 WR Justin Gage (12)  
 FB Ahmard Hall (45)  
**QB Vince Young (10)**  
**RB Chris Johnson (28)**

### DEFENSE

LE William Hayes (95)  
 LT Jovan Haye (75)  
 RT Tony Brown (97)  
**RE Kyle Vanden Bosch (93)**  
 LLB David Thornton (50)  
 MLB Stephen Tulloch (55)  
 RLB Keith Bulluck (53)  
 LCB Nick Harper (20)  
 RCB Cortland Finnegan (31)  
 SS Chris Hope (24)  
 FS Michael Griffin (33)

### SPECIALISTS

K Rob Bironas (2)  
 P Brett Kern (6)

### Pro Bowl

All-Pro

GM: Mike Reinfeldt; Head Coach: Jeff Fisher

**Asst. Coaches:** Mike Heimerdinger (off. coord.), Chuck Cecil (def. coord.), Dave McGinnis (asst. head coach/LB), Steve Watterson (asst. head coach/strength & conditioning), Earnest Byner (RB), Marty Galbraith (ST asst.), Fred Graves (WR), Tim Hauck (asst. secondary), Craig Johnson (QB), Dowell Loggains (off. qual. ctl.), Alan Lowry (ST), Mike Munchak (OL), Marcus Robertson (secondary), Rayna Stewart (def. asst./qual. ctl.), Jim Washburn (DL), Richie Wessman (off. asst.), John Zernhelt (TE)

## AMERICAN FOOTBALL CONFERENCE STANDINGS

AFC EAST	W	L	T	Pct
New England	10	6	0	.625
* N.Y. Jets	9	7	0	.563
Miami	7	9	0	.438
Buffalo	6	10	0	.375
AFC NORTH	W	L	T	Pct
Cincinnati	10	6	0	.625
* Baltimore	9	7	0	.563
Pittsburgh	9	7	0	.563
Cleveland	5	11	0	.313
AFC SOUTH	W	L	T	Pct
Indianapolis	14	2	0	.875
Houston	9	7	0	.563
<b>Tennessee</b>	<b>8</b>	<b>8</b>	<b>0</b>	<b>.500</b>
Jacksonville	7	9	0	.438
AFC WEST	W	L	T	Pct
San Diego	13	3	0	.813
Denver	8	8	0	.500
Oakland	5	11	0	.313
Kansas City	4	12	0	.250

## NATIONAL FOOTBALL CONFERENCE STANDINGS

NFC EAST	W	L	T	Pct
Dallas	11	5	0	.688
* Philadelphia	11	5	0	.688
N.Y. Giants	8	8	0	.500
Washington	4	12	0	.250
NFC NORTH	W	L	T	Pct
Minnesota	12	4	0	.813
* Green Bay	11	5	0	.688
Chicago	7	9	0	.438
Detroit	2	14	0	.125
NFC SOUTH	W	L	T	Pct
New Orleans	13	3	0	.813
Atlanta	9	7	0	.563
Carolina	8	8	0	.500
Tampa Bay	3	13	0	.188
NFC WEST	W	L	T	Pct
Arizona	10	6	0	.625
San Francisco	8	8	0	.500
Seattle	5	11	0	.313
St. Louis	1	15	0	.063

\* Wild Card for Playoffs

# 2008 SEASON (13-3 REGULAR SEASON, 0-1 PLAYOFFS) • 1ST PLACE AFC SOUTH

DATE	OPPONENT	SCORE	W/L	ATT
Sep. 7	JACKSONVILLE	17-10	W	69,143
Sep. 14	at Cincinnati	24-7	W	65,540
Sep. 21	HOUSTON	31-12	W	69,143
Sep. 28	MINNESOTA	30-17	W	69,143
Oct. 5	at Baltimore	13-10	W	71,131
Oct. 12	BYE			
Oct. 19	at Kansas City	34-10	W	74,200
Oct. 27	INDIANAPOLIS	31-21	W	69,143
Nov. 2	GREEN BAY	19-16*	W	69,143
Nov. 9	at Chicago	21-14	W	62,124
Nov. 16	at Jacksonville	24-14	W	65,258
Nov. 23	NY JETS	13-34	L	69,143
Nov. 27	at Detroit	47-10	W	60,112
Dec. 7	CLEVELAND	28-9	W	69,143
Dec. 14	at Houston	12-13	L	70,831
Dec. 21	PITTSBURGH	31-14	W	69,143
Dec. 28	at Indianapolis	0-23	L	66,721
Jan. 10	BALTIMORE	10-13	L	69,143

\* Overtime

	TITANS	OPP
<b>Total First Downs</b>	<b>268</b>	<b>276</b>
Rushing	108	81
Passing	143	166
Penalty	17	29
3rd Down: Made/Att	78/216	79/226
3rd Down Pct.	36.1	35.0
4th Down: Made/Att	5/11	8/18
4th Down Pct.	45.5	44.4
<b>Possession Avg.</b>	<b>29:09</b>	<b>30:51</b>
<b>Total Net Yards</b>	<b>5018</b>	<b>4698</b>
Avg. Per Game	313.6	293.6
Total Plays	973	1022
Avg. Per Play	5.2	4.6
<b>Net Yards Rushing</b>	<b>2199</b>	<b>1502</b>
Avg. Per Game	137.4	93.9
Total Rushes	508	403
Avg. Per Play	4.3	3.7
<b>Net Yards Passing</b>	<b>2819</b>	<b>3196</b>
Avg. Per Game	176.2	199.8
Sacked/Yards Lost	12/83	44/262
Gross Yards	2902	3458
Att./Comp.	453/265	575/342
Completion Pct.	58.5	59.5
Had Intercepted	9	20
<b>Punts/Average</b>	<b>87/42.8</b>	<b>87/42.3</b>
<b>Net Punting Avg.</b>	<b>36.5</b>	<b>36.2</b>
<b>Penalties/Yards</b>	<b>108/855</b>	<b>93/750</b>
<b>Fumbles/Ball Lost</b>	<b>18/8</b>	<b>28/11</b>
<b>Touchdowns</b>	<b>41</b>	<b>25</b>
Rushing	24	12
Passing	13	12
Returns	4	1

BY PERIODS	1	2	3	4	OT	PTS
<b>Titans</b>	<b>63</b>	<b>119</b>	<b>67</b>	<b>123</b>	<b>3</b>	<b>375</b>
<b>Opponents</b>	<b>49</b>	<b>87</b>	<b>34</b>	<b>64</b>	<b>0</b>	<b>234</b>

SCORING	TD	RU	PA	RT	PAT	FG	S	TP
Bironas	0	0	0	0	40/40	29/33	0	127
White	15	15	0	0	0/0	0/0	0	90
Johnson	10	9	1	0	0/0	0/0	0	60
Gage	6	0	6	0	0/0	0/0	0	36
Hall	2	0	2	0	0/0	0/0	0	14
Scaife	2	0	2	0	0/0	0/0	0	12
Griffin	1	0	2	1	0/0	0/0	0	6
Ball	1	0	0	1	0/0	0/0	0	6
Jones	1	0	1	0	0/0	0/0	0	6
Finnegan	1	0	0	1	0/0	0/0	0	6
Bulluck	1	0	0	1	0/0	0/0	0	6
Crumpler	1	0	1	0	0/0	0/0	0	6
<b>Titans</b>	<b>41</b>	<b>24</b>	<b>13</b>	<b>4</b>	<b>40/40</b>	<b>29/33</b>	<b>0</b>	<b>375</b>
<b>Opponents</b>	<b>25</b>	<b>12</b>	<b>12</b>	<b>1</b>	<b>24/24</b>	<b>20/30</b>	<b>0</b>	<b>234</b>

2-point conversions: Hall, Titans 1-1, Opponents 0-1

FUM/Lost: Collins 5/1, Carr 2/0, McCarreins 2/2, Young 2/0, Crumpler 1/0, Hall 1/1, Hentrich 1/1, C. Johnson 1/1, Mawae 1/1, Scaife 1/0, White 1/1

RUSHING	No	Yds	Avg	Lg	TD
Johnson	251	1228	4.9	66t	9
White	200	773	3.9	80t	15
Ganther	9	61	6.8	22	0
Collins	25	49	2.0	17	0
Jones	2	35	17.5	28	0
Young	8	27	3.4	8	0
Hall	8	21	2.6	6	0
McCarreins	2	8	4.0	4	0

PASSING	Att	Cmp	Pct	Yards	Yds/Att	TD	Int	Lg	Sk/Yds	Rating
K. Collins	415	242	58.3	2676	6.4	12	7	56t	8/60	80.2
V. Young	36	22	61.1	219	6.1	1	2	54	3/13	64.5
C. Simms	2	1	50.0	7	3.5	0	0	7	1/10	78.8
<b>Titans</b>	<b>453</b>	<b>265</b>	<b>58.5</b>	<b>2902</b>	<b>6.4</b>	<b>13</b>	<b>9</b>	<b>56t</b>	<b>12/83</b>	<b>78.8</b>
<b>Opponents</b>	<b>575</b>	<b>342</b>	<b>59.5</b>	<b>3458</b>	<b>6.0</b>	<b>12</b>	<b>20</b>	<b>65</b>	<b>44/262</b>	<b>69.2</b>

Henry	1	3	3.0	3	0
Hentrich	2	-6	-3.0	0	0
<b>Titans</b>	<b>508</b>	<b>2199</b>	<b>4.3</b>	<b>80t</b>	<b>24</b>
<b>Opponents</b>	<b>403</b>	<b>1502</b>	<b>3.7</b>	<b>61t</b>	<b>12</b>

RECEIVING	No	Yds	Avg	Lg	TD
Scaife	58	561	9.7	44	2
Johnson	43	260	6.0	25	1
Jones	41	449	11.0	40	1
Gage	34	651	19.1	56t	6
McCarreins	30	412	13.7	37	0
Crumpler	24	257	10.7	28	1
Hall	13	138	10.6	54	2
Hawkins	7	68	9.7	19	0
Ganther	6	43	7.2	15	0
White	5	16	3.2	7	0
Davis	2	31	15.5	21	0
Stevens	1	9	9.0	9	0
Williams	1	7	7.0	7	0
<b>Titans</b>	<b>265</b>	<b>2902</b>	<b>11.0</b>	<b>56t</b>	<b>13</b>
<b>Opponents</b>	<b>342</b>	<b>3458</b>	<b>10.1</b>	<b>65</b>	<b>12</b>

INTERCEPTIONS	No	Yds	Avg	Lg	TD
Griffin	7	172	24.6	83t	1
Finnegan	5	100	20.0	99t	1
Hope	4	53	13.3	39	0
Harper	2	11	5.5	15.0	0
Ball	1	15	15.0	15t	1
Carr	1	0	0.0	0	0
<b>Titans</b>	<b>20</b>	<b>351</b>	<b>17.6</b>	<b>99t</b>	<b>3</b>
<b>Opponents</b>	<b>9</b>	<b>88</b>	<b>9.8</b>	<b>33</b>	<b>0</b>

PUNTING	No	Yds	Avg	Net	TB	In	Lg	B
Hentrich	87	3725	42.8	36.5	13	27	75	0
<b>Titans</b>	<b>87</b>	<b>3725</b>	<b>42.8</b>	<b>36.5</b>	<b>13</b>	<b>27</b>	<b>75</b>	<b>0</b>
<b>Opponents</b>	<b>87</b>	<b>3676</b>	<b>42.3</b>	<b>36.2</b>	<b>10</b>	<b>28</b>	<b>66</b>	<b>1</b>

PUNT RETURNS	No	FC	Yds	Avg	Lg	TD
Carr	32	20	323	10.1	44	0
Davis	2	1	6	3.0	9	0
<b>Titans</b>	<b>34</b>	<b>21</b>	<b>329</b>	<b>9.7</b>	<b>44</b>	<b>0</b>
<b>Opponents</b>	<b>32</b>	<b>20</b>	<b>290</b>	<b>9.1</b>	<b>34</b>	<b>0</b>

KICKOFF RETURNS	No	Yds	Avg	Lg	TD
Carr	35	984	28.1	52	0
Hawkins	7	130	18.6	23	0
Davis	4	119	29.8	33	0
Griffin	2	32	16.0	28	0
Hall	2	21	10.5	13	0
Johnson	1	17	17.0	17	0
Stevens	1	16	16.0	16	0
<b>Titans</b>	<b>52</b>	<b>1319</b>	<b>25.4</b>	<b>52</b>	<b>0</b>
<b>Opponents</b>	<b>61</b>	<b>1524</b>	<b>25.0</b>	<b>59</b>	<b>0</b>

FIELD GOALS	1-19	20-29	30-39	40-49	50+
Bironas	0-0	6-6	7-7	15-19	1-1
<b>Titans</b>	<b>0-0</b>	<b>6-6</b>	<b>7-7</b>	<b>15-19</b>	<b>1-1</b>
<b>Opponents</b>	<b>0-0</b>	<b>9-10</b>	<b>6-10</b>	<b>4-8</b>	<b>1-2</b>

**Bironas/Titans:** (47G) (34G) (44G) (20G, 32G, 49G) (35G, 26G) (49G, 46G) (34G, 44G, 43N, 48G) (31G, 25G, 22G, 47N, 41G) (49N) (32G) (43G, 49G) (49G, 41G, 45G, 43G) ( ) (26G, 23G, 51G, 34G,) (42G) (48N)

**Opponents:** (37N,27G) (37N) (44G, 24G) (42G, 48N) (38G, 45N) (39N, 50N, 26G) ( ) (23G, 25G, 38G) (48B) ( ) (20G, 30G) (53G) (47G, 41G, 44N, 39G) (32G, 26N, 24G) (33N) (28G, 21G, 38G)

## SACKS

Haynesworth 8.5, Ford 7, J. Jones 5, Ball 4.5, Vanden Bosch 4.5, Brown 4, Kears 3.5, Vickerson 1.5, Finnegan 1, Griffin 1, Hayes 1, Hope 1, Tulloch 1, Bulluck 0.5

Titans 44, Opponents 12

## TACKLES (Solo-Assists-Total)

Bulluck (83-37-120), Tulloch (62-36-98), Hope (71-22-93), Thornton (63-30-93), Griffin (49-32-81), Harper (70-10-80), Finnegan (61-18-79), Haynesworth (45-30-75), Brown (41-32-73), Ball (22-29-51), Jones (28-21-49), Kears (35-13-48), Vanden Bosch (16-30-46), Ford (27-18-45), Fuller (35-8-43), Carr (24-9-33), Fowler (14-13-27), Vickerson (10-13-23), Hayes (13-8-21), King (9-1-10), Allred (7-1-8), Nickey (3-3-6), Kegl (3-2-5), Stamer (1-1-2), Amato (0-0-0), Gordon (0-0-0), Hill (0-0-0), Williams (0-0-0)

Team Totals: 792-417-1209

## USUAL STARTING LINEUP

### OFFENSE

WR Justin McCareins (19)

LT **Michael Roos (71)**

LG Eugene Amano (54)

C **Kevin Mawae (68)**

RG Jake Scott (73)

RT David Stewart (76)

TE Alge Crumpler (83)

WR Justin Gage (12)

FB Ahmad Hall (45)

QB **Kerry Collins (5)**RB **Chris Johnson (28)**

### DEFENSE

LE Jevon Kearse (90)

LT Tony Brown (97)

RT **Albert Haynesworth (92)**

RE Kyle Vanden Bosch (93)

LLB David Thornton (50)

MLB Stephen Tulloch (55)

RLB Keith Bulluck (53)

LCB Nick Harper (20)

RCB **Cortland Finnegan (31)**SS **Chris Hope (24)**FS **Michael Griffin (33)**

### SPECIALISTS

K Rob Bironas (2)

P Craig Hentrich (15)

### Pro Bowl

All-Pro

GM: Mike Reinfeldt; Head Coach: Jeff Fisher

Asst. Coaches: Mike Heimerdinger (off. coord.), Jim Schwartz (def. coord.), Dave McGinnis (asst. head coach/LB), Bart Andrus (off. asst.), Matt Burke (def. asst./qual. ctl.), Earnest Byner (RB), Chuck Cecil (DB), Marty Galbraith (ST asst.), Fred Graves (WR), Craig Johnson (QB), Dowell Loggains (off. qual. ctl.), Alan Lowry (ST), Mike Munchak (OL), Marcus Robertson (asst. secondary), Jim Washburn (DL), Steve Watterson (asst. head coach/strength & conditioning), John Zernelt (TE)

## AMERICAN FOOTBALL CONFERENCE STANDINGS

AFC EAST	W	L	T	Pct
Miami	11	5	0	.688
New England	11	5	0	.688
N.Y. Jets	9	7	0	.563
Buffalo	7	9	0	.438
AFC NORTH	W	L	T	Pct
Pittsburgh	12	4	0	.750
* Baltimore	11	5	0	.688
Cincinnati	4	11	0	.281
Cleveland	4	12	0	.250
AFC SOUTH	W	L	T	Pct
<b>Tennessee</b>	<b>13</b>	<b>3</b>	<b>0</b>	<b>.813</b>
* Indianapolis	12	4	0	.750
Houston	8	8	0	.500
Jacksonville	5	11	0	.313
AFC WEST	W	L	T	Pct
San Diego	8	8	0	.500
Denver	8	8	0	.500
Oakland	5	11	0	.313
Kansas City	2	14	0	.125

## NATIONAL FOOTBALL CONFERENCE STANDINGS

NFC EAST	W	L	T	Pct
N.Y. Giants	12	4	0	.750
* Philadelphia	9	6	1	.594
Dallas	9	7	0	.563
Washington	8	8	0	.500
NFC NORTH	W	L	T	Pct
Minnesota	10	6	0	.625
Chicago	9	7	0	.563
Green Bay	6	10	0	.375
Detroit	0	16	0	.000
NFC SOUTH	W	L	T	Pct
Carolina	12	4	0	.750
* Atlanta	11	5	0	.688
Tampa Bay	9	7	0	.563
New Orleans	8	8	0	.500
NFC WEST	W	L	T	Pct
Arizona	9	7	0	.563
San Francisco	7	9	0	.438
Seattle	4	12	0	.250
St. Louis	2	14	0	.125



# 2007 SEASON (10-6 REGULAR SEASON, 0-1 PLAYOFFS) • 3RD PLACE AFC SOUTH

DATE	OPPONENT	SCORE	W/L	ATT
Sep. 9	at Jacksonville	13-10	W	65,437
Sep. 16	INDIANAPOLIS	20-22	L	69,143
Sep. 24	at New Orleans	31-14	W	70,002
Sep. 30	BYE			
Oct. 7	ATLANTA	20-13	W	69,143
Oct. 14	at Tampa Bay	10-13	L	65,347
Oct. 21	at Houston	38-36	W	70,734
Oct. 28	OAKLAND	13-9	W	69,143
Nov. 4	CAROLINA	20-7	W	69,143
Nov. 11	JACKSONVILLE	13-28	L	69,143
Nov. 19	at Denver	20-34	L	76,590
Nov. 25	at Cincinnati	6-35	L	65,489
Dec. 2	HOUSTON	28-20	W	69,143
Dec. 9	SAN DIEGO	17-23*	L	69,143
Dec. 16	at Kansas City	26-17	W	74,976
Dec. 23	N.Y. JETS	10-6	W	69,143
Dec. 30	at Indianapolis	16-10	W	57,202
Jan. 6	at San Diego	6-17	L	65,640

\* Overtime

	TITANS	OPP
<b>Total First Downs</b>	<b>306</b>	<b>268</b>
Rushing	118	80
Passing	171	165
Penalty	17	23
3rd Down: Made/Att	89/217	97/230
3rd Down Pct.	41.0	42.2
4th Down: Made/Att	2/11	8/16
4th Down Pct.	18.2	50.0
<b>Possession Avg.</b>	<b>31:38</b>	<b>28:22</b>
<b>Total Net Yards</b>	<b>4987</b>	<b>4665</b>
Avg. Per Game	311.7	291.6
Total Plays	1037	978
Avg. Per Play	4.8	4.8
<b>Net Yards Rushing</b>	<b>2109</b>	<b>1478</b>
Avg. Per Game	131.8	92.4
Total Rushes	543	369
Avg. Per Play	3.9	4.0
<b>Net Yards Passing</b>	<b>2878</b>	<b>3187</b>
Avg. Per Game	179.9	199.2
Sacked/Yards Lost	30/199	40/241
Gross Yards	3077	3428
Att./Comp.	464/288	569/349
Completion Pct.	62.1	61.3
Had Intercepted	17	22
<b>Punts/Average</b>	<b>73/41.9</b>	<b>81/44.6</b>
<b>Net Punting Avg.</b>	<b>36.5</b>	<b>37.6</b>
<b>Penalties/Yards</b>	<b>101/773</b>	<b>90/745</b>
<b>Fumbles/Ball Lost</b>	<b>32/17</b>	<b>26/12</b>
<b>Touchdowns</b>	<b>28</b>	<b>35</b>
Rushing	17	11
Passing	9	21
Returns	2	3

BY PERIODS	1	2	3	4	OT	PTS
<b>Titans</b>	<b>59</b>	<b>64</b>	<b>98</b>	<b>80</b>	<b>0</b>	<b>301</b>
<b>Opponents</b>	<b>65</b>	<b>78</b>	<b>64</b>	<b>84</b>	<b>6</b>	<b>297</b>

SCORING	TD	RU	PA	RT	PAT	FG	S	TP
Bironas	0	0	0	0	28/28	35/39	0	133
White	7	7	0	0	0/0	0/0	0	42
C.Brown	5	5	0	0	0/0	0/0	0	30
R.Williams	4	0	4	0	0/0	0/0	0	24
Young	3	3	0	0	0/0	0/0	0	18
Henry	2	2	0	0	0/0	0/0	0	12
Jones	2	0	2	0	0/0	0/0	0	12
Fuller	2	0	0	2	0/0	0/0	0	12
Gage	2	0	2	0	0/0	0/0	0	12
Scaife	1	0	1	0	0/0	0/0	0	6
<b>Titans</b>	<b>28</b>	<b>17</b>	<b>9</b>	<b>2</b>	<b>28/28</b>	<b>35/39</b>	<b>0</b>	<b>301</b>
<b>Opponents</b>	<b>35</b>	<b>11</b>	<b>21</b>	<b>3</b>	<b>31/33</b>	<b>18/25</b>	<b>0</b>	<b>297</b>

2-Pt Conversions: Titans 0-0, Opponents 1-1

FUM/Lost: Young 10/3, Davis 6/3, White 5/5, Mawae 2/1, Scaife 2/2, Bell 1/1, C. Brown 1/1, Bulluck 1/0, Collins 1/1, Gage 1/0, Griffin 1/0, B. Jones 1/0, M. Williams (LG) 1/1

RUSHING	No	Yds	Avg	Lg	TD
White	303	1110	3.7	28	7
C.Brown	102	462	4.5	42	5
Young	93	395	4.2	21	3
Henry	31	119	3.8	24t	2
Jones	2	37	18.5	19	0
Davis	2	19	9.5	14	0
Hall	1	8	8.0	8	0
Barclay	1	3	3.0	3	0
Troupe	1	-1	-1.0	-1	0
Collins	3	-3	-1.0	-1	0

PASSING	Att	Cmp	Pct	Yards	Yds/Att	TD	Int	Lg	Sk/Yds	Rating
Young	382	238	62.3	2546	6.7	9	17	73	25/157	71.1
Collins	82	50	61.0	531	6.5	0	0	46	5/42	79.9
<b>Titans</b>	<b>464</b>	<b>268</b>	<b>62.1</b>	<b>3077</b>	<b>6.6</b>	<b>9</b>	<b>17</b>	<b>73</b>	<b>30/199</b>	<b>72.6</b>
<b>Opponents</b>	<b>569</b>	<b>349</b>	<b>61.3</b>	<b>3428</b>	<b>6.0</b>	<b>21</b>	<b>22</b>	<b>69t</b>	<b>40/241</b>	<b>74.5</b>

Hentrich	1	-8	-8.0	-8	0
Bell	1	-15	-15.0	-15	0
R.Williams	2	-17	-8.5	-6	0
<b>Titans</b>	<b>543</b>	<b>2109</b>	<b>3.9</b>	<b>42</b>	<b>17</b>
<b>Opponents</b>	<b>369</b>	<b>1478</b>	<b>4.0</b>	<b>62t</b>	<b>11</b>

RECEIVING	No	Yds	Avg	Lg	TD
Gage	55	750	13.6	73	2
R.Williams	55	719	13.1	48	4
Scaife	46	421	9.2	26	1
Moulds	32	342	10.7	46	0
Jones	21	248	11.8	35t	2
White	20	114	5.7	15	0
C.Brown	19	128	6.7	16	0
Hartstock	12	138	11.5	27	0
Hall	9	60	6.7	11	0
Henry	6	53	8.8	18	0
Troupe	5	47	9.4	13	0
Davis	5	38	7.6	13	0
Barclay	2	13	6.5	7	0
Ealy	1	6	6.0	6	0
<b>Titans</b>	<b>288</b>	<b>3077</b>	<b>10.7</b>	<b>73</b>	<b>9</b>
<b>Opponents</b>	<b>349</b>	<b>3428</b>	<b>9.8</b>	<b>69t</b>	<b>21</b>

INTERCEPTIONS	No	Yds	Avg	Lg	TD
Bulluck	5	63	12.6	35	0
Harper	3	62	20.7	32	0
Griffin	3	3	1.0	3	0
Fuller	2	137	68.5	76t	2
Hope	2	45	22.5	45	0
Lowry	2	18	9.0	17	0
Thornton	2	16	8.0	11	0
Finnegan	1	14	14.0	14	0
Hill	1	0	0.0	0	0
LaBoy	1	0	0.0	0	0
<b>Titans</b>	<b>22</b>	<b>358</b>	<b>16.3</b>	<b>76t</b>	<b>2</b>
<b>Opponents</b>	<b>17</b>	<b>116</b>	<b>6.8</b>	<b>23</b>	<b>0</b>

PUNTING	No	Yds	Avg	Net	TB	In	Lg	B
Hentrich	70	2939	42.0	36.5	6	24	66	0
Miller	3	121	40.3	37.0	0	1	52	0
<b>Titans</b>	<b>73</b>	<b>3060</b>	<b>41.9</b>	<b>36.5</b>	<b>6</b>	<b>25</b>	<b>66</b>	<b>0</b>
<b>Opponents</b>	<b>81</b>	<b>3615</b>	<b>44.6</b>	<b>37.6</b>	<b>10</b>	<b>23</b>	<b>70</b>	<b>0</b>

PUNT RETURNS	No	FC	Yds	Avg	Lg	TD
Davis	31	12	293	9.5	39	0
Jones	6	0	29	4.8	13	0
Barclay	3	1	34	11.3	19	0
Finnegan	2	3	11	5.5	9	0
<b>Titans</b>	<b>42</b>	<b>16</b>	<b>367</b>	<b>8.7</b>	<b>39</b>	<b>0</b>
<b>Opponents</b>	<b>31</b>	<b>16</b>	<b>274</b>	<b>8.8</b>	<b>80t</b>	<b>1</b>

KICKOFF RETURNS	No	Yds	Avg	Lg	TD
Griffin	18	422	23.4	48	0
Barclay	14	304	21.7	37	0
Henry	13	272	20.9	46	0
Davis	2	37	18.5	19	0
Troupe	2	21	10.5	12	0
Lowry	1	15	15.0	15	0
Hartstock	1	14	14.0	14	0
Cramer	1	13	13.0	13	0
<b>Titans</b>	<b>52</b>	<b>1098</b>	<b>21.1</b>	<b>48</b>	<b>0</b>
<b>Opponents</b>	<b>58</b>	<b>1404</b>	<b>24.2</b>	<b>76</b>	<b>0</b>

FIELD GOALS	1-19	20-29	30-39	40-49	50+
Bironas	0-0	10-12	12-12	9-10	4-5
<b>Titans</b>	<b>0-0</b>	<b>10-12</b>	<b>12-12</b>	<b>9-10</b>	<b>4-5</b>
<b>Opponents</b>	<b>0-0</b>	<b>7-8</b>	<b>5-6</b>	<b>3-5</b>	<b>3-6</b>

**Bironas/Titans:** (20G, 31G), (30G, 36G), (33G, 27N), (30G, 40G, 47N), (48G), (52G, 25G, 21G, 30G, 28G, 43G, 29G, 29G), (35G, 23G), (47G, 53G), (36G, 49G), (56G, 37G), (28G, 23G), (53N), (44G, 29N), (37G, 37G, 40G, 25G), (46G) (40G, 54G, 33G)  
**Opponents:** (22G), (22G, 39G, 20G, 36N), (1), (32G, 53N, 28G, 48N, 50N), (23G, 43G), (1), (50G, 43G, 54G), (40N), (1), (21G, 39G), (26N), (45G, 50G), (20G), (36G), (51N), (37G)

## SACKS

Vanden Bosch 12.0, Odom 8.0, Haynesworth 6.0, LaBoy 6.0, T.Brown 4.0, Finnegan 1.0, Fuller 1.0, Nickey 1.0, Thornton 1.0  
**Titans 40.0, Opponents 30.0**

## TACKLES (Solo-Assists-Total)

Thornton (97-43-140), Vanden Bosch (65-50-115), Bulluck (75-34-109), Finnegan (84-25-109), T.Brown (46-37-83), Harper (75-5-80), Fowler (42-31-73), Haynesworth (41-28-69), Hope (39-21-60), Lowry (41-20-61), Griffin (34-15-49), Odom (24-20-44), Starks (21-18-39), Tulloch (28-8-36), Fuller (27-8-35), LaBoy (15-5-20), Hill (13-1-14), Fisher (5-4-9), Veal (4-4-8), King (5-2-7), Conover (2-2-4), Herndon (3-0-3), Vickerson (2-1-3),

Gardner (1-0-1), Nickey (1-0-1), Simon (0-1-1), Amato (0-0-0), Mahelona (0-0-0), Woods (0-0-0)

**Team Totals: 790-383-1173**

## USUAL STARTING LINEUP

### OFFENSE

WR Roydell Williams (86)  
 LT Michael Roos (71)  
 LG Jacob Bell (60)  
 C Kevin Mawae (68)  
 RG Benji Olson (75)  
 RT David Stewart (76)  
 TE Bo Scaife (80)  
 WR Justin Gage (12)  
 TE Ben Hartsock (88)  
 QB Vince Young (10)  
 RB LenDale White (25)

### DEFENSE

LE Antwan Odom (98)  
 LT Tony Brown (97)  
 RT **Albert Haynesworth (92)**  
 RE **Kyle Vanden Bosch (93)**  
 LLB David Thornton (50)  
 MLB Ryan Fowler (52)  
 RLB Keith Bulluck (53)  
 LCB Nick Harper (20)  
 RCB Cortland Finnegan (31)  
 SS Chris Hope (24)  
 FS Michael Griffin (33)

### SPECIALISTS

K **Rob Bironas (2)**  
 P Craig Hentrich (15)

### Pro Bowl

All-Pro

**GM:** Mike Reinfeldt; **Head Coach:** Jeff Fisher

**Asst. Coaches:** Norm Chow (off. coord.), Jim Schwartz (def. coord.), Dave McGinnis (Asst. head coach/LB), Sherman Smith (Asst. head coach/RB), Matt Burke (def. asst.), Chuck Cecil (DB), Marty Galbraith (ST asst.), Fred Graves (WR), Craig Johnson (QB), Alan Lowry (ST), Mike Munchak (OL), Marcus Robertson (Asst. Secondary), Jim Washburn (DL), Steve Watterson (strength & rehab.), John Zernhelt (TE)

## AMERICAN FOOTBALL CONFERENCE STANDINGS

AFC EAST	W	L	T	Pct
New England	16	0	0	1.000
Buffalo	7	9	0	.438
N.Y. Jets	4	12	0	.259
Miami	1	15	0	.063
AFC NORTH	W	L	T	Pct
Pittsburgh	10	6	0	.625
Cleveland	10	6	0	.625
Cincinnati	7	9	0	.438
Baltimore	5	11	0	.313
AFC SOUTH	W	L	T	Pct
Indianapolis	13	3	0	.813
* Jacksonville	11	5	0	.688
* <b>Tennessee</b>	<b>10</b>	<b>6</b>	<b>0</b>	<b>.625</b>
Houston	8	8	0	.500
AFC WEST	W	L	T	Pct
San Diego	11	5	0	.688
Denver	7	9	0	.438
Kansas City	4	12	0	.250
Oakland	4	12	0	.250

## NATIONAL FOOTBALL CONFERENCE STANDINGS

NFC EAST	W	L	T	Pct
Dallas	13	3	0	.667
* N.Y. Giants	10	6	0	.625
* Washington	9	7	0	.563
Philadelphia	8	8	0	.500
NFC NORTH	W	L	T	Pct
Green Bay	13	3	0	.813
Minnesota	8	8	0	.500
Detroit	7	9	0	.438
<b>Chicago</b>	<b>7</b>	<b>9</b>	<b>0</b>	<b>.438</b>
NFC SOUTH	W	L	T	Pct
Tampa Bay	9	7	0	.563
Carolina	7	9	0	.438
New Orleans	7	9	0	.438
Atlanta	4	12	0	.250
NFC WEST	W	L	T	Pct
Seattle	10	6	0	.625
Arizona	8	8	0	.500
San Francisco	5	11	0	.313
St. Louis	3	13	0	.188

\* Wild Card for Playoffs

# 2006 SEASON (8-8 REGULAR SEASON, 0-0 PLAYOFFS) • 2ND PLACE AFC SOUTH

DATE	OPPONENT	SCORE	W/L	ATT
Sep. 10	N.Y. JETS	16-23	L	69,143
Sep. 17	at San Diego	7-40	L	64,344
Sep. 24	at Miami	10-13	L	72,733
Oct. 1	DALLAS	14-45	L	69,143
Oct. 8	at Indianapolis	13-14	L	57,021
Oct. 15	at Washington	25-22	W	88,550
Oct. 22	BYE			
Oct. 29	HOUSTON	28-22	W	69,143
Nov. 5	at Jacksonville	7-37	L	66,524
Nov. 12	BALTIMORE	26-27	L	69,143
Nov. 19	at Philadelphia	31-13	W	69,232
Nov. 26	N.Y. GIANTS	24-21	W	69,143
Dec. 3	INDIANAPOLIS	20-17	W	69,143
Dec. 10	at Houston	26-20*	W	70,760
Dec. 17	JACKSONVILLE	24-17	W	69,143
Dec. 24	at Buffalo	30-29	W	54,765
Dec. 31	NEW ENGLAND	23-40	L	69,143

\* Overtime

	TITANS	OPP
<b>Total First Downs</b>	<b>261</b>	<b>329</b>
Rushing	105	121
Passing	133	181
Penalty	23	27
3rd Down: Made/Att	67/205	90/221
3rd Down Pct.	32.7	40.7
4th Down: Made/Att	7/17	10/17
4th Down Pct.	41.2	58.8
<b>Possession Avg.</b>	<b>27:17</b>	<b>32:43</b>
<b>Total Net Yards</b>	<b>4810</b>	<b>5915</b>
Avg. Per Game	300.6	369.7
Total Plays	945	1062
Avg. Per Play	5.1	5.6
<b>Net Yards Rushing</b>	<b>2214</b>	<b>2313</b>
Avg. Per Game	138.4	144.6
Total Rushes	469	506
Avg. Per Play	4.7	4.6
<b>Net Yards Passing</b>	<b>2596</b>	<b>3602</b>
Avg. Per Game	162.3	225.1
Sacked/Yards Lost	29/152	26/148
Gross Yards	2748	3750
Att./Comp.	447/226	530/335
Completion Pct.	50.6	63.2
Had Intercepted	19	17
<b>Punts/Average</b>	<b>88/42.7</b>	<b>68/42.5</b>
<b>Net Punting Avg.</b>	<b>37.3</b>	<b>34.4</b>
<b>Penalties/Yards</b>	<b>94/803</b>	<b>102/906</b>
<b>Fumbles/Ball Lost</b>	<b>29/7</b>	<b>19/11</b>
<b>Touchdowns</b>	<b>36</b>	<b>46</b>
Rushing	15	20
Passing	13	24
Returns	8	2

BY PERIODS	1	2	3	4	OT	PTS
<b>Titans</b>	<b>52</b>	<b>87</b>	<b>81</b>	<b>98</b>	<b>6</b>	<b>324</b>
<b>Opponents</b>	<b>84</b>	<b>116</b>	<b>85</b>	<b>115</b>	<b>0</b>	<b>400</b>

SCORING	TD	RU	PA	RT	PAT	FG	S	TP
Bironas	0	0	0	0	32/32	22/28	0	98
Henry	7	7	0	0	0/0	0/0	0	44
Young	7	7	0	0	0/0	0/0	0	44
A.Jones	4	0	0	4	0/0	0/0	0	24
B.Jones	4	0	4	0	0/0	0/0	0	24
Bennett	3	0	3	0	0/0	0/0	0	20
Scaife	3	1	2	0	0/0	0/0	0	18
Troupe	2	0	2	0	0/0	0/0	0	12
Wade	2	0	2	0	0/0	0/0	0	12
T.Brown	1	0	0	1	0/0	0/0	0	6
Bulluck	1	0	0	1	0/0	0/0	0	6
Hope	1	0	0	1	0/0	0/0	0	6
Finnegan	1	0	0	1	0/0	0/0	0	6
<b>Titans</b>	<b>36</b>	<b>15</b>	<b>13</b>	<b>8</b>	<b>32/32</b>	<b>22/28</b>	<b>2</b>	<b>324</b>
<b>Opponents</b>	<b>46</b>	<b>20</b>	<b>24</b>	<b>2</b>	<b>41/44</b>	<b>27/33</b>	<b>0</b>	<b>400</b>

2-Pt Conversions: Bennett, Henry, Young,  
Titans 3-3, Opponents 1-2

RUSHING	No	Yds	Avg	Lg	TD
Henry	270	1211	4.5	70t	7
Young	83	552	6.7	39t	7
White	61	244	4.0	26	0
C.Brown	41	156	3.8	21	0
Hall	7	21	3.0	11	0
Scaife	1	13	13.0	13t	1
A.Jones	2	8	4.0	7	0
Roby	1	3	3.0	3	0

PASSING	Att	Cmp	Pct	Yards	Yds/Att	TD	Int	Lg	Sk/Yds	Rating
Young	357	184	51.5	2199	6.2	12	13	53	25/129	66.7
Collins	90	42	46.7	549	6.1	1	6	36	4/23	42.3
<b>Titans</b>	<b>447</b>	<b>226</b>	<b>50.6</b>	<b>2748</b>	<b>6.1</b>	<b>13</b>	<b>19</b>	<b>53</b>	<b>29/152</b>	<b>61.8</b>
<b>Opponents</b>	<b>530</b>	<b>335</b>	<b>63.2</b>	<b>3750</b>	<b>7.1</b>	<b>24</b>	<b>17</b>	<b>68t</b>	<b>26/148</b>	<b>86.0</b>

B.Jones	1	3	3.0	3	0
Givens	1	3	3.0	3	0
Nickey	1	0	0.0	0	0
<b>Titans</b>	<b>469</b>	<b>2214</b>	<b>4.7</b>	<b>70t</b>	<b>15</b>
<b>Opponents</b>	<b>506</b>	<b>2313</b>	<b>4.6</b>	<b>73</b>	<b>20</b>

RECEIVING	No	Yds	Avg	Lg	TD
Bennett	46	737	16.0	39	3
Wade	33	461	14.0	25	2
Scaife	29	370	12.8	34	2
B.Jones	27	384	14.2	53	4
Henry	18	78	4.3	12	0
Hall	15	138	9.2	28	0
White	14	60	4.3	13	0
Troupe	13	150	11.5	32	2
R.Williams	8	121	15.1	20	0
Givens	8	104	13.0	27	0
Hartsock	6	68	11.3	23	0
A.Jones	2	31	15.5	17	0
Roby	2	28	14.0	21	0
Cramer	2	8	4.0	6	0
C.Brown	2	4	2.0	4	0
Wallace	1	6	6.0	6	0
<b>Titans</b>	<b>226</b>	<b>2748</b>	<b>12.2</b>	<b>53</b>	<b>13</b>
<b>Opponents</b>	<b>335</b>	<b>3750</b>	<b>11.2</b>	<b>68t</b>	<b>24</b>

INTERCEPTIONS	No	Yds	Avg	Lg	TD
Hope	5	105	21.0	61t	1
A.Jones	4	130	32.5	83t	1
Thompson	3	14	4.7	11	0
Hill	2	20	10.0	11	0
Sirmon	1	13	13.0	13	0
Bulluck	1	0	0.0	0	0
Tulloch	1	0	0.0	0	0
<b>Titans</b>	<b>17</b>	<b>282</b>	<b>16.6</b>	<b>83t</b>	<b>2</b>
<b>Opponents</b>	<b>19</b>	<b>250</b>	<b>13.2</b>	<b>55t</b>	<b>2</b>

PUNTING	No	Yds	Avg	Net	TB	In	Lg	B
Hentrich	88	3760	42.7	37.3	10	32	73	0
<b>Titans</b>	<b>88</b>	<b>3760</b>	<b>42.7</b>	<b>37.3</b>	<b>10</b>	<b>32</b>	<b>73</b>	<b>0</b>
<b>Opponents</b>	<b>68</b>	<b>2888</b>	<b>42.5</b>	<b>34.4</b>	<b>4</b>	<b>18</b>	<b>61</b>	<b>1</b>

PUNT RETURNS	No	FC	Yds	Avg	Lg	TD
A.Jones	34	3	440	12.9	90t	3
Wade	3	3	27	9.0	18	0
<b>Titans</b>	<b>37</b>	<b>6</b>	<b>467</b>	<b>12.6</b>	<b>90t</b>	<b>3</b>
<b>Opponents</b>	<b>33</b>	<b>24</b>	<b>278</b>	<b>8.4</b>	<b>39</b>	<b>0</b>

KICKOFF RETURNS	No	Yds	Avg	Lg	TD
Wade	50	1194	23.9	48	0
A.Jones	20	521	26.1	70	0
Scaife	4	64	16.0	18	0
Cramer	3	37	12.3	21	0
White	1	14	14.0	14	0
Hartsock	1	5	5.0	5	0
<b>Titans</b>	<b>79</b>	<b>1835</b>	<b>23.2</b>	<b>70</b>	<b>0</b>
<b>Opponents</b>	<b>58</b>	<b>1263</b>	<b>21.8</b>	<b>52</b>	<b>0</b>

FIELD GOALS	1-19	20-29	30-39	40-49	50+
Bironas	0-0	10-11	7-7	4-8	1-2
<b>Titans</b>	<b>0-0</b>	<b>10-11</b>	<b>7-7</b>	<b>4-8</b>	<b>1-2</b>
<b>Opponents</b>	<b>1-1</b>	<b>10-11</b>	<b>6-10</b>	<b>10-10</b>	<b>0-1</b>

**Bironas/Titans:** ( ) ( ) (51N, 22G) (33G, 39G) (22G, 47G) (32G, 26G, 30G) ( ) ( ) (21G, 41N, 43B) (36G) (48N, 49G) (25G, 60G) (41G, 33G) (44N, 27G) (42G, 20G, 30G) (25G, 23N, 27G, 27G) **Opponents:** (18G, 34N, 30N) (28G, 31G, 35G, 44G) (40G, 30N, 39G) (26N, 43G) ( ) ( ) (27G) (47G, 21G, 39G) (27G, 40G) (42G, 38G) ( ) (53N, 20G) (49G, 46G) (43G) (21G, 36G, 45G, 21G, 24G) (28G, 26G, 33N)

## SACKS

Vanden Bosch 6.5, LaBoy 3.5, Starks 3.0, Bulluck 2.5, Haynesworth 2.0, Finnegan 2.0, T.Brown 1.5, Mahelona 1.0, A.Jones 1.0, Bockwoldt 1.0, Odom 0.5, Smith 0.5, Sirmon 0.5, Tulloch 0.5  
**Titans 26.0, Opponents 29.0**

## TACKLES (Solo-Assists-Total)

Bulluck (107-54-161), Hope (99-29-128), Thornton (93-29-122), Vanden Bosch (67-51-118), Sirmon (67-38-105), Thompson (58-19-77), Smith (43-33-76), P.Jones (54-13-67), Hill (41-18-59), Haynesworth (34-25-59), Finnegan (47-10-57), LaBoy (31-26-57), Starks (36-20-56), T. Brown (33-18-51), Tulloch (23-14-37), Conover (12-9-21), Mahelona (12-9-21), Fuller (11-4-15), Odom (9-6-15), Bockwoldt (4-3-7), Scott (2-3-5), Woolfolk (4-0-4), Savage (2-2-4), Amato (2-1-3), Reynolds (2-0-2), Lowry (0-1-1)  
**Team Totals: 893-435-1328**

## USUAL STARTING LINEUP

### OFFENSE

WR Brandon Jones (81)  
LT Michael Roos (71)  
LG Jacob Bell (60)  
C Kevin Mawae (68)  
RG Benji Olson (75)  
RT David Stewart (76)  
TE Bo Scaife (80)  
WR Drew Bennett (83)  
FB Ahmad Hall (45)  
**QB Vince Young (10)**  
RB Travis Henry (20)

### DEFENSE

LE Kyle Vanden Bosch (93)  
LT Robaire Smith (98)  
RT Albert Haynesworth (92)  
RE Travis LaBoy (91)  
LLB David Thornton (50)  
MLB Peter Sirmon (59)  
RLB Keith Bulluck (53)  
LCB Reynaldo Hill (21)  
RCB Pacman Jones (32)  
SS Chris Hope (24)  
FS Lamont Thompson (28)

### SPECIALISTS

K Rob Bironas (2)  
P Craig Hentrich (15)

### Pro Bowl

All-Pro

**GM:** Floyd Reese; **Head Coach:** Jeff Fisher

**Asst. Coaches:** Norm Chow (off. coord.), Jim Schwartz (def. coord.), Dave McGinnis (Asst. head coach/LB), Sherman Smith (Asst. head coach/RB), Matt Burke (def. asst.), Chuck Cecil (S/nickel), Marty Galbraith (ST asst.), Craig Johnson (QB), Alan Lowry (ST), Mike Munchak (OL), Ray Sherman (WR), Jim Washburn (DL), Steve Watterson (strength & rehab.), Everett Withers (DB), John Zernhelt (TE)

## AMERICAN FOOTBALL CONFERENCE STANDINGS

AFC EAST	W	L	T	Pct
New England	12	4	0	.750
* N.Y. Jets	10	6	0	.625
Buffalo	7	9	0	.438
Miami	6	10	0	.375
AFC NORTH	W	L	T	Pct
Baltimore	13	3	0	.812
Cincinnati	8	8	0	.500
Pittsburgh	8	8	0	.500
Cleveland	4	12	0	.250
AFC SOUTH	W	L	T	Pct
Indianapolis	12	4	0	.750
<b>Tennessee</b>	<b>8</b>	<b>8</b>	<b>0</b>	<b>.500</b>
Jacksonville	8	8	0	.500
Houston	6	10	0	.375
AFC WEST	W	L	T	Pct
San Diego	14	2	0	.875
* Kansas City	9	7	0	.562
Denver	9	7	0	.562
Oakland	2	14	0	.125

## NATIONAL FOOTBALL CONFERENCE STANDINGS

NFC EAST	W	L	T	Pct
Philadelphia	10	6	0	.625
* Dallas	9	7	0	.562
* N.Y. Giants	8	8	0	.500
Washington	5	11	0	.312
NFC NORTH	W	L	T	Pct
Chicago	13	3	0	.812
Green Bay	8	8	0	.500
Minnesota	6	10	0	.375
Detroit	3	13	0	.188
NFC SOUTH	W	L	T	Pct
New Orleans	10	6	0	.625
Carolina	8	8	0	.500
Atlanta	7	9	0	.438
Tampa Bay	4	12	0	.250
NFC WEST	W	L	T	Pct
Seattle	9	7	0	.562
St. Louis	8	8	0	.500
San Francisco	7	9	0	.438
Arizona	5	11	0	.312

\* Wild Card for Playoffs

# 2005 SEASON (4-12 REGULAR SEASON, 0-0 PLAYOFFS) • 3RD PLACE AFC SOUTH

DATE	OPPONENT	SCORE	W/L	ATT
Sep. 11	at Pittsburgh	7-34	L	62,931
Sep. 18	BALTIMORE	25-10	W	69,149
Sep. 25	at St. Louis	27-31	L	65,835
Oct. 2	INDIANAPOLIS	10-31	L	69,149
Oct. 9	at Houston	34-20	W	70,430
Oct. 16	CINCINNATI	23-31	L	69,149
Oct. 23	at Arizona	10-20	L	39,482
Oct. 30	OAKLAND	25-34	L	69,149
Nov. 6	at Cleveland	14-20	L	72,594
Nov. 13	BYE			
Nov. 20	JACKSONVILLE	28-31	L	69,149
Nov. 27	SAN FRANCISCO	33-22	W	69,149
Dec. 4	at Indianapolis	3-35	L	57,228
Dec. 11	HOUSTON	13-10	W	69,149
Dec. 18	SEATTLE	24-28	L	69,149
Dec. 24	at Miami	10-24	L	72,001
Jan. 1	at Jacksonville	13-40	L	65,485

\* Overtime

	TITANS	OPP
<b>Total First Downs</b>	<b>279</b>	<b>294</b>
Rushing	72	89
Passing	191	180
Penalty	16	25
3rd Down: Made/Att	75/218	71/200
3rd Down Pct.	34.4	35.5
4th Down: Made/Att	9/31	7/11
4th Down Pct.	29.0	63.6
<b>Possession Avg.</b>	<b>31:13</b>	<b>28:47</b>
<b>Total Net Yards</b>	<b>5122</b>	<b>5110</b>
Avg. Per Game	320.1	319.4
Total Plays	1022	960
Avg. Per Play	5.0	5.3
<b>Net Yards Rushing</b>	<b>1525</b>	<b>1894</b>
Avg. Per Game	95.3	118.4
Total Rushes	397	449
Avg. Per Play	3.8	4.2
<b>Net Yards Passing</b>	<b>3597</b>	<b>3216</b>
Avg. Per Game	224.8	201.0
Sacked/Yards Lost	31/200	41/246
Gross Yards	3797	3462
Att./Comp.	594/358	470/296
Completion Pct.	60.3	63.0
Had Intercepted	14	9
<b>Punts/Average</b>	<b>78/43.2</b>	<b>85/44.1</b>
<b>Net Punting Avg.</b>	<b>78/37.8</b>	<b>85/37.5</b>
<b>Penalties/Yards</b>	<b>125/1002</b>	<b>95/718</b>
<b>Fumbles/Ball Lost</b>	<b>27/12</b>	<b>20/11</b>
<b>Touchdowns</b>	<b>33</b>	<b>51</b>
Rushing	8	12
Passing	20	33
Returns	5	6

BY PERIODS	1	2	3	4	OT	PTS
Titans	50	88	83	78	0	299
Opponents	79	132	108	102	0	421

SCORING	TD	RU	PA	RT	PAT	FG	S	TP
Bironas	0	0	0	0	30/32	23/29	0	99
Brown	7	5	2	0	0	0	0	42
Bennett	4	0	4	0	0	0	0	24
Troupe	4	0	4	0	0	0	0	24
B. Jones	2	0	2	0	0	0	0	12
Kinney	2	0	2	0	0	0	0	12
Odum	2	0	0	2	0	0	0	12
Payton	2	2	0	0	0	0	0	12
Scaife	2	0	2	0	0	0	0	12
R. Williams	2	0	2	0	0	0	0	12
Fleming	1	0	1	0	0	0	0	6
Hill	1	0	0	1	0	0	0	6
P. Jones	1	0	0	1	0	0	0	6
Kassell	1	0	0	1	0	0	0	6
McNair	1	1	0	0	0	0	0	6
Roby	1	0	1	0	0	0	0	6
Wade LG	1	0	0	1	0	0	0	6
Reynolds	0	0	0	0	0	1	2	0
<b>Titans</b>	<b>33</b>	<b>8</b>	<b>20</b>	<b>5</b>	<b>30/32</b>	<b>23/29</b>	<b>1</b>	<b>299</b>
<b>Opponents</b>	<b>51</b>	<b>12</b>	<b>33</b>	<b>6</b>	<b>48/49</b>	<b>21/27</b>	<b>0</b>	<b>421</b>

2-Pt Conversions: Titans 0-1, Opponents 2-2

RUSHING	No	Yds	Avg	Lg	TD
Brown	224	851	3.8	38t	5
Henry	88	335	3.8	29	0
McNair	32	139	4.3	19	1
Payton	33	105	3.2	15	2
Mauck	7	39	5.6	12	0
Nash	6	32	5.3	8	0

PASSING	Att	Cmp	Pct	Yards	Yds/Att	TD	Int	Lg	Sk/Yds	Rating
McNair	476	292	61.3	3161	6.64	16	11	57	20/134	82.4
Volek	88	50	56.8	474	5.39	4	2	55t	9/45	77.6
Mauck	27	15	55.6	136	5.04	0	1	17	1/8	53.9
Hentrich	2	1	50.0	26	13.0	0	0	26	0/0	95.8
Bennett	1	0	0.0	0	0.0	0	0	0	0/0	39.6
P. Jones	0	0	---	0	---	0	0	---	1/13	---
<b>Titans</b>	<b>594</b>	<b>358</b>	<b>60.3</b>	<b>3797</b>	<b>6.39</b>	<b>20</b>	<b>14</b>	<b>57</b>	<b>31/200</b>	<b>80.3</b>
<b>Opponents</b>	<b>470</b>	<b>296</b>	<b>63.0</b>	<b>3462</b>	<b>7.37</b>	<b>33</b>	<b>9</b>	<b>63t</b>	<b>41/246</b>	<b>100.7</b>

Roby	2	16	8.0	11	0
Bennett	1	3	3.0	3	0
Volek	1	3	3.0	3	0
B. Jones	1	1	1.0	1	0
Wade LG	1	1	1.0	1	0
Wade TM	1	1	1.0	1	0
Hentrich	1	0	0.0	0	0
<b>Titans</b>	<b>397</b>	<b>1525</b>	<b>3.8</b>	<b>38t</b>	<b>8</b>
<b>Opponents</b>	<b>449</b>	<b>1894</b>	<b>4.2</b>	<b>52</b>	<b>12</b>

RECEIVING	No	Yds	Avg	Lg	TD
Bennett	58	738	12.7	55t	4
Kinney	55	543	9.9	27	2
Troupe	55	530	9.6	35	4
Scaife	37	273	7.4	19	2
Brown	25	327	13.1	57	2
B. Jones	23	299	13.0	38t	2
Calico	22	191	8.7	18	0
R. Williams	21	299	14.2	50t	2
Roby	21	289	13.8	32	1
Wade LG	14	120	8.6	17	0
Wade TM	4	40	10.0	15	0
Henry	13	117	9.0	42	0
Fleming	10	69	6.9	18	1
Payton	6	30	5.0	9	0
Nash	3	14	4.7	7	0
Guenther	2	13	6.5	8	0
Nickey	1	26	26.0	26	0
Small	1	6	6.0	6	0
Roos	1	-7	-7.0	-7	0
<b>Titans</b>	<b>358</b>	<b>3797</b>	<b>10.6</b>	<b>57</b>	<b>20</b>
<b>Opponents</b>	<b>296</b>	<b>3462</b>	<b>11.7</b>	<b>63t</b>	<b>33</b>

INTERCEPTIONS	No	Yds	Avg	Lg	TD
Hill	3	88	29.3	52t	1
Bulluck	2	16	8.0	16	0
Kassell	1	21	21.0	21t	1
Woolfolk	1	3	3.0	3	0
T. Williams	1	1	1.0	1	0
Thompson	1	0	0.0	0	0
<b>Titans</b>	<b>9</b>	<b>129</b>	<b>14.3</b>	<b>52t</b>	<b>2</b>
<b>Opponents</b>	<b>14</b>	<b>293</b>	<b>20.9</b>	<b>85t</b>	<b>4</b>

PUNTING	No	Yds	Avg	Net	TB	In	Lg	B
Hentrich	78	3371	43.2	37.8	14	21	59	0
<b>Titans</b>	<b>78</b>	<b>3371</b>	<b>43.2</b>	<b>37.8</b>	<b>14</b>	<b>21</b>	<b>59</b>	<b>0</b>
<b>Opponents</b>	<b>85</b>	<b>3746</b>	<b>44.1</b>	<b>37.5</b>	<b>7</b>	<b>16</b>	<b>74</b>	<b>1</b>

PUNT RETURNS	No	FC	Yds	Avg	Lg	TD
Wade LG	33	9	317	9.6	73t	1
P. Jones	29	8	272	9.4	52t	1
Thurman TM	9	5	31	3.4	11	0
B. Jones	5	0	75	15.0	32	0
Thompson	1	0	31	31.0	31	0
Ta. Williams	1	0	9	9.0	9	0
<b>Titans</b>	<b>45</b>	<b>13</b>	<b>418</b>	<b>9.3</b>	<b>52t</b>	<b>1</b>
<b>Opponents</b>	<b>32</b>	<b>20</b>	<b>144</b>	<b>4.5</b>	<b>15</b>	<b>0</b>

KICKOFF RETURNS	No	Yds	Avg	Lg	TD
P. Jones	43	1127	26.2	85	0
Roby	22	495	22.5	59	0
Payton	2	24	12.0	24	0
Thurman TM	2	42	21.0	25	0
Fleming	1	9	9.0	9	0
<b>Titans</b>	<b>70</b>	<b>1697</b>	<b>24.2</b>	<b>85</b>	<b>0</b>
<b>Opponents</b>	<b>57</b>	<b>1290</b>	<b>22.6</b>	<b>50</b>	<b>0</b>

FIELD GOALS	1-19	20-29	30-39	40-49	50+
Bironas	0/0	10/10	6/7	5/7	2/5
<b>Titans</b>	<b>0/0</b>	<b>10/10</b>	<b>6/7</b>	<b>5/7</b>	<b>2/5</b>
<b>Opponents</b>	<b>1/1</b>	<b>6/6</b>	<b>9/14</b>	<b>5/5</b>	<b>0/1</b>

Bironas/Titans: (47N) (39G, 29G, 47G) (41G, 39G) (34G, 38N) (52G, 58N, 49G) (24G, 29G, 47G) (53G) (39G, 24G) (50N) ( ) (35G, 41G, 21G, 22G) (51N, 24G) (46N, 23G, 21G) (38G) (24G) ( )

Opponents: (44G, 27G) (30G) (46G) (20G) (32G, 38G, 43G, 47G) (52N, 21G) (33G, 24G) (22G, 32G) (37G, 19G, 39N) (31G) (34N) ( ) (30G, 37B, 31N) (36B) (25G) (46G, 38G)

## SACKS

Vanden Bosch 12.5, LaBoy 6.5, Bulluck 5, Long 3.5, Haynesworth 3, Starks 3, Simon 2.5, Odum 2, Schobel 1, Thompson 1, Clauss 0.5, Waddell 0.5

Titans 41, Opponents 31

## TACKLES (Solo-Assists-Total)

Bulluck (106-44-150), Vanden Bosch (55-45-100), Simon (56-33-89), Kassell (56-33-89), Haynesworth (52-33-85), T. Williams

(65-18-83), Thompson (63-15-78), Starks (40-38-78), LaBoy (36-28-64), P. Jones (43-10-53), Woolfolk (42-10-52), Odum (28-22-50), Long (30-19-49), Hill (40-6-46), Clauss (13-17-30), Boiman (13-15-28), Waddell (13-4-17), Reynolds (9-5-14), Schobel (7-4-11), Beckham (9-1-10), Sandy (1-1-2), Spencer (1-0-1), Nickey (1-0-1), Gardner (0-0-0), Fuller (0-0-0)

Team Totals: 779-401-1180

## USUAL STARTING LINEUP

### OFFENSE

WR	Drew Bennett (83)
LT	Brad Hopkins (72)
LG	Zach Piller (69)
C	Justin Hartwig (77)
RG	Benji Olson (75)
RT	Michael Roos (71)
TE	Erron Kinney (88)
WR	Brandon Jones (81)
FB/TE	Troy Fleming (44)/Ben Troupe (84)
<b>QB</b>	<b>Steve McNair (99)</b>
RB	Chris Brown (29)

### DEFENSE

<b>LE</b>	<b>Kyle Vanden Bosch (93)</b>
LT	Randy Starks (90)
RT	Albert Haynesworth (92)
RE	Antwan Odum (98)
LLB	Peter Sirmon (59)
MLB	Brad Kassell (55)
RLB	Keith Bulluck (53)
LCB	Reynaldo Hill (21)
RCB	Pacman Jones (32)
SS	Tank Williams (25)
FS	Lamont Thompson (28)

### SPECIALISTS

K	Rob Bironas (2)
P	Craig Hentrich (15)

### Pro Bowl

All-Pro

GM: Floyd Reese; Head Coach: Jeff Fisher

Asst. Coaches: Norm Chow (off. coord.), Jim Schwartz (def. coord.), George Henshaw (asst. head coach/off.), Dave McGinnis (LB), Chuck Cecil (S/nickel), Marty Galbraith (ST asst.), Ned James (off. asst.), Craig Johnson (QB), Alan Lowry (ST), Mike Munchak (OL), Ray Sherman (WR), Sherman Smith (RB), Jim Washburn (DL), Steve Watterson (strength and conditioning), Everett Withers (DB)

## AMERICAN FOOTBALL CONFERENCE STANDINGS

AFC EAST	W	L	T	Pct
New England	10	6	0	.625
Miami	9	7	0	.562
Buffalo	5	11	0	.312
N.Y. Jets	4	12	0	.250
AFC NORTH	W	L	T	Pct
Cincinnati	11	5	0	.688
* Pittsburgh	11	5	0	.688
Baltimore	6	10	0	.375
Cleveland	6	10	0	.375
AFC SOUTH	W	L	T	Pct
Indianapolis	14	2	0	.875
* Jacksonville	12	4	0	.750
<b>Tennessee</b>	<b>4</b>	<b>12</b>	<b>0</b>	<b>.250</b>
Houston	2	14	0	.125
AFC WEST	W	L	T	Pct
Denver	13	3	0	.812
Kansas City	10	6	0	.625
San Diego	9	7	0	.562
Oakland	4	12	0	.250

## NATIONAL FOOTBALL CONFERENCE STANDINGS

NFC EAST	W	L	T	Pct
N.Y. Giants	11	5	0	.688
* Washington	10	6	0	.625
Dallas	9	7	0	.562
Philadelphia	6	10	0	.375
NFC NORTH	W	L	T	Pct
Chicago	11	5	0	.688
Minnesota	9	7	0	.562
Detroit	5	11	0	.312
Green Bay	4	12	0	.250
NFC SOUTH	W	L	T	Pct
Tampa Bay	11	5	0	.688
* Carolina	11	5	0	.688
Atlanta	8	8	0	.500
New Orleans	3	13	0	.188
NFC WEST	W	L	T	Pct
Seattle	13	3	0	.812
St. Louis	6	10	0	.375
Arizona	5	11	0	.312
San Francisco	4	12	0	.250



DATE	OPPONENT	SCORE	W/L	ATT
Sep. 11	at Miami	17-7	W	69,987
Sep.19	INDIANAPOLIS	17-31	L	68,932
Sep. 26	JACKSONVILLE	12-15	L	68,932
Oct. 3	at San Diego	17-38	L	54,006
Oct. 11	at Green Bay	48-27	W	70,420
Oct. 17	HOUSTON	10-20	L	68,932
Oct. 24	at Minnesota	3-20	L	64,108
Oct. 31	CINCINNATI	27-20	W	68,932
Nov. 7	BYE			
Nov. 14	CHICAGO	17-19*	L	68,932
Nov. 21	at Jacksonville	18-15	W	69,703
Nov. 28	at Houston	21-31	L	70,721
Dec. 5	at Indianapolis	24-51	L	57,278
Dec. 13	KANSAS CITY	38-49	L	68,932
Dec. 19	at Oakland	35-40	L	44,299
Dec. 25	DENVER	16-37	L	68,809
Jan. 2	DETROIT	24-19	W	68,809

\* Overtime

	TITANS	OPP
<b>Total First Downs</b>	<b>308</b>	<b>318</b>
Rushing	85	99
Passing	200	189
Penalty	23	30
3rd Down: Made/Att	74/217	62/186
3rd Down Pct.	34.1	33.3
4th Down: Made/Att	12/27	9/12
4th Down Pct.	44.4	75.0
<b>Possession Avg.</b>	<b>31:40</b>	<b>28:20</b>
<b>Total Net Yards</b>	<b>5487</b>	<b>5724</b>
Avg. Per Game	342.9	357.8
Total Plays	1053	977
Avg. Per Play	5.2	5.9
<b>Net Yards Rushing</b>	<b>1871</b>	<b>1917</b>
Avg. Per Game	116.9	119.8
Total Rushes	420	421
Avg. Per Play	4.5	4.6
<b>Net Yards Passing</b>	<b>3616</b>	<b>3807</b>
Avg. Per Game	226.0	237.9
Sacked/Yards Lost	44/317	32/220
Gross Yards	3933	4027
Att./Comp.	589/356	524/333
Completion Pct.	60.4	63.5
Had Intercepted	19	18
<b>Punts/Average</b>	<b>79/42.9</b>	<b>74/43.6</b>
<b>Net Punting Avg.</b>	<b>79/38.2</b>	<b>74/38.8</b>
<b>Penalties/Yards</b>	<b>110/923</b>	<b>95/774</b>
<b>Fumbles/Ball Lost</b>	<b>33/12</b>	<b>22/12</b>
<b>Touchdowns</b>	<b>41</b>	<b>52</b>
Rushing	12	18
Passing	27	29
Returns	2	5

BY PERIODS	1	2	3	4	OT	PTS
Titans	106	111	49	78	0	344
Opponents	76	117	99	145	2	439

SCORING	TD	RU	PA	RT	PAT	FG	S	TP
Anderson	0	0	0	0	37/37	17/22	0	88
Bennett	11	0	11	0			0	66
Mason	7	0	7	0			0	42
Brown	6	6	0	0			0	36
A. Smith	4	4	0	0			0	24
Kinney	3	0	3	0			0	18
Fleming	2	0	2	0			0	12
Meier	2	0	2	0			0	12
McNair	1	1	0	0			0	8
Berlin	1	0	1	0			0	6
Bulluck	1	0	0	1			0	6
Thompson	1	0	0	1			0	6
Troupe	1	0	1	0			0	6
Volek	1	1	0	0			0	6
Elling TM	0	0	0	0	2/2	1/2	0	5
Hentrich	0	0	0	0	0/0	1/3	0	3
<b>Titans</b>	<b>41</b>	<b>12</b>	<b>27</b>	<b>2</b>	<b>39/39</b>	<b>19/27</b>	<b>0</b>	<b>344</b>
<b>Opponents</b>	<b>52</b>	<b>18</b>	<b>29</b>	<b>5</b>	<b>50/50</b>	<b>23/28</b>	<b>3</b>	<b>439</b>

<b>RUSHING</b>	<b>No</b>	<b>Yds</b>	<b>Avg</b>	<b>Lg</b>	<b>TD</b>
Brown	220	1067	4.9	52	6
A. Smith	137	509	3.7	43	4
McNair	23	128	5.6	23	1
Holcombe	17	62	3.6	20	0
Volek	11	50	4.5	14	1
Fleming	7	40	5.7	13	0
Bennett	1	12	12.0	12	0
Hentrich	1	8	8.0	8	0

PASSING	Att	Cmp	Pct	Yards	Y
Volek	357	218	61.1	2486	
McNair	215	129	60.0	1343	
Johnson	12	6	50.0	68	
Hentrich	4	2	50.0	10	
Bennett	1	1	100.0	26	
<b>Titans</b>	<b>589</b>	<b>356</b>	<b>60.4</b>	<b>3933</b>	
<b>Opponents</b>	<b>524</b>	<b>333</b>	<b>63.5</b>	<b>4027</b>	

Johnson	2	-2	-1.0	-1	0
Mason	1	-3	-3.0	-3	0
<b>Titans</b>	<b>420</b>	<b>1871</b>	<b>4.5</b>	<b>52</b>	<b>12</b>
<b>Opponents</b>	<b>421</b>	<b>1917</b>	<b>4.6</b>	<b>55</b>	<b>18</b>

RECEIVING	No	Yds	Avg	Lg	TD
Mason	96	1168	12.2	371	7
Bennett	80	1247	15.6	481	11
Troupe	33	329	10.0	33	1
Kinney	25	193	7.7	21	3
Meier	25	127	5.1	29	2
A. Smith	22	169	7.7	31	0
Berlin	20	278	13.9	31	1
Brown	20	147	7.4	21	0
Fleming	19	164	8.6	37	2
Holcombe	11	60	5.5	9	0
McAddley	2	38	19.0	36	0
Calico	2	13	6.5	9	0
Volek	1	0	0.0	0	0
<b>Titans</b>	<b>356</b>	<b>3933</b>	<b>11.0</b>	<b>481</b>	<b>27</b>
<b>Opponents</b>	<b>333</b>	<b>4027</b>	<b>12.1</b>	<b>62</b>	<b>29</b>

INTERCEPTIONS	No	Yds	Avg	Lg	TD
Dyson	6	135	22.5	44	0
Thompson	4	77	19.3	37t	1
Bulluck	2	25	12.5	25	0
Woolfolk	1	25	25.0	25	0
Tank Williams	1	13	13.0	13	0
McGarrahan	1	11	11.0	11	0
Rolle	1	0	0.0	0	0
Waddell	1	0	0.0	0	0
Gardner	1	-1	-1.0	-1	0
<b>Titans</b>	<b>18</b>	<b>285</b>	<b>15.8</b>	<b>44</b>	<b>1</b>
<b>Opponents</b>	<b>19</b>	<b>306</b>	<b>16.1</b>	<b>51t</b>	<b>2</b>

PUNTING	No	Yds	Avg	Net	TB	In	Lg	B
Hentrich	73	3117	42.7	38.0	8	20	64	0
Elling TM	6	272	45.3	40.2	1	1	58	0
Titans	79	3389	42.9	38.2	9	21	64	0
Opponents	74	3223	43.6	38.8	9	24	66	0

PUNT RETURNS	No	FC	Yds	Avg	Lg	TD
Mason	24	12	93	3.9	13	0
Waddell	9	3	54	6.0	18	0
Berlin	7	1	26	3.7	13	0
<b>Titans</b>	<b>40</b>	<b>16</b>	<b>173</b>	<b>4.3</b>	<b>20</b>	<b>0</b>
<b>Opponents</b>	<b>31</b>	<b>26</b>	<b>195</b>	<b>6.3</b>	<b>75t</b>	<b>1</b>

KICKOFF RETURNS	No	Yds	Avg	Lg	TD
McAddley	38	849	22.3	45	0
Fleming	18	316	17.6	30	0
Waddell	17	342	20.1	33	0
Holcombe	3	26	8.7	14	0
Bennett	1	-8	-8.0	-8	0
Kinney	1	21	21.0	21	0
Schobel	1	12	12.0	12	0
<b>Titans</b>	<b>79</b>	<b>1558</b>	<b>19.7</b>	<b>45</b>	<b>0</b>
<b>Opponents</b>	<b>69</b>	<b>1389</b>	<b>20.1</b>	<b>35</b>	<b>0</b>

FIELD GOALS	1-19	20-29	30-39	40-49	50+
Anderson	0/0	4/5	4/4	9/12	0/1
Hentrich	0/0	0/0	0/0	0/0	1/3
Elling TM	0/0	1/1	0/1	0/0	0/0
Titans	0/0	5/6	4/5	9/12	1/4
Opponents	0/0	12/12	5/7	3/6	3/3

**Anderson:** ( ) (39G) (26G, 40G) (24G) (36G, 38G, 42B) (40G) (40G) (23G, 45G) (33G) (41G) ( ) (45G, 43G) (50N, 27G) (41N) (44G, 43G) (40G, 27B)

**Hentrich:** ( ) ( ) ( ) ( ) ( ) ( ) ( ) (58N, 52B) ( ) ( ) ( ) ( ) (50G) ( )

**Team:** (33N, 22G) (39G, 26G, 40G) (24G) (36G, 38G, 42B) (40G) (40G) (23G, 45G) (58N, 33G, 52B) (41G) ( ) (45G, 43B) (50N, 27G) (41N) (44G, 43G, 50G) (40G, 27B)

**Opponents:** (46N) (28G) ( ) (31G) (39G, 53G) (21G, 50G) (29G, 29G) (28G, 50G) (39G, 29G) (35G, 48G, 44N) (29G, 41B) (47G, 20G, 37G) ( ) (42G) (22N, 34N, 22G, 30G) (26G, 26G)

**SACKS**  
Carter 6.0, Bulluck 5.0, Long 5.0, Starks 4.5, LaBoy 3.5, Hall 2.5, Odom 2.0, Haynesworth 1.0, Williams 1.0, Schulters 1.0, McGarrah 0.5  
**Titans 32.0, Opponents 44.0**

**TACKLES (Solo-Assists-Total)**  
 Bulluck (108-63-171), Kassell (83-45-128), Carter (40-42-82),  
 Hall (42-30-72), Thompson (56-7-63), Haynesworth (39-23-  
 62), Starks (28-25-53), Williams (42-10-52), Long (31-17-48),  
 Odom (21-22-43), Dyson (34-6-40), Woolfolk (35-5-40), LaBoy  
 (18-16-34), Nickey (28-6-34), Waddell (29-2-31), McCarrahan

(26-3-29), Rolle (24-2-26), Ena (15-10-25), Boiman (7-17-24), Clauss (9-8-17), Schobel (10-5-15), Calmus (11-4-15), Schulters (12-0-12), Gardner (9-1-10), Thomas (5-2-7), Reynolds (4-1-5), Beckham (5-0-5), Amato (3-1-4)

**Team Totals: 774-373-1,147**

## OFFENSE

WR	Derrick Mason (85)
LT	Brad Hopkins (72)
LG	Jacob Bell (60)
C	Justin Hartwig (77)
RG	Benji Olson (75)
RT	Fred Miller (71)
TE	Erron Kinney (88)
WR	Drew Bennett (83)
FB	Robert Holcombe (35)
QB	Steve McNair (9)/Billy Volek (7)
RB	Chris Brown (29)

LE	Antwan Odom (98)
LT	Kevin Carter (93)
RT	Albert Haynesworth (92)
RE	Carlos Hall (97)
LLB	Rocky Boiman (50)
MLB	Brad Kassell (55)
RLB	Keith Bulluck (53)
LCB	Andre Dyson (22)
RCB	Samari Rolle (21)
SS	Tank Williams (25)
FS	Lamont Thompson (28)

K	Gary Anderson (1)
P	Craig Hentrich (15)

Pro Bowl  
All-Pro

**GM:** Floyd Reese; **Head Coach:** Jeff Fisher  
**Asst. Coaches:** Mike Heimerdinger (off. coord.), Jim Schwartz (def. coord.), George Henshaw (asst. head coach/off.), Dave McGinnis (LB), Chuck Cecil (S/Nickel), Ned James (off. asst.), Craig Johnson (QB), Alan Lowry (ST), Mike Munchak (OL), Sherman Smith (RB), Steve Walters (WR), Jim Washburn (DB), Steve Watterson (strength & rehab.), Everett Withers (DB)

<b>AFC EAST</b>	<b>W</b>	<b>L</b>	<b>T</b>	<b>Pct</b>
New England	14	2	0	.875
* N.Y. Jets	10	6	0	.625
Buffalo	9	7	0	.562
Miami	4	12	0	.250
<b>AFC NORTH</b>	<b>W</b>	<b>L</b>	<b>T</b>	<b>Pct</b>
Pittsburgh	15	1	0	.938
Baltimore	9	7	0	.562
Cincinnati	8	8	0	.500
Cleveland	4	12	0	.250
<b>AFC SOUTH</b>	<b>W</b>	<b>L</b>	<b>T</b>	<b>Pct</b>
Indianapolis	12	4	0	.750
Jacksonville	9	7	0	.562
Houston	7	9	0	.438
Tennessee	5	11	0	.312
<b>AFC WEST</b>	<b>W</b>	<b>L</b>	<b>T</b>	<b>Pct</b>
San Diego	13	3	0	.812
* Denver	10	6	0	.625
Kansas City	7	9	0	.438
Oakland	5	11	0	.312

NFC EAST		W	L	T	Pct
	Philadelphia	13	3	0	.812
	N.Y. Giants	6	10	0	.375
	Dallas	6	10	0	.375
	Washington	6	10	0	.375
NFC NORTH		W	L	T	Pct
	Green Bay	10	6	0	.625
*	Minnesota	8	8	0	.500
	Detroit	6	10	0	.375
	Chicago	5	11	0	.312
NFC SOUTH		W	L	T	Pct
	Atlanta	11	5	0	.688
	New Orleans	8	8	0	.500
	Carolina	7	9	0	.438
	Tampa Bay	5	11	0	.312
NFC WEST		W	L	T	Pct
	Seattle	9	7	0	.562
*	St. Louis	8	8	0	.500
	Arizona	6	10	0	.375
	San Francisco	2	14	0	.125

\* Wild Card for Playoffs

2003 SEASON (12-4 REGULAR SEASON, 1-1 PLAYOFFS) • 2ND PLACE AFC SOUTH

DATE	OPPONENT	SCORE	W/L	ATT
Sep. 7	OAKLAND	25-20	W	68,809
Sep. 14	at Indianapolis	7-33	L	59,999
Sep. 21	NEW ORLEANS	27-12	W	68,809
Sep. 28	at Pittsburgh	30-13	W	63,244
Oct. 5	at New England	30-38	L	68,436
Oct. 12	HOUSTON	38-17	W	68,809
Oct. 19	at Carolina	37-17	W	72,851
Oct. 26	at Jacksonville	30-17	W	55,918
Nov. 2	BYE			
Nov. 9	MIAMI	31-7	W	68,809
Nov. 16	JACKSONVILLE	10-3	W	68,809
Nov. 23	at Atlanta	38-31	W	70,891
Dec. 1	at NY Jets	17-24	L	77,710
Dec. 7	INDIANAPOLIS	27-29	L	68,809
Dec. 14	BUFFALO	28-26	W	68,809
Dec. 21	at Houston	27-24	W	70,758
Dec. 28	TAMPA BAY	33-13	W	68,809
Jan. 3	at Baltimore	20-17	W	69,452
Jan. 10	at New England	14-17	L	68,436

\* Overtime

	TITANS	OPP
Total First Downs	310	275
Rushing	84	79
Passing	211	167
Penalty	15	29
3rd Down: Made/Att	86/211	51/184
3rd Down Pct.	40.8	27.7
4th Down: Made/Att	6/14	11/18
4th Down Pct.	42.9	61.1
Possession Avg.	32:52	27:08
Total Net Yards	5501	4901
Avg. Per Game	343.8	306.3
Total Plays	1013	926
Avg. Per Play	5.4	5.3
Net Yards Rushing	1623	1295
Avg. Per Game	101.4	80.9
Total Rushes	486	342
Avg. Per Play	3.3	3.8
Net Yards Passing	3878	3606
Avg. Per Game	242.4	225.4
Sacked/Yards Lost	25/153	38/223
Gross Yards	4031	3829
Att./Comp.	502/315	546/332
Completion Pct.	62.7	60.8
Had Intercepted	9	21
Punts/Average	71/43.9	78/42.2
Net Punting Avg.	71/37.8	78/35.9
Penalties/Yards	110/887	96/793
Fumbles/Ball Lost	24/12	21/13
Touchdowns	48	35
Rushing	11	10
Passing	30	20
Returns	7	5

BY PERIODS	1	2	3	4	OT	PTS
Titans	103	120	82	130	0	435
Opponents	52	75	75	122	0	324

SCORING	TD	RU	PA	RT	PAT	FG	S	TP
Anderson	0	0	0	0	42/42	27/31	0	123
Mason	8	0	8	0			0	48
McCareins	8	0	7	1			0	48
George	5	5	0	0			0	30
Calico	4	0	4	0			0	26
McNair	4	4	0	0			0	26
Bennett	4	0	4	0			0	24
Kinney	4	0	3	1			0	24
Holcombe	2	1	1	0			0	14
Hentrich	0	0	0	0	1/1	4/5	0	13
Dyson	2	0	0	2			0	12
Wycheck	2	0	2	0			0	12
Boiman	1	0	0	1			1	8
Berlin	1	0	1	0			0	6
Bulluck	1	0	0	1			0	6
Rolle	1	0	0	1			0	6
Volek	1	1	0	0			0	6
Nedney	0	0	0	0	0/1	1/1	0	3
Titans	48	11	30	7	43/44	32/37	1	435
Opponents	35	10	20	5	34/34	26/30	0	324

2-Pt Conversions: Calico, McNair, Holcombe, Titans 3-4, Opponents 0-1

RUSHING	No	Yds	Avg	Lg	TD
George	312	1031	3.3	27	5
Brown	56	221	3.9	28	0
Holcombe	63	201	3.2	21	1
McNair	38	138	3.6	23	4

PASSING	Att	Cmp	Pct	Yards	Yds/Att	TD	Int	Lg	Sk/Yds	Rating
McNair	400	250	62.5	3215	8.04	24	7	73	19/108	100.4
Volek	69	44	63.8	545	7.90	4	1	50t	6/45	101.4
O'Donnell	27	18	66.7	232	8.59	2	1	34t	0/0	102.7
Hentrich	5	2	40.0	25	5.00	0	0	15	0/0	56.3
Bennett	1	1	100.0	14	14.00	0	0	14	0/0	118.8
Titans	502	315	62.7	4031	8.03	30	9	73	25/153	100.3
Opponents	546	332	60.8	3829	7.01	20	21	86t	38/223	78.2

McCareins	1	13	13.0	13	0
Mason	3	11	3.7	7	0
Calico	1	5	5.0	5	0
Volek	11	4	0.4	5	1
O'Donnell	1	-1	-1.0	-1	0
Titans	486	1623	3.3	28	11
Opponents	342	1295	3.8	42	10

RECEIVING	No	Yds	Avg	Lg	TD
Mason	95	1303	13.7	50t	8
McCareins	47	813	17.3	73	7
Kinney	41	381	9.3	28	3
Bennett	32	504	15.8	48	4
George	22	163	7.4	22	0
Holcombe	19	121	6.4	11	1
Calico	18	297	16.5	45	4
Wycheck	17	165	9.7	25	2
Meier	13	159	12.2	27	0
Brown	8	61	7.6	11	0
Berlin	1	50	50.0	50t	1
McGarrahan	1	10	10.0	10	0
McNair	1	4	4.0	4	0
Titans	315	4031	12.8	73	30
Opponents	332	3829	11.5	86t	20

INTERCEPTIONS	No	Yds	Avg	Lg	TD
Rolle	6	141	23.5	52	0
Dyson	4	62	15.5	51t	2
Boiman	2	70	35.0	60t	1
Calmus	2	26	13.0	15	0
Bulluck	2	9	4.5	9	0
Tank Williams	2	0	0.0	0	0
Woolfolk	1	4	4.0	4	0
Beckham	1	0	0.0	0	0
Kearse	1	0	0.0	0	0
Titans	21	312	14.9	60t	3
Opponents	9	264	29.3	95t	3

PUNTING	No	Yds	Avg	Net	TB	In	Lg	B
Hentrich	71	3117	43.9	37.8	8	26	58	0
Titans	71	3117	43.9	37.8	8	26	58	0
Opponents	78	3290	42.2	35.9	3	24	65	0

PUNT RETURNS	No	FC	Yds	Avg	Lg	TD
McCareins	29	17	330	11.4	58t	1
Mason	8	5	99	12.4	21	0
Titans	37	22	429	11.6	58t	1
Opponents	30	13	276	9.2	59t	1

KICKOFF RETURNS	No	Yds	Avg	Lg	TD
Schifino	35	703	20.1	39	0
McCareins	13	256	19.7	25	0
Mason	5	106	21.2	34	0
Jackson	3	77	25.7	31	0
Berlin	4	73	18.3	25	0
Holcombe	4	38	9.5	20	0
Kinney	3	37	12.3	17	0
Meier	1	9	9.0	9	0
Titans	68	1299	19.1	39	0
Opponents	81	1521	18.8	71	0

FIELD GOALS	1-19	20-29	30-39	40-49	50+
Anderson	0/0	5/5	12/12	10/14	0/0
Hentrich	0/0	0/0	2/2	2/2	0/1
Nedney	0/0	0/0	0/0	0/0	1/1
Titans	0/0	5/5	14/14	12/16	1/2
Opponents	0/0	11/11	6/9	8/9	1/1

Anderson: ( ) ( ) (22G, 43G) ( ) (43G, 46N, 33G, 37G, 41G) (33G) (40G, 32G, 34G) (43G, 43G, 33G) (35G) (33G, 48N) (44N, 22G) (35G) (40G, 40G) (29G, 39G, 41N) (41G, 26G) (37G, 33G, 43G, 23G)  
Hentrich: (49G, 34G, 33G) ( ) ( ) ( ) (48G) ( ) ( ) ( ) ( ) ( ) (52N) ( ) ( ) ( )  
Nedney: (50G) ( ) ( ) ( ) ( ) ( ) ( ) ( ) ( ) ( ) ( ) ( ) ( )  
Opponents: (47G, 47G) (29G, 41G, 23G, 48G) (31G) (26G, 23G, 30N) (34N, 39N, 48G) (29G) (53G) (49G) ( ) (44N, 39G) (40G) (27G) (21G, 35G, 36G, 23G, 26G) (27G, 32G) (49G) (27G, 33G)

SACKS  
Kearse 9.5, Carter 5.5, Smith 4.5, Thomas 4.0, Bulluck 3.0, Hall 3.0, Haynesworth 2.5, Boiman 1.5, Calmus 1.0, Long 1.0, McGarrahan 1.0, Schulters 1.0, Tank Williams 0.5, Titans 38.0, Opponents 25.0

TACKLES (Solo-Assists-Total)  
Bulluck (110-61-171), Sirmon (76-65-141), Schulters (68-21-89), Tank Williams (58-23-81), Carter (49-30-79), Smith (36-37-73), Kearse (40-27-67), Hall (42-24-66), Dyson (54-10-64), Calmus (34-27-61), Boiman (26-29-55), Haynesworth (25-24-49), Kassell

(23-18-41), Rolle (23-6-29), McGarrahan (20-7-27), Thomas (16-11-27), Atkins (11-9-20), Woolfolk (15-4-19), Beckham (16-1-17), Thompson (5-2-7), Echols (3-1-4), Long (2-0-2), Wells (1-0-1), Kramer (0-0-0), Nickey (0-0-0)  
Team Totals: 753-437-1,190

USUAL STARTING LINEUP

OFFENSE	
WR	Derrick Mason (85)
TE	Erron Kinney (88)
LT	Brad Hopkins (72)
LG	Zach Piller (69)
C	Justin Hartwig (77)
RG	Benji Olson (75)
RT	Fred Miller (71)
TE	Frank Wycheck (89)
WR	Drew Bennett (83)
WR	Justin McCareins (86)
QB	Steve McNair (9)
RB	Eddie George (27)

DEFENSE	
LE	Kevin Carter (93)
LT	Robaire Smith (98)
RT	Albert Haynesworth (92)
RE	Jevon Kearse (90)
LLB	Peter Sirmon (59)
MLB	Rocky Calmus (54)
RLB	Keith Bulluck (53)
LCB	Andre Dyson (22)
RCB	Samari Rolle (21)
SS	Tank Williams (25)
FS	Lance Schulters (31)

SPECIALISTS	
K	Gary Anderson (1)
P	Craig Hentrich (15)

NFL Co-MVP: Steve McNair  
Pro Bowl  
All-Pro

GM: Floyd Reese; Head Coach: Jeff Fisher  
Asst. Coaches: Mike Heimerdinger (off. coord.), Jim Schwartz (def. coord.), George Henshaw (asst. head coach/off.), Gunther Cunningham (asst. head coach defense/LB), Chuck Cecil (def. asst.), Ned James (off. asst.), Craig Johnson (QB), Alan Lowry (ST), Mike Munchak (OL), Sherman Smith (RB), Steve Walters (WR), Jim Washburn (DL), Steve Watterson (strength & rehab.), Everett Withers (DB)

AMERICAN FOOTBALL CONFERENCE STANDINGS				
AFC EAST	W	L	T	Pct
New England	14	2	0	.875
Miami	10	6	0	.625
Buffalo	6	10	0	.375
N.Y. Jets	6	10	0	.375
AFC NORTH	W	L	T	Pct
Baltimore	10	6	0	.625
Cincinnati	8	8	0	.500
Pittsburgh	6	10	0	.375
Cleveland	5	11	0	.312
AFC SOUTH	W	L	T	Pct
Indianapolis	12	4	0	.750
* Tennessee	12	4	0	.750
Jacksonville	5	11	0	.312
Houston	5	11	0	.312
AFC WEST	W	L	T	Pct
Kansas City	13	3	0	.812
* Denver	10	6	0	.625
Oakland	4	12	0	.250
San Diego	4	12	0	.250

NATIONAL FOOTBALL CONFERENCE STANDINGS				
NFC EAST	W	L	T	Pct
Philadelphia	12	4	0	.750
* Dallas	10	6	0	.625
Washington	5	11	0	.312
N.Y. Giants	4	12	0	.250
NFC NORTH	W	L	T	Pct
Green Bay	10	6	0	.625
Minnesota	9	7	0	.562
Chicago	7	9	0	.438
Detroit	5	11	0	.312
NFC SOUTH	W	L	T	Pct
Carolina	11	5	0	.688
New Orleans	8	8	0	.500
Tampa Bay	7	9	0	.438
Atlanta	5	11	0	.312
NFC WEST	W	L	T	Pct
St. Louis	12	4	0	.750
* Seattle	10	6	0	.625
San Francisco	7	9	0	.438
Arizona	4	12	0	.250

\* Wild Card for Playoffs

# 2002 SEASON (II-S REGULAR SEASON, I-I PLAYOFFS) • 1ST PLACE AFC SOUTH

DATE	OPPONENT	SCORE	W/L	ATT
Sep. 8	PHILADELPHIA	27-24	W	68,804
Sep. 15	at Dallas	13-21	L	62,527
Sep. 22	CLEVELAND	28-31*	L	68,804
Sep. 29	at Oakland	25-52	L	58,719
Oct. 6	WASHINGTON	14-31	L	68,804
Oct. 13	JACKSONVILLE	23-14	W	68,804
Oct. 20	BYE			
Oct. 27	at Cincinnati	30-24	W	52,822
Nov. 3	at Indianapolis	23-15	W	56,752
Nov. 10	HOUSTON	17-10	W	68,804
Nov. 17	PITTSBURGH	31-23	W	68,804
Nov. 24	at Baltimore	12-13	L	69,365
Dec. 1	at N.Y. Giants	32-29*	W	78,640
Dec. 8	INDIANAPOLIS	27-17	W	68,804
Dec. 16	NEW ENGLAND	24-7	W	68,809
Dec. 22	at Jacksonville	28-10	W	51,033
Dec. 29	at Houston	13-3	W	70,694
Jan. 11	PITTSBURGH	34-31*	W	68,809
Jan. 19	at Oakland	24-41	L	62,544

\* Overtime

	TITANS	OPP
<b>Total First Downs</b>	<b>312</b>	<b>297</b>
Rushing	112	75
Passing	182	197
Penalty	18	25
3rd Down: Made/Att	94/216	76/202
3rd Down Pct.	43.5	37.6
4th Down: Made/Att	9/16	9/18
4th Down Pct.	56.3	50.0
<b>Possession Avg.</b>	<b>32:47</b>	<b>27:13</b>
<b>Total Net Yards</b>	<b>5272</b>	<b>4964</b>
Avg. Per Game	329.5	310.3
Total Plays	1032	974
Avg. Per Play	5.1	5.1
<b>Net Yards Rushing</b>	<b>1952</b>	<b>1424</b>
Avg. Per Game	122.0	89.0
Total Rushes	511	372
Avg. Per Play	3.8	3.8
<b>Net Yards Passing</b>	<b>3320</b>	<b>3540</b>
Avg. Per Game	207.5	221.3
Sacked/Yards Lost	21/121	40/213
Gross Yards	3441	3753
Att./Comp.	500/306	562/339
Completion Pct.	61.2	60.3
Had Intercepted	15	18
<b>Punts/Average</b>	<b>66/41.3</b>	<b>77/41.6</b>
<b>Net Punting Avg.</b>	<b>66/33.9</b>	<b>77/36.2</b>
<b>Penalties/Yards</b>	<b>112/891</b>	<b>99/853</b>
<b>Fumbles/Ball Lost</b>	<b>20/10</b>	<b>22/11</b>
<b>Touchdowns</b>	<b>42</b>	<b>40</b>
Rushing	16	7
Passing	22	27
Returns	4	6

BY PERIODS	1	2	3	4	OT	PTS
<b>Titans</b>	<b>76</b>	<b>127</b>	<b>67</b>	<b>94</b>	<b>3</b>	<b>367</b>
<b>Opponents</b>	<b>72</b>	<b>71</b>	<b>68</b>	<b>110</b>	<b>3</b>	<b>324</b>

SCORING	TD	RU	PA	RT	PAT	FG	S	TP
Nedney	0	0	0	0	36/36	25/31	0	111
George	14	12	2	0			0	86
Mason	5	0	5	0			0	30
K. Dyson	4	0	4	0			0	24
Simon	4	1	3	0			0	24
McNair	3	3	0	0			0	20
Bennett	2	0	2	0			0	12
McCareins	2	0	2	0			0	12
Wycheck	2	0	2	0			0	12
Bulluck	1	0	0	1			0	6
Coady	1	0	0	1			0	6
A. Dyson	1	0	0	1			0	6
Green	1	0	1	0			0	6
Meier	1	0	1	0			0	6
Simmon	1	0	0	1			0	6
<b>Titans</b>	<b>42</b>	<b>16</b>	<b>22</b>	<b>4</b>	<b>36/36</b>	<b>25/31</b>	<b>0</b>	<b>367</b>
<b>Opponents</b>	<b>40</b>	<b>7</b>	<b>27</b>	<b>6</b>	<b>36/36</b>	<b>14/21</b>	<b>0</b>	<b>324</b>

2-Pt Conversions: George, McNair, Titans 2-6, Opponents 3-4

RUSHING	No	Yds	Avg	Lg	TD
George	343	1165	3.4	35	12
McNair	82	440	5.4	26	3
Holcombe	47	242	5.1	39	0
Green	21	71	3.4	12	0
McCareins	2	18	9.0	16	0
Simon	9	18	2.0	13	1
Hentrich	1	5	5.0	5	0

PASSING	Att	Cmp	Pct	Yards	Yds/Att	TD	Int	Lg	Sk/Yds	Rating
McNair	492	301	61.2	3387	6.88	22	15	55	21/121	84.0
O'Donnell	5	3	60.0	24	4.80	0	0	0	0/0	72.1
Wycheck	2	1	50.0	13	6.50	0	0	13	0/0	70.8
Hentrich	1	1	100.0	17	17.0	0	0	17	0/0	118.8
<b>Titans</b>	<b>500</b>	<b>306</b>	<b>61.2</b>	<b>3441</b>	<b>6.88</b>	<b>22</b>	<b>15</b>	<b>55</b>	<b>21/121</b>	<b>83.9</b>
<b>Opponents</b>	<b>562</b>	<b>339</b>	<b>60.3</b>	<b>3753</b>	<b>6.68</b>	<b>27</b>	<b>18</b>	<b>75</b>	<b>40/213</b>	<b>82.8</b>

Comella	1	0	0.0	0	0
O'Donnell	3	-3	-1.0	-1	0
K. Dyson	2	-4	-2.0	5	0
<b>Titans</b>	<b>511</b>	<b>1952</b>	<b>3.8</b>	<b>39</b>	<b>16</b>
<b>Opponents</b>	<b>372</b>	<b>1424</b>	<b>3.8</b>	<b>42</b>	<b>7</b>

RECEIVING	No	Yds	Avg	Lg	TD
Mason	79	1012	12.8	40	5
K. Dyson	41	460	11.2	40	4
Wycheck	40	346	8.7	19	2
George	36	255	7.1	14t	2
Bennett	33	478	14.5	53	2
McCareins	19	301	15.8	55	2
Simon	16	167	10.4	42t	3
Kinney	13	173	13.3	31	0
Holcombe	10	91	9.1	18	0
Comella	10	70	7.0	17	0
Green	7	57	8.1	21	1
Meier	1	17	17.0	17t	1
Berlin	1	14	14.0	14	0
<b>Titans</b>	<b>306</b>	<b>3441</b>	<b>11.2</b>	<b>55</b>	<b>22</b>
<b>Opponents</b>	<b>339</b>	<b>3753</b>	<b>11.1</b>	<b>75</b>	<b>27</b>

INTERCEPTIONS	No	Yds	Avg	Lg	TD
Schulters	6	56	9.3	28	0
Simmon	3	88	29.3	32t	1
A. Dyson	3	27	9.0	16t	1
Rolle	2	0	0.0	0	0
Coady	1	24	24.0	24t	1
Bulluck	1	5	5.0	5	0
Williams	1	0	0.0	0	0
Mitchell	1	-2	-2.0	-2	0
<b>Titans</b>	<b>18</b>	<b>198</b>	<b>11.0</b>	<b>32t</b>	<b>3</b>
<b>Opponents</b>	<b>15</b>	<b>179</b>	<b>11.9</b>	<b>82t</b>	<b>2</b>

PUNTING	No	Yds	Avg	Net	TB	In	Lg	B
Hentrich	65	2725	41.9	33.9	5	28	56	1
<b>Titans</b>	<b>66</b>	<b>2725</b>	<b>41.3</b>	<b>33.9</b>	<b>5</b>	<b>28</b>	<b>56</b>	<b>1</b>
<b>Opponents</b>	<b>77</b>	<b>3202</b>	<b>41.6</b>	<b>36.2</b>	<b>10</b>	<b>22</b>	<b>61</b>	<b>1</b>

PUNT RETURNS	No	FC	Yds	Avg	Lg	TD
Simon	13	6	113	8.7	30	0
Mason	9	12	60	6.7	21	0
McCareins	6	4	44	7.3	16	0
<b>Titans</b>	<b>28</b>	<b>22</b>	<b>217</b>	<b>7.8</b>	<b>30</b>	<b>0</b>
<b>Opponents</b>	<b>28</b>	<b>19</b>	<b>390</b>	<b>13.9</b>	<b>83t</b>	<b>3</b>

KICKOFF RETURNS	No	Yds	Avg	Lg	TD
Simon	20	371	18.6	29	0
Berlin	13	260	20.0	32	0
McCareins	13	300	23.1	48	0
Kinney	3	41	13.7	25	0
Green	1	10	10.0	10	0
<b>Titans</b>	<b>50</b>	<b>982</b>	<b>19.6</b>	<b>48</b>	<b>0</b>
<b>Opponents</b>	<b>74</b>	<b>1482</b>	<b>20.0</b>	<b>54</b>	<b>0</b>

FIELD GOALS	1-19	20-29	30-39	40-49	50+
Nedney	0/0	9/9	10/12	5/8	1/2
<b>Titans</b>	<b>0/0</b>	<b>9/9</b>	<b>10/12</b>	<b>5/8</b>	<b>1/2</b>
<b>Opponents</b>	<b>1/2</b>	<b>3/3</b>	<b>5/7</b>	<b>4/6</b>	<b>1/3</b>

**Nedney:** (33G, 47G) (37G, 53G) ( ) ( ) ( ) (40G, 26G, 33G, 32N) (33G, 28G, 46G) (28G, 34G, 39G) (49N, 24G) (39N, 43G) (32G, 37G, 40G, 21G) (54N, 38G) (35G, 29G) (45N, 28G) (46N) (28G, 26G)

**Opponents:** (30G) ( ) (52N, 33G) (28G) (31G) ( ) (44G) (46N) (51G) (31N, 37N) (26G, 43G) (38G, 36G, 19G) (44G, 44N) ( ) (24G) (50N, 19N, 42G)

## SACKS

Carter 10.0, C. Hall 8.0, Ford 3.5, Smith 2.5, Kearsse 2.0, Schulters 2.0, Simon 2.0, Thornton 2.0, Williams 2.0, Bulluck 1.0, A. Dyson 1.0, Godfrey 1.0, Haynesworth 1.0, J. Thomas 1.0

Titans 40.0, Opponents 21.0

## TACKLES (Solo-Assists-Total)

Bulluck (116-64-180), Simmon (83-47-130), Schulters (75-19-94), Smith (41-32-73), Carter (42-29-71), Hall (43-27-70), Williams (55-14-69), A. Dyson (54-7-61), Haynesworth (31-24-55), Mitchell (40-11-51), Ford (24-21-45), Rolle (37-7-44), Godfrey (27-17-44), Thornton (21-23-44), Chamberlin (14-13-27), Echols (13-6-19), Thomas (11-5-16), Calmus (9-4-13), Aldridge (8-5-13), Coady (10-2-12), Kearsse (6-5-11), Morris (7-2-9), Boiman (1-5-6), Beckham (1-0-1), Kassell (0-1-1)

Team Totals: 769-390-1159

## USUAL STARTING LINEUP

### OFFENSE

WR Derrick Mason (85)  
TE/FB Erron Kinney (88)/Greg Comella (33)  
LT Brad Hopkins (72)  
LG Zach Piller (69)  
C Gennaro DiNapoli (64)  
RG Benji Olson (75)  
RT Fred Miller (71)  
TE Frank Wycheck (89)  
WR Kevin Dyson (87)  
QB Steve McNair (9)  
RB Eddie George (27)

### DEFENSE

LE Kevin Carter (93)  
LT John Thornton (78)  
RT Henry Ford (92)  
RE Carlos Hall (97)  
LLB Peter Sirmon (59)  
MLB Randall Godfrey (56)  
RLB Keith Bulluck (53)  
LCB Andre Dyson (22)  
RCB Samari Rolle (21)  
SS Tank Williams (25)  
FS Lance Schulters (31)

### SPECIALISTS

K Joe Nedney (6)  
P Craig Hentrich (15)

### Pro Bowl

All-Pro

GM: Floyd Reese; Head Coach: Jeff Fisher

Asst. Coaches: Mike Heimerdinger (off. coord.), Jim Schwartz (def. coord.), George Henshaw (asst. head coach/off.), Gunther Cunningham (asst. head coach defense/LB), Chuck Cecil (def. asst.), Ned James (off. asst.), Craig Johnson (QB), Alan Lowry (ST), Mike Munchak (OL), Sherman Smith (RB), Steve Walters (WR), Jim Washburn (DL), Steve Watterson (strength & rehab.), Everett Withers (DB)

## AMERICAN FOOTBALL CONFERENCE STANDINGS

AFC EAST	W	L	T	Pct
N.Y. Jets	9	7	0	.562
New England	9	7	0	.562
Miami	9	7	0	.562
Buffalo	8	8	0	.500
AFC NORTH	W	L	T	Pct
Pittsburgh	10	5	1	.656
* Cleveland	9	7	0	.562
Baltimore	7	9	0	.438
Cincinnati	2	14	0	.125
AFC SOUTH	W	L	T	Pct
<b>Tennessee</b>	<b>11</b>	<b>5</b>	<b>0</b>	<b>.688</b>
* Indianapolis	10	6	0	.625
Jacksonville	6	10	0	.375
Houston	4	12	0	.250
AFC WEST	W	L	T	Pct
Oakland	11	5	0	.688
Denver	9	7	0	.562
San Diego	8	8	0	.500
Kansas City	8	8	0	.500

## NATIONAL FOOTBALL CONFERENCE STANDINGS

NFC EAST	W	L	T	Pct
Philadelphia	12	4	0	.750
* N.Y. Giants	10	6	0	.625
Washington	7	9	0	.438
Dallas	5	11	0	.312
NFC NORTH	W	L	T	Pct
Green Bay	12	4	0	.750
Minnesota	6	10	0	.375
Chicago	4	12	0	.250
Detroit	3	13	0	.188
NFC SOUTH	W	L	T	Pct
Tampa Bay	12	4	0	.750
* Atlanta	9	6	1	.594
New Orleans	9	7	0	.562
Carolina	7	9	0	.438
NFC WEST	W	L	T	Pct
San Francisco	10	6	0	.625
St. Louis	7	9	0	.438
Seattle	7	9	0	.438
Arizona	5	11	0	.312

\* Wild Card for Playoffs



2001 SEASON (7-9 REGULAR SEASON, 0-0 PLAYOFFS) • 3RD PLACE AFC CENTRAL (TIED)

DATE	OPPONENT	SCORE	W/L	ATT
Sep. 9	MIAMI	23-31	L	68,798
Sep. 23	at Jacksonville	6-13	L	65,994
Sep. 30	BYE			
Oct. 7	at Baltimore	7-26	L	69,494
Oct. 14	TAMPA BAY	31-28*	W	68,798
Oct. 21	at Detroit	27-24	W	76,940
Oct. 29	at Pittsburgh	7-34	L	63,763
Nov. 4	JACKSONVILLE	28-24	W	68,798
Nov. 12	BALTIMORE	10-16	L	68,798
Nov. 18	at Cincinnati	20-7	W	63,865
Nov. 25	PITTSBURGH	24-34	L	68,801
Dec. 2	at Cleveland	31-15	W	72,818
Dec. 9	at Minnesota	24-42	L	64,271
Dec.16	GREEN BAY	26-20	W	68,804
Dec. 22	at Oakland	13-10	W	61,934
Dec. 30	CLEVELAND	38-41	L	68,798
Jan. 6	CINCINNATI	21-23	L	68,798
* Overtime				

	TITANS	OPP
Total First Downs	288	300
Rushing	87	79
Passing	179	192
Penalty	22	29
3rd Down: Made/Att	98/233	74/212
3rd Down Pct.	42.1	34.9
4th Down: Made/Att	2/15	7/14
4th Down Pct.	13.3	50.0
Possession Avg.	31:29	28:31
Total Net Yards	5352	5515
Avg. Per Game	334.5	344.7
Total Plays	1026	996
Avg. Per Play	5.2	5.5
Net Yards Rushing	1794	1431
Avg. Per Game	112.1	89.4
Total Rushes	468	405
Avg. Per Play	3.8	3.5
Net Yards Passing	3558	4084
Avg. Per Game	222.4	255.3
Sacked/Yards Lost	43/309	32/175
Gross Yards	3867	4259
Att./Comp.	515/307	559/328
Completion Pct.	59.6	58.7
Had Intercepted	17	13
Punts/Average	85/42.0	82/41.3
Net Punting Avg.	85/37.0	82/35.7
Penalties/Yards	119/1025	88/832
Fumbles/Ball Lost	18/11	21/11
Touchdowns	39	46
Rushing	12	17
Passing	23	27
Returns	4	2

BY PERIODS	1	2	3	4	OT	PTS
Titans	84	73	90	86	3	336
Opponents	61	127	74	126	0	388

SCORING	TD	RU	PA	RT	PAT	FG	S	TP
Nedney	0	0	0	0	34/35	20/28	0	94
Mason	10	0	9	1			0	62
K. Dyson	7	0	7	0			0	44
George	5	5	0	0			0	30
McNair	5	5	0	0			0	30
Wycheck	4	0	4	0			0	24
Green	2	1	1	0			0	12
Mitchell	2	0	0	2			0	12
Bennett	1	0	1	0			0	8
Hicks	1	1	0	0			0	6
Kinney	1	0	1	0			0	6
Myers	1	0	0	1			0	6
Fisk	0	0	0	0			1	2
Titans	38	12	23	4	34/35	20/28	1	336
Opponents	46	17	27	2	44/44	22/29	0	388

2-Pt Conversions: Mason, K. Dyson, Bennett, Titans 3-4, Opponents 1-2

RUSHING	No	Yds	Avg	Lg	TD
George	315	939	3.0	27	5
McNair	75	414	5.5	24	5
Hicks	56	341	6.1	51	1
Green	15	71	4.7	21	1
O'Donnell	6	28	4.7	15	0
Wycheck	1	1	1.0	1	0
Titans	468	1794	3.8	51	12
Opponents	405	1431	3.5	48t	17

PASSING	Att	Cmp	Pct	Yards	Yds/Att	TD	Int	Lg	Sk/Yds	Rating
McNair	431	264	61.3	3350	7.77	21	12	71t	37/251	90.2
O'Donnell	76	42	55.3	496	6.53	2	2	35t	6/58	73.1
Volek	3	0	0.0	0	0.00	0	0	0	0/0	39.6
Green	2	0	0.0	0	0.00	0	2	0	0/0	0.0
Hentrich	2	0	0.0	0	0.00	0	1	0	0/0	0
Wycheck	1	1	100.0	21	21.00	0	0	21	0/0	118.8
Titans	515	307	59.6	3867	7.51	23	17	71t	43/309	84.2
Opponents	559	328	58.7	4259	7.62	27	13	78	32/175	89.1

RECEIVING	No	Yds	Avg	Lg	TD
Mason	73	1128	15.5	71t	9
Wycheck	60	672	11.2	30	4
K. Dyson	54	825	15.3	68t	7
George	37	279	7.5	25	0
Kinney	25	263	10.5	24	1
Bennett	24	329	13.7	50	1
Green	12	64	5.3	10	1
Sanders	5	74	14.8	22	0
Hicks	5	22	4.4	9	0
McCareins	3	88	29.3	36	0
Meier	3	31	10.3	18	0
Natkin	2	42	21.0	27	0
Berlin	2	28	14.0	19	0
Coleman	1	19	19.0	19	0
Ours	1	3	3.0	3	0
Titans	307	3867	12.6	71t	23
Opponents	328	4259	13.0	78	27

INTERCEPTIONS	No	Yds	Avg	Lg	TD
A. Dyson	3	36	12.0	36	0
Rolle	3	3	1.0	3	0
Bulluck	2	21	10.5	21	0
Robinson	2	13	6.5	13	0
Godfrey	1	5	5.0	5	0
Booker	1	0	0.0	0	0
Favors	1	0	0.0	0	0
Titans	13	78	6.0	36	0
Opponents	17	163	9.6	45t	2

PUNTING	No	Yds	Avg	Net	TB	In	Lg	B
Hentrich	85	3567	42.0	37.0	8	28	70	0
Titans	85	3567	42.0	37.0	8	28	70	0
Opponents	82	3388	41.3	35.7	9	25	58	1

PUNT RETURNS	No	FC	Yds	Avg	Lg	TD
Mason	20	19	128	6.4	20	0
J. Walker	14	4	125	8.9	36	0
McCareins	2	0	29	14.5	18	0
Titans	36	23	282	7.8	36	0
Opponents	36	20	264	7.3	31	0

KICKOFF RETURNS	No	Yds	Avg	Lg	TD
Mason	34	748	22.0	101t	1
Berlin	13	253	19.5	32	0
Coleman	11	251	22.8	34	0
McCareins	4	70	17.5	21	0
J. Walker	3	33	11.0	19	0
Green	2	20	10.0	12	0
Bennett	1	11	11.0	11	0
Kinney	1	13	13.0	13	0
Long	1	10	10.0	10	0
Rolle	1	3	3.0	3	0
Titans	71	1413	19.9	101t	1
Opponents	57	1418	24.9	81	0

FIELD GOALS	1-19	20-29	30-39	40-49	50+
Nedney	0/0	6/6	5/5	8/15	1/2
Titans	0/0	6/6	5/5	8/15	1/2
Opponents	0/0	4/4	15/17	2/7	1/1

Nedney: (51G) (47N, 22G, 43G) (46N) (44G, 45G, 47N, 49G) (38G, 4G, 30G, 46G) (48N) (51N, 46G) (48N, 27G) (41G, 37G) (49G) (29G) (37G) (44N, 24G) (22G, 21G) (31G) () (49G) (37G) (35G, 37N, 39G) (26G, 25G) () (40B, 23G) (48N, 42G, 27G) (38G) (31G, 33G, 30G) () (39G, 47N, 37G) () (33G, 54G) (40N, 35G, 33N, 42N) (30G, 44G) (30G, 33G, 34G)

SACKS  
Kearse 10.0, Evans 5.5, Fisk 2.5, Carter 2.0, Rolle 2.0, Smith 2.0, Favors 1.5, Morris 1.5, Bulluck 1.0, Chamberlin 1.0, Ford 1.0, Godfrey 1.0, Robinson 1.0  
Titans 32.0, Opponents 43.0

TACKLES (Solo-Assists-Total)  
Godfrey (79-32-111), Robinson (58-43-101) Phenix (63-24-87), Evans (53-24-77), Fisk (38-30-68), Kearse (39-25-64), Bulluck (35-29-64), Carter (39-22-61), Favors (34-27-61), A. Dyson (52-6-58), Rolle (52-4-56), Morris (34-12-46), Ford (24-20-44), Jenkins (12-3-15), Porter (26-5-31), Bishop (22-5-27), Mitchell (22-3-25), Salave'a (6-12-18), J. Walker (8-9-17), Smith (8-8-16), Chamberlin (12-3-15), Booker (6-2-8), Myers (2-2-4), Thomas (2-1-3), Green (1-0-1)  
Team Totals: 751-352-1103

USUAL STARTING LINEUP

OFFENSE  
WR Derrick Mason (85)  
TE/FB Erron Kinney (88)  
LT Brad Hopkins (72)  
LG Zach Piller (69)  
C Bruce Matthews (74)  
RG Benji Olson (75)  
RT Fred Miller (71)  
TE Frank Wycheck (89)  
WR Kevin Dyson (87)  
QB Steve McNair (9)  
RB Eddie George (27)

DEFENSE  
LE Kevin Carter (93)  
LT Josh Evans (91)  
RT Jason Fisk (97)  
RE Jevon Kearse (90)  
LLB Greg Favors (51)  
MLB Randall Godfrey (56)  
RLB Eddie Robinson (55)  
LCB Andre Dyson (22)  
RCB Samari Rolle (21)  
SS Aric Morris (28)  
FS Perry Phenix (35)

SPECIALISTS  
K Joe Nedney (6)  
P Craig Hentrich (15)

Pro Bowl  
All-Pro

GM: Floyd Reese; Head Coach: Jeff Fisher  
Asst. Coaches: Mike Heimerdinger (off. coord.), Jim Schwartz (def. coord.), George Henshaw (asst. head coach/off.), Gunther Cunningham (asst. head coach defense/LB), Chuck Cecil (def. asst.), Craig Johnson (off. asst.), Alan Lowry (ST), Mike Munchak (OL), Sherman Smith (RB), Steve Walters (WR), Jim Washburn (DL), Steve Watterson (strength & rehab.), Everett Withers (DB)

AMERICAN FOOTBALL CONFERENCE STANDINGS

AFC EAST	W	L	T	Pct
New England	11	5	0	.688
* Miami	11	5	0	.688
* N.Y. Jets	10	6	0	.625
Indianapolis	6	10	0	.375
Buffalo	3	13	0	.188
AFC CENTRAL	W	L	T	Pct
Pittsburgh	13	3	0	.812
* Baltimore	10	6	0	.625
Cleveland	7	9	0	.438
Tennessee	7	9	0	.438
Jacksonville	6	10	0	.375
Cincinnati	6	10	0	.375
AFC WEST	W	L	T	Pct
Oakland	10	6	0	.625
Seattle	9	7	0	.562
Denver	8	8	0	.500
Kansas City	6	10	0	.375
San Diego	5	11	0	.312

NATIONAL FOOTBALL CONFERENCE STANDINGS

NFC EAST	W	L	T	Pct
Philadelphia	11	5	0	.688
Washington	8	8	0	.500
N.Y. Giants	7	9	0	.438
Arizona	7	9	0	.438
Dallas	5	11	0	.312
NFC CENTRAL	W	L	T	Pct
Chicago	13	3	0	.812
* Green Bay	12	4	0	.750
* Tampa Bay	9	7	0	.562
Minnesota	5	11	0	.312
Detroit	2	14	0	.125
NFC WEST	W	L	T	Pct
St. Louis	14	2	0	.875
* San Francisco	12	4	0	.750
New Orleans	7	9	0	.438
Atlanta	7	9	0	.438
Carolina	1	15	0	.062

\* Wild Card for Playoffs

2000 SEASON (13-3 REGULAR SEASON, 0-1 PLAYOFFS) • 1ST PLACE AFC CENTRAL

DATE	OPPONENT	SCORE	W/L	ATT
Sep. 3	at Buffalo	13-16	L	77,492
Sep. 10	KANSAS CITY	17-14*	W	68,203
Sep. 17	BYE			
Sep. 24	at Pittsburgh	23-20	W	51,769
Oct. 1	NY GIANTS	28-14	W	68,341
Oct. 8	at Cincinnati	23-14	W	63,406
Oct. 16	JACKSONVILLE	27-13	W	68,498
Oct. 22	at Baltimore	14-6	W	69,200
Oct. 30	at Washington	27-21	W	83,472
Nov. 5	PITTSBURGH	9-7	W	68,498
Nov. 12	BALTIMORE	23-24	L	68,490
Nov. 19	CLEVELAND	24-10	W	68,498
Nov. 26	at Jacksonville	13-16	L	65,454
Dec. 3	at Philadelphia	15-13	W	65,639
Dec. 10	CINCINNATI	35-3	W	68,498
Dec. 17	at Cleveland	24-0	W	72,318
Dec. 25	DALLAS	31-0	W	68,498
Jan. 7	BALTIMORE	10-24	L	68,527

\* Overtime

	TITANS	OPP
Total First Downs	299	215
Rushing	107	62
Passing	167	134
Penalty	25	19
3rd Down: Made/Att	97/228	68/221
3rd Down Pct.	42.5	30.8
4th Down: Made/Att	4/11	1/12
4th Down Pct.	36.4	8.3
Possession Avg.	33:48	26:12
Total Net Yards	5350	3814
Avg. Per Game	334.4	238.4
Total Plays	1036	908
Avg. Per Play	5.2	4.2
Net Yards Rushing	2085	1390
Avg. Per Game	130.3	86.9
Total Rushes	546	387
Net Yards Passing	3265	2424
Avg. Per Game	204.1	151.5
Sacked/Yards Lost	28/165	55/337
Gross Yards	3430	2761
Att./Comp.	462/286	466/242
Completion Pct.	61.9	51.9
Had Intercepted	16	17
Punts/Average	76/40.8	105/42.7
Net Punting Avg.	76/36.3	105/35.0
Penalties/Yards	107/870	97/778
Fumbles/Ball Lost	24/14	39/13
Touchdowns	38	20
Rushing	14	7
Passing	18	10
Returns	6	3

BY PERIODS	1	2	3	4	OT	PTS
Titans	65	11	75	92	3	346
Opponents	36	50	30	75	0	191

SCORING	TD	RU	PA	RT	PAT	FG	S	TP
Del Greco	0	0	0	0	37/38	27/33	0	118
George	16	14	2	0			0	96
Mason	6	0	5	1			0	36
Wycheck	4	0	4	0			0	24
Neal	2	0	2	0			0	12
Thigpen	2	0	2	0			0	12
Bulluck	1	0	0	1			0	6
K.Dyson	1	0	1	0			0	6
Ford	1	0	0	1			0	6
Godfrey	1	0	0	1			0	6
Kinney	1	0	1	0			0	6
Phenix	1	0	0	1			0	6
Rolle	1	0	0	1			0	6
Thomas	1	0	1	0			0	6
Hentrich	0	0	0	0	0/0	0/1	0	0
Titans	38	14	18	6	37/38	27/34	0	346
Opponents	20	7	10	3	20/20	17/22	0	191

2-Pt Conversions: Titans 0-0, Opponents 0-0

RUSHING	No	Yds	Avg	Lg	TD
George	403	1509	3.7	35t	14
McNair	71	404	5.7	25	0
Thomas	61	175	2.9	20	0
Mason	1	1	1.0	1	0
Neal	1	-2	-2.0	-2	0
O'Donnell	9	-2	-2	4	0
Titans	546	2085	3.8	35t	14
Opponents	387	1390	3.6	80t	7

PASSING	Att	Cmp	Pct	Yards	Yds/Att	TD	Int	Lg	Sk/Yds	Rating
McNair	396	248	62.6	2847	7.19	15	13	56t	24/141	83.2
O'Donnell	64	36	56.3	530	8.28	2	3	67	3/23	74.3
Wycheck	2	2	100.0	53	26.50	1	0	30t	0/0	158.3
Titans	462	286	61.9	3430	7.42	18	16	67	28/165	83.2
Opponents	466	242	51.9	2761	5.92	10	17	48	55/337	62.0

RECEIVING	No	Yds	Avg	Lg	TD
Wycheck	70	636	9.1	26	4
Mason	63	895	14.2	34	5
George	50	453	9.1	24	2
Sanders	33	536	16.2	54	0
Kinney	19	197	10.4	19	1
Thigpen	15	289	19.3	56t	2
Pickens	10	242	24.2	67	0
Neal	9	31	3.4	8	2
Thomas	8	35	4.4	9t	1
Dyson	6	104	17.3	30t	1
Roan	3	12	4.0	6	0
Titans	286	3430	12.0	67	18
Opponents	242	2761	11.4	48	10

INTERCEPTIONS	No	Yds	Avg	Lg	TD
Rolle	7	140	20.0	81t	1
Sidney	3	19	6.3	19	0
Godfrey	2	25	12.5	24t	1
D. Walker	2	4	2.0	4	0
Phenix	1	87	87.0	87t	1
Bulluck	1	8	8.0	8t	1
Booker	1	2	2.0	2	0
Titans	17	285	16.8	87t	4
Opponents	16	236	14.8	42t	3

PUNTING	No	Yds	Avg	Net	TB	In	Lg	B
Hentrich	76	3101	40.8	36.3	9	33	67	0
Titans	76	3101	40.8	36.3	9	33	67	0
Opponents	105	4484	42.7	35.0	7	30	64	0

PUNT RETURNS	No	FC	Yds	Avg	Lg	TD
Mason	51	17	662	13.0	69t	1
Thigpen	1	1	9	9.0	9	0
D. Walker	1	0	0	0.0	0	0
Titans	53	18	671	12.7	69t	1
Opponents	28	21	160	5.7	20	0

KICKOFF RETURNS	No	Yds	Avg	Lg	TD
Mason	42	1132	27.0	66	0
Coleman	2	54	27.0	27	0
Leach	1	10	10.0	10	0
Neal	1	15	15.0	15	0
Thornton	1	16	16.0	16	0
Titans	47	1227	26.1	66	0
Opponents	76	1587	20.9	38	0

FIELD GOALS	1-19	20-29	30-39	40-49	50+
Del Greco	0/0	13/15	7/8	6/9	1/1
Hentrich	0/0	0/0	0/0	0/0	0/1
Titans	0/0	13/15	7/8	6/9	1/2
Opponents	0/0	5/5	6/8	6/7	0/2

Del Greco:(38G, 27G) (36G) (24G, 40G, 40G) (46N) (22G, 41G, 33N, 34G) (26G, 44N, 28G) () (46G, 21G) (21G, 24N, 31G, 29G) (23G, 43N) (22G) (30G, 38G, 28N) (26G, 42G, 22G, 44G, 50G) () (33G) (21G)  
Hentrich: (60N) () () () () () () () () () () () () ()  
Opponents: (51N, 42G, 41G, 33G) (36N) (32G, 32G, 50N) () (35B, 46N) (23G, 45G) (21G, 38G) () () (45G) (38G) (27G, 20G, 38G) (23G, 40G) (45G) () ()  
**SACKS**  
Kearse 11.5, Holmes 8.0, Favors 5.5, Robinson 4.0, Salave'a 4.0, Thornton 4.0, Embray 3.5, Godfrey 3.0, Bishop 2.5, Smith 2.5, Fisk 2.0, Ford 2.0, Rolle 1.5, Killens 1.0  
**Titans 55.0, Opponents 28.0**

**TACKLES (Solo-Assists-Total)**  
Godfrey (97-72-169), Bishop (76-29-105), Robertson (62-30-92), Robinson (59-32-91), Kearse (53-31-84), Fisk (41-35-76), Holmes (44-29-73), Favors (37-24-61), Thornton (27-28-55), Ford (28-19-47), Salave'a (22-21-43), Walker (40-3-43), Rolle (27-15-42), Phenix (20-5-25), Sidney (15-6-21), Bulluck (13-8-21), Booker (11-9-20), Embray (7-9-16), Myers (8-3-11), McCullough (6-2-8), Smith (4-2-6), Chamberlin (0-2-2), Killens (2-0-2), Morris (0-1-1)  
**Team Totals: 693-416-1109**

USUAL STARTING LINEUP

**OFFENSE**  
**WR** Derrick Mason (85)  
**LT** Brad Hopkins (72)  
**LG** Bruce Matthews (74)  
C Kevin Long (60)  
RG Benji Olson (75)  
RT Fred Miller (71)  
**TE** Frank Wycheck (89)  
WR Chris Sanders (81)  
**QB** Steve McNair (9)  
**RB** Eddie George (27)  
FB Lorenzo Neal (41)

**DEFENSE**  
**LE** Jevon Kearse (90)  
LT John Thornton (78)  
RT Jason Fisk (97)  
RE Kenny Holmes (99)  
LLB Greg Favors (51)  
MLB Randall Godfrey (56)  
RLB Eddie Robinson (55)  
LCB Denard Walker (25)  
**RCB** Samari Rolle (21)  
**SS** Blaine Bishop (23)  
FS Marcus Robertson (31)

**SPECIALISTS**  
K Al Del Greco (3)  
P Craig Hentrich (15)

**Pro Bowl**  
All-Pro

**GM:** Floyd Reese; **Head Coach:** Jeff Fisher  
**Asst. Coaches:** Mike Heimerdinger (off. coord.), Gregg Williams (def. coord.), George Henshaw (asst. head coach/off.), Jerry Gray (DB), Craig Johnson (off. asst.), Alan Lowry (ST), Mike Munchak (OL), Jim Schwartz (LB), Sherman Smith (RB), Ronnie Vinklearek (def. asst.), Steve Walters (WR), Jim Washburn (DL), Steve Watterson (strength & rehab.)

AMERICAN FOOTBALL CONFERENCE STANDINGS

AFC EAST	W	L	T	Pct
Miami	11	5	0	.688
* Indianapolis	10	6	0	.625
N.Y. Jets	9	7	0	.563
Buffalo	8	8	0	.500
New England	5	11	0	.313
AFC CENTRAL	W	L	T	Pct
Tennessee	13	3	0	.813
* Baltimore	12	4	0	.750
Pittsburgh	9	7	0	.563
Jacksonville	7	9	0	.438
Cincinnati	4	12	0	.250
Cleveland	3	13	0	.188
AFC WEST	W	L	T	Pct
Oakland	12	4	0	.750
* Denver	11	5	0	.688
Kansas City	7	9	0	.438
Seattle	6	10	0	.375
San Diego	1	15	0	.063

NATIONAL FOOTBALL CONFERENCE STANDINGS

NFC EAST	W	L	T	Pct
N.Y. Giants	12	4	0	.750
* Philadelphia	11	5	0	.688
Washington	8	8	0	.500
Dallas	5	11	0	.313
Arizona	3	13	0	.188
NFC CENTRAL	W	L	T	Pct
Minnesota	11	5	0	.688
* Tampa Bay	10	6	0	.625
Green Bay	9	7	0	.563
Detroit	9	7	0	.563
Chicago	5	11	0	.313
NFC WEST	W	L	T	Pct
New Orleans	10	6	0	.625
* St. Louis	10	6	0	.625
Carolina	7	9	0	.438
San Francisco	6	10	0	.375
Atlanta	4	12	0	.250

\* Wild Card for Playoffs

1999 SEASON (13-3 REGULAR SEASON, 3-1 PLAYOFFS) • 2ND PLACE AFC CENTRAL

DATE	OPPONENT	SCORE	W/L	ATT
Sep. 12	CINCINNATI	36-35	W	65,272
Sep. 19	CLEVELAND	26-9	W	65,904
Sep. 26	at Jacksonville	20-19	W	61,502
Oct. 3	at San Francisco	22-24	L	67,447
Oct. 10	BALTIMORE	14-11	W	65,486
Oct. 17	at New Orleans	24-21	W	51,875
Oct. 24	BYE			
Oct. 31	ST. LOUIS	24-21	W	66,415
Nov. 7	at Miami	0-17	L	74,109
Nov. 14	at Cincinnati	24-14	W	46,017
Nov. 21	PITTSBURGH	16-10	W	66,619
Nov. 28	at Cleveland	33-21	W	72,008
Dec. 5	at Baltimore	14-41	L	67,854
Dec. 9	OAKLAND	21-14	W	66,357
Dec. 19	ATLANTA	30-17	W	66,196
Dec. 26	JACKSONVILLE	41-14	W	66,641
Jan. 2	at Pittsburgh	47-36	W	48,025
Jan. 8	BUFFALO	22-16	W	66,782
Jan. 16	at Indianapolis	19-16	W	57,097
Jan. 23	at Jacksonville	33-14	W	75,206
Jan. 30	ST. LOUIS	16-23	L	72,625

\* Overtime

	TITANS	OPP
Total First Downs	294	300
Rushing	109	81
Passing	167	193
Penalty	18	26
3rd Down: Made/Att	83/217	70/200
3rd Down Pct.	38.2	35.0
4th Down: Made/Att	7/12	4/14
4th Down Pct.	58.3	28.6
Possession Avg.	31:30	28:30
Total Net Yards	5296	5245
Avg. Per Game	331.0	327.8
Total Plays	1011	994
Avg. Per Play	5.2	5.3
Net Yards Rushing	1811	1550
Avg. Per Game	113.2	96.9
Total Rushes	459	383
Net Yards Passing	3485	3695
Avg. Per Game	217.8	230.9
Sacked/Yards Lost	25/137	54/305
Gross Yards	3622	4000
Att./Comp.	527/304	557/312
Completion Pct.	57.7	56.0
Had Intercepted	13	16
Punts/Average	90/42.5	80/42.9
Net Punting Avg.	90/38.1	80/37.2
Penalties/Yards	114/1069	128/1010
Fumbles/Ball Lost	17/9	39/24
Touchdowns	46	39
Rushing	19	8
Passing	23	26
Returns	4	5

BY PERIODS	1	2	3	4	OT	PTS
Titans	113	97	85	97	0	392
Opponents	44	93	103	84	0	324

SCORING	TD	RU	PA	RT	PAT	FG	S	TP
Del Greco	0	0	0	0	43/43	21/25	0	106
E. George	13	9	4	0			0	78
McNair	8	8	0	0			0	48
Dyson	4	0	4	0			0	24
Thigpen	4	0	4	0			0	24
Neal	3	1	2	0			0	18
Roan	3	0	3	0			0	18
Byrd	2	0	2	0			0	12
Wycheck	2	0	2	0			0	12
Harris	1	0	1	0			0	8
Kearse	1	0	0	1			0	6
Mason	1	0	0	1			0	6
Mitchell	1	0	0	1			0	6
Sanders	1	0	1	0			0	6
Thomas	1	1	0	0			0	6
Walker	1	0	0	1			0	6
Thornton	0	0	0	0			1	2
Titans	46	19	23	4	43/43	21/25	4	392
Opponents	39	8	26	5	33/33	15/22	2	324

2-Pt Conversions: Harris, Titans 1-3, Opponents 4-6

RUSHING	No	Yds	Avg	Lg	TD
E. George	320	1304	4.1	40	9
McNair	72	337	4.7	38	8
Thomas	43	164	3.8	22	1
Dyson	1	3	3.0	3	0
Hentrich	2	1	0.5	1	0

PASSING	Att	Cmp	Pct	Yards	Yds/Att	TD	Int	Lg	Sk/Yds	Rating
McNair	331	187	56.5	2179	6.58	12	8	65t	16/74	78.6
O'Donnell	195	116	59.5	1382	7.09	10	5	54t	9/63	87.6
Wycheck	1	1	100.0	61	61.00	1	0	61t	0/0	158.3
Titans	527	304	57.7	3622	6.87	23	13	65t	25/137	83.1
Opponents	557	312	56.0	4000	7.18	26	16	78t	54/305	82.3

Neal	2	1	0.5	1t	1
O'Donnell	19	1	0.1	4	0
Titans	459	1811	3.9	40	19
Opponents	383	1550	4.0	72	8

RECEIVING	No	Yds	Avg	Lg	TD
Wycheck	69	641	9.3	35	2
Dyson	54	658	12.2	47t	4
E. George	47	458	9.7	54t	4
Thigpen	38	648	17.1	35	4
Harris	26	297	11.4	62t	1
Sanders	20	336	16.8	48t	1
Byrd	14	261	18.6	65t	2
Roan	9	93	10.3	24t	3
Thomas	9	72	8.0	26	0
Mason	8	89	11.1	31	0
Neal	7	27	3.9	8	2
Kent	3	42	14.0	25	0
Titans	304	3622	11.9	65t	23
Opponents	312	4000	12.8	78t	26

INTERCEPTIONS	No	Yds	Avg	Lg	TD
Rolle	4	65	16.3	30	0
Sidney	3	12	4.0	7	0
Holmes	2	17	8.5	19	0
Dorsett	1	43	43.0	43	0
Mitchell	1	42	42.0	42t	1
Bowden	1	29	29.0	29	0
Walker	1	27	27.0	27	0
Fisk	1	17	17.0	17	0
Robertson	1	3	3.0	3	0
Jackson	1	2	2.0	2	0
Titans	16	257	16.1	43	1
Opponents	13	227	17.5	47t	2

PUNTING	No	Yds	Avg	Net	TB	In	Lg	B
Hentrich	90	3824	42.5	38.1	3	35	78	0
Titans	90	3824	42.5	38.1	3	35	78	0
Opponents	80	3435	42.9	37.2	5	25	72	2

PUNT RETURNS	No	FC	Yds	Avg	Lg	TD
Mason	26	15	225	8.7	65t	1
Preston TM	8	2	59	7.4	12	0
Byrd	2	0	8	4.0	8	0
S. George	1	0	18	18.0	18	0
Rolle	1	0	23	23.0	23	0
Sidney	1	0	4	4.0	4	0
Thigpen	1	0	21	21.0	21	0
Titans	40	17	358	9.0	65t	1
Opponents	45	22	335	7.4	32	0

KICKOFF RETURNS	No	Yds	Avg	Lg	TD
Mason	41	805	19.6	41	0
Preston TM	5	119	23.8	29	0
S. George	4	63	15.8	22	0
Byrd	2	16	8.0	9	0
Kent	2	24	12.0	13	0
Neal	2	15	7.5	14	0
Titans	56	1042	18.6	41	0
Opponents	76	1596	21.0	99t	2

FIELD GOALS	1-19	20-29	30-39	40-49	50+
Del Greco	1/1	8/8	7/9	4/6	1/1
Titans	1/1	8/8	7/9	4/6	1/1
Opponents	0/0	4/4	4/7	6/9	1/2

Del Greco: (50G, 33G) (35G, 44N) (44G, 48G) (21G, 22G, 28G) (1) (42N, 19G) (27G) (33N) (26G) (1) (27G, 31G, 37N) (39G, 33G) (1) (38G, 27G, 43N) (30G, 20G) (42G)  
Opponents: (33G, 38G) (41G) (42G) (39G) (44G, 46G, 50G) (24G, 42G) (54N, 38N) (43N, 46G) (32N) (44N, 24G) (1) (21G, 27G) (32N, 45N) (32G) (1) (1)

SACKS  
Kearse 14.5, Robinson 6.0, Ford 5.5, Thornton 4.5, Fisk 4.0, Holmes 4.0, Bowden 3.5, Evans 3.5, Rolle 3.0, Bishop 2.5, Jones 1.0, Frederick 0.5, Jackson 0.5, Robertson 0.5, Wortham 0.5  
Titans 54.0, Opponents 25.0

TACKLES (Solo-Assists-Total)  
Bishop (80-33-113), Robinson (84-49-113), Robertson (64-28-92), Kearse (59-26-85), Bowden (54-27-81), Wortham (50-31-81), Fisk (41-39-80), Rolle (57-13-70), Walker (47-9-56), Evans (26-28-54), Ford (26-15-41), Phenix (32-7-39), Sidney (34-5-39), Holmes (20-18-38), Thornton (23-10-33), Killens (13-12-25), Jackson (18-4-22), Colman (12-9-21), Jones (12-7-19), Dorsett (10-1-11), Frederick (2-8-10), Salave'a (4-6-10), Mitchell (6-1-7), McCullough (3-0-3)  
Team Totals: 760-383-1143

USUAL STARTING LINEUP

OFFENSE  
WR Kevin Dyson (87)  
LT Brad Hopkins (72)  
LG Bruce Matthews (74)  
C Kevin Long (60)  
RG Benji Olson (75)  
RT Jon Runyan (69)  
TE Frank Wycheck (89)  
WR Yancey Thigpen (82)  
QB Steve McNair (9)  
RB Eddie George (27)  
FB Lorenzo Neal (41)

DEFENSE  
LE Jevon Kearse (90)  
LT Josh Evans (91)  
RT Jason Fisk (97)  
RE Kenny Holmes (99)  
LLB Eddie Robinson (55)  
MLB Barron Wortham (52)  
RLB Joe Bowden (58)  
LCB Denard Walker (25)  
RCB Samari Rolle (21)  
SS Blaine Bishop (23)  
FS Marcus Robertson (31)

SPECIALISTS  
K Al Del Greco (3)  
P Craig Hentrich (15)

Pro Bowl  
All-Pro

GM: Floyd Reese; Head Coach: Jeff Fisher  
Asst. Coaches: George Henshaw (asst. head coach/ run game), Les Steckel (off. coord.), Gregg Williams (def. coord.), Bart Andrus (QB), O'Neill Gilbert (LB), Jerry Gray (DB), Alan Lowry (ST), Mike Munchak (OL), Jim Schwartz (def. asst.), Sherman Smith (RB), Steve Walters (WR), Jim Washburn (DL), Steve Watterson (strength & rehab.)

AMERICAN FOOTBALL CONFERENCE STANDINGS

AFC EAST	W	L	T	Pct
Indianapolis	13	3	0	.813
* Buffalo	11	5	0	.688
* Miami	9	7	0	.563
N.Y. Jets	8	8	0	.500
New England	8	8	0	.500
AFC CENTRAL	W	L	T	Pct
Jacksonville	14	2	0	.875
* Tennessee	13	3	0	.813
Baltimore	8	8	0	.500
Pittsburgh	6	10	0	.375
Cincinnati	4	12	0	.250
Cleveland	2	14	0	.125
AFC WEST	W	L	T	Pct
Seattle	9	7	0	.563
Kansas City	9	7	0	.563
Oakland	8	8	0	.500
San Diego	8	8	0	.500
Denver	6	10	0	.375

NATIONAL FOOTBALL CONFERENCE STANDINGS

NFC EAST	W	L	T	Pct
Washington	10	6	0	.625
* Dallas	8	8	0	.500
N.Y. Giants	7	9	0	.438
Arizona	6	10	0	.375
Philadelphia	5	11	0	.313
NFC CENTRAL	W	L	T	Pct
Tampa Bay	11	5	0	.688
* Minnesota	10	6	0	.625
* Detroit	8	8	0	.500
Green Bay	8	8	0	.500
Chicago	6	10	0	.375
NFC WEST	W	L	T	Pct
St. Louis	13	3	0	.813
Carolina	8	8	0	.500
Atlanta	5	11	0	.313
San Francisco	4	12	0	.250
New Orleans	3	13	0	.188

\* Wild Card for Playoffs

## ALL-TIME RESULTS

1998 (8-8)				
DATE	OPPONENT	SCORE	W/L	ATT
Sep. 6	at Cincinnati	23-14	W	55,848
Sep. 13	SAN DIEGO	7-13	L	41,089
Sep. 20	at New England	16-27	L	59,973
Sep. 27	JACKSONVILLE	22-27	L	34,656
Oct. 4	BYE			
Oct. 11	at Baltimore	12-8	W	68,561
Oct. 18	CINCINNATI	44-14	W	33,288
Oct. 25	CHICAGO	20-23	L	40,089
Nov. 1	at Pittsburgh	41-31	W	58,222
Nov. 8	at Tampa Bay	31-22	W	65,054
Nov. 15	PITTSBURGH	23-14	W	41,104
Nov. 22	NY JETS	3-24	L	37,084
Nov. 29	at Seattle	18-20	L	59,048
Dec. 6	BALTIMORE	16-14	W	31,124
Dec. 13	at Jacksonville	16-13	W	65,657
Dec. 20	at Green Bay	22-30	L	59,888
Dec. 26	MINNESOTA	16-26	L	41,121

1997 (8-8)				
DATE	OPPONENT	SCORE	W/L	ATT
Aug. 31	OAKLAND	24-21*	W	30,171
Sep. 7	at Miami	13-16*	L	64,439
Sep. 14	BYE			
Sep. 21	BALTIMORE	10-36	L	17,737
Sep. 28	at Pittsburgh	24-37	L	57,507
Oct. 5	at Seattle	13-16	L	49,897
Oct. 12	CINCINNATI	30-7	W	17,071
Oct. 19	WASHINGTON	28-14	W	31,042
Oct. 26	at Arizona	41-14	W	44,030
Nov. 2	JACKSONVILLE	24-30	L	27,208
Nov. 9	NY GIANTS	10-6	W	26,744
Nov. 16	at Jacksonville	9-17	L	70,070
Nov. 23	BUFFALO	31-14	W	23,571
Nov. 27	at Dallas	27-14	W	63,421
Dec. 4	at Cincinnati	14-41	L	49,086
Dec. 14	at Baltimore	19-21	L	60,558
Dec. 21	PITTSBURGH	16-6	W	50,677

\* Overtime

1996 (8-8)				
DATE	OPPONENT	SCORE	W/L	ATT
Sep. 1	KANSAS CITY	19-20	L	27,725
Sep. 8	at Jacksonville	34-27	W	66,468
Sep. 15	BALTIMORE	29-13	W	20,082
Sep. 22	BYE			
Sep. 29	at Pittsburgh	16-30	L	58,608
Oct. 6	at Cincinnati	30-27*	W	44,680
Oct. 13	at Atlanta	23-13	W	35,401
Oct. 20	PITTSBURGH	23-13	W	50,337
Oct. 27	SAN FRANCISCO	9-10	L	53,664
Nov. 3	at Seattle	16-23	L	36,320
Nov. 10	at New Orleans	31-14	W	34,121
Nov. 17	MIAMI	20-23	L	47,358
Nov. 24	CAROLINA	6-31	L	20,107
Dec. 1	at NY Jets	35-10	W	21,731
Dec. 8	JACKSONVILLE	17-23	L	20,196
Dec. 15	CINCINNATI	13-21	L	15,131
Dec. 22	at Baltimore	24-21	W	52,704

\* Overtime

1995 (7-9)				
DATE	OPPONENT	SCORE	W/L	ATT
Sep. 3	at Jacksonville	10-3	W	72,363
Sep. 10	PITTSBURGH	17-34	L	44,122
Sep. 17	CLEVELAND	7-14	L	36,077
Sep. 24	at Cincinnati	38-28	W	46,332
Oct. 1	JACKSONVILLE	16-17	L	36,346
Oct. 8	at Minnesota	17-23*	L	56,430
Oct. 15	BYE			
Oct. 22	at Chicago	32-35	L	63,545
Oct. 29	TAMPA BAY	19-7	W	31,489
Nov. 5	at Cleveland	37-10	W	57,881
Nov. 12	CINCINNATI	25-32	L	32,998
Nov. 19	at Kansas City	13-20	L	77,576
Nov. 26	DENVER	42-33	W	36,113
Dec. 3	at Pittsburgh	7-21	L	56,013
Dec. 10	DETROIT	17-24	L	35,842
Dec. 17	NY JETS	23-6	W	35,873
Dec. 24	at Buffalo	28-17	W	45,253

\* Overtime

1994 (2-14)				
DATE	OPPONENT	SCORE	W/L	ATT
Sep. 4	at Indianapolis	21-45	L	47,372
Sep. 11	at Dallas	17-20	L	64,402
Sep. 18	BUFFALO	7-15	L	55,424
Sep. 25	CINCINNATI	20-13	W	44,253
Oct. 3	at Pittsburgh	14-30	L	57,274
Oct. 9	BYE			
Oct. 13	CLEVELAND	8-11	L	50-364
Oct. 24	at Philadelphia	6-21	L	65,233
Oct. 30	at L.A. Raiders	14-17	L	40,473
Nov. 6	PITTSBURGH	9-12*	L	47,822
Nov. 13	at Cincinnati	31-34	L	54,908
Nov. 21	NY GIANTS	10-13	L	53,201
Nov. 27	at Cleveland	10-34	L	65,088
Dec. 4	ARIZONA	12-30	L	39,821
Dec. 11	SEATTLE	14-16	L	31,453
Dec. 18	at Kansas City	9-31	L	79,319
Dec. 24	NY JETS	24-10	W	31,176

\* Overtime

1993 (12-4, AFC CENTRAL CHAMPIONS)				
DATE	OPPONENT	SCORE	W/L	ATT
Sep. 5	at New Orleans	21-33	L	69,029
Sep. 12	KANSAS CITY	30-0	W	59,780
Sep. 19	at San Diego	17-18	L	58,519
Sep. 26	L.A. RAMS	13-28	L	53,072
Oct. 3	BYE			
Oct. 11	at Buffalo	7-35	L	79,613
Oct. 17	at New England	28-14	W	51,037
Oct. 24	CINCINNATI	28-12	W	50,039
Oct. 31	BYE			
Nov. 7	SEATTLE	24-14	W	50,447
Nov. 14	at Cincinnati	38-3	W	42,347
Nov. 21	at Cleveland	27-20	W	71,668
Nov. 28	PITTSBURGH	23-3	W	61,238
Dec. 5	ATLANTA	33-17	W	58,186
Dec. 12	CLEVELAND	19-17	W	58,720
Dec. 19	at Pittsburgh	26-17	W	57,592
Dec. 25	at San Francisco	10-7	W	61,744
Jan. 2	NY JETS	24-0	W	61,040
Jan. 16	KANSAS CITY	20-28	L	64,011

1992 (10-6, AFC WILD CARD)				
DATE	OPPONENT	SCORE	W/L	ATT
Sep. 6	PITTSBURGH	24-29	L	63,713
Sep. 13	at Indianapolis	20-10	W	44,851
Sep. 20	KANSAS CITY	23-20*	W	60,955
Sep. 27	SAN DIEGO	27-0	W	57,491
Oct. 4	BYE			
Oct. 11	at Cincinnati	38-24	W	54,254
Oct. 18	at Denver	21-27	L	74,827
Oct. 25	CINCINNATI	26-10	W	58,701
Nov. 1	at Pittsburgh	20-21	L	58,074
Nov. 8	CLEVELAND	14-24	L	57,348
Nov. 15	at Minnesota	17-13	W	56,726
Nov. 22	at Miami	16-19	L	63,597
Nov. 26	at Detroit	24-21	W	73,711
Dec. 7	CHICAGO	24-7	W	62,193
Dec. 13	GREEN BAY	14-16	L	57,285
Dec. 20	at Cleveland	17-14	W	59,898
Dec. 27	BUFFALO	27-3	W	61,742
Jan. 3	at Buffalo	38-41*	L	75,141

\* Overtime

1991 (11-5, AFC CENTRAL CHAMPIONS)				
DATE	OPPONENT	SCORE	W/L	ATT
Sep. 1	L.A. RAIDERS	47-17	W	61,367
Sep. 8	at Cincinnati	30-7	W	56,463
Sep. 16	KANSAS CITY	17-7	W	61,058
Sep. 22	at New England	20-24	L	30,702
Sep. 29	BYE			
Oct. 6	DENVER	42-14	W	59,145
Oct. 13	at NY Jets	23-20	W	70,758
Oct. 20	at Miami	17-13	W	60,705
Oct. 27	CINCINNATI	25-3	W	58,634
Nov. 3	at Washington	13-16*	L	55,096
Nov. 10	DALLAS	26-23*	W	63,001
Nov. 17	CLEVELAND	28-24	W	58,155
Nov. 24	at Pittsburgh	14-26	L	45,795
Dec. 2	PHILADELPHIA	6-13	L	62,141
Dec. 8	PITTSBURGH	31-6	W	59,225
Dec. 15	at Cleveland	17-14	W	55,680
Dec. 21	at NY Giants	20-24	L	63,421
Dec. 29	NY JETS	17-10	W	61,485
Jan. 4	at Denver	24-26	L	75,301

\* Overtime

1990 (9-7, AFC CENTRAL CHAMPIONS)				
DATE	OPPONENT	SCORE	W/L	ATT
Sep. 9	at Atlanta	27-47	L	56,222
Sep. 16	at Pittsburgh	9-20	L	54,814
Sep. 23	INDIANAPOLIS	24-10	W	50,093
Sep. 30	at San Diego	17-7	W	48,762
Oct. 7	SAN FRANCISCO	21-24	L	59,931
Oct. 14	CINCINNATI	48-17	W	53,501
Oct. 21	NEW ORLEANS	23-10	W	57,908
Oct. 28	NY JETS	12-17	L	56,337
Nov. 4	at L.A. Rams	13-17	L	52,628
Nov. 11	BYE			
Nov. 18	at Cleveland	35-23	W	76,726
Nov. 26	BUFFALO	27-24	W	60,130
Dec. 2	at Seattle	10-13*	L	57,592
Dec. 9	CLEVELAND	58-14	W	54,469
Dec. 16	at Kansas City	27-10	W	61,756
Dec. 23	at Cincinnati	20-40	L	60,044
Dec. 30	PITTSBURGH	34-14	W	56,906
Jan. 6	at Cincinnati	14-41	L	60,012

\* Overtime

1989 (9-7, AFC WILD CARD)				
DATE	OPPONENT	SCORE	W/L	ATT
Sep. 10	at Minnesota	7-38	L	54,015
Sep. 17	at San Diego	34-27	W	42,013
Sep. 24	BUFFALO	41-47*	L	57,278
Oct. 1	MIAMI	39-7	W	53,326
Oct. 8	at New England	13-23	L	59,828
Oct. 15	at Chicago	33-28	W	64,383
Oct. 22	PITTSBURGH	27-0	W	59,091
Oct. 29	at Cleveland	17-28	L	78,765
Nov. 5	DETROIT	35-31	W	48,056
Nov. 13	CINCINNATI	26-24	W	60,694
Nov. 19	L.A. RAIDERS	23-7	W	59,198
Nov. 26	at Kansas City	0-34	L	51,342
Dec. 3	at Pittsburgh	23-16	W	40,541
Dec. 10	TAMPA BAY	20-17	W	54,532
Dec. 17	at Cincinnati	7-61	L	47,510
Dec. 23	CLEVELAND	20-24	L	58,852
Dec. 31	PITTSBURGH	23-26*	L	58,306

\* Overtime

1988 (10-6, AFC WILD CARD)				
DATE	OPPONENT	SCORE	W/L	ATT
Sep. 4	at Indianapolis	17-14*	W	57,251
Sep. 11	L.A. RAIDERS	38-35	W	46,050
Sep. 18	at NY Jets	3-45	L	64,683
Sep. 25	NEW ENGLAND	31-6	W	38,646
Oct. 2	at Philadelphia	23-32	L	64,692
Oct. 9	KANSAS CITY	7-6	W	39,134
Oct. 16	at Pittsburgh	34-14	W	52,229
Oct. 23	at Cincinnati	21-44	L	54,659
Oct. 30	WASHINGTON	41-17	W	48,781
Nov. 7	CLEVELAND	24-17	W	51,467
Nov. 13	at Seattle	24-27	L	60,446
Nov. 20	PHOENIX	38-20	W	43,843
Nov. 24	at Dallas	25-17	W	50,845
Dec. 4	PITTSBURGH	34-37	L	47,791
Dec. 11	CINCINNATI	41-6	W	50,269
Dec. 18	at Cleveland	23-28	L	74,610
Dec. 24	at Cleveland	24-23	W	74,977
Jan. 1	at Buffalo	10-17	L	79,532

\* Overtime

1987 (9-6, AFC WILD CARD)				
DATE	OPPONENT	SCORE	W/L	ATT
Sep. 13	L.A. RAMS	20-16	W	33,186
Sep. 20	at Buffalo	30-34	L	56,534
Sep. 27	L.A. RAIDERS	Canceled due to players' strike		
+Oct. 4	at Denver	40-10	W	38,494
+Oct. 11	at Cleveland	15-10	W	38,927
+Oct. 18	NEW ENGLAND	7-21	L	26,294
Oct. 25	ATLANTA	37-33	W	29,062
Nov. 1	at Cincinnati	31-29	W	52,700
Nov. 8	at San Francisco	20-27	L	59,740
Nov. 15	at Pittsburgh	23-3	W	56,177
Nov. 22	CLEVELAND	7-40	L	51,161
Nov. 29	at Indianapolis	27-51	L	54,999
Dec. 6	SAN DIEGO	33-18	W	31,714
Dec. 13	at New Orleans	10-24	L	68,257
Dec. 20	PITTSBURGH	24-16	W	38,683
Dec. 27	CINCINNATI	21-17	W	49,775
Jan. 3	SEATTLE	23-20*	W	49,622
Jan. 10	at Denver	10-34	L	75,968

+ Replacement games

\* Overtime



## ALL-TIME RESULTS

1986 (5-11)				
DATE	OPPONENT	SCORE	W/L	ATT
Sep. 7	at Green Bay	31-3	W	54,065
Sep. 14	CLEVELAND	20-23	L	46,049
Sep. 21	at Kansas City	13-27	L	43,699
Sep. 29	PITTSBURGH	16-22*	L	42,001
Oct. 5	at Detroit	13-24	L	41,960
Oct. 12	CHICAGO	7-20	L	46,026
Oct. 19	at Cincinnati	28-31	L	53,844
Oct. 26	L.A. RAIDERS	17-28	L	41,641
Nov. 2	at Miami	7-28	L	43,804
Nov. 9	CINCINNATI	32-28	W	32,130
Nov. 16	at Pittsburgh	10-21	L	49,724
Nov. 23	INDIANAPOLIS	31-17	W	31,792
Nov. 30	at Cleveland	10-13*	L	62,309
Dec. 7	at San Diego	0-27	L	40,103
Dec. 14	MINNESOTA	23-10	W	32,738
Dec. 21	BUFFALO	16-7	W	31,409
* Overtime				

1985 (5-11)				
DATE	OPPONENT	SCORE	W/L	ATT
Sep. 8	MIAMI	26-23	W	47,656
Sep. 15	at Washington	13-16	L	53,553
Sep. 22	at Pittsburgh	0-20	L	58,572
Sep. 29	DALLAS	10-17	L	49,686
Oct. 6	at Denver	20-31	L	74,699
Oct. 13	CLEVELAND	6-21	L	38,386
Oct. 20	CINCINNATI	44-27	W	35,590
Oct. 27	at St. Louis	20-10	W	43,190
Nov. 3	KANSAS CITY	23-20	W	41,238
Nov. 10	at Buffalo	0-20	L	21,881
Nov. 17	PITTSBURGH	7-30	L	45,977
Nov. 24	SAN DIEGO	37-35	W	34,336
Dec. 1	at Cincinnati	27-45	L	46,140
Dec. 8	NY GIANTS	14-35	L	36,576
Dec. 15	at Cleveland	21-28	L	50,793
Dec. 22	at Indianapolis	16-34	L	55,818

1984 (3-13)				
DATE	OPPONENT	SCORE	W/L	ATT
Sep. 2	L.A. RAIDERS	14-24	L	49,092
Sep. 9	INDIANAPOLIS	21-35	L	43,820
Sep. 16	at San Diego	14-31	L	52,266
Sep. 23	at Atlanta	10-42	L	45,248
Sep. 30	NEW ORLEANS	10-27	L	43,108
Oct. 7	at Cincinnati	3-13	L	43,637
Oct. 14	at Miami	10-28	L	54,080
Oct. 21	SAN FRANCISCO	21-34	L	39,900
Oct. 28	CINCINNATI	13-31	L	34,010
Nov. 4	at Pittsburgh	7-35	L	48,892
Nov. 11	at Kansas City	17-16	W	44,464
Nov. 18	NY JETS	31-20	W	40,141
Nov. 25	at Cleveland	10-27	L	46,077
Dec. 2	PITTSBURGH	23-20*	W	39,786
Dec. 9	at L.A. Rams	16-27	L	49,092
Dec. 16	CLEVELAND	20-27	L	33,676
* Overtime				

1983 (2-14)				
DATE	OPPONENT	SCORE	W/L	ATT
Sep. 4	GREEN BAY	38-41*	L	44,073
Sep. 11	at L.A. Raiders	6-20	L	37,526
Sep. 18	PITTSBURGH	28-40	L	44,150
Sep. 25	at Buffalo	13-30	L	60,070
Oct. 2	at Pittsburgh	10-17	L	56,901
Oct. 9	DENVER	14-26	L	44,209
Oct. 16	at Minnesota	14-34	L	58,910
Oct. 23	KANSAS CITY	10-13*	L	39,462
Oct. 30	at Cleveland	19-25*	L	68,851
Nov. 6	CINCINNATI	14-55	L	39,706
Nov. 13	DETROIT	27-17	W	40,660
Nov. 20	at Cincinnati	10-38	L	46,375
Nov. 27	at Tampa Bay	24-33	L	38,625
Dec. 4	MIAMI	17-24	L	39,434
Dec. 11	CLEVELAND	34-27	W	29,746
Dec. 18	at Baltimore	10-20	L	20,418
* Overtime				

1982 (1-8)				
DATE	OPPONENT	SCORE	W/L	ATT
Sep. 12	at Cincinnati	6-27	L	52,268
Sep. 19	SEATTLE	23-21	W	43,117
Nov. 21	PITTSBURGH	10-24	L	42,338
Nov. 28	at New England	21-29	L	33,602
Dec. 5	at NY Giants	14-17	L	71,184
Dec. 13	DALLAS	7-37	L	51,808
Dec. 19	at Philadelphia	14-35	L	44,119
Dec. 26	CLEVELAND	14-20	L	36,559
Jan. 2	CINCINNATI	27-35	L	26,522

Note: strike-shortened season

1981 (7-9)				
DATE	OPPONENT	SCORE	W/L	ATT
Sep. 6	at L.A. Rams	27-20	W	63,198
Sep. 13	at Cleveland	9-3	W	79,483
Sep. 20	MIAMI	10-16	L	47,379
Sep. 27	at NY Jets	17-33	L	50,309
Oct. 4	CINCINNATI	17-10	W	44,350
Oct. 11	SEATTLE	35-17	W	42,671
Oct. 18	at New England	10-38	L	60,474
Oct. 26	at Pittsburgh	13-26	L	52,732
Nov. 1	at Cincinnati	21-34	L	54,736
Nov. 8	OAKLAND	17-16	W	45,519
Nov. 15	at Kansas City	10-23	L	73,984
Nov. 22	NEW ORLEANS	24-27	L	49,581
Nov. 29	ATLANTA	27-31	L	40,201
Dec. 3	CLEVELAND	17-13	W	44,502
Dec. 13	at San Francisco	6-28	L	55,707
Dec. 20	PITTSBURGH	21-20	W	41,056

1980 (11-5, AFC CENTRAL CHAMPIONS)				
DATE	OPPONENT	SCORE	W/L	ATT
Sep. 7	at Pittsburgh	17-31	L	54,386
Sep. 15	at Cleveland	16-7	W	80,243
Sep. 21	BALTIMORE	21-16	W	47,878
Sep. 28	at Cincinnati	13-10	W	50,413
Oct. 5	SEATTLE	7-26	L	46,860
Oct. 12	at Kansas City	20-21	L	75,048
Oct. 19	TAMPA BAY	20-14	W	48,167
Oct. 26	CINCINNATI	23-3	W	49,189
Nov. 2	at Denver	20-16	W	74,717
Nov. 10	NEW ENGLAND	38-34	W	51,524
Nov. 16	at Chicago	10-6	W	59,390
Nov. 23	at NY Jets	28-31*	L	52,358
Nov. 30	CLEVELAND	14-17	L	61,514
Dec. 4	PITTSBURGH	6-0	W	53,960
Dec. 14	at Green Bay	22-3	W	53,201
Dec. 21	MINNESOTA	20-16	W	51,064
Dec. 28	at Oakland	7-27	L	52,762
* Overtime				

1979 (11-5, AFC WILD CARD)				
DATE	OPPONENT	SCORE	W/L	ATT
Sep. 2	at Washington	29-27	W	54,582
Sep. 9	at Pittsburgh	7-38	L	49,792
Sep. 16	KANSAS CITY	20-6	W	45,684
Sep. 23	at Cincinnati	30-27*	W	45,615
Sep. 30	CLEVELAND	31-10	W	48,915
Oct. 7	ST. LOUIS	17-24	L	53,043
Oct. 14	at Baltimore	28-16	W	45,021
Oct. 21	at Seattle	14-34	L	60,705
Oct. 28	NY JETS	27-24*	W	45,825
Nov. 5	at Miami	9-6	W	70,273
Nov. 11	OAKLAND	31-17	W	48,614
Nov. 18	CINCINNATI	42-21	W	49,829
Nov. 22	at Dallas	30-24	W	63,897
Dec. 2	at Cleveland	7-14	L	69,112
Dec. 10	PITTSBURGH	20-17	W	55,293
Dec. 16	PHILADELPHIA	20-26	L	49,407
Dec. 23	DENVER	13-7	W	48,776
Dec. 29	at San Diego	17-14	W	51,192
Jan. 6	at Pittsburgh	13-27	L	50,475
* Overtime				

1978 (10-6, AFC WILD CARD)				
DATE	OPPONENT	SCORE	W/L	ATT
Sep. 3	at Atlanta	14-20	L	57,328
Sep. 10	at Kansas City	20-17	W	40,213
Sep. 17	SAN FRANCISCO	20-19	W	46,161
Sep. 24	LOS ANGELES	6-10	L	45,749
Oct. 1	at Cleveland	16-13	W	72,776
Oct. 8	at Oakland	17-21	L	52,550
Oct. 15	BUFFALO	17-10	W	47,727
Oct. 23	at Pittsburgh	24-17	W	48,021
Oct. 29	at Cincinnati	13-28	L	50,532
Nov. 5	CLEVELAND	14-10	W	45,827
Nov. 12	at New England	26-23	W	60,356
Nov. 20	MIAMI	35-30	W	50,290
Nov. 26	CINCINNATI	17-10	W	43,245
Dec. 3	PITTSBURGH	3-13	L	54,261
Dec. 10	at New Orleans	17-12	W	63,169
Dec. 17	SAN DIEGO	24-45	L	49,554
Dec. 24	at Miami	17-9	W	70,036
Dec. 31	at New England	31-14	W	61,297
Jan. 7	at Pittsburgh	5-34	L	49,417

1977 (8-6)				
DATE	OPPONENT	SCORE	W/L	ATT
Sep. 18	NY JETS	20-0	W	39,488
Sep. 25	at Green Bay	16-10	W	55,071
Oct. 2	at Miami	7-27	L	49,619
Oct. 9	PITTSBURGH	27-10	W	49,226
Oct. 16	CLEVELAND	23-24	L	47,888
Oct. 23	at Pittsburgh	10-27	L	48,517
Oct. 30	at Cincinnati	10-13*	L	53,194
Nov. 6	CHICAGO	47-0	W	47,226
Nov. 13	at Oakland	29-34	L	53,667
Nov. 20	at Seattle	22-10	W	61,519
Nov. 27	KANSAS CITY	34-20	W	42,934
Dec. 4	DENVER	14-24	L	46,875
Dec. 11	at Cleveland	19-15	W	30,898
Dec. 18	CINCINNATI	21-16	W	46,212
* Overtime				

1976 (5-9)				
DATE	OPPONENT	SCORE	W/L	ATT
Sep. 12	TAMPA BAY	20-0	W	42,228
Sep. 19	at Buffalo	13-3	W	61,364
Sep. 26	OAKLAND	13-14	L	42,338
Oct. 3	at New Orleans	31-26	W	51,973
Oct. 10	DENVER	17-3	W	47,928
Oct. 17	at San Diego	27-30	L	31,565
Oct. 24	CINCINNATI	7-27	L	45,499
Nov. 1	at Baltimore	14-38	L	60,020
Nov. 7	CLEVELAND	7-21	L	39,828
Nov. 14	at Cincinnati	27-31	L	53,243
Nov. 21	at Pittsburgh	16-32	L	47,947
Nov. 28	ATLANTA	20-14	W	25,838
Dec. 5	at Cleveland	10-13	L	56,025
Dec. 11	PITTSBURGH	0-21	L	44,743

1975 (10-4)				
DATE	OPPONENT	SCORE	W/L	ATT
Sep. 21	at New England	7-0	W	51,934
Sep. 28	SAN DIEGO	33-17	W	33,765
Oct. 5	CINCINNATI	19-21	L	42,412
Oct. 12	at Cleveland	40-10	W	46,531
Oct. 19	WASHINGTON	13-10	W	49,566
Oct. 26	DETROIT	24-8	W	46,904
Nov. 2	at Kansas City	17-13	W	62,989
Nov. 9	at Pittsburgh	17-24	L	49,460
Nov. 16	MIAMI	20-19	W	48,892
Nov. 24	PITTSBURGH	9-32	L	49,947
Nov. 30	at Cincinnati	19-23	L	46,128
Dec. 7	at San Francisco	27-13	W	44,015
Dec. 14	at Oakland	27-26	W	50,719
Dec. 21	CLEVELAND	21-10	W	43,770

1974 (7-7)				
DATE	OPPONENT	SCORE	W/L	ATT
Sep. 15	SAN DIEGO	21-14	W	25,317
Sep. 22	at Cleveland	7-20	L	55,242
Sep. 29	KANSAS CITY	7-17	L	28,538
Oct. 6	PITTSBURGH	7-13	L	30,049
Oct. 13	at Minnesota	10-51	L	48,006
Oct. 20	ST. LOUIS	27-31	L	26,371
Oct. 27	at Cincinnati	34-21	W	55,434
Nov. 3	at NY Jets	27-22	W	47,218
Nov. 10	at Buffalo	21-9	W	79,144
Nov. 17	CINCINNATI	20-3	W	44,054
Nov. 24	DALLAS	0-10	L	49,775
Dec. 1	at Pittsburgh	13-10	W	41,195
Dec. 8	at Denver	14-37	L	46,942
Dec. 15	CLEVELAND	28-24	W	33,299

1973 (1-13)				
DATE	OPPONENT	SCORE	W/L	ATT
Sep. 16	at NY Giants	14-34	L	57,979
Sep. 23	at Cincinnati	10-24	L	51,823
Sep. 30	PITTSBURGH	7-36	L	39,331
Oct. 7	LA RAMS	26-31	L	34,875
Oct. 14	DENVER	20-48	L	32,801
Oct. 21	at Cleveland	13-42	L	61,146
Oct. 28	at Chicago	14-35	L	43,755
Nov. 4	at Baltimore	31-27	W	52,707
Nov. 11	CLEVELAND	13-23	L	37,230
Nov. 18	at Kansas City	14-38	L	68,444
Nov. 25	NEW ENGLAND	0-32	L	27,344
Dec. 2	OAKLAND	6-17	L	25,801
Dec. 9	at Pittsburgh	7-33	L	38,004
Dec. 16	CINCINNATI	24-27	L	21,955

## ALL-TIME RESULTS

## 1972 (1-13)

DATE	OPPONENT	SCORE	W/L	ATT
Sep. 17	at Denver	17-30	L	51,656
Sep. 24	at Miami	13-34	L	77,821
Oct. 1	NY JETS	26-20	W	51,423
Oct. 9	OAKLAND	0-34	L	51,378
Oct. 15	at Pittsburgh	7-24	L	42,929
Oct. 22	CLEVELAND	17-23	L	38,113
Oct. 29	at Cincinnati	7-30	L	59,409
Nov. 5	at Cleveland	0-20	L	61,985
Nov. 12	PHILADELPHIA	17-18	L	34,175
Nov. 19	GREEN BAY	10-23	L	41,752
Nov. 26	at San Diego	20-34	L	46,289
Dec. 3	at Atlanta	10-20	L	58,850
Dec. 10	PITTSBURGH	3-9	L	36,528
Dec. 17	CINCINNATI	17-61	L	32,482

## 1971 (4-9-1)

DATE	OPPONENT	SCORE	W/L	ATT
Sep. 19	at Cleveland	0-31	L	73,387
Sep. 26	KANSAS CITY	16-20	L	46,498
Oct. 3	NEW ORLEANS	13-13	T	47,966
Oct. 10	at Washington	13-22	L	55,041
Oct. 17	DETROIT	7-31	L	45,885
Oct. 24	at Pittsburgh	16-23	L	45,872
Oct. 31	CINCINNATI	10-6	W	37,947
Nov. 7	at New England	20-28	L	53,155
Nov. 14	at Oakland	21-41	L	54,705
Nov. 21	at Cincinnati	13-28	L	59,390
Nov. 28	CLEVELAND	24-37	L	37,921
Dec. 5	PITTSBURGH	29-3	W	37,778
Dec. 12	at Buffalo	20-14	W	28,107
Dec. 19	SAN DIEGO	49-33	W	35,959

## 1970 (3-10-1)

DATE	OPPONENT	SCORE	W/L	ATT
Sep. 20	at Pittsburgh	19-7	W	45,538
Sep. 27	MIAMI	10-20	L	39,840
Oct. 4	at Cincinnati	20-13	W	55,094
Oct. 11	BALTIMORE	20-24	L	48,050
Oct. 18	PITTSBURGH	3-7	L	42,799
Oct. 25	at San Diego	31-31	T	41,427
Nov. 1	at St. Louis	0-44	L	47,911
Nov. 8	at Kansas City	9-24	L	49,810
Nov. 15	SAN FRANCISCO	20-30	L	43,040
Nov. 22	at Cleveland	14-28	L	74,723
Nov. 29	DENVER	31-21	W	35,733
Dec. 7	CLEVELAND	10-21	L	50,582
Dec. 13	CINCINNATI	20-30	L	34,435
Dec. 20	at Dallas	10-52	L	50,504

## 1969 (6-6-2, AFL WILD CARD)

DATE	OPPONENT	SCORE	W/L	ATT
Sep. 14	at Oakland	17-21	L	49,361
Sep. 21	at Buffalo	17-3	W	40,146
Sep. 28	MIAMI	22-10	W	41,086
Oct. 5	BUFFALO	28-14	W	46,485
Oct. 12	at Kansas City	0-24	L	45,805
Oct. 19	at New York	17-26	L	63,841
Oct. 26	DENVER	24-21	W	45,348
Nov. 2	at Boston	0-24	L	19,006
Nov. 9	CINCINNATI	31-31	T	45,298
Nov. 16	at Denver	20-20	T	45,002
Nov. 23	at Miami	32-7	W	27,218
Nov. 27	SAN DIEGO	17-21	L	40,065
Dec. 6	NEW YORK	26-34	L	51,923
Dec. 14	BOSTON	27-23	W	39,215
Dec. 21	at Oakland	7-56	L	53,539

## 1968 (7-7)

DATE	OPPONENT	SCORE	W/L	ATT
Sep. 9	KANSAS CITY	21-26	L	45,083
Sep. 14	at Miami	24-10	W	40,067
Sep. 21	at San Diego	14-30	L	46,217
Sep. 29	OAKLAND	15-24	L	46,098
Oct. 6	MIAMI	7-24	L	36,109
Oct. 13	at Boston	16-0	W	32,502
Oct. 20	NEW YORK	14-20	L	51,710
Oct. 27	at Buffalo	30-7	W	34,339
Nov. 3	at Cincinnati	27-17	W	24,012
Nov. 10	at New York	7-26	L	60,242
Nov. 17	DENVER	38-17	W	36,075
Nov. 28	at Kansas City	10-24	L	48,493
Dec. 7	BUFFALO	35-6	W	34,110
Dec. 15	BOSTON	45-17	W	34,198

## 1967 (9-4-1, AFL EAST CHAMPIONS)

DATE	OPPONENT	SCORE	W/L	ATT
Sep. 9	KANSAS CITY	20-25	L	28,003
Sep. 17	at Buffalo	20-3	W	41,384
Sep. 24	at San Diego	3-13	L	36,032
Oct. 1	DENVER	10-6	W	21,798
Oct. 15	at New York	28-28	T	62,729
Oct. 22	at Kansas City	24-19	W	46,365
Oct. 29	BUFFALO	10-3	W	30,060
Nov. 5	at Boston	7-18	L	19,422
Nov. 12	at Denver	20-18	W	30,392
Nov. 26	BOSTON	27-6	W	28,044
Dec. 3	MIAMI	17-14	W	20,979
Dec. 10	OAKLAND	7-19	L	36,375
Dec. 16	SAN DIEGO	24-17	W	19,870
Dec. 23	at Miami	41-10	W	25,982
Dec. 31	at Oakland	7-40	L	53,330

## 1966 (3-11)

DATE	OPPONENT	SCORE	W/L	ATT
Sep. 3	DENVER	45-7	W	30,156
Sep. 10	OAKLAND	31-0	W	31,763
Sep. 18	at New York	13-52	L	54,681
Sep. 25	at Buffalo	20-27	L	42,526
Oct. 2	at Denver	38-40	L	27,203
Oct. 16	NEW YORK	24-0	W	30,823
Oct. 23	MIAMI	13-20	L	23,173
Oct. 30	at Kansas City	23-48	L	31,676
Nov. 6	at Oakland	23-38	L	34,102
Nov. 13	at Boston	21-27	L	23,426
Nov. 20	BUFFALO	20-42	L	27,312
Dec. 4	SAN DIEGO	22-28	L	17,569
Dec. 11	BOSTON	14-38	L	17,100
Dec. 18	at Miami	28-29	L	20,045

## 1965 (4-10)

DATE	OPPONENT	SCORE	W/L	ATT
Sep. 12	NEW YORK	27-21	W	52,680
Sep. 19	BOSTON	31-10	W	32,445
Sep. 26	at Oakland	17-21	L	18,166
Oct. 3	at San Diego	14-31	L	28,190
Oct. 17	at Denver	17-28	L	32,492
Oct. 24	KANSAS CITY	38-36	W	34,670
Oct. 31	at Buffalo	19-17	W	44,267
Nov. 7	OAKLAND	21-33	L	35,729
Nov. 14	DENVER	21-31	L	28,126
Nov. 21	at New York	14-41	L	55,312
Nov. 28	at Kansas City	21-52	L	16,459
Dec. 5	BUFFALO	18-29	L	23,087
Dec. 12	SAN DIEGO	26-37	L	24,120
Dec. 18	at Boston	14-42	L	14,508

## 1964 (4-10)

DATE	OPPONENT	SCORE	W/L	ATT
Sep. 12	at San Diego	21-27	L	22,632
Sep. 19	OAKLAND	42-28	W	26,482
Sep. 27	at Denver	38-17	W	22,651
Oct. 4	at Kansas City	7-28	L	22,727
Oct. 11	BUFFALO	17-48	L	26,218
Oct. 17	at New York	21-24	L	32,840
Oct. 25	SAN DIEGO	17-20	L	21,671
Nov. 1	at Buffalo	10-24	L	40,119
Nov. 6	at Boston	24-25	L	28,161
Nov. 15	at Oakland	10-20	L	16,375
Nov. 22	KANSAS CITY	19-28	L	17,782
Nov. 29	BOSTON	17-34	L	17,560
Dec. 13	NEW YORK	33-17	W	16,225
Dec. 20	DENVER	34-15	W	15,839

## 1963 (6-8)

DATE	OPPONENT	SCORE	W/L	ATT
Sep. 7	OAKLAND	13-24	L	24,749
Sep. 14	DENVER	20-14	W	22,855
Sep. 22	at New York	17-24	L	9,336
Sep. 28	at Buffalo	31-20	W	32,340
Oct. 6	at Kansas City	7-28	L	27,801
Oct. 13	at Denver	33-24	W	24,087
Oct. 20	BUFFALO	28-14	W	23,948
Oct. 27	KANSAS CITY	28-7	W	26,331
Nov. 1	at Boston	3-45	L	31,185
Nov. 10	NEW YORK	31-27	W	23,615
Dec. 1	at San Diego	0-27	L	31,713
Dec. 8	BOSTON	28-46	L	23,462
Dec. 15	SAN DIEGO	14-20	L	18,540
Dec. 22	at Oakland	49-52	L	17,401

## 1962 (11-3, AFL EAST CHAMPIONS)

DATE	OPPONENT	SCORE	W/L	ATT
Sep. 9	at Buffalo	28-23	W	31,236
Sep. 16	at Boston	21-34	L	32,276
Sep. 23	at San Diego	42-17	W	28,061
Oct. 7	BUFFALO	17-14	W	26,350
Oct. 14	NEW YORK	56-17	W	20,650
Oct. 21	at Denver	10-20	L	34,496
Oct. 28	DALLAS	7-31	L	31,750
Nov. 4	at Dallas	14-6	W	29,017
Nov. 11	at Oakland	28-20	W	11,000
Nov. 18	BOSTON	21-17	W	35,250
Nov. 25	SAN DIEGO	33-27	W	28,235
Dec. 2	DENVER	34-17	W	30,650
Dec. 9	OAKLAND	32-17	W	27,400
Dec. 15	at New York	44-10	W	8,167
Dec. 23	DALLAS	17-20*	L	37,981

\* Overtime

## 1961 (10-3-1, AFL EAST CHAMPIONS)

DATE	OPPONENT	SCORE	W/L	ATT
Sep. 9	OAKLAND	55-0	W	16,231
Sep. 24	at San Diego	24-34	L	29,210
Oct. 1	at Dallas	21-26	L	28,000
Oct. 8	BUFFALO	12-22	L	22,761
Oct. 13	at Boston	31-31	T	15,070
Oct. 22	DALLAS	38-7	W	21,237
Oct. 29	at Buffalo	28-16	W	23,228
Nov. 5	at Denver	55-14	W	11,564
Nov. 12	BOSTON	27-15	W	35,649
Nov. 19	NEW YORK	49-13	W	33,428
Nov. 26	DENVER	45-14	W	27,864
Dec. 3	SAN DIEGO	33-13	W	37,845
Dec. 10	at New York	48-21	W	9,462
Dec. 17	at Oakland	47-16	W	4,821
Dec. 24	at San Diego	10-3	W	29,556

## 1960 (10-4, AFL EAST CHAMPIONS)

DATE	OPPONENT	SCORE	W/L	ATT
Sep. 11	at Oakland	37-22	W	12,703
Sep. 18	LOS ANGELES	38-28	W	20,156
Sep. 25	OAKLAND	13-14	L	16,421
Oct. 9	NEW YORK	27-21	W	16,151
Oct. 16	DALLAS	20-10	W	19,026
Oct. 23	at New York	42-28	W	21,000
Oct. 30	at Buffalo	24-25	L	23,001
Nov. 6	at Denver	45-25	W	14,489
Nov. 13	at Los Angeles	21-24	L	21,805
Nov. 20	DENVER	20-10	W	20,778
Nov. 25	at Boston	24-10	W	27,123
Dec. 4	at Dallas	0-24	L	20,000
Dec. 11	BUFFALO	31-23	W	25,247
Dec. 18	BOSTON	37-21	W	22,352
Jan. 1	LOS ANGELES	24-16	W	32,183



# TITANS VS. THE NFL

All-time regular season and playoff records versus 31 current NFL opponents

OPPONENT	FIRST MEETING	REGULAR SEASON			POSTSEASON			COMBINED			STREAK	LAST TIME
		HOME	AWAY	TOTAL	HOME	AWAY	TOTAL	HOME	AWAY	TOTAL		
Arizona Cardinals	1970	2-4-0	2-3-0	4-7-0	0-0	0-0	0-0	2-4-0	2-3-0	4-7-0	L2	12/10/17 at Ari, L 7-12
Atlanta Falcons	1972	5-2-0	2-5-0	7-7-0	0-0	0-0	0-0	5-2-0	2-5-0	7-7-0	L2	10/25/15 at Ten, L 7-10
Baltimore Ravens	1996	6-5-0	4-5-0	10-10-0	0-2	1-0	1-2	6-7-0	5-5-0	11-12-0	L1	10/14/18 at Ten, L 0-21
Buffalo Bills	1960	13-7-0	14-9-0	27-16-0	1-0	0-2	1-2	14-7-0	14-11-0	28-18-0	L2	10/7/18 at Buf, L 12-13
Carolina Panthers	1996	1-2-0	2-0-0	3-2-0	0-0	0-0	0-0	1-2-0	2-0-0	3-2-0	L1	11/15/15 at Ten, L 10-27
Chicago Bears	1973	2-4-0	4-2-0	6-6-0	0-0	0-0	0-0	2-4-0	4-2-0	6-6-0	W1	11/27/16 at Chi, W 27-21
Cincinnati Bengals	1968	23-13-1	17-20-0	40-33-1	0-0	0-1	0-1	23-13-1	17-21-0	40-34-1	W1	11/12/17 at Ten, W 24-20
Cleveland Browns	1970	14-19-0	16-16-0	30-35-0	0-0	1-0	1-0	14-19-0	17-16-0	31-35-0	W2	10/22/17 at Cle, W 12-9 OT
Dallas Cowboys	1970	2-5-0	5-3-0	7-8-0	0-0	0-0	0-0	2-5-0	5-3-0	7-8-0	W1	11/5/18 at Dal, W 28-14
Denver Broncos	1960	15-6-0	7-9-1	22-15-1	1-0	0-2	1-2	16-6-0	7-11-1	23-17-1	W1	12/11/16 at Ten, W 13-10
Detroit Lions	1971	5-2-0	4-1-0	9-3-0	0-0	0-0	0-0	5-2-0	4-1-0	9-3-0	W5	9/18/16 at Det, W 16-15
Green Bay Packers	1972	3-3-0	4-2-0	7-5-0	0-0	0-0	0-0	3-3-0	4-2-0	7-5-0	W1	11/13/16 at Ten, W 47-25
Houston Texans	2002	11-6-0	7-10-0	18-16-0	0-0	0-0	0-0	11-6-0	7-10-0	18-16-0	L1	11/26/18 at Hou, L 17-34
Indianapolis Colts	1970	8-14-0	7-19-0	15-33-0	0-0	1-0	1-0	8-14-0	8-19-0	16-33-0	L2	12/30/18 at Ten, L 17-33
Jacksonville Jaguars	1995	15-9-0	13-11-0	28-20-0	0-0	1-0	1-0	15-9-0	14-11-0	29-20-0	W4	12/6/18 at Ten, W 30-9
Kansas City Chiefs	1960	12-10-0	10-17-0	22-27-0	0-2	1-0	1-2	12-12-0	11-17-0	23-29-0	W3	1/6/18 at KC, W 22-21
Los Angeles Chargers	1960	11-9-0	3-18-1	14-27-1	1-0	2-1	3-1	12-9-0	5-19-1	17-28-1	L2	10/21/18 at LA, L 19-20^
Los Angeles Rams	1973	3-4-0	2-3-0	5-7-0	0-0	0-0	0-1*	3-4-0	2-3-0	5-8-0*	L1	12/24/17 at Ten, L 23-27
Miami Dolphins	1966	8-8-0	8-13-0	16-21-0	0-0	1-0	1-0	8-8-0	9-13-0	17-21-0	L2	9/9/18 at Mia, L 20-27
Minnesota Vikings	1974	3-2-0	1-7-0	4-9-0	0-0	0-0	0-0	3-2-0	1-7-0	4-9-0	L2	9/11/16 at Ten, L 16-25
New England Patriots	1960	11-7-0	5-16-1	16-23-1	0-0	1-2	1-2	11-7-0	6-18-1	17-25-1	W1	11/11/18 at Ten, W 34-10
New Orleans Saints	1971	2-3-1	6-2-0	8-5-1	0-0	0-0	0-0	2-3-1	6-2-0	8-5-1	W1	11/8/15 at NO, W 34-28 OT
New York Giants	1973	3-3-0	3-3-0	6-6-0	0-0	0-0	0-0	3-3-0	3-3-0	6-6-0	W1	12/16/18 at NY, W 17-0
New York Jets	1960	18-6-0	6-13-1	24-19-1	1-0	0-0	1-0	19-7-0	6-12-1	25-19-1	W1	12/2/18 at Ten, W 26-22
Oakland Raiders	1960	15-14-0	5-12-0	20-26-0	0-0	0-4	0-4	15-14-0	5-16-0	20-30-0	L3	9/10/17 at Ten, L 16-26
Philadelphia Eagles	1972	3-3-0	2-4-0	5-7-0	0-0	0-0	0-0	3-3-0	2-4-0	5-7-0	W1	9/30/18 at Ten, W 26-23 OT
Pittsburgh Steelers	1970	19-18-0	12-25-0	31-43-0	1-1	0-2	1-3	20-19-0	12-27-0	32-46-0	L2	11/16/17 at Pit, L 17-40
San Francisco 49ers	1970	2-5-0	3-4-0	5-9-0	0-0	0-0	0-0	2-5-0	3-4-0	5-9-0	L2	12/17/17 at SF, L 23-25
Seattle Seahawks	1977	4-3-0	2-7-0	6-10-0	1-0	0-0	1-0	5-3-0	2-7-0	7-10-0	W1	9/24/17 at Ten, W 33-27
Tampa Bay Buccaneers	1976	7-0-0	2-2-0	9-2-0	0-0	0-0	0-0	7-0-0	2-2-0	9-2-0	W2	9/13/15 at TB, W 42-14
Washington Redskins	1971	4-2-0	3-4-0	7-6-0	0-0	0-0	0-0	3-2-0	3-4-0	6-6-0	W1	12/22/18 at Ten, W 25-16

\* Series vs. Los Angeles includes Super Bowl XXXIV loss in Atlanta, Ga.

^ Game played in London, U.K.

**Notes:** The Cardinals were previously the Phoenix Cardinals (1988-93), St. Louis Cardinals (1960-87) and Chicago Cardinals (1920-59). The Bears were previously the Decatur Staleys (1920) and Chicago Staleys (1921). The Browns did not play from 1996-98 and rejoined league as expansion team in 1999. The Colts were previously the Baltimore Colts (1953-83). The Chiefs were previously the Dallas Texans (1960-62). The Patriots were previously the Boston Patriots (1960-70). The Jets were previously the New York Titans (1960-62). The Raiders (Oakland Raiders from 1960-81 and 1995-present) were previously the Los Angeles Raiders (1982-94). The Rams were previously the Cleveland Rams (1937-42, 1944-45) and the St. Louis Rams (1995-2015).

## TEAM-BY-TEAM RESULTS

### Oilers/Titans Home Stadium Dates

1960-64: Jeppesen Stadium, Houston  
 1965-67: Rice Stadium, Houston  
 1968-96: Astrodome, Houston  
 1997: Liberty Bowl, Memphis  
 1998: Vanderbilt Stadium, Nashville  
 1999-Present: Nissan Stadium, Nashville

### Abbreviations

AFL Champ - AFL Championship game  
 AFL Div - AFL Divisional playoff game  
 WC - first round playoff game (Wild Card)  
 Div - Divisional playoff game  
 Champ - AFC Championship game  
 SB - Super Bowl XXXIV



### vs. ARIZONA CARDINALS

Regular Season: 4-7 (Home 2-4, Away 2-3) • Playoffs: 0-0

Date	Site	W/L	Score
11-1-70	St.L	L	0-44
10-20-74	Hou	L	27-31
10-7-79	Hou	L	17-24
10-27-85	St.L	W	20-10
11-20-88	Hou	W	38-20
12-4-94	Hou	L	12-30
10-26-97	Ariz	W	41-14
10-23-05	Ariz	L	10-20

Date	Site	W/L	Score
11-29-09	Tenn	W	20-17
12-15-13	Tenn	L	34-37 OT
12-10-17	Ariz	L	7-12

**Points:** Titans 226, Cardinals 259  
**Longest Win Streak:** 2 (1985-88)  
**Longest Losing Streak:** 3 (1970-79)  
**At Nissan Stadium:** 1-1  
**At Univ. of Phoenix Stadium:** 0-1



### vs. ATLANTA FALCONS

Regular Season: 7-7 (Home 5-2, Away 2-5) • Playoffs: 0-0

Date	Site	W/L	Score
12-3-72	Atl	L	10-20
11-28-76	Hou	W	20-14
9-3-78	Atl	L	14-20
11-29-81	Hou	L	27-31
9-23-84	Atl	L	10-42
10-25-87	Hou	W	37-33

Date	Site	W/L	Score
9-9-90	Atl	L	27-47
12-5-93	Hou	W	33-17
10-13-96	Atl	W	23-13
12-19-99	Tenn	W	30-17
11-23-03	Atl	W	38-31
10-7-07	Tenn	W	20-13

**Points:** Titans 313, Falcons 331  
**Longest Win Streak:** 5 (1993-2007)  
**Longest Losing Streak:** 3 (1978-84)  
**At Nissan Stadium:** 2-1  
**At Georgia Dome:** 2-1  
**At Mercedes-Benz Stadium:** 0-0



### vs. BALTIMORE RAVENS

Regular Season: 10-10 (Home 6-5, Away 4-5) • Playoffs: 1-2 (Home 0-2, Away 1-0)

Date	Site	W/L	Score
9-15-96	Hou	W	29-13
12-22-96	Balt	W	24-21 OT
9-21-97	Tenn	L	10-36
12-14-97	Balt	L	19-21
10-11-98	Balt	W	12-8
12-6-98	Tenn	W	16-14
10-10-99	Tenn	W	14-11
12-5-99	Balt	L	14-41

Date	Site	W/L	Score
10-22-00	Balt	W	14-6
11-12-00	Tenn	L	23-24
<b>1-7-01</b>	<b>Tenn</b>	<b>L</b>	<b>10-24 (Div)</b>
10-7-01	Balt	L	7-26
11-12-01	Tenn	L	10-16
11-24-02	Balt	L	12-13
<b>1-3-04</b>	<b>Balt</b>	<b>W</b>	<b>20-17 (WC)</b>
9-18-05	Tenn	W	25-10

**Points:** Titans 364, Ravens 426  
**Longest Win Streak:** 3 (1998-99)  
**Longest Losing Streak:** 5 (2000-02)  
**At Nissan Stadium:** 4-6  
**At M&T Bank Stadium:** 4-4  
**Series Sweeps:** Titans (1996, 98); Ravens (1997, 2001)



### vs. BUFFALO BILLS

Regular Season: 27-15 (Home 13-7, Away 14-8) • Playoffs: 1-2 (Home 1-0, Away 0-2)

Date	Site	W/L	Score
10-30-60	Buff	L	24-25
12-11-60	Hou	W	31-23
10-8-61	Hou	L	12-22
10-29-61	Buff	W	28-16
9-9-62	Buff	W	28-23
10-7-62	Hou	W	17-14
9-28-63	Buff	W	31-20
10-20-63	Hou	W	28-14
10-11-64	Hou	L	17-48
11-1-64	Buff	L	10-24
10-31-65	Buff	W	19-17
12-5-65	Hou	L	18-29
9-25-66	Buff	L	20-27
11-20-66	Hou	L	20-42
9-17-67	Buff	W	20-3

Date	Site	W/L	Score
10-29-67	Hou	W	10-3
10-27-68	Buff	W	30-7
12-7-68	Hou	W	35-6
9-21-69	Buff	W	17-3
10-5-69	Hou	W	28-14
12-12-71	Buff	W	20-14
11-10-74	Buff	W	21-9
9-19-76	Buff	W	13-3
10-15-78	Hou	W	17-10
9-25-83	Buff	L	13-30
11-10-85	Buff	L	0-20
12-21-86	Hou	W	16-7
9-20-87	Buff	L	30-34
<b>1-1-89</b>	<b>Buff</b>	<b>L</b>	<b>10-17 (Div)</b>
9-24-89	Hou	L	41-47 OT

**Points:** Titans 993, Bills 888  
**Longest Win Streak:** 10 (1967-78)  
**Longest Losing Streak:** 3 (last 1993-94)  
**At Nissan Stadium:** 3-0 overall (1-0 post)  
**At Ralph Wilson Stadium:** 6-7 overall (0-2 postseason)  
**At New Era Field:** 0-1 overall  
**Series Sweeps:** Titans (1962, 63, 67, 68, 69); Bills (1964, 66)



### vs. CAROLINA PANTHERS

Regular Season: 3-2 (Home 1-2, Away 2-0) • Playoffs: 0-0

Date	Site	W/L	Score
11-24-96	Hou	L	6-31
10-19-03	Car	W	37-17
11-4-07	Tenn	W	20-7
11-13-11	Car	W	30-3
11-15-15	Tenn	L	10-27

**Total Points:** Titans 103, Panthers 85  
**Longest Win Streak:** 3 (2003-11)  
**Longest Losing Streak:** 1 (twice, last 2015)  
**At Nissan Stadium:** 1-1  
**At Bank of America Stadium:** 2-0



## vs. CHICAGO BEARS

Regular Season: 6-6 (Home 2-4, Away 4-2) • Playoffs: 0-0

Date	Site	W/L	Score
10-28-73	Chi	L	14-35
11-6-77	Hou	W	47-0
11-16-80	Chi	W	10-6
10-12-86	Hou	L	7-20
10-15-89	Chi	W	33-28

Date	Site	W/L	Score
12-7-92	Hou	W	24-7
10-22-95	Chi	L	32-35
10-25-98	Tenn	L	20-23
11-14-04	Tenn	L	17-19 OT
11-9-08	Chi	W	21-14

Date	Site	W/L	Score
11-4-12	Tenn	L	20-51
11-27-16	Chi	W	27-21

**Total Points:** Titans 272, Bears 249  
**Longest Win Streak:** 2 (last 1989-92)  
**Longest Losing Streak:** 3 (1995-04)  
**At Nissan Stadium:** 0-2  
**At Soldier Field:** 4-2



## vs. CINCINNATI BENGALS

Regular Season: 40-33-1 (Home 23-13-1, Away 17-20) • Playoffs: 0-1 (Home 0-0, Away 0-1)

Date	Site	W/L	Score
11-3-68	Cin	W	27-17
11-9-69	Hou	T	31-31
10-4-70	Cin	W	20-13
12-13-70	Hou	L	20-30
10-31-71	Hou	W	10-6
11-21-71	Cin	L	13-28
10-29-72	Cin	L	7-30
12-17-72	Hou	L	17-61
9-23-73	Cin	L	10-24
12-16-73	Hou	L	24-27
10-27-74	Cin	W	21-34
11-17-74	Hou	W	20-3
10-5-75	Hou	L	19-21
11-30-75	Cin	L	19-23
10-24-76	Hou	L	7-27
11-14-76	Cin	L	27-31
10-30-77	Cin	L	10-13 OT
12-18-77	Hou	W	21-16
10-29-78	Cin	L	13-28
11-26-78	Hou	W	17-10
9-23-79	Cin	W	30-27 OT
11-18-79	Hou	W	42-21

Date	Site	W/L	Score
9-28-80	Cin	W	13-10
10-26-80	Hou	W	23-3
10-4-81	Hou	W	17-10
11-1-81	Cin	L	21-34
9-12-82	Cin	L	6-27
1-2-83	Hou	L	27-35
11-6-83	Hou	L	14-55
11-20-83	Cin	L	10-38
10-7-84	Cin	L	3-13
10-28-84	Hou	L	13-31
10-20-85	Hou	W	27-44
12-1-85	Cin	L	27-45
10-19-86	Cin	L	28-31
11-9-86	Hou	W	32-28
11-1-87	Cin	W	31-29
12-27-87	Hou	W	21-17
10-23-88	Cin	L	21-44
12-11-88	Hou	W	41-6
11-13-89	Hou	W	26-24
12-17-89	Cin	L	7-61
10-14-90	Hou	W	48-17
12-23-90	Cin	L	20-40

Date	Site	W/L	Score
<b>1-6-91</b>	<b>Cin</b>	<b>L</b>	<b>14-41 (WC)</b>
9-8-91	Cin	W	30-7
10-27-91	Hou	W	35-3
10-11-92	Cin	W	38-24
10-25-92	Hou	W	26-10
10-24-93	Hou	W	28-12
11-14-93	Cin	W	38-3
9-25-94	Hou	W	20-13
11-13-94	Cin	L	31-34
9-24-95	Cin	W	38-28
11-12-95	Hou	L	25-32
10-6-96	Cin	W	30-27 OT
12-15-96	Hou	L	13-21
10-12-97	Tenn	W	30-7
12-4-97	Cin	L	14-41
9-6-98	Cin	W	23-14
10-18-98	Tenn	W	44-14
9-12-99	Tenn	W	36-35
11-14-99	Cin	W	24-14
10-8-00	Cin	W	23-14
12-10-00	Tenn	W	35-3
11-18-01	Cin	W	20-7

Date	Site	W/L	Score
1-6-02	Tenn	L	21-23
10-27-02	Cin	W	30-24
10-31-04	Tenn	W	27-20
10-16-05	Tenn	L	23-31
11-25-07	Cin	L	6-35
9-14-08	Cin	W	24-7
11-6-11	Tenn	L	17-24
9-21-14	Cin	L	7-33
11-12-17	Tenn	W	24-20

**Total Points:** Titans 1,725, Bengals 1,754  
**Longest Win Streak:** 7 (last 1998-01)  
**Longest Losing Streak:** 7 (1981-84)  
**At Nissan Stadium:** 4-3  
**At Paul Brown Stadium:** 4-2  
**Series Sweeps:** Titans (1974, 79, 80, 87, 91, 92, 93, 98, 99, 00); Bengals (1972, 73, 75, 76, 82, 83, 84)



## vs. CLEVELAND BROWNS

Regular Season: 30-35 (Home 14-19, Away 16-16) • Playoffs: 1-0 (Home 0-0, Away 1-0)

Date	Site	W/L	Score
11-22-70	Clev	L	14-28
12-7-70	Hou	L	10-21
9-19-71	Clev	L	0-31
11-28-71	Hou	L	24-27
10-22-72	Hou	L	17-23
11-5-72	Clev	L	0-20
10-21-73	Clev	L	13-42
11-11-73	Hou	L	13-23
9-22-74	Clev	L	7-20
12-15-74	Hou	W	24-28
10-12-75	Clev	W	10-40
12-21-75	Hou	W	10-21
11-7-76	Hou	L	7-21
12-5-76	Clev	L	10-13
10-16-77	Hou	L	23-24
12-11-77	Clev	W	15-19
10-1-78	Clev	W	13-16
11-5-78	Hou	W	10-14
9-30-79	Hou	W	31-10

Date	Site	W/L	Score
12-2-79	Clev	L	7-14
9-15-80	Clev	W	7-16
11-30-80	Hou	L	14-17
9-13-81	Clev	W	9-3
12-3-81	Hou	W	17-13
12-26-82	Hou	L	14-20
10-30-83	Clev	L	19-25 OT
12-11-83	Hou	W	27-34
11-25-84	Clev	L	10-27
12-16-84	Hou	L	20-27
10-13-85	Hou	L	6-21
12-15-85	Clev	L	21-28
9-14-86	Hou	L	20-23
11-30-86	Clev	L	10-13 OT
10-11-87	Clev	W	15-10
11-22-87	Hou	L	7-40
11-7-88	Hou	W	24-17
12-18-88	Clev	L	23-28
<b>12-24-88</b>	<b>Clev</b>	<b>W</b>	<b>24-23 (WC)</b>

Date	Site	W/L	Score
10-29-89	Clev	L	17-28
12-23-89	Hou	L	20-24
11-18-90	Clev	W	35-23
12-9-90	Hou	W	58-14
11-17-91	Hou	W	28-24
12-15-91	Clev	W	17-14
11-8-92	Hou	L	14-24
12-20-92	Clev	W	17-14
11-21-93	Clev	W	27-20
12-12-93	Hou	W	19-17
10-13-94	Hou	L	8-11
11-27-94	Clev	L	10-34
9-17-95	Hou	L	7-14
11-5-95	Clev	W	37-10
9-19-99	Tenn	W	26-9
11-28-99	Clev	W	33-21
11-19-00	Tenn	W	24-10
12-17-00	Clev	W	24-0
12-2-01	Clev	W	31-15

Date	Site	W/L	Score
12-30-01	Tenn	L	38-41
9-22-02	Tenn	L	28-31 OT
11-6-05	Clev	L	14-20
12-7-08	Tenn	W	28-9
10-2-11	Clev	W	31-13
10-5-14	Tenn	L	28-29
9-20-15	Clev	L	14-28
10-16-16	Tenn	W	28-26
10-22-17	Clev	W	12-9

**Total Points:** Titans 1,290, Browns 1,310  
**Longest Win Streak:** 6 (1995-01)  
**Longest Losing Streak:** 9 (1970-74)  
**At Nissan Stadium:** 4-3  
**At FirstEnergy Stadium:** 5-2  
**Series Sweeps:** Titans (1975, 78, 81, 90, 91, 93, 99, 00); Browns (1970, 71, 72, 73, 76, 84, 85, 86, 89, 94)



## vs. DALLAS COWBOYS

Regular Season: 7-8 (Home 2-5, Away 5-3) • Playoffs: 0-0

Date	Site	W/L	Score
12-20-70	Dal	L	10-52
11-24-74	Hou	L	0-10
11-22-79	Dal	W	30-24
12-13-82	Hou	L	7-37
9-29-85	Hou	L	10-17
11-24-88	Dal	W	25-17
11-10-91	Hou	W	26-23 OT
9-11-94	Dal	L	17-20

Date	Site	W/L	Score
11-27-97	Dal	W	27-14
12-25-00	Tenn	W	31-0
9-15-02	Dal	L	13-21
10-1-06	Tenn	L	14-45
10-10-10	Dal	W	34-27
9-14-14	Tenn	L	10-26
11-5-18	Dal	W	28-14

**Total Points:** Titans 282, Cowboys 347  
**Longest Win Streak:** 2 (last 1997-00)  
**Longest Losing Streak:** 2 (last 2002-06)  
**At Nissan Stadium:** 1-1  
**At AT&T Stadium:** 2-0



## vs. DENVER BRONCOS

Regular Season: 22-15-1 (Home 15-6, Away 7-9-1) • Playoffs: 1-2 (Home 1-0, Away 0-2)

Date	Site	W/L	Score	Date	Site	W/L	Score	Date	Site	W/L	Score	Date	Site	W/L	Score
11-6-60	Den	W	45-25	10-2-66	Den	L	38-40	11-2-80	Den	W	20-16	12-8-13	Den	L	28-51
11-20-60	Hou	W	20-10	10-1-67	Hou	W	10-6	10-9-83	Hou	L	14-26	12-11-16	Ten	W	13-10
11-5-61	Den	W	55-13	11-12-67	Den	W	20-18	10-6-85	Den	L	20-31	<b>Total Points:</b> Titans 1,040, Broncos 917			
11-26-61	Hou	W	45-14	11-17-68	Hou	W	38-17	10-4-87	Den	W	40-10	<b>Longest Win Streak:</b> 5 (1962-65)			
10-21-62	Den	L	10-20	10-26-69	Hou	W	24-21	<b>1-10-87</b>	<b>Den</b>	<b>L</b>	<b>10-34 (Div)</b>	<b>Longest Losing Streak:</b> 3 (1972-74, 2004-10)			
12-2-62	Hou	W	34-17	11-16-69	Den	T	20-20	10-6-91	Hou	W	42-14	<b>At Nissan Stadium:</b> 2-2			
9-14-63	Hou	W	14-20	11-29-70	Hou	W	31-21	<b>1-4-92</b>	<b>Den</b>	<b>L</b>	<b>24-26 (Div)</b>	<b>At Broncos Stadium at Mile High:</b> 0-2			
10-13-63	Den	W	33-24	9-17-72	Den	L	17-30	10-18-92	Den	L	21-27	<b>Series Sweeps:</b> Titans (1960, 61, 63, 64, 67, 68); Broncos (1965)			
9-27-64	Den	W	38-17	10-14-73	Hou	L	20-48	11-26-95	Hou	W	42-33				
12-20-64	Hou	W	34-15	12-8-74	Den	L	14-38	12-25-04	Tenn	L	16-37				
10-17-65	Den	L	17-28	10-10-76	Hou	W	17-3	11-19-07	Den	L	20-34				
11-14-65	Hou	L	21-31	12-4-77	Hou	L	14-24	10-3-10	Tenn	L	20-26				
9-3-66	Hou	W	45-7	<b>12-23-79</b>	<b>Hou</b>	<b>W</b>	<b>13-7 (WC)</b>	9-25-11	Tenn	W	17-14				



## vs. DETROIT LIONS

Regular Season: 9-3 (Home 5-2, Away 4-1) • Playoffs: 0-0

Date	Site	W/L	Score	Date	Site	W/L	Score	<b>Total Points:</b> Titans 305, Lions 265							
10-17-71	Hou	L	7-31	12-10-95	Hou	L	17-24	<b>Longest Win Streak:</b> 5 (2001-16)							
10-26-75	Hou	W	24-8	10-21-01	Det	W	27-24	<b>Longest Losing Streak:</b> 1 (last 1995)							
11-13-83	Hou	W	27-17	1-2-05	Tenn	W	24-19	<b>At Nissan Stadium:</b> 2-0							
10-5-86	Det	L	13-24	11-27-08	Det	W	47-10	<b>At Ford Field:</b> 2-0							
11-5-89	Hou	W	35-31	9-23-12	Tenn	W	44-41 OT								
11-26-92	Det	W	24-21	9-18-16	Det	W	16-15								



## vs. GREEN BAY PACKERS

Regular Season: 7-5 (Home 3-3, Away 4-2) • Playoffs: 0-0

Date	Site	W/L	Score	Date	Site	W/L	Score	<b>Total Points:</b> Titans 300, Packers 269 <b>Longest Win Streak:</b> 3 (last 2001-08) <b>Longest Losing Streak:</b> 2 (1992-98) <b>At Nissan Stadium:</b> 3-0 <b>At Lambeau Field:</b> 4-2
11-19-72	Hou	L	10-23	12-20-98	GB	L	22-30	
9-25-77	GB	W	16-10	12-16-01	Tenn	W	26-20	
12-14-80	GB	W	22-3	10-11-04	GB	W	48-27	
9-4-83	Hou	L	38-41 OT	11-02-08	Tenn	W	19-16 OT	
9-7-86	GB	W	31-3	12-23-12	GB	L	7-55	
12-13-92	Hou	L	14-16	11-13-16	Tenn	W	47-25	



## vs. HOUSTON TEXANS

Regular Season: 18-16 (Home 11-6, Away 7-10) • Playoffs: 0-0

Date	Site	W/L	Score	Date	Site	W/L	Score	Date	Site	W/L	Score	Date	Site	W/L	Score
11-10-02	Tenn	W	17-10	12-2-07	Tenn	W	28-20	9-15-13	Hou	L	24-30 OT	11-26-18	Hou	L	17-34
12-29-02	Hou	W	13-3	9-21-08	Tenn	W	31-12	12-29-13	Tenn	W	16-10	<b>Total Points:</b> Titans 680, Texans 805			
10-12-03	Tenn	W	38-17	12-14-08	Hou	L	12-13	10-26-14	Tenn	L	16-30	<b>Longest Win Streak:</b> 7 (2005-08)			
12-21-03	Hou	W	27-24	9-20-09	Tenn	L	31-34	11-30-14	Hou	L	21-45	<b>Longest Losing Streak:</b> 5 (2014-16)			
10-17-04	Tenn	L	10-20	11-23-09	Hou	W	20-17	11-1-15	Hou	L	6-20	<b>At Nissan Stadium:</b> 11-6			
11-28-04	Hou	L	21-31	11-28-10	Hou	L	0-20	12-27-15	Tenn	L	6-34	<b>At NRG Stadium:</b> 7-10			
10-9-05	Hou	W	34-20	12-19-10	Tenn	W	31-17	10-2-16	Hou	L	20-27	<b>Series Sweeps:</b> Titans (2002, 03, 05, 06, 07); Texans (2004, 12, 14, 15)			
12-11-05	Tenn	W	13-10	10-23-11	Tenn	L	7-41	1-1-17	Tenn	W	24-17				
10-29-06	Tenn	W	28-22	1-1-12	Hou	W	23-22	10-1-17	Hou	L	14-57				
12-10-06	Hou	W	26-20 OT	9-30-12	Hou	L	14-38	12-3-17	Tenn	W	24-13				
10-21-07	Hou	W	38-36	12-2-12	Tenn	L	10-24	9-16-18	Tenn	W	20-17				



## vs. INDIANAPOLIS COLTS

Regular Season: 15-33 (Home 8-14, Away 7-19) • Playoffs: 1-0 (Home 0-0, Away 1-0)

Date	Site	W/L	Score	Date	Site	W/L	Score	Date	Site	W/L	Score	Date	Site	W/L	Score
10-11-70	Hou	L	20-24	11-3-02	Ind	W	23-15	12-06-09	Ind	L	17-27	10-16-17	Tenn	W	36-22
11-4-73	Balt	W	31-27	12-8-02	Tenn	W	27-17	12-9-10	Tenn	L	28-30	11-26-17	Ind	W	20-16
11-1-76	Balt	L	14-38	9-14-03	Ind	L	7-33	1-2-11	Ind	L	20-23	11-18-18	Ind	L	10-38
10-14-79	Balt	W	28-16	12-7-03	Tenn	L	27-29	10-30-11	Tenn	W	27-10	12-30-18	Tenn	L	17-33
9-21-80	Hou	W	21-16	9-19-04	Tenn	L	17-31	12-18-11	Ind	L	13-27	<b>Total Points:</b> Titans 959, Colts 1,368			
12-18-83	Balt	L	10-20	12-5-04	Ind	L	24-51	10-28-12	Tenn	L	13-19 OT	<b>Longest Win Streak:</b> 3 (last 1999-02)			
9-9-84	Hou	L	21-35	10-2-05	Tenn	L	10-31	12-9-12	Ind	L	23-27	<b>Longest Losing Streak:</b> 11 (2011-16)			
12-22-85	Ind	L	16-34	12-4-05	Ind	L	3-35	11-14-13	Tenn	L	27-30	<b>At Nissan Stadium:</b> 5-12			
11-23-86	Hou	W	31-17	10-8-06	Ind	L	13-14	12-1-13	Ind	L	14-22	<b>At RCA Dome:</b> 5-8			
11-29-87	Ind	L	27-51	12-3-06	Tenn	W	20-17	9-28-14	Ind	L	17-41	<b>At Lucas Oil Stadium:</b> 1-10			
9-4-88	Ind	W	17-14 OT	9-16-07	Tenn	L	20-22	12-28-14	Tenn	L	10-27	<b>Series Sweeps:</b> Titans (2002, 17); Colts (2003, 04, 05, 09, 10, 12, 13, 14, 15, 16, 18)			
9-23-90	Hou	W	24-10	12-30-07	Ind	W	16-10	9-27-15	Tenn	L	33-35				
9-13-92	Ind	W	20-10	10-27-08	Tenn	W	31-21	1-3-16	Ind	L	24-30				
9-4-94	Ind	L	21-45	12-28-08	Ind	L	0-23	10-23-16	Tenn	L	26-34				
<b>1-16-00</b>	<b>Ind</b>	<b>W</b>	<b>19-16 (Div)</b>	10-11-09	Tenn	L	9-31	11-20-16	Ind	L	17-24				



**Regular Season: 28-20 (Home 15-9, Away 13-11) • Playoffs: 1-0 (Home 0-0, Away 1-0)**

Date	Site	W/L	Score
9-17-17	Jax	W	37-16
12-31-17	Tenn	W	15-10
9-23-18	Jax	W	9-6
12-6-18	Tenn	W	30-9

**Total Points:** Titans 1,028, Jaguars 917  
**Longest Win Streak:** 5 (last 2001-03)  
**Longest Losing Streak:** 4 (1996-98)  
**At Nissan Stadium:** 15-5  
**At TIAA Bank Field:** 14-11  
**Series Sweeps:** Titans (1999, 02, 08, 17); Jaguars (1997, 05)



**Regular Season: 22-27 (Home 12-10, Away 10-17) • Playoffs: 1-2 (Home 0-2, Away 1-0)**

Date	Site	W/L	Score
12-13-04	Ten	L	38-49
12-16-07	KC	W	26-17
10-19-08	KC	W	34-10
12-26-10	KC	L	14-34
10-6-13	Tenn	L	17-26
9-7-14	KC	W	26-10
12-18-16	KC	W	19-17
<b>1-6-18</b>	<b>KC</b>	<b>W</b>	<b>22-21 (WC)</b>

**Total Points:** Titans 943, Chiefs 1,118  
**Longest Win Streak:** 4 (last 1990-93)  
**Longest Losing Streak:** 7 (1968-74)  
**At Nissan Stadium:** 1-2  
**At Arrowhead Stadium:** 9-8



**Regular Season: 14-27-1 (Home 11-9, Away 3-18-1) • Playoffs: 3-1 (Home 1-0, Away 2-1)**

Date	Site	W/L	Score
9-30-90	SD	W	17-7
9-27-92	Hou	W	27-0
9-19-93	SD	L	17-18
9-13-98	Tenn	L	7-13
10-3-04	SD	L	17-38
9-17-06	SD	L	7-40
12-9-07	Tenn	L	17-23 OT
<b>1-6-08</b>	<b>SD</b>	<b>L</b>	<b>6-17 (WC)</b>
12-25-09	Tenn	L	17-42
10-31-10	SD	L	25-33
9-16-12	SD	L	10-38
9-22-13	Tenn	W	20-17
11-6-16	SD	L	35-43
10-21-18	LA*	L	19-20

**Total Points:** Titans 978, Chargers 1,138  
**Longest Win Streak:** 4 (1961-62, 1987-92)  
**Longest Losing Streak:** 9 (1993-2012)  
**At Nissan Stadium:** 1-2  
**At Qualcomm Stadium:** 3-13-1  
**At StubHub Center:** 0-0  
**\*At Wembley Stadium:** 0-1  
**Series Sweeps:** Titans (1962); Chargers (1963, 64, 65)



**Regular Season: 5-7 (Home 3-4, Away 2-3) • Playoffs: 0-1 (Neutral Site 0-1)**

Date	Site	W/L	Score
9-26-93	Hou	L	28-13
10-31-99	Tenn	W	24-21
<b>1-30-00</b>	<b>Atl</b>	<b>L</b>	<b>16-23 (SB 34)</b>
9-25-05	St.L	L	27-31
12-13-09	Tenn	W	47-7
11-3-13	StL	W	28-21
12-24-17	Tenn	L	27-23

**Total Points:** Titans 286, Rams 279  
**Longest Win Streak:** 2 (2009-13)  
**Longest Losing Streak:** 2 (last 2000-05)  
**At Nissan Stadium:** 2-1  
**At Edward Jones Dome:** 1-1  
**At L.A. Memorial Coliseum:** 0-0





**Regular Season: 16-21 (Home 8-8, Away 8-13) • Playoffs: 1-0 (Home 0-0, Away 1-0)**

Date	Site	W/L	Score	Date	Site	W/L	Score	Date	Site	W/L	Score	Date	Site	W/L	Score
10-23-66	Hou	L	13-20	11-20-78	Hou	W	35-30	9-7-97	Mia	L	13-16 OT	10-8-17	Mia	L	10-16
12-18-66	Mia	L	28-29	12-24-78	Mia	W	17-9 (WC)	11-7-99	Mia	L	0-17	9-9-18	Mia	L	20-27
12-3-67	Hou	W	17-14	11-5-79	Mia	W	9-6	9-9-01	Tenn	L	23-31	<b>Total Points:</b> Titans 712, Dolphins 719 <b>Longest Win Streak:</b> 3 (1967-68, 78-79) <b>Longest Losing Streak:</b> 5 (1992-01) <b>At Nissan Stadium:</b> 2-2 <b>At Hard Rock Stadium:</b> 4-8 <b>Series Sweeps:</b> Titans (1967, 69); Dolphins (1966)			
12-23-67	Mia	W	41-10	9-20-81	Hou	L	10-16	11-9-03	Tenn	W	23-17				
9-14-68	Mia	W	24-10	12-4-83	Hou	L	17-24	9-11-04	Mia	W	17-7				
10-6-68	Hou	L	7-24	10-14-84	Mia	L	10-28	12-24-05	Mia	L	10-24				
9-28-69	Hou	W	22-10	9-8-85	Hou	W	26-23	9-24-06	Mia	L	10-13				
11-23-69	Mia	W	32-7	11-2-86	Mia	L	7-28	12-20-09	Tenn	W	27-24 OT				
9-27-70	Hou	L	10-20	10-1-89	Hou	W	39-7	11-14-10	Mia	L	17-29				
9-24-72	Mia	L	13-34	10-20-91	Mia	W	17-13	11-11-12	Mia	W	37-3				
11-16-75	Hou	W	20-19	11-22-92	Mia	L	16-19	10-18-15	Tenn	L	10-38				
10-2-77	Mia	L	7-27	11-17-96	Hou	L	20-23	10-9-16	Mia	W	30-17				



**Regular Season: 4-9 (Home 3-2, Away 1-7) • Playoffs: 0-0**

Date	Site	W/L	Score	Date	Site	W/L	Score	Date	Site	W/L	Score	Total Points: Titans 188, Vikings 320
10-13-74	Min	L	10-51	10-8-95	Min	L	17-23	9-11-16	Ten	L	16-25	Longest Win Streak: 1 (last 2008)
12-21-80	Hou	W	20-16	12-26-98	Tenn	L	16-26					Longest Losing Streak: 4 (1995-04)
10-16-83	Min	L	14-34	12-9-01	Min	L	24-42					At Nissan Stadium: 1-0
12-14-86	Hou	W	23-10	10-24-04	Min	L	3-20					At Metrodome: 1-6
9-10-89	Min	L	7-38	9-28-08	Tenn	W	30-17					At U.S. Bank Stadium: 0-0
11-15-92	Min	W	17-13	10-7-12	Min	L	7-30					



**Regular Season: 16-23-1 (Home 11-7, Away 5-16-1) • Playoffs: 1-2 (Home 0-0, Away 1-2)**

Date	Site	W/L	Score	Date	Site	W/L	Score	Date	Site	W/L	Score	Date	Site	W/L	Score
11-25-60	NE	W	24-10	11-13-66	Hou	L	14-38	10-18-81	NE	L	10-38	9-9-12	Tenn	L	13-34
12-18-60	Hou	W	37-21	11-5-67	NE	L	7-18	11-28-82	NE	L	21-29	12-20-15	NE	L	16-33
10-13-61	NE	T	31-31	11-26-67	Hou	W	27-6	10-18-87	Hou	L	7-21	1-13-18	NE	L	14-35 (Div)
11-12-61	Hou	W	27-15	10-13-68	NE	W	16-0	9-25-88	Hou	W	31-6	11-11-18	Tenn	W	34-10
9-16-62	NE	L	21-34	12-15-68	Hou	W	45-17	10-8-89	NE	L	13-23	<b>Total Points:</b> Titans 871, Patriots 1,069 <b>Longest Win Streak:</b> 4 (1975-80) <b>Longest Losing Streak:</b> 6 (2003-15) <b>At Nissan Stadium:</b> 2-2 <b>At Gillette Stadium:</b> 0-5 <b>Series Sweeps:</b> Titans (1960, 68); Patriots (1963, 64, 66)			
11-18-62	Hou	W	21-17	11-2-69	NE	L	0-24	9-22-91	NE	L	20-24				
11-1-63	NE	L	3-45	12-14-69	Hou	W	23-27	10-17-93	NE	W	28-14				
12-8-63	Hou	L	28-46	11-7-71	NE	L	20-28	9-20-98	NE	L	16-27				
11-6-64	NE	L	24-25	11-25-73	Hou	L	0-32	12-16-02	Tenn	W	24-7				
11-29-64	Hou	L	17-34	9-21-75	NE	W	7-0	10-5-03	NE	L	30-38				
9-19-65	Hou	W	10-31	11-12-78	NE	W	26-23	1-10-04	NE	L	14-17 (Div)				
12-18-65	NE	L	14-42	12-31-78	NE	W	31-14 (Div)	12-31-06	Tenn	L	23-40				
9-25-66	NE	L	21-27	11-10-80	Hou	W	38-34	10-18-09	NE	L	0-59				



**Regular Season: 8-5-1 (Home 2-3-1, Away 6-2) • Playoffs: 0-0**

Date	Site	W/L	Score	Date	Site	W/L	Score	Date	Site	W/L	Score	Total Points: Titans 313, Saints 283
10-3-71	Hou	T	13-13	10-21-90	Hou	W	23-10	12-11-11	Tenn	L	17-22	Longest Win Streak: 4 (1996-07)
10-3-76	NO	W	31-26	9-5-93	NO	L	21-33	11-8-15	NO	W	34-28 OT	Longest Losing Streak: 3 (1981-87)
12-10-78	NO	W	17-12	11-10-96	NO	W	31-14					At Nissan Stadium: 1-1
11-22-81	Hou	L	24-27	10-17-99	NO	W	24-21					At Superdome: 6-2
9-30-84	Hou	L	10-27	9-21-03	Tenn	W	27-12					
12-13-87	NO	L	10-24	9-24-07	NO	W	31-14					



**Regular Season: 6-6 (Home 3-3, Away 6-3) • Playoffs: 0-0**

Date	Site	W/L	Score	Date	Site	W/L	Score	Date	Site	W/L	Score	Total Points: Titans 219, Giants 239
9-16-73	NY	L	14-34	11-9-97	Tenn	W	10-6	12-7-14	Tenn	L	7-36	Longest Win Streak: 5 (1997-10)
12-5-82	NY	L	14-17	10-1-00	Tenn	W	28-14	12-16-18	NY	W	17-0	Longest Losing Streak: 5 (1973-94)
12-8-85	Hou	L	14-35	12-1-02	NY	W	32-29 OT					At Nissan Stadium: 2-1
12-21-91	NY	L	20-24	11-26-06	Tenn	W	24-21					At Giants Stadium: 1-2
11-21-94	Hou	L	10-13	9-26-10	NY	W	29-10					At MetLife Stadium: 2-0





## vs. NEW YORK JETS

Regular Season: 23-19-1 (Home 17-6, Away 6-13-1) • Playoffs: 1-0 (Home 1-0, Away 0-0)

Date	Site	W/L	Score	Date	Site	W/L	Score	Date	Site	W/L	Score	Date	Site	W/L	Score
10-9-60	Hou	W	27-21	10-15-67	NY	T	28-28	10-13-91	NY	W	23-20	12-14-14	Tenn	L	11-16
10-23-60	NY	W	42-28	10-20-68	Hou	L	14-20	<b>12-29-91</b>	<b>Hou</b>	<b>W</b>	<b>17-10 (WC)</b>	12-13-15	NYJ	L	8-30
11-19-61	Hou	W	49-13	11-10-68	NY	L	7-26	1-2-94	Hou	W	24-0	12-2-18	Tenn	W	26-22
12-10-61	NY	W	48-21	10-20-69	NY	L	17-26	12-24-94	Hou	W	24-10	<b>Total Points:</b> Titans 1,048, Jets 944			
10-14-62	Hou	W	56-17	12-6-69	Hou	L	26-34	12-17-95	Hou	W	23-6				
12-15-62	NY	W	44-10	10-1-72	Hou	W	26-20	12-1-96	NY	W	35-10				
9-22-63	NY	L	17-24	11-3-74	NY	W	27-22	11-22-98	Tenn	L	3-24	<b>Longest Win Streak:</b> 6 (last 1991-96)			
11-10-63	Hou	W	31-27	9-18-77	Hou	W	20-0	12-1-03	NY	L	17-24				
10-17-64	NY	L	21-24	10-28-79	Hou	W	27-24	9-10-06	Tenn	L	16-23	<b>Longest Losing Streak:</b> 4 (1968-69)			
12-13-64	Hou	W	33-17	11-23-80	NY	L	28-31 OT	12-23-07	Tenn	W	10-6				
9-12-65	Hou	W	27-21	9-27-81	NY	L	17-33	11-23-08	Tenn	L	13-34	<b>At Nissan Stadium:</b> 4-3			
11-21-65	NY	L	14-41	11-18-84	Hou	W	31-20	9-27-09	NY	L	17-24				
9-18-66	NY	L	13-52	9-18-88	NY	L	3-45	12-17-12	Tenn	W	14-10	<b>At Giants Stadium:</b> 2-3			
10-16-66	Hou	W	24-0	10-28-90	Hou	L	12-17	10-6-13	Tenn	W	38-13				
												<b>At MetLife Stadium:</b> 0-1			
												<b>Series Sweeps:</b> Titans (1960, 61, 62); Jets (1968, 69)			



## vs. OAKLAND RAIDERS

Regular Season: 20-26 (Home 15-14, Away 5-12) • Playoffs: 0-4 (Home 0-0, Away 0-4)

Date	Site	W/L	Score	Date	Site	W/L	Score	Date	Site	W/L	Score	<div>Total Points: Titans 1,111, Raiders 1,200 Longest Win Streak: 4 (1961-62) Longest Losing Streak: 9 (1966-73) At Nissan Stadium: 4-4 At Oakland Alameda Coliseum: 2-11 Series Sweeps: Titans (1961,62); Raiders (1963, 65)</div>
9-11-60	Oak	W	37-22	9-29-68	Hou	L	15-24	11-19-89	Hou	W	23-7	
9-25-60	Hou	L	13-14	9-14-69	Oak	L	17-21	9-1-91	Hou	W	47-17	
9-9-61	Hou	W	55-0	12-21-69	Oak	L	7-56 (AFL Div)	10-30-94	LA	L	14-17	
12-17-61	Oak	W	47-16	11-14-71	Oak	L	21-41	8-31-97	Tenn	W	24-21 OT	
11-11-62	Oak	W	28-20	10-9-72	Hou	L	0-34	12-9-99	Tenn	W	21-14	
12-9-62	Hou	W	32-17	12-2-73	Hou	L	6-17	12-22-01	Oak	W	13-10	
9-7-63	Hou	L	13-24	12-14-75	Hou	W	27-26	9-29-02	Oak	L	25-52	
12-22-63	Oak	L	49-52	9-26-76	Hou	L	13-14	1-19-03	Oak	L	24-41 (Champ)	
9-19-64	Hou	W	42-28	11-13-77	Oak	L	29-34	9-7-03	Tenn	W	25-20	
11-15-64	Oak	L	10-20	10-8-78	Oak	L	17-21	12-19-04	Oak	L	35-40	
9-26-65	Oak	L	17-21	11-11-79	Hou	W	31-17	10-30-05	Tenn	L	25-34	
11-7-65	Hou	L	21-33	12-28-80	Oak	L	7-27 (WC)	10-28-07	Tenn	W	13-9	
9-10-66	Hou	W	31-0	11-8-81	Hou	W	17-16	9-12-10	Tenn	W	38-13	
11-6-66	Oak	L	23-38	9-11-83	LA	L	6-20	11-24-13	Oak	W	23-19	
12-10-67	Hou	L	7-19	9-2-84	Hou	L	14-24	11-29-15	Tenn	L	21-24	
12-31-67	Oak	L	7-40 (AFL Champ)	10-26-86	Hou	L	17-28	9-25-16	Tenn	L	10-17	
				9-11-88	Hou	W	38-35	9-10-17	Tenn	L	16-26	



## vs. PHILADELPHIA EAGLES

Regular Season: 5-7 (Home 3-3, Away 2-4) • Playoffs: 0-0

Date	Site	W/L	Score	Date	Site	W/L	Score	Date	Site	W/L	Score	<b>Total Points:</b> Titans 246, Eagles 280 <b>Longest Win Streak:</b> 4 (2000-10) <b>Longest Losing Streak:</b> 6 (1972-94) <b>At Nissan Stadium:</b> 3-0 <b>At Lincoln Financial Field:</b> 1-1
11-12-72	Hou	L	17-18	10-24-94	Phil	L	6-21	11-23-14	Phil	L	24-43	
12-16-79	Hou	L	20-26	12-3-00	Phil	W	15-13	9-30-18	Ten	W	26-23	
12-19-82	Phil	L	14-35	9-8-02	Tenn	W	27-24					
10-2-88	Phil	L	23-32	11-19-06	Phil	W	31-13					
12-2-91	Hou	L	6-13	10-24-10	Tenn	W	37-19					



## vs. PITTSBURGH STEELERS

Regular Season: 31-43 (Home 19-18, Away 12-25) • Playoffs: 1-3 (Home 1-1, Away 0-2)

Date	Site	W/L	Score	Date	Site	W/L	Score	Date	Site	W/L	Score	Date	Site	W/L	Score
9-20-70	Pitt	W	19-7	12-4-80	Hou	W	6-0	9-6-92	Hou	L	24-29	9-11-05	Pitt	L	7-34
10-18-70	Hou	L	3-7	10-26-81	Pitt	L	13-26	11-1-92	Pitt	L	20-21	12-21-08	Tenn	W	31-14
10-24-71	Pitt	L	16-23	12-20-81	Hou	W	21-20	11-28-93	Hou	W	23-3	9-10-09	Pitt	L	10-13 OT
12-5-71	Hou	W	29-3	11-21-82	Hou	L	10-24	12-19-93	Pitt	W	26-17	9-19-10	Tenn	L	11-19
10-15-72	Pitt	L	7-24	9-18-83	Hou	L	28-40	10-3-94	Pitt	L	14-30	10-9-11	Pitt	L	17-38
12-10-72	Hou	L	3-9	10-2-83	Pitt	L	10-17	11-6-94	Hou	L	9-12 OT	10-11-12	Tenn	W	26-23
9-30-73	Hou	L	7-36	11-4-84	Pitt	L	7-35	9-10-95	Hou	L	17-34	9-8-13	Pit	W	16-9
12-9-73	Pitt	L	7-33	12-2-84	Hou	W	23-20 OT	12-3-95	Pitt	L	7-21	11-17-14	Tenn	L	24-27
10-6-74	Hou	L	7-13	9-22-85	Pitt	L	0-20	9-29-96	Pitt	L	16-30	11-16-17	Pit	L	17-40
12-1-74	Pitt	W	13-10	11-17-85	Hou	L	7-30	10-20-96	Hou	W	23-13	<b>Total Points:</b> Titans 1,369, Steelers 1,664			
11-9-75	Pitt	L	17-24	9-28-86	Hou	L	16-22 OT	9-28-97	Pitt	L	24-37				
11-24-75	Hou	L	9-32	11-16-86	Pitt	L	10-21	12-21-97	Tenn	W	16-6				
11-21-76	Pitt	L	16-32	11-15-87	Pitt	W	23-3	11-1-98	Pitt	W	41-31	<b>Longest Win Streak:</b> 7 (1997-00)			
12-11-76	Hou	L	0-21	12-20-87	Hou	W	24-16	11-15-98	Tenn	W	23-14				
10-9-77	Hou	W	27-10	10-16-88	Pitt	W	34-14	11-21-99	Tenn	W	16-10	<b>Longest Losing Streak:</b> 5 (last 1994-96)			
10-23-77	Pitt	L	10-27	12-4-88	Hou	L	34-37	1-2-00	Pitt	W	47-36				
10-23-78	Pitt	W	24-17	10-22-89	Hou	W	27-0	9-24-00	Pitt	W	23-20	<b>At Nissan Stadium:</b> 6-3			
12-3-78	Hou	L	3-13	12-3-89	Pitt	W	23-16	11-5-00	Tenn	W	9-7				
<b>1-7-79</b>	<b>Pitt</b>	<b>L</b>	<b>5-34 (Champ)</b>	<b>12-31-89</b>	<b>Hou</b>	<b>L</b>	<b>26-23 OT (WC)</b>	10-29-01	Pitt	L	7-34	<b>At Heinz Field:</b> 2-5			
9-9-79	Pitt	L	7-38	9-16-90	Pitt	L	9-20	11-25-01	Tenn	L	24-34				
12-10-79	Hou	W	20-17	12-30-90	Hou	W	34-14	11-17-02	Tenn	W	31-23	<b>Series Sweeps:</b> Titans (1987, 89, 93, 98, 99, 00); Steelers (1972, 73, 75, 76, 83, 85, 86, 92, 94, 95, 01)			
<b>1-6-80</b>	<b>Pitt</b>	<b>L</b>	<b>13-27 (Champ)</b>	11-24-91	Pitt	L	14-26	<b>1-11-03</b>	<b>Tenn</b>	<b>W</b>	<b>34-31 OT (Div)</b>				
9-7-80	Pitt	L	17-31	12-8-91	Hou	W	31-6	9-28-03	Pitt	W	30-13				

**vs. SAN FRANCISCO 49ERS**

Regular Season: 5-9 (Home 2-5, Away 3-4) • Playoffs: 0-0

Date	Site	W/L	Score
11-15-70	Hou	L	20-30
12-7-75	SF	W	27-13
9-17-78	Hou	W	20-19
12-13-81	SF	L	6-28
10-21-84	Hou	L	21-34
11-8-87	SF	L	20-27

Date	Site	W/L	Score
10-7-90	Hou	L	21-24
12-25-93	SF	W	10-7
10-27-96	Hou	L	9-10
10-3-99	SF	L	22-24
11-27-05	Tenn	W	33-22
11-8-09	SF	W	34-27

Date	Site	W/L	Score
10-20-13	Tenn	L	17-31
12-17-17	SF	L	23-25

**Total Points:** Titans 283, 49ers 321  
**Longest Win Streak:** 2 (1975-78, 2005-09)  
**Longest Losing Streak:** 4 (1981-90)  
**At Nissan Stadium:** 1-1  
**At Candlestick Park:** 3-3  
**At Levi's Stadium:** 0-1

**vs. SEATTLE SEAHAWKS**

Regular Season: 6-10 (Home 4-3, Away 2-7) • Playoffs: 1-0 (Home 1-0, Away 0-0)

Date	Site	W/L	Score
11-20-77	Sea	W	22-10
10-21-79	Sea	L	14-34
10-5-80	Hou	L	7-26
10-11-81	Hou	W	35-17
9-19-82	Hou	W	23-21
1-3-88	Hou	W	23-20 OT (WC)

Date	Site	W/L	Score
11-13-88	Sea	L	24-27
12-2-90	Sea	L	10-13 OT
11-7-93	Hou	W	24-14
12-11-94	Hou	L	14-16
11-3-96	Sea	L	16-23
10-5-97	Sea	L	13-16

Date	Site	W/L	Score
11-29-98	Sea	L	18-20
12-18-05	Tenn	L	24-28
1-3-10	Sea	W	17-13
10-13-13	Sea	L	13-20
9-24-17	Tenn	W	33-27

**Total Points:** Titans 330, Seahawks 345  
**Longest Win Streak:** 3 (1981-87)  
**Longest Losing Streak:** 5 (1994-05)  
**At Nissan Stadium:** 1-1  
**At CenturyLink Field:** 1-1

**vs. TAMPA BAY BUCCANEERS**

Regular Season: 9-2 (Home 7-0, Away 2-2) • Playoffs: 0-0

Date	Site	W/L	Score
9-12-76	Hou	W	20-0
10-19-80	Hou	W	20-14
11-27-83	TB	L	24-33
12-10-89	Hou	W	20-17
10-29-95	Hou	W	19-7
11-8-98	TB	W	31-22

Date	Site	W/L	Score
10-14-01	Tenn	W	31-28 OT
12-28-03	Tenn	W	33-13
10-14-07	TB	L	10-13
11-27-11	Tenn	W	23-17
9-13-15	TB	W	42-14

**Total Points:** Titans 273, Buccaneers 178  
**Longest Win Streak:** 5 (1989-03)  
**Longest Losing Streak:** 1 (1983, 2007)  
**At Nissan Stadium:** 3-0  
**At Raymond James Stadium:** 2-1

**vs. WASHINGTON REDSKINS**

Regular Season: 7-6 (Home 4-2, Away 3-4) • Playoffs: 0-0

Date	Site	W/L	Score
10-10-71	Wash	L	13-22
10-19-75	Hou	W	13-10
9-2-79	Wash	W	29-27
9-15-85	Wash	L	16-13
10-30-88	Hou	W	41-17
11-3-91	Wash	L	13-16 OT

Date	Site	W/L	Score
10-19-97	Tenn	W	28-14
10-30-00	Wash	W	27-21
10-6-02	Tenn	L	14-31
10-15-06	Wash	W	25-22
11-21-10	Tenn	L	16-19 OT
10-20-14	Wash	L	17-19

**At Nissan Stadium:** 1-2  
**At FedEx Field:** 2-1  
**Total Points:** Titans 258, Redskins 231  
**Longest Win Streak:** 2 (last 1997-00)  
**Longest Losing Streak:** 2 (2010-14)

**TITANS ALL-TIME FIRST-ROUND DRAFT PICKS**

Year	Pick	Player	Pos.	College
2018	22	Rashaan Evans	LB	Alabama
2017	5	Corey Davis	WR	Western Michigan
	18	Adoree' Jackson	CB	Southern California
2016	8	Jack Conklin	T	Michigan State
2015	2	Marcus Mariota	QB	Oregon
2014	11	Taylor Lewan	T	Michigan
2013	10	Chance Warmack	G	Alabama
2012	20	Kendall Wright	WR	Baylor
2011	8	Jake Locker	QB	Washington
2010	16	Derrick Morgan	DE	Georgia Tech
2009	30	Kenny Britt	WR	Rutgers
2008	24	Chris Johnson	RB	East Carolina
2007	19	Michael Griffin	DB	Texas
2006	3	Vince Young	QB	Texas
2005	6	Pacman Jones	CB	West Virginia
2004		(none)		
2003	28	Andre Woolfolk	CB	Oklahoma
2002	15	Albert Haynesworth	DT	Tennessee
2001		(none)		
2000	30	Keith Bulluck	LB	Syracuse
1999	16	Jevon Kearse	DE	Florida
1998	16	Kevin Dyson	WR	Utah
1997	18	Kenny Holmes	DE	Miami (Fla.)
1996	14	Eddie George	RB	Ohio State
1995	3	Steve McNair	QB	Alcorn State
1994	26	Henry Ford	DE	Arkansas
1993	13	Brad Hopkins	T	Illinois

Year	Pick	Player	Pos.	College
1992		(none)		
1991		(none)		
1990	15	Lamar Lathon	LB	Houston
1989	23	David Williams	T	Florida
1988	22	Lorenzo White	RB	Michigan State
1987	3	Alonzo Highsmith	RB	Miami (Fla.)
	20	Haywood Jeffries	WR	NC State
1986	3	Jim Everett	QB	Purdue
1985	3	Ray Childress	DE	Texas A&M
	11	Richard Johnson	DB	Wisconsin
1984	2	Dean Steinkuhler	T	Nebraska
1983	9	Bruce Matthews	G	USC
1982	8	Mike Munchak	G	Penn State
1981		(none)		
1980		(none)		
1979		(none)		
1978	1	Earl Campbell	RB	Texas
1977	11	Morris Towns	T	Missouri
1976		(none)		
1975	6	Robert Brazile	LB	Jackson State
	15	Don Hardeman	RB	Texas A&M-Kingsville
1974		(none)		
1973	1	John Matuszak	DE	Tampa
	14	George Amundson	RB	Iowa State
1972	6	Greg Sampson	DE	Stanford
1971	3	Dan Pastorini	QB	Santa Clara
1970	14	Doug Wilkerson	G	NC Central

## TITANS ALL-TIME FIRST-ROUND DRAFT PICKS

Year	Pick	Player	Pos.	College
1969	15	Ron Pritchard	LB	Arizona State
1968		(none)		
1967	5	George Webster	LB	Michigan St.
	23	Tom Regner	G	Notre Dame
1966		Tommy Nobis	LB	Texas
1965		Lawrence Elkins	TE	Baylor

Year	Pick	Player	Pos.	College
1964		Scott Appleton	DT	Texas
1963		Danny Brabham	LB	Arkansas
1962		Ray Jacobs	DT	Howard Payne
1961		Mike Ditka	TE	Pittsburgh
1960		Billy Cannon	HB	LSU

## 1995-2018 DRAFT SELECTIONS

### 2018

Rd.	Pick	Player	Pos.	College
1a	22	Rashaan Evans	LB	Alabama
1b	25	(traded to Baltimore)		
2a	41	Harold Landry	OLB	Boston College
2b	57	(traded to Oakland)		
3	89	(traded to Oakland)		
4	125	(traded to Baltimore)		
5a	152	Dane Cruikshank	DB	Arizona
5b	162	(traded to Baltimore)		
6a	199	Luke Falk	QB	Washington State
6b	215	(acquired from Baltimore and traded back to Baltimore)		
7	243	(traded to Kansas City)		

#### Draft Notes

- 1a, 6b – Picks acquired in a trade with Baltimore for 1b and 4 (6b later traded back to Baltimore)
- 2a – Pick acquired in a trade with Oakland for 2b and 3
- 5a – Pick acquired in a trade with Baltimore for 5b and 6b (6b originally traded from Baltimore to Tennessee before being traded back to Baltimore)
- 7 – Pick traded to Kansas City in 2017 for defensive lineman David King

### 2017

Rd.	Pick	Player	Pos.	College
1a	5	Corey Davis	WR	Western Michigan
1b	18	Adoree' Jackson	CB	Southern California
2	52	(traded to Cleveland)		
3a	72	Taywan Taylor	WR	Western Kentucky
3b	83	(traded to New England)		
3c	100	Jonnu Smith	TE	Florida International
4	124	(Traded to New England)		
5a	155	Jayon Brown	LB	UCLA
5b	164	(Traded to Philadelphia)		
6a	200	(Traded to N.Y. Giants)		
6b	203	(Traded to Denver)		
6c	207	(Traded to Cincinnati)		
6d	214	(Traded to Philadelphia)		
6e	217	Corey Levin	OL	Chattanooga
7a	227	Josh Carraway	OLB	Texas Christian
7b	236	Brad Seaton	T	Villanova
7c	241	Khalfani Muhammad	RB	California

#### Draft Notes

- 2 – Pick traded to Cleveland during 2016 draft (see 2016, 1b)
- 3a, 6a – Picks acquired in a trade with New England for 3b and 4
- 3c – Compensatory selection; acquired in a trade with the Los Angeles Rams during the 2016 draft (see 2016, 1a)
- 5a – Pick acquired in a trade with Philadelphia for 5b, 6d
- 6b – Pick traded to Denver during 2016 draft (see 2016, 5b)
- 6c, 7c – Picks acquired in a trade with the N.Y. Giants for 6a
- 6d – Pick acquired in a trade with Atlanta in 2015 (see 2016, 6c)
- 6e, 7a – Picks acquired in a trade with Cincinnati for 6c

### 2016

Rd.	Pick	Player	Pos.	College
1a	1	(traded to Los Angeles Rams)		
1b	8	Jack Conklin	T	Michigan State
1c	15	(traded to Cleveland)		
2a	33	Kevin Dodd	OLB	Clemson
2b	43	Austin Johnson	DL	Penn State
2c	45	Derrick Henry	RB	Alabama
3a	64	Kevin Byard	S	Middle Tennessee St.
3b	76	(traded to Cleveland)		
4a	100	(traded to Philadelphia)		
4b	113	(traded to Los Angeles Rams)		
5a	140	Tajae Sharpe	WR	Massachusetts
5b	157	LeShaun Sims	CB	Southern Utah
6a	176	(traded to Denver)		
6b	177	(traded to Los Angeles Rams)		
6c	193	Sebastian Tretola	G	Arkansas
7a	222	Aaron Wallace	OLB	UCLA
7b	253	Kalan Reed	CB	Southern Mississippi

#### Draft Notes

- 1b, 6a – Picks acquired in a trade with Cleveland for 1c, 3b and a 2017 second-round choice
- 1c, 2b, 2c, 3b – Picks and 2017 first-round and third-round choices acquired in a trade with the L.A. Rams for 1a, 4b and 6b
- 4b – Pick acquired in a trade with Philadelphia for 4a and RB DeMarco Murray
- 5b, 7b – Picks acquired in a trade with Denver for 6a and a 2017 sixth-round choice
- 6c – Pick and a 2017 sixth-round choice acquired in 2015 from Atlanta for G Andy Levitre.

### 2015

Rd.	Pick	Player	Pos.	College
1	2	Marcus Mariota	QB	Oregon
2a	33	(traded to New York Giants)		
2b	40	Dorial Green-Beckham	WR	Oklahoma
3	66	Jeremiah Poutasi	OL	Utah
4a	100	Angelo Blackson	DE	Auburn
4b	108	Jalston Fowler	FB	Alabama
5	138	David Cobb	RB	Minnesota
6a	177	Deiontrez Mount	OLB	Louisville
6b	208	Andy Gallik	C	Boston College
7a	219	(traded to New England)		
7b	245	Tre McBride	WR	William & Mary

#### Draft Notes

- 2b, 4b, 7 – Picks acquired from New York Giants for 2a.
- 6b – Pick acquired in 2014 from New England for LB Akeem Ayers and 7a.

# 1995-2018 DRAFT SELECTIONS

## 2014

Rd.	Pick	Player	Pos.	College
1	11	Taylor Lewan	T	Michigan
2a	42	(traded to Philadelphia)		
2b	54	Bishop Sankey	RB	Washington
3	77	(traded to San Francisco)		
4a	112	DaQuan Jones	DL	Penn State
4b	122	Marqueston Huff	DB	Wyoming
5	151	Avery Williamson	LB	Kentucky
6a	178	Zach Mettenberger	QB	Louisiana State
6b	186	(traded to Washington)		
7	228	(traded to Washington)		

### Draft Notes

- 2b, 4b – Picks acquired in trade with Philadelphia for 2a.
- 3 – Pick traded to San Francisco during 2013 draft (see 2013, 2a).
- 6a – Pick acquired in trade with Washington for 6b and 7.

## 2013

Rd.	Pick	Player	Pos.	College
1	10	Chance Warmack	G	Alabama
2a	34	Justin Hunter	WR	Tennessee
2b	40	(traded to San Francisco)		
3a	70	Blidi Wreh-Wilson	CB	Connecticut
3b	97	Zaviar Gooden	LB	Missouri
4	107	Brian Schwenke	C	California
5	142	Lavar Edwards	DE	Louisiana State
6a	176	(traded to Minnesota)		
6b	202	Khalid Wooten	CB	Nevada
7a	216	(traded to San Francisco)		
7b	248	Daimion Stafford	S	Nebraska

### Draft Notes

- 2a – Pick acquired in trade with San Francisco for 2b, 7a and a third-round pick in 2014.
- 6a – Pick traded to Minnesota in 2012 for a seventh-round pick in 2012.
- 3b, 6b, 7b – Awarded as compensatory selections

## 2012

Rd.	Pick	Player	Pos.	College
1	20	Kendall Wright	WR	Baylor
2	52	Zach Brown	LB	North Carolina
3	82	Mike Martin	DT	Michigan
4	115	Coty Sensabaugh	CB	Clemson
5a	145	Taylor Thompson	TE	Southern Methodist
5b	155	(traded to Miami)		
6	190	Markelle Martin	S	Oklahoma State
7a	211	Scott Solomon	DE	Rice
7b	227	(traded to Miami)		

### Draft Notes

- 5a – Pick acquired in trade with Miami for 5b and 7b
- 7a – Pick acquired in trade with Minnesota for a sixth-round choice in 2013

## 2011

Rd.	Pick	Player	Pos.	College
1	8	Jake Locker	QB	Washington
2	39	Akeem Ayers	LB	UCLA
3	77	Jurrell Casey	DT	Southern California
4a	109	Colin McCarthy	LB	Miami (Fla.)
4b	130	Jamie Harper	RB	Clemson
5	142	Karl Klug	DL	Iowa
6	175	Byron Stingily	T	Louisville
7a	212	Zach Clayton	DT	Auburn
7b	251	Tommie Campbell	DB	California (Pa.)

### Draft Notes

- 4b, 7b – Awarded as compensatory selections

## 2010

Rd.	Pick	Player	Pos.	College
1	16	Derrick Morgan	DE	Georgia Tech
2	47	(traded to New England)		
3a	77	Damian Williams	WR	Southern California
3b	97	Rennie Curran	LB	Georgia
4a	104	Alterraun Verner	CB	UCLA
4b	111	(traded to Seattle)		
5	148	Robert Johnson	S	Utah
6a	176	Rusty Smith	QB	Florida Atlantic
6b	185	(traded to Seattle)		
6c	207	Myron Rolle	S	Florida State
7a	222	Marc Mariani	WR	Montana
7b	241	David Howard	DT	Brown

### Draft Notes

- 3b, 6c, 7b – Awarded as compensatory selections
- 2 – Traded to New England in 2009 (see 2009 3a)
- 4a, 6a – Picks acquired in trade with Seattle for RB LenDale White, DT Kevin Vickerson, 4b and 6b

## 2009

Rd.	Pick	Player	Pos.	College
1	30	Kenny Britt	WR	Rutgers
2	62	Sen'Derrick Marks	DT	Auburn
3a	89	Jared Cook	TE	South Carolina
3b	94	Ryan Mouton	CB	Hawaii
4a	130	Gerald McRath	LB	Southern Mississippi
4b	135	Troy Kropog	T/G	Tulane
5a	166	(Traded to Dallas)		
5b	173	Javon Ringer	RB	Michigan State
6a	203	Jason McCourty	CB	Rutgers
6b	206	Dominique Edison	WR	Stephen F. Austin
7a	239	Ryan Durand	G	Syracuse
7b	242	Nick Schommer	S	North Dakota State

### Draft Notes

- 4b, 5b, 6b, 7b – Awarded as compensatory selections
- 3a – Pick acquired in trade with New England for second round pick in 2010
- 5a – Pick traded to Dallas (see 2008 4c)

## 2008

Rd.	Pick	Player	Pos.	College
1	24	Chris Johnson	RB	East Carolina
2	54	Jason Jones	DL	Eastern Michigan
3	85	Craig Stevens	TE	California
4a	103	William Hayes	DE	Winston-Salem State
4b	124	(Traded to Washington)		
4c	126	Lavelle Hawkins	WR	California
4d	134	Stanford Keglar	LB	Purdue
5	157	(Traded to Washington)		
6	189	(Traded to Seattle)		
7	229	Cary Williams	CB	Washburn

### Draft Notes

- 4d – Awarded as compensatory selection
- 4a – Pick acquired in trade with Washington for fourth round pick (#124 overall) and fifth round pick (#157 overall).
- 4b – Traded to Washington (see 4a)
- 4c – Pick acquired in trade with Dallas for Pacman Jones
- 5 – Pick traded to Washington (see 4a)
- 6 – Pick traded to Seattle for Bryce Fisher

## 2007

Rd.	Pick	Player	Pos.	College
1	19	Michael Griffin	S	Texas
2	50	Chris Henry	RB	Arizona
3	80	Paul Williams	WR	Fresno State
4a	115	Leroy Harris	G/C	N.C. State
4b	128	Chris Davis	WR	Florida State

## 1995-2018 DRAFT SELECTIONS

5	152	Antonio Johnson	DT	Mississippi State
6a	188	Joel Filani	WR	Texas Tech
6b	204	Jacob Ford	DE	Central Arkansas
6c	206	Ryan Smith	CB	Florida
7	223	Mike Otto	T	Purdue

### Draft Notes

- 4b – Pick acquired in trade with Baltimore for Steve McNair in 2006.
- 6b – Pick acquired in trade with San Diego for Billy Volek in 2006.
- 6c – Pick acquired in trade with Indianapolis for seventh round pick (#238 overall) in 2006. That selection was originally obtained from Indianapolis for Rocky Calmus.

### 2006

Rd.	Pick	Player	Pos.	College
1	3	Vince Young	QB	Texas
2a	39	(Traded to Philadelphia)		
2b	45	LenDale White	RB	Southern California
3	70	(Traded to Buffalo)		
4a	102	Calvin Lowry	S	Penn State
4b	116	Stephen Tulloch	LB	N.C. State
5a	137	Terna Nande	LB	Miami (Ohio)
5b	169	Jesse Mahelona	DT	Tennessee
6	172	Jonathan Orr	WR	Wisconsin
7a	215	Cortland Finnegan	CB	Samford
7b	238	(Traded to Indianapolis)		
7c	245	Spencer Toone	LB	Utah
7d	246	Quinton Ganther	RB	Utah

### Draft Notes

- 5b, 7c and 7d – awarded as compensatory selections
- 2a – Pick traded to Philadelphia (see 2b)
- 2b – Pick acquired from Philadelphia along with 2006 fourth round pick (116 overall) for the Titans second round pick (39 overall)
- 3 – Pick traded to Buffalo for RB Travis Henry in 2005
- 7b – Pick acquired from Indianapolis for LB Rocky Calmus in 2005 and traded back to Indianapolis for sixth round selection in 2007

### 2005

Rd.	Pick	Player	Pos.	College
1	6	Adam Jones	CB	West Virginia
2a	37	(Traded to Detroit)		
2b	41	Michael Roos	T	Eastern Washington
3a	68	Courtney Roby	WR	Indiana
3b	96	Brandon Jones	WR	Oklahoma
4a	108	Vincent Fuller	S	Virginia Tech
4b	113	David Stewart	T	Mississippi State
4c	136	Roydell Williams	WR	Tulane
5a	142	Damien Nash	RB	Missouri
5b	150	Daniel Loper	T	Texas Tech
6	179	Bo Scaife	TE	Texas
7	218	Reynaldo Hill	CB	Florida

### Draft Notes

- 3b and 4c – awarded as compensatory selections
- 2a – Pick traded to Detroit (see 2b)
- 2b – Pick acquired from Detroit along with 2005 fourth round pick (113 overall) for the Titans second round pick (37 overall)
- 4b – Pick acquired from Detroit (see 2b)
- 5b – Pick acquired from Kansas City for DE Carlos Hall

### 2004

Rd.	Pick	Player	Pos.	College
1	27	(Traded to Houston)		
2a	40	Ben Troupe	TE	Florida
2b	42	Travis LaBoy	DE	Hawaii
2c	57	Antwan Odom	DE	Alabama
3a	71	Randy Starks	DT	Maryland
3b	92	Rich Gardner	CB	Penn State
4a	103	Bo Schobel	DE	TCU
4b	124	Michael Waddell	CB	North Carolina

5a	138	Jacob Bell	G	Miami (Ohio)
5b	159	(Traded to Houston)		
5c	165	Robert Reynolds	LB	Ohio State
6	191	Troy Fleming	RB	Tennessee
7a	230	Jared Clauss	DT	Iowa
7b	239	Eugene Amano	C	S.E. Missouri State
7c	241	Sean McHugh	TE	Penn State

### Draft Notes

- 5c, 7b, 7c – awarded as compensatory selections
- 1 – Pick traded to Houston (see 2a)
- 2a – Pick acquired from Houston along with 2004 third round pick (71 overall), fourth round pick (103 overall) and fifth round pick (138 overall) for the Titans 2004 first round pick (27 overall) and fifth round pick (159 overall)
- 2b – Pick acquired from New York Jets for WR Justin McCariens
- 3a – Pick acquired in Houston trade (see 2a)
- 4a – Pick acquired in Houston trade (see 2a)
- 5a – Pick acquired in Houston trade (see 2a)
- 5b – Pick traded to Houston (see 2a)

### 2003

Rd.	Pick	Player	Pos.	College
1	28	Andre Woolfolk	CB	Oklahoma
2	60	Tyrone Calico	WR	Middle Tennessee State
3	93	Chris Brown	RB	Colorado
4	126	Rien Long	DT	Washington State
5a	154	Donnie Nickey	S	Ohio State
5b	164	(Traded to New England)		
6	201	(Traded to New England)		
7a	225	Todd Williams	T	Florida State
7b	243	(Traded to New England)		

### Draft Notes

- 5a – Pick acquired from New England along with 2003 seventh round pick (225 overall) for the Titans 2003 fifth round pick (164 overall), sixth round pick (201 overall) and seventh round pick (243 overall)
- 5b – Pick traded to New England (see 5a)
- 6 – Pick traded to New England (see 5a)
- 7a – Pick acquired in New England trade (see 5a)
- 7b – Pick traded to New England (see 5a)

### 2002

Rd.	Pick	Player	Pos.	College
1a	14	(Traded to N.Y. Giants)		
1b	15	Albert Haynesworth	DT	Tennessee
2	45	Tank Williams	S	Stanford
3	77	Rocky Calmus	LB	Oklahoma
4a	110	Mike Echols	CB	Wisconsin
4b	115	Tony Beckham	CB	Wisconsin-Stout
4c	133	Rocky Boiman	LB	Notre Dame
5	151	Jake Schifino	WR	Akron
6	187	Justin Hartwig	G	Kansas
7a	225	Darrell Hill	WR	Northern Illinois
7b	240	Carlos Hall	DE	Arkansas

### Draft Notes

- 4c – awarded as compensatory selection
- 1a – Pick traded to N.Y. Giants (see 1b)
- 1b – Pick acquired from the New York Giants along with 2002 fourth round pick (115 overall) for the Titans 2002 first round pick (14 overall)
- 4b – Pick acquired in Giants trade (see 1b)
- 7b – Pick acquired from Green Bay for DT Rod Walker

### 2001

Rd.	Pick	Player	Pos.	College
1	29	(Traded to St. Louis)		
2	60	Andre Dyson	CB	Utah
3	90	Shad Meier	TE	Kansas State
4	124	Justin McCareins	WR	Northern Illinois
5	159	Eddie Berlin	WR	Northern Iowa
6a	192	Dan Alexander	RB	Nebraska



## 1995-2018 DRAFT SELECTIONS

6b	199	Adam Haayer	T	Minnesota
7a	229	(Traded to Oakland)		
7b	232	Keith Adams	LB	Clemson

### Draft Notes

- 6b, 7b – awarded as compensatory selections
- 1 – Pick traded to St. Louis for DE Kevin Carter
- 7a – Pick traded to Oakland for C Gennaro DiNapoli

### 2000

Rd.	Pick	Player	Pos.	College
1	30	Keith Bulluck	LB	Syracuse
3a	68	Erron Kinney	TE	Florida
3b	93	Byron Frisch	DE	Brigham Young
4a	124	Bobby Myers	S	Wisconsin
4b	128	Peter Sirmon	LB	Oregon
5a	135	Aric Morris	S	Michigan State
5b	160	Frank Chamberlin	LB	Boston College
6	197	Robaire Smith	DE	Michigan State
7a	213	Mike Green	RB	Houston
7b	237	Wes Shivers	T	Mississippi State

### Draft Notes

- 4b – awarded as compensatory selection
- 7a – Pick acquired from Chicago for LB Lemanski Hall

### 1999

Rd.	Pick	Player	Pos.	College
1	16	Jevon Kearse	DE	Florida
2a	46	(Traded to New England)		
2b	52	John Thornton	DT	West Virginia
3	81	Zach Piller	G	Florida
4a	114	Brad Ware	S	Auburn
4b	117	Donald Mitchell	CB	Southern Methodist
5	151	Kevin Daft	QB	California-Davis
6	186	Darran Hall	WR	Colorado State
7	222	Phil Glover	LB	Utah

### Draft Notes

- 2a – Pick traded to New England (see 2b)
- 2b – Pick acquired from New England along with 1999 fourth round pick (117 overall) for Titans 1999 second round pick (46 overall)
- 4b – Pick acquired in New England trade (see 2b)

### 1998

Rd.	Pick	Player	Pos.	College
1	16	Kevin Dyson	WR	Utah
2	46	Samari Rolle	CB	Florida State
3	77	Dainon Sidney	CB	Alabama-Birmingham
4	107	Joe Salave'a	DT	Arizona
5	139	Benji Olson	G	Washington
6	168	Lee Wiggins	DB	South Carolina
7a	205	Jimmy Sprotte	LB	Arizona
7b	229	Kevin Long	C	Florida State

### Draft Notes

- 7b – awarded as a compensatory selection

### 1997

Rd.	Pick	Player	Pos.	College
1a	13	(Traded to Kansas City)		
1b	18	Kenny Holmes	DE	Miami (Fla.)
2	46	Joey Kent	WR	Tennessee
3a	75	Denard Walker	CB	LSU
3b	81	Scott Sanderson	T	Washington State
4a	98	Derrick Mason	WR	Michigan State
4b	107	Pratt Lyons	DE	Troy State
4c	110	(Traded to Kansas City)		
4d	116	(Traded to New Orleans)		
5a	132	(Traded to Washington)		
5b	143	George McCullough	DB	Baylor

6a	165	(Traded to New Orleans)		
6b	179	(Traded to St. Louis)		
6c	181	Dennis Stallings	LB	Illinois
7	216	Armon Williams	DB	Arizona

### Draft Notes

- 1a – Pick traded to Kansas City (see 1b)
- 1b – Pick acquired from Kansas City along with 1997 third round pick (81 overall), fourth round pick (116 overall) and sixth round pick (181 overall) for Oilers 1997 first round pick (13 overall) and fourth round pick (110 overall)
- 3b – Pick acquired from Kansas City (see 1b)
- 4a – Pick acquired from Atlanta along with 1997 sixth round pick (165 overall) for QB Chris Chandler
- 4b – Pick acquired from New Orleans for Oilers 1997 fourth round pick (116 overall) and sixth round pick (165 overall)
- 4c – Pick traded to Kansas City (see 1b)
- 4d – Pick acquired from Kansas City (see 1b) and traded to New Orleans (see 4b)
- 5a – Pick traded to Washington
- 6a – Pick acquired from Atlanta (see 4a) and traded to New Orleans (see 4b)
- 6b – Pick traded to St. Louis for DE Robert Young
- 6c – Pick acquired from Kansas City (see 1b)

### 1996

Rd.	Pick	Player	Pos.	College
1a	9	(Traded to Oakland)		
1b	14	Eddie George	RB	Ohio State
1c	17	(Traded to Seattle)		
2a	38	Bryant Mix	DE	Alcorn State
2b	48	Jason Layman	G	Tennessee
3	74	Terry Killens	LB	Penn State
4a	107	Kendrick Burton	DE	Alabama
4b	109	Jon Runyan	T	Michigan
5	143	Rayna Stewart	DB	Northern Arizona
6	177	Anthony Dorsett	LB	Pittsburgh
7	218	Mike Archie	RB	Penn State

### Draft Notes

- 1a – Pick traded to Oakland for Raiders 1996 first round pick (17 overall), second round pick (48 overall) and fourth round pick (109 overall)
- 1b – Pick acquired from Seattle for Oilers 1996 first round pick (17 overall) and Oilers DT Glenn Montgomery
- 1c – Pick acquired from Oakland (see 1a) and traded to Seattle (see 1b)
- 2b – Pick acquired in Oakland trade (see 1a)
- 4b – Pick acquired in Oakland trade (see 1a)

### 1995

Rd.	Pick	Player	Pos.	College
1	3	Steve McNair	QB	Alcorn State
2	35	Anthony Cook	DT	South Carolina State
3a	67	Chris Sanders	WR	Ohio State
3b	89	Rodney Thomas	RB	Texas A&M
3c	95	Torey Hunter	DB	Washington State
4	101	Michael Roan	TE	Wisconsin
5a	137	(Awarded to Washington)		
5b	159	Gary Walker	DE	Auburn
6	174	Hicham El-Mashtoub	C	Arizona
7	211	C.J. Richardson	DB	Miami (Fla.)

### Draft Notes

- 3c – awarded as a compensatory selection
- 3b – Pick acquired from Minnesota along with 1994 fourth round pick (119 overall) for QB Warren Moon
- 5a – Pick to Washington in Wilbur Marshall ruling
- 5b – Pick awarded as compensation from New England for restricted free agent DE Tim Roberts



## TITANS TRADE HISTORY SINCE 1997

### 2018 TRADES

Trade Date/Teams	Compensation	Overall	Player Selected	Note
<b>1. April 26, 2018 (Draft Day Trade)</b>				
Tennessee Receives:	Draft Choice:	Round 1, 2018	#22 LB Rashaan Evans	Pick originally from Kansas City through Buffalo
	Draft Choice:	Round 6, 2018	#215 C Bradley Bozeman	Pick traded back to Baltimore
Baltimore Receives:	Draft Choice:	Round 1, 2018	#25 TE Hayden Hurst	
	Draft Choice:	Round 4, 2018	#125 DB Avonte Maddox	Pick traded to Philadelphia
<b>2. April 27, 2018 (Draft Day Trade)</b>				
Tennessee Receives:	Draft Choice:	Round 2, 2018	#41 OLB Harold Landry	
Oakland Receives:	Draft Choice:	Round 2, 2018	#57 DT P.J. Hall	
	Draft Choice:	Round 3, 2018	#89 T Joseph Noteboom	Pick traded to L.A. Rams
<b>3. April 28, 2018 (Draft Day Trade)</b>				
Tennessee Receives:	Draft Choice:	Round 5, 2018	#152 DB Dane Cruikshank	
Baltimore Receives:	Draft Choice:	Round 5, 2018	#162 WR Jordan Lasley	
	Draft Choice:	Round 6, 2018	#215 C Bradley Bozeman	Pick originally from Baltimore
<b>4. August 28, 2018</b>				
Tennessee Receives:	Player:		LB Kamalei Correa	
Baltimore Receives:	Draft Choice:	Round 6, 2019		

### 2017 TRADES

Trade Date/Teams	Compensation	Overall	Player Selected	Note
<b>1. April 28, 2017 (Draft Day Trade)</b>				
New England Receives:	Draft Choice:	Round 3, 2017	#83 DE Derek Rivers	
	Draft Choice:	Round 4, 2017	#124 LB Jalen Reeves-Maybin	Pick traded to Detroit
Tennessee Receives:	Draft Choice:	Round 3, 2017	#72 WR Taywan Taylor	Pick originally from Carolina
	Draft Choice:	Round 6, 2017	#200 T Adam Bisnowaty	Pick traded to N.Y. Giants; originally from Indianapolis
<b>2. April 29, 2017 (Draft Day Trade)</b>				
Philadelphia Receives:	Draft Choice:	Round 5, 2017	#164 G Isaac Asiata	Pick traded to Miami
	Draft Choice:	Round 6, 2017	#214 DT Elijah Qualls	Pick originally from Atlanta
Tennessee Receives:	Draft Choice:	Round 5, 2017	#155 LB Jayon Brown	
<b>3. April 29, 2017 (Draft Day Trade)</b>				
N.Y. Giants Receive:	Draft Choice:	Round 6, 2017	#200 T Adam Bisnowaty	Pick originally from Indianapolis through New England
Tennessee Receives:	Draft Choice:	Round 6, 2017	#207 DB Brandon Wilson	Pick traded to Cincinnati
	Draft Choice:	Round 7, 2017	#241 RB Khalfani Muhammad	
<b>4. April 29, 2017 (Draft Day Trade)</b>				
Cincinnati Receives:	Draft Choice:	Round 6, 2017	#207 DB Brandon Wilson	Pick originally from N.Y. Giants
Tennessee Receives:	Draft Choice:	Round 6, 2017	#217 OL Corey Levin	Compensatory pick
	Draft Choice:	Round 7, 2017	#227 OLB Josh Carraway	
<b>5. Sept. 1, 2017</b>				
Kansas City Receives:	Draft Choice:	Round 7, 2018	#243 DB Keion Crossen	Conditional draft choice; traded to New England
Tennessee Receives:	Player:	DE David King		

### 2016 TRADES

Trade Date/Teams	Compensation	Overall	Player Selected	Note
<b>1. March 9, 2016</b>				
Philadelphia Receives:	Draft Choice:	Round 4, 2016	#100 QB Connor Cook	Pick traded from Philadelphia to Cleveland to Oakland
Tennessee Receives:	Player:	RB DeMarco Murray		
	Draft Choice:	Round 4, 2016	#113 LB Nick Kwiatkoski	Pick traded from Tennessee to Los Angeles to Chicago

## TITANS TRADE HISTORY SINCE 1997

### 2. April 14, 2016

Los Angeles Receives:	Draft Choice:	Round 1, 2016	#1	QB Jared Goff	Pick originally from Philadelphia; traded from Los Angeles to Chicago
	Draft Choice:	Round 4, 2016	#113	LB Nick Kwiatkoski	
Tennessee Receives:	Draft Choice:	Round 6, 2016	#177	TE Temarrick Hemingway	Pick traded from Tennessee to Cleveland
	Draft Choice:	Round 1, 2016	#15	WR Corey Coleman	
	Draft Choice:	Round 2, 2016	#43	DL Austin Johnson	Pick originally from Philadelphia
	Draft Choice:	Round 2, 2016	#45	RB Derrick Henry	Pick traded from Tennessee to Cleveland
	Draft Choice:	Round 3, 2016	#76	T Shon Coleman	
	Draft Choice:	Round 1, 2017	#5	WR Corey Davis	Compensatory pick
	Draft Choice:	Round 3, 2017	#100	TE Jonnu Smith	

### 3. April 28, 2016 (Draft Day Trade)

Cleveland Receives:	Draft Choice:	Round 1, 2016	#15	WR Corey Coleman	Pick originally from Los Angeles
	Draft Choice:	Round 3, 2016	#76	T Shon Coleman	Pick originally from Los Angeles
	Draft Choice:	Round 2, 2017	#52	QB DeShone Kizer	Pick originally from Miami through Philadelphia
Tennessee Receives:	Draft Choice:	Round 1, 2016	#8	T Jack Conklin	
	Draft Choice:	Round 6, 2016	#176	RB Andy Janovich	Pick traded from Tennessee to Denver

### 4. April 30, 2016 (Draft Day Trade)

Denver Receives:	Draft Choice:	Round 6, 2016	#176	RB Andy Janovich	Pick originally from Cleveland
	Draft Choice:	Round 6, 2017	#203	RB De'Angelo Henderson	Pick originally from N.Y. Jets
Tennessee Receives:	Draft Choice:	Round 5, 2016	#157	CB LeShaun Sims	
	Draft Choice:	Round 7, 2016	#253	CB Kalan Reed	

### 5. Aug. 16, 2016

Tennessee Receives:	Player:	G/T Dennis Kelly		
Philadelphia Receives:	Player:	WR Dorial Green-Beckham		

## 2015 TRADES

Trade Date/Teams	Compensation	Overall	Player Selected	Note
<b>1. May 1, 2015 (Draft Day Trade)</b>				
New York Giants Receive:	Draft Choice:	Round 2, 2015	#33	S Landon Collins
Tennessee Receives:	Draft Choice:	Round 2, 2015	#40	WR Dorial Green-Beckham
	Draft Choice:	Round 4, 2015	#108	FB Jalston Fowler
	Draft Choice:	Round 7, 2015	#245	WR Tre McBride Pick originally from Denver
<b>2. Sept. 4, 2015</b>				
Atlanta Receives:	Player:	G Andy Levitre		
Tennessee Receives:	Draft Choice:	Round 6, 2016	#193	G Sebastian Tretola
	Draft Choice:	Round 6, 2017	#214	DT Elijah Qualls Pick traded to Philadelphia
<b>3. Sept. 6, 2015</b>				
Cleveland Receives:	Draft Choice:	Conditional 2016 Pick	(none)	Conditions not met for Cleveland to receive pick
Tennessee Receives:	Player:	RB Terrance West		

## 2014 TRADES

Trade Date/Teams	Compensation		Overall	Player Selected	Note
<b>1. May 9, 2014 (Draft Day Trade)</b>					
Philadelphia Receives:	Draft Choice:	Round 2, 2014	#42	WR Jordan Matthews	
Tennessee Receives:	Draft Choice:	Round 2, 2014	#54	RB Bishop Sankey	
	Draft Choice:	Round 4, 2014	#122	DB Marqueston Huff	
<b>2. May 10, 2014 (Draft Day Trade)</b>					
Washington Receives:	Draft Choice:	Round 6, 2014	#186	RB Lache Seastrunk	
	Draft Choice:	Round 7, 2014	#228	K Zach Hocker	
Tennessee Receives:	Draft Choice:	Round 6, 2014	#178	QB Zach Mettenberger	
<b>3. Aug. 30, 2014</b>					
Dallas Receives:	Player:	DE Lavar Edwards			
Tennessee Receives:	Draft Choice:	Conditional 2015 Pick	(none)		Conditions not met for Tennessee to receive pick
<b>4. Oct. 22, 2014</b>					
New England Receives:	Player:	LB Akeem Ayers			
	Draft Choice:	Round 7, 2015	#219	ILB Hayes Pullard	Pick by Cleveland after trade from New England
Tennessee Receives:	Draft Choice:	Round 6, 2015	#208	C Andy Gallik	

## TITANS TRADE HISTORY SINCE 1997

### 2013 TRADES

Trade Date/Teams	Compensation	Overall	Player Selected	Note
<b>1. April 26, 2013 (Draft Day Trade)</b>				
San Francisco Receives:	Draft Choice:	Round 2, 2013	#40	DE Cornelius Carradine
	Draft Choice:	Round 7, 2013	#216	WR Charles Johnson
	Draft Choice:	Round 3, 2014	#77	LB Chris Borland
Tennessee Receives:	Draft Choice:	Round 2, 2013	#34	WR Justin Hunter

### 2012 TRADES

Trade Date/Teams	Compensation	Overall	Player Selected	Note
<b>1. April 28, 2012 (Draft Day Trade)</b>				
Miami Receives:	Draft Choice:	Round 5, 2012	#155	LB Josh Kaddu
	Draft Choice:	Round 7, 2012	#227	WR Rishard Matthews
Tennessee Receives:	Draft Choice:	Round 5, 2012	#145	TE Taylor Thompson
<b>2. April 28, 2012 (Draft Day Trade)</b>				
Minnesota Receives:	Draft Choice:	Round 6, 2013	#176	T David Quessenberry
Tennessee Receives:	Draft Choice:	Round 7, 2012	#211	DE Scott Solomon

### 2011 TRADES

Trade Date/Teams	Compensation	Overall	Player Selected	Note
<b>1. Sept. 3, 2011</b>				
Green Bay Receives:	Draft Choice:	Conditional 2012 Pick	(none)	Conditions not met for Green Bay to receive pick
Tennessee Receives:	Player:	FB Quinn Johnson		

### 2010 TRADES

Trade Date/Teams	Compensation	Overall	Player Selected	Note
<b>1. April 24, 2010 (Draft Day Trade)</b>				
Seattle Receives:	Draft Choice:	Round 4, 2010	#111	DB Walter Thurmond
	Draft Choice:	Round 6, 2010	#185	TE Anthony McCoy
	Player:	RB LenDale White		
	Player:	DT Kevin Vickerson		
Tennessee Receives:	Draft Choice:	Round 4, 2010	#104	CB Alterraun Verner
	Draft Choice:	Round 6, 2010	#176	QB Rusty Smith

### 2009 TRADES

Trade Date/Teams	Compensation	Overall	Player Selected	Note
<b>1. April 26, 2009 (Draft Day)</b>				
New England Receives:	Draft Choice:	Round 2, 2010	#47	LB Daryl Washington
Tennessee Receives:	Draft Choice:	Round 3, 2009	#89	TE Jared Cook

### 2008 TRADES

Trade Date/Teams	Compensation	Overall	Player Selected	Note
<b>1. April 26, 2008 (Draft Day)</b>				
Dallas Receives:	Player:	CB Pacman Jones		
	Draft Choice:	Round 5, 2009	#166	DB Michael Hamlin
Tennessee Receives:	Draft Choice:	Round 4, 2008	#126	WR Lavelle Hawkins
<b>2. April 27, 2008 (Draft Day)</b>				
Washington Receives:	Draft Choices:	Round 4, 2008	#124	CB Justin Tryon
	Draft Choice:	Round 5, 2008	#157	G Roy Schuening
Tennessee Receives:	Draft Choice:	Round 4, 2008	#103	DE William Hayes

### 2007 TRADES

Trade Date/Teams	Compensation	Overall	Player Selected	Note
<b>1. Sept. 11, 2007</b>				
Seattle Receives:	Draft Choice:	Round 6, 2008	#189	LS Tyler Schmitt
Tennessee Receives:	Player:	DE Bryce Fisher		

# TITANS TRADE HISTORY SINCE 1997

## 2006 TRADES

Trade Date/Teams	Compensation	Overall	Player Selected	Note
<b>1. April 29, 2006 (Draft Day)</b>				
Philadelphia Receives:	Draft Choice:	Round 2, 2006	#39	T Winston Justice
Tennessee Receives:	Draft Choice:	Round 2, 2006	#45	RB LenDale White
	Draft Choice:	Round 4, 2006	#116	LB Stephen Tulloch
<b>2. April 30, 2006 (Draft Day)</b>				
Indianapolis Receives:	Draft Choice:	Round 7, 2006	#238	CB T.J. Rushing
Tennessee Receives:	Draft Choice:	Round 6, 2007	#206	CB Ryan Smith
<b>3. June 9, 2006</b>				
Baltimore Receives:	Player:	QB Steve McNair		
Tennessee Receives:	Draft Choice:	Round 4, 2007	#128	WR Chris Davis
<b>4. Sept. 20, 2006</b>				
San Diego Receives:	Player:	QB Billy Volek		
Tennessee Receives:	Draft Choice:	Round 6, 2007	#204	DE Jacob Ford

## 2005 TRADES

Trade Date/Teams	Compensation	Overall	Player Selected	Note
<b>1. April 6, 2005</b>				
Kansas City Receives:	Player:	DE Carlos Hall		
Tennessee Receives:	Draft Choice:	Round 5, 2005	#150	T Daniel Loper
<b>2. April 23, 2005 (Draft Day)</b>				
Detroit Receives:	Draft Choice:	Round 2, 2005	#37	DE Shaun Cody
Tennessee Receives:	Draft Choice:	Round 2, 2005	#41	T Michael Roos
	Draft Choice:	Round 4, 2005	#113	T David Stewart
<b>3. July 19, 2005</b>				
Buffalo Receives:	Draft Choice:	Round 3, 2006	#70	CB Ashton Youboty
Tennessee Receives:	Player:	RB Travis Henry		
<b>4. Sept. 3, 2005</b>				
Indianapolis Receives:	Player:	LB Rocky Calmus		
Tennessee Receives:	Draft Choice:	Round 7, 2006	#238	CB T.J. Rushing

## 2004 TRADES

Trade Date/Teams	Compensation	Overall	Player Selected	Note
<b>1. March 8, 2004</b>				
New York Jets Receive:	Player:	WR Justin McCareins		
Tennessee Receives:	Draft Choice:	Round 2, 2004	#42	DE Travis LaBoy
<b>2. April 24, 2004 (Draft Day)</b>				
Houston Receives:	Draft Choice:	Round 1, 2004	#27	DE Jason Babin
	Draft Choice:	Round 5, 2004	#159	T Sean Babin
Tennessee Receives:	Draft Choice:	Round 2, 2004	#40	TE Ben Troupe
	Draft Choice:	Round 3, 2004	#71	DT Randy Starks
	Draft Choice:	Round 4, 2004	#103	DE Bo Schobel
	Draft Choice:	Round 5, 2004	#138	G Jacob Bell

## 2003 TRADES

Trade Date/Teams	Compensation	Overall	Player Selected	Note
<b>1. April 27, 2003 (Draft Day)</b>				
New England Receives:	Draft Choice:	Round 5, 2003	#164	C Dan Koppen
	Draft Choice:	Round 6, 2003	#201	QB Kliff Kingsbury
	Draft Choice:	Round 7, 2003	#243	DT Ethan Kelley
Tennessee Receives:	Draft Choice:	Round 5, 2003	#154	S Donnie Nicky
	Draft Choice:	Round 7, 2003	#225	T Todd Williams

Pick originally from Houston  
Pick originally from St. Louis

# TITANS TRADE HISTORY SINCE 1997

## 2002 TRADES

Trade Date/Teams	Compensation	Overall	Player Selected	Note
<b>1. April 20, 2002 (Draft Day)</b>				
N.Y. Giants Receive:	Draft Choice:	Round 1, 2002	#14	TE Jeremy Shockey
Tennessee Receives:	Draft Choice:	Round 1, 2002	#15	DT Albert Haynesworth
	Draft Choice:	Round 4, 2002	#115	CB Tony Beckham

## 2001 TRADES

Trade Date/Teams	Compensation	Overall	Player Selected	Note
<b>1. April 4, 2001</b>				
St. Louis Receives:	Draft Choice:	Round 1, 2001	#29	DT Ryan Pickett
Tennessee Receives:	Player:	DE Kevin Carter		
<b>2. Sept. 2, 2001</b>				
Green Bay Receives:	Player:	DT Rod Walker		
Tennessee Receives:	Draft Choice:	Round 7, 2002	#240	DE Carlos Hall
<b>3. Sept. 2, 2001</b>				
Carolina Receives:	Player:	S Perry Phenix		
Tennessee Receives:	Draft Choice	Conditional Future Pick	(none)	Conditions not met for Tennessee to receive pick

## 2000 TRADES

Trade Date/Teams	Compensation	Overall	Player Selected	Note
<b>1. April 15, 2000 (Draft Day)</b>				
Philadelphia Receives:	Draft Choice:	Round 2, 2000	#61	G Bobby Williams
Tennessee Receives:	Draft Choice:	Round 3, 2000	#68	TE Erron Kinney
	Draft Choice:	Round 5, 2000	#135	S Aric Morris
<b>2. Aug. 27, 2000</b>				
Oakland Receives:	Draft Choice:	Round 7, 2001	#229	WR Ken-Yon Rambo
Tennessee Receives:	Player:	C Gennaro DiNapoli		

## 1999 TRADES

Trade Date/Teams	Compensation	Overall	Player Selected	Note
<b>1. April 17, 1999 (Draft Day)</b>				
New England Receives:	Draft Choice:	Round 2, 1999	#46	RB Kevin Faulk
Tennessee Receives:	Draft Choice:	Round 2, 1999	#52	DT John Thornton
	Draft Choice:	Round 4, 1999	#117	CB Donald Mitchell

## 1998 TRADES

Trade Date/Teams	Compensation	Overall	Player Selected	Note
<b>1. Sept. 1, 1998</b>				
Chicago Receives:	Player:	LB Lemanski Hall		
Tennessee Receives:	Draft Choice:	Round 7, 2000	#213	RB Mike Green

## 1997 TRADES

Trade Date/Teams	Compensation	Overall	Player Selected	Note
<b>1. Feb. 24, 1997</b>				
Atlanta Receives:	Player:	QB Chris Chandler		
Tennessee Receives:	Draft Choice:	Round 4, 1997	#98	WR Derrick Mason
	Draft Choice:	Round 6, 1997	#165	TE Nicky Savoie
				Pick later traded to New Orleans
<b>2. April 19, 1997 (Draft Day)</b>				
Kansas City Receives:	Draft Choice:	Round 1, 1997	#13	TE Tony Gonzalez
	Draft Choice:	Round 4, 1997	#110	QB Pat Barnes
Tennessee Receives:	Draft Choice:	Round 1, 1997	#18	DE Kenny Holmes
	Draft Choice:	Round 3, 1997	#81	T Scott Sanderson
	Draft Choice:	Round 4, 1997	#116	WR Keith Poole
	Draft Choice:	Round 6, 1997	#181	LB Dennis Stallings
				Pick later traded to New Orleans
<b>3. April 20, 1997 (Draft Day)</b>				
New Orleans Receives:	Draft Choice:	Round 4, 1997	#116	WR Keith Poole
	Draft Choice:	Round 6, 1997	#165	TE Nicky Savoie
Tennessee Receives:	Draft Choice:	Round 4, 1997	#107	DE Pratt Lyons
				Pick originally from Kansas City
				Pick originally from Atlanta

## RECENT VETERAN FREE AGENCY HISTORY

### 2018

#### Players Signed (10)

CB Malcolm Butler (New England)  
WR Michael Campanaro (Baltimore)  
LB Will Compton (Washington)  
QB Blaine Gabbert (Arizona)  
RB Dion Lewis (New England)  
S Kendrick Lewis (Baltimore)  
DL Bennie Logan (Kansas City)  
G Kevin Pamphile (Tampa Bay)  
OL Xavier Su'a-Filo (Houston)  
WR Nick Williams (Atlanta)

#### Players Lost (3)

DB Curtis Riley (N.Y. Giants)  
QB Brandon Weeden (Houston)  
LB Avery Williamson (N.Y. Jets)

### 2017

#### Players Signed (8)

LB Daren Bates (Oakland)  
S Johnathan Cyprien (Jacksonville)  
CB Demontre Hurst (Chicago)  
OL Tim Lelito (New Orleans)  
CB Logan Ryan (New England)  
S Brynden Trawick (Oakland)  
KR/WR Eric Weems (Atlanta)  
NT Sylvester Williams (Denver)

#### Players Lost (9)

LB David Bass (Seattle)  
T/G Byron Bell (Dallas)  
CB Valentino Blake (N.Y. Giants)  
TE Anthony Fasano (Miami)  
C/G Brian Schwenke (Indianapolis)  
LB Sean Spence (Indianapolis)  
S Daimion Stafford (Pittsburgh)  
G Chance Warmack (Philadelphia)  
WR Kendall Wright (Chicago)

### 2016

#### Players Signed (7)

CB Brice McCain (Miami)  
C Ben Jones (Houston)  
QB Matt Cassel (Dallas)  
WR Rishard Matthews (Miami)  
LB Sean Spence (Pittsburgh)  
CB Antwon Blake (Pittsburgh)  
S Rashad Johnson (Arizona)

#### Players Lost (5)

LB Zach Brown (Buffalo)  
FB Steven Johnson (Pittsburgh)  
OL Joe Looney (Dallas)  
DT Mike Martin (Philadelphia)  
CB Coty Sensabaugh (Los Angeles)

### 2015

#### Players Signed (7)

T Byron Bell (Carolina)  
CB Perrish Cox (San Francisco)  
WR Harry Douglas (Atlanta)  
TE Anthony Fasano (Kansas City)  
WR Hakeem Nicks (Indianapolis)  
OLB Brian Orakpo (Washington)  
S Da'Norris Searcy (Buffalo)

#### Players Lost (3)

CB Brandon Ghee (Cincinnati)  
FB Collin Mooney (Atlanta)  
WR Nate Washington (Houston)

### 2014

#### Players Signed (8)

RB Dexter McCluster (Kansas City)  
DL Al Woods (Pittsburgh)  
QB Charlie Whitehurst (San Diego)  
LB Wesley Woodyard (Denver)  
T Michael Oher (Baltimore)  
LB Shaun Phillips (Denver)  
G/C Eric Olsen (Pittsburgh)  
WR Brian Robiskie (Atlanta)

#### Players Lost (4)

CB Alterraun Verner (Tampa Bay)  
WR Damian Williams (Miami)  
WR Kenny Britt (St. Louis)  
QB Rusty Smith (N.Y. Giants)

### 2013

#### Players Signed (14)

S George Wilson (Buffalo)  
LB Moise Fokou (Indianapolis)  
RB Shonn Greene (N.Y. Jets)  
DT Sammie Hill (Detroit)  
G Andy Levitre (Buffalo)  
TE Delanie Walker (San Francisco)  
G/C Rob Turner (St. Louis)  
QB Ryan Fitzpatrick (Buffalo)  
S Bernard Pollard (Baltimore)  
DE Ropati Pitoitua (Kansas City)  
WR Kevin Walter (Houston)  
C/G Chris Spencer (Chicago)  
RB Jalen Parmele (Jacksonville)  
DT Antonio Johnson (Indianapolis)

#### Players Lost (5)

TE Jared Cook (St. Louis)  
LB Zac Diles (Kansas City)  
G Leroy Harris (Detroit)  
DT Sen'Derrick Marks (Jacksonville)  
DE Jarius Wynn (San Diego)

### 2012

#### Players Signed (7)

G Steve Hutchinson (Minnesota)  
DE Kamerion Wimbley (Oakland)  
DE Leger Douzable (Jacksonville)  
LB Zac Diles (Indianapolis)  
G Kyle DeVan (Philadelphia)  
C Jon Cooper (Minnesota)  
S Aaron Francisco (Detroit)

#### Players Lost (6)

WR Donnie Avery (Indianapolis)  
CB Cortland Finnegan (St. Louis)  
S Chris Hope (Atlanta)  
DE William Hayes (St. Louis)  
DE Jason Jones (Seattle)  
LB Barrett Ruud (Seattle)

### 2011

#### Players Signed (11)

QB Matt Hasselbeck (Seattle)  
DT Shaun Smith (Kansas City)  
TE Daniel Graham (Denver)  
LB Barrett Ruud (Tampa Bay)  
CB Frank Walker (Minnesota)  
S Jordan Babineaux (Seattle)  
T Pat McQuistan (Miami)  
S Anthony Smith (Green Bay)  
T Adam Terry (Jacksonville)  
RB Kestahn Moore (Washington)

WR Kevin Curtis (Kansas City)

#### Players Lost (4)

DE Jason Babin (Philadelphia)  
QB Kerry Collins (Indianapolis)  
LB Stephen Tulloch (Detroit)  
TE Bo Scaife (Cincinnati)

### 2010

#### Players Signed (6)

LB Will Witherspoon (Philadelphia)  
P/K Ricky Schmitt (San Francisco)  
DE Jason Babin (Philadelphia)  
CB Tye Hill (Atlanta)  
QB Chris Simms (Denver)  
TE Sean Ryan (Washington)

#### Players Lost (2)

DE Kyle Vanden Bosch (Detroit)  
TE Alge Crumpler (New England)

### 2009

#### Players Signed (5)

CB DeMarcus Faggins (Houston)  
DT Jovan Haye (Tampa Bay)  
WR Mark Jones (Carolina)  
QB Patrick Ramsey (Denver)  
WR Nate Washington (Pittsburgh)

#### Players Lost (6)

CB Chris Carr (Baltimore)  
DT Albert Haynesworth (Washington)  
WR Brandon Jones (San Francisco)  
CB Eric King (Detroit)  
T Daniel Loper (Detroit)  
QB Chris Simms (Denver)

### 2008

#### Players Signed (7)

TE Dwayne Blakley (Atlanta)  
CB Chris Carr (RFA-Oakland)  
TE Alge Crumpler (Atlanta)  
DE Jevon Kearse (Philadelphia)  
WR Justin McCareins (N.Y. Jets)  
OT Jake Scott (Indianapolis)  
LB Josh Stamer (Buffalo)

#### Players Lost (8)

G Jacob Bell (St. Louis)  
RB Chris Brown (Houston)  
LB Gilbert Gardner (Detroit)  
TE Ben Hartsock (Atlanta)  
DE Travis LaBoy (Arizona)  
DE Antwan Odom (Cincinnati)  
DT Randy Starks (Miami)  
TE Ben Troupe (Tampa Bay)

### 2007

#### Players Signed (6)

LB Ryan Fowler (RFA-Dallas)  
WR Justin Gage (Chicago)  
CB Nick Harper (Indianapolis)  
CB Kelly Herndon (Seattle)  
QB Tim Rattay (Tampa Bay)  
S Bryan Scott (New Orleans)

#### Players Lost (3)

WR Drew Bennett (St. Louis)  
DT Robaire Smith (Cleveland)  
WR Bobby Wade (Minnesota)



## ALL-TIME HEAD COACHES SUMMARY

COACH	YEARS	WON	LOST	TIED	PCT.	PTS.	ALLOWED
Lou Rymkus*	1960-61	12	7	1	.625	546	414
Wally Lemm	1961, 1966-70	38	40	4	.487	1,785	1,702
Frank "Pop" Ivy	1962-63	17	12	0	.586	706	662
Sammy Baugh	1964	4	10	0	.285	310	355
Hugh "Bones" Taylor	1965	4	10	0	.285	298	429
Ed Hughes	1971	4	9	1	.321	251	330
Bill Peterson**	1972-73	1	18	0	.052	241	553
Sid Gillman	1973-74	8	15	0	.347	358	556
O.A. "Bum" Phillips	1975-80	59	38	0	.608	1,857	1,741
Ed Biles***	1981-83	8	23	0	.258	526	774
Chuck Studley	1983	2	8	0	.200	179	286
Hugh Campbell****	1984-85	8	22	0	.266	487	787
Jerry Glanville	1985-89	35	35	0	.500	1,535	1,637
Jack Pardee#	1990-94	44	35	0	.556	1,771	1,418
Jeff Fisher	1994-2010	147	126	0	.538	5,872	5,719
Mike Munchak	2011-13	22	26	0	.458	1,017	1,069
Ken Whisenhunt##	2014-15	3	20	0	.130	379	597
Mike Mularkey	2015-17	21	22	0	.488	925	1,054
Mike Vrabel	2018	9	7	0	.562	310	303
<b>TOTALS</b>	<b>1960-2018</b>	<b>446</b>	<b>482</b>	<b>6</b>	<b>.480</b>	<b>19,353</b>	<b>20,386</b>

(includes postseason)

\* Released after five games in 1961

\*\* Released after five games in 1973

\*\*\* Resigned after six games in 1983

\*\*\*\* Released after 14 games in 1985

# Released after 10 games in 1994

## Released after seven games in 2015

## ALL-TIME STARTING QUARTERBACK SUMMARY (REGULAR SEASON)

Quarterback	Seasons	Wins	Losses	Ties	Pct.	Quarterback	Seasons	Wins	Losses	Ties	Pct.
George Blanda	1960-66	44	38	0	.537	Cody Carlson	1987-94	11	8	0	.579
Jacky Lee	1960-67	4	5	1	.450	Billy Joe Tolliver	1994	0	7	0	.000
Don Trull	1964-69	4	9	2	.333	Bucky Richardson	1992-94	1	3	0	.250
Buddy Humphrey	1966	0	1	0	.000	Chris Chandler	1995-96	11	14	0	.440
Pete Beathard	1967-69	15	11	0	.577	Steve McNair	1995-05	76	55	0	.580
Bob Davis	1967-69	3	2	1	.583	Neil O'Donnell	1999-03	6	2	0	.750
Charley Johnson	1970-71	3	11	0	.214	Billy Volek	2000-06	3	7	0	.300
Jerry Rhome	1970	0	3	0	.000	Matt Mauck	2005	0	1	0	.000
John Hadl	1970	0	0	1	.500	Vince Young	2006-10	30	17	0	.638
Dan Pastorini	1971-79	53	55	0	.491	Kerry Collins	2006-10	15	17	0	.469
Lynn Dickey	1971-74	2	7	1	.250	Rusty Smith	2010-11	0	1	0	.000
Kent Nix	1972	0	1	0	.000	Matt Hasselbeck	2011-12	11	10	0	.524
John Hadl	1976-77	1	5	0	.167	Jake Locker	2011-14	9	14	0	.391
Gifford Nielsen	1978-83	3	11	0	.214	Ryan Fitzpatrick	2013	3	6	0	.333
Ken Stabler	1980-81	16	12	0	.571	Charlie Whitehurst	2014	1	4	0	.200
John Reaves	1981	1	1	0	.500	Zach Mettenberger	2014-15	0	10	0	.000
Archie Manning	1982-83	0	8	0	.000	Marcus Mariota	2015-18	27	28	0	.490
Oliver Luck	1982-86	3	6	0	.333	Matt Cassel	2016-17	1	1	0	.500
Warren Moon	1984-93	70	69	0	.504	Blaine Gabbert	2018	2	1	0	.666
Brent Pease	1987-88	2	1	0	.667						



# YEAR-BY-YEAR STARTING QUARTERBACKS SINCE 1999

## 2018 (9-7)

Date	W-L	Opponent	Starter
Sept. 9	L	Miami	Mariota
Sept. 16	W	Houston	Gabbert
Sept. 23	W	Jacksonville	Gabbert
Sept. 30	W	Philadelphia	Mariota
Oct. 7	L	Buffalo	Mariota
Oct. 14	L	Baltimore	Mariota
Oct. 21	L	L.A. Chargers	Mariota
Nov. 5	W	Dallas	Mariota
Nov. 11	W	New England	Mariota
Nov. 18	L	Indianapolis	Mariota
Nov. 26	L	Houston	Mariota
Dec. 2	W	N.Y. Jets	Mariota
Dec. 6	W	Jacksonville	Mariota
Dec. 16	W	N.Y. Giants	Mariota
Dec. 22	W	Washington	Mariota
Dec. 30	L	Indianapolis	Gabbert

**Mariota (7-6), Gabbert (2-1)**

## 2017 (9-7)

Date	W-L	Opponent	Starter
Sept. 10	L	Oakland	Mariota
Sept. 17	W	Jacksonville	Mariota
Sept. 24	W	Seattle	Mariota
Oct. 1	L	Houston	Mariota
Oct. 8	L	Miami	Cassel
Oct. 16	W	Indianapolis	Mariota
Oct. 22	W	Cleveland	Mariota
Nov. 5	W	Baltimore	Mariota
Nov. 12	W	Cincinnati	Mariota
Nov. 16	L	Pittsburgh	Mariota
Nov. 26	W	Indianapolis	Mariota
Dec. 3	W	Houston	Mariota
Dec. 10	L	Arizona	Mariota
Dec. 17	L	San Francisco	Mariota
Dec. 24	L	Los Angeles Rams	Mariota
Dec. 31	W	Jacksonville	Mariota

### Wild Card

Jan. 6	W	Kansas City	Mariota
--------	---	-------------	---------

### Divisional

Jan. 13	L	New England	Mariota
---------	---	-------------	---------

**Mariota (9-6, 1-1), Cassel (0-1)**

## 2016 (9-7)

Date	W-L	Opponent	Starter
Sept. 11	L	Minnesota	Mariota
Sept. 18	W	at Detroit	Mariota
Sept. 25	L	Oakland	Mariota
Oct. 2	L	at Houston	Mariota
Oct. 9	W	at Miami	Mariota
Oct. 16	W	Cleveland	Mariota
Oct. 23	L	Indianapolis	Mariota
Oct. 27	W	Jacksonville	Mariota
Nov. 6	L	at San Diego	Mariota
Nov. 13	W	Green Bay	Mariota
Nov. 20	L	at Indianapolis	Mariota
Nov. 27	W	at Chicago	Mariota
Dec. 11	W	Denver	Mariota
Dec. 18	W	at Kansas City	Mariota
Dec. 24	L	at Jacksonville	Mariota
Jan. 1	W	Houston	Cassel

**Mariota (8-7), Cassel (1-0)**

## 2015 (3-13)

Date	W-L	Opponent	Starter
Sept. 13	W	at Tampa Bay	Mariota
Sept. 20	L	at Cleveland	Mariota
Sept. 27	L	Indianapolis	Mariota
Oct. 11	L	Buffalo	Mariota
Oct. 18	L	Miami	Mariota
Oct. 25	L	Atlanta	Mettenberger

Nov. 1	L	at Houston	Mettenberger
Nov. 8	W	at New Orleans	Mariota
Nov. 15	L	Carolina	Mariota
Nov. 19	L	at Jacksonville	Mariota
Nov. 29	L	Oakland	Mariota
Dec. 6	W	Jacksonville	Mariota
Dec. 13	L	at N.Y. Jets	Mariota
Dec. 20	L	at New England	Mariota
Dec. 27	L	Houston	Mettenberger
Jan. 3	L	at Indianapolis	Mettenberger

**Mariota (3-9), Mettenberger (0-4)**

## 2014 (2-14)

Date	W-L	Opponent	Starter
Sept. 7	W	at Kansas City	Locker
Sept. 14	L	Dallas	Locker
Sept. 21	L	at Cincinnati	Locker
Sept. 28	L	at Indianapolis	Whitehurst
Oct. 5	L	Cleveland	Locker
Oct. 12	W	Jacksonville	Whitehurst
Oct. 19	L	at Washington	Whitehurst
Oct. 26	L	Houston	Mettenberger
Nov. 9	L	at Baltimore	Mettenberger
Nov. 17	L	Pittsburgh	Mettenberger
Nov. 23	L	at Philadelphia	Mettenberger
Nov. 30	L	at Houston	Mettenberger
Dec. 7	L	N.Y. Giants	Mettenberger
Dec. 14	L	N.Y. Jets	Locker
Dec. 18	L	at Jacksonville	Whitehurst
Dec. 28	L	Indianapolis	Whitehurst

**Locker (1-4), Whitehurst (1-4), Mettenberger (0-6)**

## 2013 (7-9)

Date	W-L	Opponent	Starter
Sept. 8	W	at Pittsburgh	Locker
Sept. 15	L	at Houston	Locker
Sept. 22	W	San Diego	Locker
Sept. 29	W	N.Y. Jets	Locker
Oct. 6	L	Kansas City	Fitzpatrick
Oct. 13	L	at Seattle	Fitzpatrick
Oct. 20	L	San Francisco	Locker
Nov. 3	W	at St. Louis	Locker
Nov. 10	L	Jacksonville	Locker
Nov. 14	L	Indianapolis	Fitzpatrick
Nov. 24	W	at Oakland	Fitzpatrick
Dec. 1	L	at Indianapolis	Fitzpatrick
Dec. 8	L	at Denver	Fitzpatrick
Dec. 15	L	Arizona	Fitzpatrick
Dec. 22	W	at Jacksonville	Fitzpatrick
Dec. 29	W	Houston	Fitzpatrick

**Locker (4-3), Fitzpatrick (3-6)**

## 2012 (6-10)

Date	W-L	Opponent	Starter
Sept. 9	L	New England	Locker
Sept. 16	L	at San Diego	Locker
Sept. 23	W	Detroit	Locker
Sept. 30	L	at Houston	Locker
Oct. 7	L	at Minnesota	Hasselbeck
Oct. 11	W	Pittsburgh	Hasselbeck
Oct. 21	W	at Buffalo	Hasselbeck
Oct. 28	L	Indianapolis	Hasselbeck
Nov. 4	L	Chicago	Hasselbeck
Nov. 11	W	at Miami	Locker
Nov. 25	L	at Jacksonville	Locker
Dec. 2	L	Houston	Locker
Dec. 9	L	at Indianapolis	Locker
Dec. 17	W	N.Y. Jets	Locker
Dec. 23	L	at Green Bay	Locker
Dec. 30	W	Jacksonville	Locker

**Locker (4-7), Hasselbeck (2-3)**

## 2011 (9-7)

Date	W-L	Opponent	Starter
Sept. 11	L	at Jacksonville	Hasselbeck
Sept. 18	W	Baltimore	Hasselbeck
Sept. 25	W	Denver	Hasselbeck
Oct. 2	W	at Cleveland	Hasselbeck
Oct. 9	L	at Pittsburgh	Hasselbeck
Oct. 23	L	Houston	Hasselbeck
Oct. 30	W	Indianapolis	Hasselbeck
Nov. 6	L	Cincinnati	Hasselbeck
Nov. 13	W	at Carolina	Hasselbeck
Nov. 20	L	at Atlanta	Hasselbeck
Nov. 27	W	Tampa Bay	Hasselbeck
Dec. 4	W	at Buffalo	Hasselbeck
Dec. 11	L	New Orleans	Hasselbeck
Dec. 18	L	at Indianapolis	Hasselbeck
Dec. 24	W	Jacksonville	Hasselbeck
Jan. 1	W	at Houston	Hasselbeck

**Hasselbeck (9-7)**

## 2010 (6-10)

Date	W-L	Opponent	Starter
Sept. 12	W	Oakland	Young
Sept. 19	L	Pittsburgh	Young
Sept. 26	W	at N.Y. Giants	Young
Oct. 3	L	Denver	Young
Oct. 10	W	at Dallas	Young
Oct. 18	W	at Jacksonville	Young
Oct. 24	W	Philadelphia	Collins
Oct. 31	L	at San Diego	Young
Nov. 14	L	at Miami	Collins
Nov. 21	L	Washington	Young
Nov. 28	L	at Houston	Smith
Dec. 5	L	Jacksonville	Collins
Dec. 9	L	Indianapolis	Collins
Dec. 19	W	Houston	Collins
Dec. 26	L	at Kansas City	Collins
Jan. 2	L	at Indianapolis	Collins

**Young (4-4), Collins (2-5), Smith (0-1)**

## 2009 (8-8)

Date	W-L	Opponent	Starter
Sept. 10	L	at Pittsburgh	Collins
Sept. 20	L	Houston	Collins
Sept. 27	L	at N.Y. Jets	Collins
Oct. 4	L	at Jacksonville	Collins
Oct. 11	L	Indianapolis	Collins
Oct. 18	L	at New England	Collins
Nov. 1	W	Jacksonville	Young
Nov. 8	W	at San Francisco	Young
Nov. 15	W	Buffalo	Young
Nov. 23	W	at Houston	Young
Nov. 29	W	Arizona	Young
Dec. 6	L	at Indianapolis	Young
Dec. 13	W	St. Louis	Young
Dec. 20	W	Miami	Young
Dec. 25	L	San Diego	Young
Jan. 3	W	at Seattle	Young

**Young (8-2), Collins (0-6)**

## 2008 (13-3)

Date	W-L	Opponent	Starter
Sept. 7	W	Jacksonville	Young
Sept. 14	W	at Cincinnati	Collins
Sept. 21	W	Houston	Collins
Sept. 28	W	Minnesota	Collins
Oct. 5	W	at Baltimore	Collins
Oct. 19	W	at Kansas City	Collins
Oct. 27	W	Indianapolis	Collins
Nov. 2	W	Green Bay	Collins
Nov. 9	W	at Chicago	Collins

## YEAR-BY-YEAR STARTING QUARTERBACKS

Nov. 16	W	at Jacksonville	Collins
Nov. 23	L	N.Y. Jets	Collins
Nov. 27	W	at Detroit	Collins
Dec. 7	W	Cleveland	Collins
Dec. 14	L	at Houston	Collins
Dec. 21	W	Pittsburgh	Collins
Dec. 28	L	at Indianapolis	Collins

**Divisional**

Jan. 10	L (P)	Baltimore	Collins
---------	-------	-----------	---------

**Young (1-0), Collins (12-3, 0-1)****2007 (10-6)**

Date	W-L	Opponent	Starter
Sept. 9	W	at Jacksonville	Young
Sept. 16	L	Indianapolis	Young
Sept. 24	W	at New Orleans	Young
Oct. 7	W	Atlanta	Young
Oct. 14	L	at Tampa Bay	Young
Oct. 21	W	at Houston	Collins
Oct. 28	W	Oakland	Young
Nov. 4	W	Carolina	Young
Nov. 11	L	Jacksonville	Young
Nov. 19	L	at Denver	Young
Nov. 25	L	at Cincinnati	Young
Dec. 2	W	Houston	Young
Dec. 9	L	San Diego	Young
Dec. 16	W	at Kansas City	Young
Dec. 23	W	N.Y. Jets	Young
Dec. 30	W	at Indianapolis	Young

**Wild Card**

Jan. 6	L (P)	at San Diego	Young
--------	-------	--------------	-------

**Young (9-6, 0-1), Collins (1-0)****2006 (8-8)**

Date	W-L	Opponent	Starter
Sept. 10	L	N.Y. Jets	Collins
Sept. 17	L	at San Diego	Collins
Sept. 24	L	at Miami	Collins
Oct. 1	L	Dallas	Young
Oct. 8	L	at Indianapolis	Young
Oct. 15	W	at Washington	Young
Oct. 29	W	Houston	Young
Nov. 5	L	at Jacksonville	Young
Nov. 12	L	Baltimore	Young
Nov. 19	W	at Philadelphia	Young
Nov. 26	W	N.Y. Giants	Young
Dec. 3	W	Indianapolis	Young
Dec. 10	W	at Houston	Young
Dec. 17	W	Jacksonville	Young
Dec. 24	W	at Buffalo	Young
Dec. 31	L	New England	Young

**Young (8-5), Collins (0-3)****2005 (4-12)**

Date	W-L	Opponent	Starter
Sept. 11	L	at Pittsburgh	McNair
Sept. 18	W	Baltimore	McNair
Sept. 25	L	at St. Louis	McNair
Oct. 2	L	Indianapolis	McNair
Oct. 9	W	at Houston	McNair
Oct. 16	L	Cincinnati	McNair
Oct. 23	L	at Arizona	Volek
Oct. 30	L	Oakland	McNair
Nov. 6	L	at Cleveland	McNair
Nov. 20	L	Jacksonville	McNair
Nov. 27	W	San Francisco	McNair
Dec. 4	L	at Indianapolis	McNair
Dec. 11	W	Houston	McNair
Dec. 18	L	Seattle	McNair
Dec. 24	L	at Miami	McNair
Jan. 1	L	at Jacksonville	Mauck

**McNair (4-10), Volek (0-1), Mauck (0-1)****2004 (5-11)**

Date	W-L	Opponent	Starter
Sept. 11	W	at Miami	McNair
Sept. 19	L	Indianapolis	McNair
Sept. 26	L	Jacksonville	McNair
Oct. 3	L	at San Diego	Volek
Oct. 11	W	at Green Bay	McNair
Oct. 17	L	Houston	McNair
Oct. 24	L	at Minnesota	McNair
Oct. 31	W	Cincinnati	Volek
Nov. 14	L	Chicago	Volek
Nov. 21	W	at Jacksonville	McNair
Nov. 28	L	at Houston	McNair
Dec. 5	L	at Indianapolis	Volek
Dec. 13	L	Kansas City	Volek
Dec. 19	L	at Oakland	Volek
Dec. 25	L	Denver	Volek
Jan. 2	W	Detroit	Volek

**Volek (2-6), McNair (3-5)****2003 (12-4)**

Date	W-L	Opponent	Starter
Sept. 7	W	Oakland	McNair
Sept. 14	L	at Indianapolis	McNair
Sept. 21	W	New Orleans	McNair
Sept. 28	W	at Pittsburgh	McNair
Oct. 5	L	at New England	McNair
Oct. 12	W	Houston	McNair
Oct. 19	W	at Carolina	McNair
Oct. 26	W	at Jacksonville	McNair
Nov. 9	W	Miami	McNair
Nov. 16	W	Jacksonville	McNair
Nov. 23	W	at Atlanta	McNair
Dec. 1	L	at N.Y. Jets	McNair
Dec. 7	L	at Indianapolis	McNair
Dec. 14	W	Buffalo	Volek
Dec. 21	W	at Houston	McNair
Dec. 28	W	Tampa Bay	O'Donnell

**Wild Card**

Jan. 3	W (P)	at Baltimore	McNair
--------	-------	--------------	--------

**Divisional**

Jan. 10	L (P)	at New England	McNair
---------	-------	----------------	--------

**McNair (10-4, 1-1), Volek (1-0), O'Donnell (1-0)****2002 (11-5)**

Date	W-L	Opponent	Starter
Sept. 8	W	Philadelphia	McNair
Sept. 15	L	at Dallas	McNair
Sept. 22	L	Cleveland	McNair
Sept. 28	L	at Oakland	McNair
Oct. 6	L	Washington	McNair
Oct. 13	W	Jacksonville	McNair
Oct. 27	W	at Cincinnati	McNair
Nov. 3	W	at Indianapolis	McNair
Nov. 10	W	Houston	McNair
Nov. 17	W	Pittsburgh	McNair
Nov. 24	L	at Baltimore	McNair
Dec. 1	W	at N.Y. Giants	McNair
Dec. 8	W	Indianapolis	McNair
Dec. 16	W	New England	McNair
Dec. 22	W	at Jacksonville	McNair
Dec. 29	W	at Houston	McNair

**Divisional**

Jan. 11	W (P)	Pittsburgh	McNair
---------	-------	------------	--------

**AFC Championship**

Jan. 19	L (P)	at Oakland	McNair
---------	-------	------------	--------

**McNair (11-5, 1-1)****2001 (7-9)**

Date	W-L	Opponent	Starter
Sept. 9	L	Miami	McNair

Sept. 23	L	at Jacksonville	O'Donnell
Oct. 7	L	at Baltimore	McNair
Oct. 14	W	Tampa Bay	McNair
Oct. 21	W	at Detroit	McNair
Oct. 29	L	at Pittsburgh	McNair
Nov. 4	W	Jacksonville	McNair
Nov. 12	L	Baltimore	McNair
Nov. 18	W	at Cincinnati	McNair
Nov. 25	L	Pittsburgh	McNair
Dec. 2	W	at Cleveland	McNair
Dec. 9	L	at Minnesota	McNair
Dec. 16	W	Green Bay	McNair
Dec. 22	W	at Oakland	McNair
Dec. 30	L	Cleveland	McNair
Jan. 6	L	Cincinnati	McNair

**McNair (7-8), O'Donnell (0-1)****2000 (13-3)**

Date	W-L	Opponent	Starter
Sept. 3	L	at Buffalo	McNair
Sept. 10	W	Kansas City	McNair
Sept. 24	W	at Pittsburgh	O'Donnell
Oct. 1	W	N.Y. Giants	McNair
Oct. 8	W	at Cincinnati	McNair
Oct. 16	W	Jacksonville	McNair
Oct. 22	W	at Baltimore	McNair
Oct. 30	W	at Washington	McNair
Nov. 5	W	Pittsburgh	McNair
Nov. 12	L	Baltimore	McNair
Nov. 19	W	Cleveland	McNair
Nov. 26	L	at Jacksonville	McNair
Dec. 3	W	at Philadelphia	McNair
Dec. 10	W	Cincinnati	McNair
Dec. 17	W	at Cleveland	McNair
Dec. 25	W	Dallas	McNair

**Divisional**

Jan. 7	L (P)	Baltimore	McNair
--------	-------	-----------	--------

**McNair (12-3, 0-1), O'Donnell (1-0)****1999 (13-3)**

Date	W-L	Opponent	Starter
Sept. 12	W	Cincinnati	McNair
Sept. 19	W	Cleveland	O'Donnell
Sept. 26	W	at Jacksonville	O'Donnell
Oct. 3	L	at San Francisco	O'Donnell
Oct. 10	W	Baltimore	O'Donnell
Oct. 17	W	at New Orleans	O'Donnell
Oct. 31	W	St. Louis	McNair
Nov. 7	L	at Miami	McNair
Nov. 14	W	at Cincinnati	McNair
Nov. 21	W	Pittsburgh	McNair
Nov. 28	W	at Cleveland	McNair
Dec. 5	L	at Baltimore	McNair
Dec. 9	W	Oakland	McNair
Dec. 19	W	Atlanta	McNair
Dec. 26	W	Jacksonville	McNair
Jan. 2	W	at Pittsburgh	McNair

**Wild Card**

Jan. 8	W (P)	Buffalo	McNair
--------	-------	---------	--------

**Divisional**

Jan. 16	W (P)	at Indianapolis	McNair
---------	-------	-----------------	--------

**AFC Championship**

Jan. 23	W (P)	at Jacksonville	McNair
---------	-------	-----------------	--------

**Super Bowl XXXIV**

Jan. 30	L (P)	St. Louis	McNair
---------	-------	-----------	--------

**McNair (9-2, 3-1), O'Donnell (4-1)**



## ALL-TIME ALL-PRO SELECTIONS

### AFL ALL-PRO

- 1960** George Blanda, QB (Honorable Mention, UPI)  
 Billy Cannon, RB (Second Team, UPI, OF)  
 Mike Dukes, LB (First Team, UPI)  
 Don Floyd, DE (Honorable Mention, UPI)  
 Bill Groman, E (First Team, UPI, OF)  
 Charlie Hennigan, RB (Honorable Mention, UPI)  
 Al Jamison, T (First Team, AP, Second Team OF)  
 Mark Johnston, S (First Team, AP, Second Team, UPI, OF)  
 Rich Michael, T (First Team, UPI, OF)  
 Dennit Morris, LB (Second Team OF, Honorable Mention, UPI)  
 Jim Norton, S (Honorable Mention, UPI)  
 Hugh Pitts, LB (Honorable Mention, UPI)  
 Dave Smith, (First Team, AP, UPI, OF)  
 Julian Spence, CB (First Team, UPI)  
 Orville Trask, DT (Second Team, UPI, OF)  
 Fred Wallner, T (Honorable Mention, UPI)
- 1961** Tony Banfield, CB (First Team, AP, UPI, OF, SN, Second Team, NY)  
 George Blanda, QB (First Team, AP, UPI, OF, SN, NY)  
 Billy Cannon, HB (First Team, AP, UPI, OF, SN, NY)  
 Don Floyd, DE (First Team, OF)  
 Bill Groman, E (First Team, AP, SN, Second Team, UPI, NY)  
 Charlie Hennigan, E (First Team, AP, UPI, OF, SN, NY)  
 Ed Husmann, DT (Second Team, UPI, NY)  
 Al Jamison, T (First Team, AP, UPI, OF, SN, NY)  
 Mark Johnston, S (First Team, NY)  
 Jim Norton, S (Second Team, UPI, NY)  
 Bob Schmidt, C (Second Team, OF)  
 Bob Talamini, G (Second Team, OF, UPI)  
 Charley Tolar, FB (Second Team, UPI, OF)
- 1962** Tony Banfield, CB, (First Team, AP, UPI, OF)  
 George Blanda, QB (Second Team, AP, UPI)  
 Doug Cline, OLB (Second Team, AP UPI)  
 Don Floyd, DE (First Team, AP, UPI, OF)  
 Charlie Hennigan, E (First Team, AP, UPI, OF)  
 Ed Husmann, DT (First Team AP, UPI)  
 Al Jamison, T (First Team, AP, UPI)  
 Jim Norton, S (First Team, UPI, Second Team, AP)  
 Bob Schmidt, C (Second Team, AP, UPI)  
 Bob Talamini, G (First Team UPI, OF)  
 Charley Tolar, FB (Second Team, AP, UPI)
- 1963** Tony Banfield, CB (First Team, AP, UPI, OF, PF)  
 George Blanda, QB (Second Team, AP, NY)  
 Doug Cline, OLB (Second Team, AP, NY, UPI)  
 Don Floyd, DE (Second Team, NY)  
 Fred Glick, S (First Team, AP, UPI, OF, NEA, NY)  
 Charlie Hennigan, E (Second Team, NEA, NY, Honorable Mention, AP)  
 Ed Husmann, DT (Second Team, UPI)  
 Bobby Jancik, S (Second Team, NY, Honorable Mention, AP, UPI)  
 Rich Michael, T (Honorable Mention, UPI)  
 Bob Schmidt, C (Second Team, UPI, NEA)  
 Bob Talamini, G (First Team, AP, OF, NEA, NY, Second Team, UPI)  
 Hogan Wharton, G (Honorable Mention, AP)
- 1964** Sonny Bishop, T (Second Team, UPI)  
 Sid Blanks, T (Second Team, UPI)  
 Don Floyd, DE (Second Team, UPI)  
 Fred Glick, S (First Team, OF, Second Team, NEA)  
 Charlie Hennigan, E (First Team, AP, UPI, NEA, OF, NY)  
 Pete Jaquess, CB (Second Team, AP)  
 Bob Talamini, G (First Team, NEA, OF, Second Team, AP, UPI, NY)
- 1965** Sonny Bishop, G (Second Team, NY)  
 Ode Burrell, RB (Second Team, NY)  
 Willie Frazier, TE (First Team, AP, UPI, OF, NEA, NY)  
 W.K. Hicks, CB (Second Team, AP, UPI, NY)  
 Bob Talamini, G (First Team, AP, UPI, OF, NY)
- 1966** Johnny Baker, OLB (Second Team, NEA)  
 George Blanda, K (Second Team, NY)  
 Walter Suggs, T (Second Team, UPI, NEA)  
 Bob Talamini, G (First Team, OF, Second Team, UPI, NEA, NY)
- 1967** Miller Farr, CB (First Team, AP, UPI, NEA, SN, FN, NY, DE)

### LEGEND

<b>AP</b> -	Associated Press
<b>CP</b> -	College & Pro Football Newsweekly
<b>DMN</b> -	Dallas Morning News
<b>DB</b> -	Dick Butkus Football Network
<b>DE</b> -	Detroit News
<b>DH</b> -	Don Heinrich (Pro Football Scouts)
<b>DP</b> -	Diet Pepsi Rookie Rookie of the Year
<b>DZ</b> -	Paul Zimmerman (N.Y. Post, 1969 -78; Sports Ill., 1979-present)
<b>FD</b> -	Football Digest
<b>FI</b> -	NFL Films
<b>FN</b> -	Football News
<b>FO</b> -	Gordon Forbes, USA Today
<b>FW</b> -	Pro Football Weekly
<b>FX</b> -	Larry Fox, N.Y. Daily News
<b>GN</b> -	Gannett News Service
<b>HF</b> -	Pro Football Hall of Fame
<b>JT</b> -	Joe Theismann
<b>NA</b> -	The National
<b>NBC</b> -	NBC Sports.com
<b>NEA</b> -	Newspaper Enterprise Association
<b>NY</b> -	New York Daily News
<b>OA</b> -	Bob Oates, L.A. Times
<b>OF</b> -	Official AFL Team
<b>PF</b> -	Pro Football Digest
<b>PK</b> -	Peter King, Sports Illust.
<b>RS</b> -	Pamela Robbins Scott
<b>SI</b> -	Sports Illustrated
<b>SN</b> -	The Sporting News
<b>TP</b> -	Topps All-Pro Team
<b>UPI</b> -	United Press International
<b>USA</b> -	USA Today
<b>WA</b> -	Pro Football Writers of America

- Hoyle Granger, RB (Second Team, AP, UPI, NEA)  
 Pat Holmes, DE (First Team, AP, UPI, NEA, FN, DE, Second Team, SN, NY)  
 Bobby Maples, C (Second Team, AP, UPI, NY)  
 Jim Norton, S (First Team, FN, DE, Second Team, AP, UPI, NY)  
 Walter Suggs, T (First Team, SN, FN, Second Team, AP, UPI, NEA)  
 Bob Talamini, G (First Team, AP, UPI, NEA, SN, FN, DE)  
 George Webster, OL (First Team, AP, UPI, NEA, SN, FN, NY, DE)
- 1968** Miller Farr, CB (First Team, PF, AP, UPI, NEA, SN, FN, NY, FW)  
 Hoyle Granger, RB (Second Team, FN)  
 Ken Houston, S (Second Team, SN, NEA)  
 Alvin Reed, TE (First Team, SN, FN, NY, Second Team, AP, UPI)  
 Walter Suggs, T (First Team, SN, Second Team, AP, UPI, NEA, FN)  
 George Webster, OLB (First Team, PF, WA, AP, UPI, NEA, SN, FN, NY, FW)
- 1969** Elvin Bethea, DE (Second Team, UPI)  
 Sonny Bishop, G (Second Team, SN, Honorable Mention, UPI)  
 Garland Boyette, MLB (Honorable Mention, UPI)  
 Miller Farr, CB (First Team, SN, Second Team, AP, UPI, NEA, NY, SI)  
 Hoyle Granger, RB (Second Team, SI, Honorable Mention, UPI, PF)  
 Ken Houston, S (First Team, NY, SI, Second Team, AP, UPI, SN,

## ALL-TIME ALL-PRO SELECTIONS

FN)  
 Alvin Reed, TE (First Team, SN, Second Team, AP, UPI, NEA, NY, SI, PF)  
 Tom Regner, G (Honorable Mention, UPI)  
 George Webster, OLB (First Team, WA, AP, UPI, NEA, SN, NY, SI, PF, Second Team, HF, NEA)  
 Walter Suggs, T (Second Team, AP, UPI, NEA, NY)

### NFL ALL-PRO

**1970** Ken Houston, S (Second Team, NEA)  
**1971** Ken Houston, S (First Team, DZ, TP, FW, Second Team, WA, NEA, FN)  
**1972** Ken Houston, S (Second Team, WA, NEA)  
**1973** Elvin Bethea, DE (Second Team, NEA)  
**1975** Elvin Bethea, DE (First Team, FN, CP, Second Team, AP, NEA)  
 Robert Brazile, OLB (First Team, DZ)  
 Curley Culp, DT (First Team, AP, WA, NEA, NY, FW)  
 Billy Johnson, KR (First Team, FW, Second Team, FN)  
**1976** Robert Brazile, OLB (First Team, WA, FN, NY, Second Team, AP)  
**1977** Robert Brazile, OLB (First Team, NEA, Second Team, AP)  
 Ken Burrough, WR (Second Team, AP, NEA)  
 Curley Culp, DT (Second Team, NEA)  
 Billy Johnson, KR (First Team, AP, WA, TP, NY, FX, CP, RS, FW)  
**1978** Elvin Bethea, DE (Second Team, NEA)  
 Robert Brazile, OLB (First Team, AP, WA, NEA, CP, FW)  
 Earl Campbell, RB (First Team, AP, WA, NEA, CP, DZ, NY, FX, FW)  
 Curley Culp, DT (Second Team, AP, NEA)  
**1979** Elvin Bethea, DE (Second Team, AP)  
 Robert Brazile, OLB (First Team, AP, FW, NEA, WA)  
 Earl Campbell, RB (First Team, AP, SN, FW, NEA, WA)  
 Curly Culp, DT (Second Team, AP)  
 Toni Fritsch, PK (First Team, AP, WA, NEA, DZ)  
 Leon Gray, T (First Team, AP, WA, NEA, CP, FW)  
 Vernon Perry, S (First Team, DZ)  
 Mike Reinfeldt, S (First Team, AP, WA, NEA, CP, NY, FX, FW)  
**1980** Gregg Bingham, ILB (First Team, FX)  
 Robert Brazile, OLB (First Team, WA, NEA, SN, CP, FD, FX, FW, Second Team, AP)  
 Earl Campbell, RB (First Team, AP, WA, NEA, SN, CP, FD, DZ, NY, FX, FW)  
 Leon Gray, T (First Team, AP, WA, SN, FD, FW, Second Team, NEA)  
 Bob Young, G (First Team, FD)  
**1981** Gregg Bingham, ILB (Honorable Mention, DH)  
 Robert Brazile, OLB (Second Team, AP, DH)  
 Earl Campbell, RB (First Team, CP, Second Team, DH)  
 Dave Casper, TE (Honorable Mention, DH)  
 Vernon Perry, S (First Team, CP, Honorable Mention, DH)  
**1982** Earl Campbell, RB (Honorable Mention, DH)  
 Dave Casper, TE (Honorable Mention, OA)  
**1983** Earl Campbell, RB (Honorable Mention, DH)  
 Mike Munchak, G (Second Team, NEA)  
**1984** Mike Munchak, G (Second Team, NEA, DH)  
**1985** Bo Eason, S (Second Team, NEA)  
 Bruce Matthews, T (Honorable Mention, DH)  
 Mike Munchak, T (First Team, FD, Second Team, AP, NEA, DH)  
**1986** Bruce Matthews, T (Third Team, GN)  
**1987** Keith Bostic, S (First Team, NEA, FD, FI, Second Team, AP, DH)  
 Ray Childress, DE (Honorable Mention, DH)  
 Ernest Givins, WR (Honorable Mention, DH)  
 Warren Moon, QB (Honorable Mention, DH)  
 Mike Munchak, G (First Team, AP, WA, NEA, SN, FO, FD, TP, DH)  
 Mike Rozier, RB (Honorable Mention, DH)  
**1988** Patrick Allen, CB (Honorable Mention, AP)  
 Keith Bostic, S (Honorable Mention, AP)  
 Ray Childress, DE (Second Team, AP, NEA, CP, FD, Honorable Mention, DH)  
 Jeff Donaldson, S (Second Team, CP, Honorable Mention, AP, DH)  
 Drew Hill, WR (First Team, DH, Honorable Mention, AP)  
 Bruce Matthews, G (First Team, AP, WA, SN, FD, FO, DZ, DH, FW, Second Team, NEA, CP)

Warren Moon, QB (Honorable Mention, DH)  
 Mike Munchak, G (First Team, WA, NEA, FO, FW, Second Team, AP)  
**1989** Ray Childress, DE (Second Team, AP, Honorable Mention, DH)  
 Bruce Matthews, G (First Team, AP, SN, DZ, FD, FI, FW, Second Team, NEA, CP)  
 Greg Montgomery, P (First Team, NEA, Honorable Mention, DH)  
 Warren Moon, QB (Honorable Mention, DH)  
 Mike Munchak, G (First Team, NEA, FO, Second Team, AP)  
 Eugene Seale, ST (First Team, FW)  
**1990** Ray Childress, DE (First Team, WA, CP, FO, DZ, SN, DH, Second Team, AP, NEA, NA, Honorable Mention, PK)  
 Ernest Givins, WR (Second Team, AP, Honorable Mention, DH, PK)  
 Drew Hill, WR (Honorable Mention, AP, DH)  
 Haywood Jeffires, WR (Second Team, CP, NA, Honorable Mention, DH)  
 Richard Johnson, CB (Second Team, CP, Honorable Mention, AP)  
 Terry Kinard, S (Honorable Mention, AP)  
 Bruce Matthews, G (First Team, AP, WA, NEA, CP, FO, SN, FI, DH, FW, Second Team, PK)  
 Bubba McDowell, S (Honorable Mention, AP, DH)  
 Greg Montgomery, P (Honorable Mention, AP, DH)  
 Warren Moon, QB (First Team, SN, FI, Second Team, AP, DH, Honorable Mention, FD, PK)  
 Mike Munchak, G (Second Team, AP, DH)  
**1991** Ray Childress, DT (First Team, NEA, CP, FO, FD, FI, DH, Honorable Mention, AP)  
 Cris Dishman, CB (First Team, AP, FO, FD, FI, DH, FW, Second Team, CP)  
 William Fuller, DE (Honorable Mention, AP, DH)  
 Haywood Jeffires, WR (First Team, AP, WA, FD, FI, Second Team, NEA, CP, DH)  
 Bruce Matthews, C (First Team, NEA, FD, FI, FW, Second Team, AP, CP)  
 Bubba McDowell, S (Second Team, AP, CP, DH)  
 Warren Moon, QB (Honorable Mention, AP, DH)  
 Mike Munchak, G (First Team, AP, WA, FW, CP, FD, Second Team, NEA, Honorable Mention, DH)  
 Bo Orlando, S (Honorable Mention, AP)  
 Al Smith, MLB (First Team, WA, FW, Second Team, CP, DH, Honorable Mention, AP)  
**1992** Ray Childress, DT (First Team, AP, WA, NEA, CP, FO, DZ, FI, JT)  
 Cris Dishman, S (Honorable Mention, AP)  
 William Fuller, DE (Honorable Mention, AP, JT)  
 Ernest Givins, WR (Honorable Mention, JT)  
 Haywood Jeffires, WR (Honorable Mention, AP, JT)  
 Bruce Matthews, C (First Team, AP, WA, NEA, SN, FD, JT, Second Team, CP)  
 Bubba McDowell, S (First Team, JT, Honorable Mention, AP)  
 Greg Montgomery, P (Honorable Mention, AP, JT)  
 Mike Munchak, G (Second Team, AP, CP, JT)  
 Al Smith, MLB (First Team, AP, FD, Second Team, NEA, CP, FO, Honorable Mention, JT)  
 Lorenzo White, RB (Honorable Mention, AP, JT)  
**1993** Ray Childress, DT (First Team, FO, Second Team, AP, CP, FD, Honorable Mention, JT)  
 Al Del Greco, K (Second Team, FD, Honorable Mention, AP)  
 Cris Dishman, CB (Honorable Mention, AP, JT)  
 Sean Jones, DE (Honorable Mention, AP, JT)  
 Bruce Matthews, C (First Team, WA, SN, CP, FD, FI, Second Team, AP)  
 Greg Montgomery, P (First Team, AP, WA, SN, CP, FD, FI, Honorable Mention, JT)  
 Warren Moon, QB (Honorable Mention, AP, JT)  
 Mike Munchak, G (First Team, FD, FI, Second Team, AP, CP)  
 Bo Orlando, S (Honorable Mention, AP)  
 Marcus Robertson, S (First Team, AP, SN, JT, Second Team, CP)  
 Webster Slaughter, WR (Honorable Mention, AP)  
 Al Smith, MLB (Honorable Mention, AP)  
**1994** Rich Camarillo, P (Honorable Mention, AP)  
 Bruce Matthews, C (Honorable Mention, AP)  
**1995** Michael Barrow, MLB (First Team, DZ)

## ALL-TIME ALL-PRO SELECTIONS

- Blaine Bishop, S (First Team, DZ, Second Team, FD, Honorable Mention, AP)  
 Darryll Lewis, CB (First Team, FD, TJ, Honorable Mention, AP)  
 Bruce Matthews, G (Second Team, BM, Honorable Mention, AP)  
 Mark Stepnoski, C (Honorable Mention, AP)
- 1996** Blaine Bishop, S (Honorable Mention, AP)  
 Al Del Greco, K (Honorable Mention, AP)  
 Cris Dishman, CB (Honorable Mention, AP)  
 Mel Gray, KR (Honorable Mention, AP)  
 Bruce Matthews, G, (First Team, DB, Second Team, AP, FD)  
 John Henry Mills, ST (Second Team, FI)  
 Mark Stepnoski, C (Second Team, AP, FD)
- 1997** Blaine Bishop, S (Honorable Mention, AP)  
 Brad Hopkins, T (First Team, DZ, Honorable Mention, AP)  
 Bruce Matthews, G (Honorable Mention, AP)  
 Marcus Robertson, S (First Team, DZ, Honorable Mention, AP)
- 1998** Craig Hentrich, P (First Team, AP, WA, CP, SN, FD, USA)  
 Bruce Matthews, G (First Team, AP, WA, SN, USA, Second Team, FD)  
 Frank Wycheck, TE (First Team, DZ, Second Team, CP, FD)
- 1999** Eddie George, RB (Second Team, AP, CP, FD)  
 Jevon Kearse, DE (First Team, AP, DZ, CP, SN, FD, FW, WA)  
 Bruce Matthews, G (First Team, AP, FD, FW, WA)  
 Jon Runyan, T (Second Team, AP, FD)
- 2000** Blaine Bishop, S (First Team, FD, Second Team, AP)  
 Keith Bulluck, ST (Second Team, FD)  
 Eddie George, RB (First Team, AP, CP, FD, FW, WA)  
 Jevon Kearse, DE (First Team, FO)  
 Derrick Mason, KR (First Team, AP, CP, DZ, FO, FW, SN, WA, Second Team, FD)  
 Bruce Matthews, G (First Team, AP, FW, SN, FD, WA)  
 Samari Rolle, CB (First Team, AP, CP, FD, FW, SN, WA)
- 2001** Frank Wycheck, TE (Second Team, AP)
- 2002** Keith Bulluck, LB (Second Team, AP)
- 2003** Keith Bulluck, LB (First Team, AP, DZ, FW, WA, PK)  
 Steve McNair, QB (Second Team, AP, FD, First Team, DZ)  
 Craig Hentrich, P (First Team, PD)
- 2004** Keith Bulluck, LB (First Team, DZ)
- 2007** Albert Haynesworth, DT (First Team, AP, DZ, FW, WA)  
 Rob Bironas, K (First Team, AP, SN, SI)
- 2008** Albert Haynesworth, DT (First Team, AP, SN, SI, NBC, DMN)  
 Cortland Finnegan, CB (First Team, AP, SN, SI, NBC, DMN)  
 Kevin Mawae, C (First Team, AP, NBC)  
 Michael Roos, OT (First Team, AP, SN, SI, DMN)  
 David Stewart, OT (Second Team, AP)
- 2009** Tony Brown, DT (SI)  
 Chris Johnson, RB (First Team, AP, SN, SI, FW/WA)  
 Michael Roos, OT (First Team, DMN, Second Team, AP)
- 2010** Michael Griffin, S (Second Team, AP)
- 2011** Michael Roos, OT (First Team, SN)
- 2013** Jurrell Casey, DT (Second Team, AP)  
 Alterraun Verner, CB (First Team, SI, Second Team, AP)
- 2016** Jack Conklin, T (First Team, AP)
- 2017** Kevin Byard, S (First Team, AP, WA)  
 Brett Kern, P (First Team, SN, Second Team, AP)  
 Taylor Lewan, T (First Team, SN)

### ALL-AFC

- 1970** Elvin Bethea, DE (Honorable Mention, UPI)  
 Glen Ray Hines, T (Honorable Mention, UPI)  
 Ken Houston, S (First Team, FW, Second Team, UPI)  
 Jerry LeVias, WR (Honorable Mention, UPI)  
 Zeke Moore, CB (Honorable Mention, UPI)  
 Ron Pritchard, OLB (Second Team, UPI)  
 Alvin Reed, TE (First Team, UPI, FW)  
 Walter Suggs, T (Honorable Mention, UPI)
- 1971** Elvin Bethea, DE (First Team, FW, Second Team, UPI)  
 Ken Houston, S (First Team, UPI, SN, FW)  
 Ron Pritchard, OLB (Second Team, UPI)
- 1972** Elvin Bethea, DE (First Team, SN, Second Team, UPI)  
 Ken Houston, S (Second Team, UPI)

- Guy Murdock, C (All-Rookie)  
 Mike Tilleman, DT (Honorable Mention, UPI)
- 1973** Gregg Bingham, LB (All-Rookie)  
 Elvin Bethea, DE (Second Team, UPI)  
 John Matuszak, DT (All-Rookie)
- 1974** Elvin Bethea, DE (First Team, FW, TP, Second Team, UPI)  
 Gregg Bingham, MLB (Honorable Mention, UPI)  
 Ken Burrough, WR (Honorable Mention, UPI)
- 1975** Elvin Bethea, DE (First Team, NY)  
 Robert Brazile, OLB (Second Team, UPI, All-Rookie)  
 Curley Culp, DT (First Team, AP, UPI, SN, FW, NY, TP)  
 Billy Johnson, KR (First Team, FW, TP)
- 1976** Elvin Bethea, DE (Honorable Mention, UPI)  
 Robert Brazile, OLB (First Team, UPI, SN, FW, NY, TP, PB)  
 Curley Culp, DT (First Team, SN, FW, TP, PB, Second Team, UPI)
- 1977** Elvin Bethea, DE (Honorable Mention, UPI)  
 Robert Brazile, OLB (Second Team, UPI)  
 Ken Burrough, WR (Second Team, UPI)  
 Rob Carpenter, RB (All-Rookie)  
 Curley Culp, DT (First Team, FW, Honorable Mention, UPI)  
 Bill Currier, DB (All-Rookie)  
 Billy Johnson, KR (First Team, FW, NY)  
 George Reihner, G (All-Rookie)
- 1978** Elvin Bethea, DE (First Team, UPI, FW, NY, FX)  
 Robert Brazile, OLB (First Team, UPI, SN, FW, FX, TP)  
 Earl Campbell, RB (First Team, UPI, SN, FW, NY, FX, TP, All-Rookie)  
 Curley Culp, DT (Second Team, UPI)  
 Greg Sampson, T (Second Team, UPI)
- 1979** Jesse Baker, DE (All-Rookie)  
 Robert Brazile, OLB (First, UPI, SN, FW)  
 Earl Campbell, RB (First Team, UPI, SN, FW, NY, FX, TP)  
 Curley Culp, DT (Second Team, UPI)  
 Toni Fritsch, PK (First Team, UPI, SN, FW, NY, FX, TP)  
 Leon Gray, T (First Team, UPI, SN, FW)  
 Carl Mauck, C (Second Team, UPI)  
 Vernon Perry, S (All-Rookie)  
 Mike Reinfeldt, S (First Team, UPI, SN, FW, NY, FX, TP)
- 1980** Gregg Bingham, ILB (First Team, FX)  
 Robert Brazile, OLB (First Team, UPI, FW, NY, FX, TP, PB)  
 Earl Campbell, RB (First Team, UPI, FW, NY, FX, TP, PB)  
 Leon Gray, T (First Team, UPI, FW, TP)  
 Carl Mauck, C (First Team, FX, Honorable Mention, UPI)  
 Vernon Perry, S (Second Team, UPI)  
 Mike Reinfeldt, S (Second Team, UPI)  
 Carl Roaches, KR (All-Rookie)  
 Greg Stenrick, CB (Second Team, UPI)
- 1981** Robert Brazile, OLB (First Team, TP, Second Team, UPI)  
 Earl Campbell, RB (First Team, FX, NY, Second Team, UPI)  
 Leon Gray, T (Second Team, UPI)  
 Vernon Perry, S (First Team, FX)  
 Carl Roaches, KR (First Team, FW, TP)
- 1982** Robert Brazile, OLB (First Team, UPI)
- 1983** Steve Brown, CB (All-Rookie)  
 Bruce Matthews, T (All-Rookie)  
 Harvey Salem, T (All-Rookie)  
 Tim Smith, WR (First Team, FW)  
 Brian Sochia, DT (All-Rookie)
- 1984** Warren Moon (All-Rookie)  
 Mike Munchak, G (First Team, FW, Second Team, UPI)  
 Dean Steinkuhler, T (All-Rookie)
- 1985** Ray Childress, DE (All-Rookie, WA)  
 Mike Munchak, G (First Team, FN, Second Team, FN, UPI)
- 1986** Ray Childress, DE (First Team, FN)  
 Ernest Givins, WR (All-Rookie, FW, WA)
- 1987** Keith Bostic, S (First Team, UPI, FW)  
 Mike Munchak, G (First Team, UPI, FW, FN)  
 Mike Rozier, RB (Second Team, UPI)
- 1988** Ray Childress, DE (First Team, UPI, FW)  
 Drew Hill, WR (Second Team, UPI)  
 Bruce Matthews, G (First Team, UPI, FW, FN)  
 Warren Moon, QB (Second Team, UPI)



## ALL-TIME ALL-PRO SELECTIONS

	Mike Munchak, G (First Team, FW, Second Team, UPI) Eugene Seale, ST (First Team, FW)		
<b>1989</b>	Ray Childress, DE (Second Team, UPI) John Grimsley, ILB (Second Team, UPI) Bruce Matthews, G (First Team, UPI, FW, FN) Bubba McDowell, CB (All-Rookie, FW, WA) Greg Montgomery, P (First Team, UPI, FW) Warren Moon, QB (First Team, UPI, FN) Mike Munchak, G (First Team, UPI, FW) Tony Zendejas, K (Second Team, UPI)	<b>1996</b>	Blaine Bishop, S (Second Team, UPI) Al Del Greco, K (Second Team, UPI) Eddie George, RB (Second Team, UPI, All-Rookie, FW, WA) Bruce Matthews, G (First Team, UPI, FW, FN) John Henry Mills, ST (First Team, FW) Mark Stepnoski, C (Second Team, UPI)
<b>1990</b>	Ray Childress, DT (First Team, FN, Second Team, UPI) Ernest Givins, WR (First Team, UPI) Drew Hill, WR (First Team, FN, Second Team, UPI) Bruce Matthews, G (First Team, UPI, FW, FN) Warren Moon, QB (First Team, UPI, FW, FN) Mike Munchak, G (First Team, FN, Second Team, UPI)	<b>1997</b>	Kenny Holmes, DE (All-Rookie, FW, WA) Bruce Matthews, G (First Team, FW, FN)
<b>1991</b>	Ray Childress, DT (First Team, UPI, FW) Cris Dishman, CB (First Team, UPI, FW, FN) John Flannery, G/C (All-Rookie, FW, WA) William Fuller, DE (First Team, UPI, FW, FN) Haywood Jeffires, WR (First Team, UPI, FW, FN) Bruce Matthews, C (First Team, FW) Mike Munchak, G (First Team, UPI, FW, FN) Al Smith, (First Team, UPI, FW, FN)	<b>1998</b>	Craig Hentrich, P (First Team, FW, FN) Kevin Long, C (All-Rookie, FW, WA) Bruce Matthews, G (First Team, FW, FN)
<b>1992</b>	Ray Childress, DT (First Team, FW) Haywood Jeffires, WR (First Team, UPI, FW, FN) Bruce Matthews, C (First Team, UPI, FW, FN) Greg Montgomery, P (First Team, UPI) Mike Munchak, G (First Team, UPI, FW, FN) Eddie Robinson, LB (All-Rookie, FW, WA) Al Smith, MLB (First Team, FW, FN)	<b>1999</b>	Eddie George, RB (First Team, FW) Jevon Kearse, DE (First Team, FW, FN, All-Rookie, FW, WA) Bruce Matthews, G (First Team, FW, FN) John Thornton, DT (All-Rookie, FW, WA)
<b>1993</b>	Ray Childress, DT (First Team, UPI, FW, FN) Brad Hopkins, T (All-Rookie, FW, WA) Bruce Matthews, C (First Team, UPI, FW, FN) Greg Montgomery, P (First Team, UPI, FW, FN) Mike Munchak, G (First Team, UPI, FW, FN)	<b>2000</b>	Blaine Bishop, S (First Team, FN) Eddie George, RB (First Team, FN, FW) Brad Hopkins, T (First Team, FW) Derrick Mason, KR (First Team, FN, FW), PR (First Team, FW) Bruce Matthews, G (First Team, FN, FW) Samari Rolle, CB (First Team, FW, FN)
<b>1995</b>	Blaine Bishop, S (First Team, UPI, FW, FN) Darryll Lewis, CB (First Team, FN, Second Team, UPI) Bruce Matthews, G (First Team, UPI, FW, FN) Marcus Robertson, S (First Team, UPI, FW) Chris Sanders, WR (All-Rookie, FW, WA) Gary Walker, DT (All-Rookie, FW, WA)	<b>2002</b>	Jeff Fisher (Coach of the Year, FD) Steve McNair, QB (First Team, SI) (3rd in MVP voting, AP) Carlos Hall, DE (All-Rookie, FW, WA) Keith Bulluck, LB (First Team, FW, FD) (Second Team All-Pro, AP) Lance Schulters, S (First Team, FW) Kevin Carter, DE (Second Team, FD)
		<b>2003</b>	Keith Bulluck, LB (First Team, FW) Craig Hentrich, P (First Team, FW)
		<b>2004</b>	Jacob Bell, G (All-Rookie, FW, WA)
		<b>2005</b>	Pacman Jones, CB/PR/KR (All-Rookie, CP, FW, WA)
		<b>2006</b>	Vince Young, QB (All-Rookie, PF, WA)
		<b>2007</b>	Kevin Mawae, C (First Team, PK)
		<b>2008</b>	Cortland Finnegan, CB (First Team, WA) Chris Johnson, RB (First Team, WA, All-Rookie, FW, WA, SN) Kevin Mawae, C (First Team, WA)
		<b>2009</b>	Chris Johnson, RB (First Team, WA)
		<b>2010</b>	Marc Mariani, PR/KR (All-Rookie, FW, WA, SN)
		<b>2013</b>	Jurrell Casey, DT (First Team, WA)
		<b>2016</b>	DeMarco Murray, RB (First Team, WA)
		<b>2017</b>	Kevin Byard, S (First Team, WA) Brett Kern, P (First Team, WA)



Punter Brett Kern was named second-team AP All-Pro and earned his first career Pro Bowl invitation in 2017.

## ALL-TIME PRO BOWL SELECTIONS

*(Number of individual Pro Bowls selected in parenthesis)*

### AFL ALL-STARs

**1961** Tony Banfield, CB (1)  
George Blanda, QB (1)  
Billy Cannon, HB (1)  
Don Floyd, DE (1)  
Charlie Hennigan, E (1)  
Ed Husmann, DT (1)  
Al Jamison, T (1)  
Mark Johnston, S (1)  
Bob McLeod, E (1)  
Dennit Morris, LB (1)  
Bob Schmidt, C (1)  
Charley Tolar, FB (1)

**1962** Tony Banfield, CB (2)  
George Blanda, QB (2)  
Willard Dewveall, E (1)  
Don Floyd, DE (2)  
Fred Glick, S (1)  
Charlie Hennigan, E (2)  
Ed Husmann, DT (2)  
Al Jamison, T (2)  
Rich Michael, T (1)  
Jim Norton, S (1)  
Bob Schmidt, C (2)  
Bob Talamini, G (1)  
Charley Tolar, FB (2)

**1963** Tony Banfield, CB (3)  
George Blanda, QB (3)  
Fred Glick, S (2)  
Charlie Hennigan, E (3)  
Ed Husmann, DT (3)  
Rich Michael, T (2)  
Jim Norton, S (2)  
Bob Schmidt, C (3)  
Bob Talamini, G (2)  
Sid Blanks, RB (1)  
Don Floyd, DE (3)  
Fred Glick, S (3)  
Charlie Hennigan, E (4)  
Pete Jaquess, CB (1)  
Bob Talamini, G (3)

**1965** Ode Burrell, RB (2)  
Willie Frazier, TE (1)  
Charlie Hennigan, E (5)  
Bob Talamini, G (4)

**1966** Charles Frazier, E (1)  
W.K. Hicks, CB (1)  
Bob Talamini, G (5)

**1967** Woody Campbell, RB (1)  
Miller Farr, CB (1)  
Hoyle Granger, RB (1)  
Pat Holmes, DE (1)  
Jim Norton, S (3)  
Walter Suggs, T (1)  
Bob Talamini, G (6)  
George Webster, LB (1)

**1968** Sonny Bishop, G (1)

Garland Boyette, MLB (1)  
Miller Farr, CB (2)  
Hoyle Granger, RB (2)  
Glen Ray Hines, T (1)  
Pat Holmes, DE (2)  
Bobby Maples, C (1)  
Alvin Reed, TE (1)  
Walter Suggs, T (2)  
George Webster, LB (2)

**1969** Jim Beirne, WR (1)  
Elvin Bethea, DE (1)  
Garland Boyette, MLB (2)  
Miller Farr, CB (3)  
Glen Ray Hines, T (2)  
Ken Houston, S (2)  
Jerry LeVias, WR (1)  
Zeke Moore, CB (1)  
Alvin Reed, TE (2)  
George Webster, LB (3)

### AFC PRO BOWL

**1970** Ken Houston, S (3)  
Zeke Moore, CB (2)

**1971** Elvin Bethea, DE (2)  
Ken Houston, S (4)

**1972** Elvin Bethea, DE (3)  
Ken Houston, S (5)

**1973** Elvin Bethea, DE (4)

**1974** Elvin Bethea, DE (5)

**1975** Elvin Bethea, DE (6)  
Ken Burrough, WR (1)  
Curley Culp, DT (1)  
Billy Johnson, KR (1)  
Dan Pastorini, QB (1)

**1976** Robert Brazile, OLB (1)  
Curley Culp, DT (2)

**1977** Robert Brazile, OLB (2)  
Ken Burrough, WR (2)  
Curley Culp, DT (3)  
Billy Johnson, KR (2)

**1978** Elvin Bethea, DE (7)  
Robert Brazile, OLB (3)  
Earl Campbell, RB (1)  
Curley Culp, DT (4)

**1979** Elvin Bethea, DE (8)  
Robert Brazile, OLB (4)  
Earl Campbell, RB (2)  
Toni Fritsch, K (1)  
Leon Gray, T (1)  
Mike Reinfeldt, S (1)

**1980** Robert Brazile, OLB (5)  
Dave Casper, TE (1)  
Earl Campbell, RB (3)  
Greg Stemrick, CB (1)

**1981** Robert Brazile, OLB (6)  
Earl Campbell, RB (4)  
Leon Gray, T (2)  
Carl Roaches, KR (1)

**1982** Robert Brazile, OLB (7)

**1983** Earl Campbell, RB (5)

**1984** Mike Munchak, G (1)

**1985** Mike Munchak, G (2)

**1987** Keith Bostic, S (1)  
Mike Munchak, G (3)  
Mike Rozier, RB (1)

**1988** Keith Bostic, S (2)  
Ray Childress, DE (1)  
John Grimsley, ILB (1)  
Drew Hill, WR (1)  
Bruce Matthews, G (1)  
Warren Moon, QB (1)  
Mike Munchak, G (4)  
Mike Rozier, RB (2)

**1989** Bruce Matthews, G (2)  
Warren Moon, QB (2)  
Mike Munchak, G (5)

**1990** Ray Childress, DT (2)  
Ernest Givins, WR (1)  
Drew Hill, WR (2)  
Bruce Matthews, G (3)  
Warren Moon, QB (3)  
Mike Munchak, G (6)

**1991** Ray Childress, DT (3)  
Cris Dishman, CB (1)  
William Fuller, DE (1)  
Haywood Jeffires, WR (1)  
Bruce Matthews, C (4)  
Warren Moon, QB (4)  
Mike Munchak, G (7)  
Al Smith, MLB (1)

**1992** Ray Childress, DT (4)  
Curtis Duncan, WR (1)  
Ernest Givins, WR (2)  
Haywood Jeffires, WR (2)  
Bruce Matthews, C (5)  
Warren Moon, QB (5)  
Mike Munchak, G (8)  
Al Smith, MLB (2)  
Lorenzo White, RB (1)

**1993** Ray Childress, DT (5)  
Haywood Jeffires, WR (3)  
Sean Jones, DE (1)  
Bruce Matthews, C (6)  
Greg Montgomery, P (1)  
Warren Moon, QB (6)  
Mike Munchak, G (9)  
Webster Slaughter, WR (2,1)

**1994** Bruce Matthews, C (7)

**1995** Blaine Bishop, S (1)  
Darryll Lewis, CB (1)  
Bruce Matthews, C (8)  
Mark Stepnoski, C (4, 1)

**1996** Blaine Bishop, S (2)  
Bruce Matthews, G (9)  
John Henry Mills, ST (1)  
Mark Stepnoski, C (5, 2)

**1997** Blaine Bishop, S (3)  
Eddie George, RB (1)  
Bruce Matthews, G (10)

**1998** Eddie George, RB (2)

Craig Hentrich, P (1)  
Bruce Matthews, G (11)  
Frank Wycheck, TE (1)

**1999** Eddie George, RB (3)  
Jevon Kearse, DE (1)  
Frank Wycheck, TE (2)  
Bruce Matthews, G (12)

**2000** Blaine Bishop, S (4)  
Eddie George, RB (4)  
Brad Hopkins, T (1)  
Jevon Kearse, DE (2)  
Derrick Mason, KR (1)  
Bruce Matthews, G (13)  
Steve McNair, QB (1)  
Samari Rolle, CB (1)  
Frank Wycheck, TE (3)

**2001** Bruce Matthews, G (14)  
Jevon Kearse, DE (3)  
Kevin Carter, DE (2, 1)

**2002** Kevin Carter, DE (2, 1)

**2003** Steve McNair, QB (2)  
Keith Bulluck, LB (1)  
Brad Hopkins, OT (2)  
Craig Hentrich, P (2)  
Derrick Mason, WR (2)

**2005** Steve McNair, QB (3)  
Kyle Vanden Bosch, DE (1)

**2006** Vince Young, QB (1)

**2007** Rob Bironas, K (1)  
Albert Haynesworth, DT (1)  
Kyle Vanden Bosch, DE (2)

**2008** Cortland Finnegan, CB (1)  
Albert Haynesworth, DT (2)  
Kevin Mawae, C (7, 1)  
Chris Hope, S (1)  
Chris Johnson, RB (1)  
Michael Roos, OT (1)  
Kerry Collins, QB (2, 1)  
Michael Griffin, S (1)

**2009** Chris Johnson, RB (2)  
Kevin Mawae, C (8, 2)  
Kyle Vanden Bosch, DE (3)  
Vince Young, QB (2)

**2010** Jason Babin, DE (1)  
Michael Griffin, S (2)  
Chris Johnson, RB (3)  
Marc Mariani, KR/PR (1)

**2013** Alterraun Verner, CB (1)

**2015** Jurrell Casey, DT (1)  
Delanie Walker, TE (1)

**2016** DT Jurrell Casey (2)  
T Taylor Lewan (1)  
RB DeMarco Murray (3, 1)  
OLB Brian Orakpo (4, 1)  
TE Delanie Walker (2)

**2017** S Kevin Byard (1)  
DT Jurrell Casey (3)  
P Brett Kern (1)  
T Taylor Lewan (2)  
ST Brynden Trawick (1)  
TE Delanie Walker (3)



## FRANCHISE PRO FOOTBALL HALL OF FAMERS

### **GEORGE BLANDA**

QUARTERBACK/KICKER • 6'2" • 215 lbs • COLLEGE: KENTUCKY  
NFL SEASONS: 26 • YEARS WITH OILERS: 7 (1960-66)  
HOMETOWN: YOUNGWOOD, PA. • BORN: SEPT. 27, 1927  
GAMES PLAYED: 340 • HALL OF FAME INDUCTION: 1981

George Blanda, who came out of retirement with the emergence of the American Football League in 1960, was the offensive catalyst for the explosive Oiler squads of the early 1960s. He played quarterback and handled the placekicking chores in Columbia blue for seven of his NFL-record 26 seasons in the league. Blanda was the team's leading passer and scorer in each of those seven seasons and still owns franchise records for most extra points (299), most touchdown passes in a season (36) and most touchdown passes in a game (7). He is also third in points scored with 596. The 36 scoring tosses stood as an NFL record for an astounding 23 years. Blanda's NFL career records included most games (340), most points (2,002) and most extra points (943). He also passed for 236 touchdowns. Blanda captained the Oilers to two consecutive AFL titles in 1960 and 1961, earning AFL Player of the Year honors in 1961. Blanda's career was divided into three distinct parts, 10 years with the Chicago Bears, seven seasons with the Houston Oilers and nine years with the Oakland Raiders. In 1970, he became the oldest quarterback to play in a title game. He was just a month shy of his 49th birthday when he retired before the 1976 season. Blanda passed away at age 83 on Sept. 27, 2010.

### **KEN HOUSTON**

SAFETY • 6'3" • 197 lbs • COLLEGE: PRAIRIE VIEW A&M  
NFL SEASONS: 14 • YEARS WITH OILERS: 6 (1967-72)  
HOMETOWN: LUFKIN, TEXAS • BORN: NOV. 12, 1944  
GAMES PLAYED: 196 • HALL OF FAME INDUCTION: 1986

Considered one of the best safeties in football history, Ken Houston picked off 49 passes (898 yards), recovered 21 fumbles and scored 12 touchdowns over his 14-season NFL career, earning Pro Bowl honors 12 consecutive times (1968-69 AFL, 1970-79 NFL). Houston returned an NFL-record nine interceptions for a touchdown in his six seasons as an Oiler. Four of those scores came in 1971, tying an NFL record. He returned two in one game against San Diego in the 1971 season finale, which also ties an NFL mark. His other three touchdowns came on a punt return, a fumble return and a blocked field goal return. Houston also holds the Oilers record for most career interception return yards with 650. With a long, fluid stride, Houston had excellent speed and quickness. His 6-3, 197-pound frame made him an ideal pass defender. Yet his lean, muscular body helped him to become a punishing tackler. Originally a ninth-round draft choice out of Prairie View A&M, Houston earned a starter's role by the third game of his rookie season. Two weeks later in a game against the New York Jets, he scored two touchdowns, one on a 71-yard blocked field goal attempt, and the other on a 43-yard interception return. After excelling for six years with the Oilers, Ken was traded to the Redskins for five veteran players in 1973. The Redskins once referred to Houston as "pro football's most underrated superstar," but his capabilities were widely recognized. He won all-league acclaim with the Oilers in 1969 and 1971, and then was either All-Pro or All-NFC with the Redskins every year from 1973 to 1979. He was selected for either the AFL All-Star game or the AFC-NFC Pro Bowl 12 straight seasons from 1968 through 1979. He played in 183 consecutive games before suffering a broken arm against the New York Giants Nov. 25, 1979.

### **EARL CAMPBELL**

RUNNING BACK • 5'11" • 232 lbs • COLLEGE: TEXAS  
NFL SEASONS: 8 • YEARS WITH OILERS: 7 (1978-84)  
HOMETOWN: TYLER, TEXAS • BORN: MARCH 29, 1955  
GAMES PLAYED: 115 • HALL OF FAME INDUCTION: 1991

Earl Campbell, a 5-11, 232-pound ball-carrying dynamo from the University of Texas, joined the Houston Oilers as the first player taken in the 1978 National Football League Draft. The first player to earn All-Southwest Conference honors four years, Campbell was a consensus All-America

and the Heisman Trophy winner in 1977. Campbell took the NFL by storm from the outset. In 1978, he was named the NFL's Most Valuable Player, All-Pro, and Rookie of the Year. He won the league rushing championship with a club-record 1,450 yards and was named to the AFC Pro Bowl squad. It was more of the same the next two years with NFL rushing titles, MVP honors, and consensus All-Pro acclaim each season. He followed his rookie campaign with 1,697 yards in 1979, but his finest year came in 1980 when he rushed for 1,934 yards, which at the time was second only to O. J. Simpson's 2,003 yards gained in 1973. That year, Campbell gained over 200 yards in four games. In 1981, he won his fourth straight AFC rushing title with 1,376 yards. A sensational runner, Campbell was picked for the Pro Bowl five of his first six NFL seasons (1978-81, 1983). In his eight-year career, which finished in New Orleans, Campbell rushed 2,187 times for 9,407 yards, and 74 touchdowns, retiring as the NFL's seventh all-time leading rusher. He also gained 806 yards on 121 receptions to bring his career combined net yards total to 10,213. He set Oilers records for most career yards (8,574), most career attempts (1,979), most touchdown runs (73) and most consecutive games with a rushing touchdown (5). His most famous performance came in a Monday night game against Miami in his rookie season. That night, he rushed for 199 yards and four touchdowns to lead the Oilers to a spectacular 35-30 victory. In spite of the constant pounding he took from opposing defenders, Earl missed only six games out of 115 because of injuries. Midway into his seventh season, he was traded by the Oilers to the New Orleans Saints for a first-round draft pick. He played a season and a half with the Saints before retiring after the 1985 campaign. Campbell is one of just four people officially designated a Texas Legend by the Texas State Legislature. The others are Davy Crockett, Sam Houston and Stephen F. Austin. Campbell was the only designee of the 20th century.

### **CHARLIE JOINER**

WIDE RECEIVER • 5'11" • 188 lbs • COLLEGE: GRAMBLING  
NFL SEASONS: 18 • YEARS WITH OILERS: 4 (1969-72)  
HOMETOWN: MANY, LA. • BORN: OCT. 14, 1947  
GAMES PLAYED: 239 • HALL OF FAME INDUCTION: 1996

Charlie Joiner played 18 seasons in the NFL, including his first four with the Houston Oilers. One of the league's most prolific receivers, he amassed 750 career receptions for 12,146 yards and 65 touchdowns, ranking as the league's leading receiver of all-time when he retired at the age of 39 in 1986. His 18 seasons played were longer than any other wide receiver in history at the time of his retirement. The Oilers originally targeted Joiner for the defensive backfield when they picked the 5-11, 180-pounder from Grambling in the fourth round of the 1969 AFL-NFL Draft. Joiner played briefly on defense and the kickoff return team but soon became established as a premier pass catcher. Joiner caught 82 of his 750 career passes as an Oiler, totaling 1,480 yards and 12 touchdowns. He paced the squad with 681 yards and seven touchdown grabs in 1971. In his fourth season in 1972, Houston sent him to the Cincinnati Bengals in a four-player swap. Four years later in 1976, he was traded to San Diego. With the Chargers, Joiner blossomed into super-stardom. He and quarterback Dan Fouts formed a lethal pass-catch team that accounted for the preponderance of his 586 receptions as a Charger. During his 11 years in San Diego, Joiner caught 50 or more passes seven times and had 70 or more receptions three seasons. Injuries cut into his playing time at the beginning, but in a 193-game span over his final 13 seasons, Joiner missed only one game. He was an All-NFL pick in 1980 and a Pro Bowl choice three times. In the 1980 AFC title game, he led the Chargers with six receptions for 130 yards and two touchdowns. Blessed with excellent speed and tantalizing moves, Joiner averaged 16.2 yards per catch and accounted for 12,146 yards and 65 touchdowns. When he was inducted into the Pro Football Hall of Fame in 1996, Joiner ranked fifth in receptions and sixth in receiving yardage on the NFL's all-time list. Joiner was once described by San Francisco 49ers coaching great Bill Walsh as "the most intelligent, the smartest, the most calculating receiver the game has ever known."

## FRANCHISE PRO FOOTBALL HALL OF FAMERS

### MIKE MUNCHAK

GUARD • 6'3" • 281 lbs • COLLEGE: PENN STATE  
NFL SEASONS: 12 • YEARS WITH OILERS: 12 (1982-93)  
HOMETOWN: SCRANTON, PA. • BORN: MARCH 5, 1960  
GAMES PLAYED: 159 • HALL OF FAME INDUCTION: 2001

Mike Munchak was the eighth player overall and the first offensive lineman chosen in the 1982 National Football League draft. Selected by the Oilers, the former Penn State standout was an immediate success with the Houston club, earning the starting left guard spot in his first training camp. The 6-3, 281-pound lineman wasted little time establishing himself as one of the premier guards in the NFL. In 1984, in just his third year in the league, he was named to the first of seven All-AFC teams. That same year he received the first of nine Pro Bowl invitations. Not coincidentally, the Oilers' on-the-field successes increased as Munchak's development and experience increased. From their dismal 1-8 record in the strike-shortened 1982 season, the Oilers improved nearly every year that Munchak played. Along the way, the team advanced to the playoffs seven consecutive years (1987-1993) and captured the 1991 and 1993 AFC Central Divisional crowns. Munchak was a devastating blocker and considered the key to an offensive line that kept the Oilers at or near the top of the NFL's offensive statistical categories. In 1988 he led the Oilers' offensive line that gave up just 24 quarterback sacks which was third in the NFL. It was also the fewest sacks allowed by the team in 10 seasons. The following season the offensive line held opponents to no sacks in six games. In 1991, the Oilers offensive line finished second in the AFC and fourth in the NFL in the fewest quarterback sacks allowed. Behind the Munchak-led line, Houston led the NFL in total offense in 1990 and passing offense in 1990 and 1991. The Oilers finished second in points scored in 1990 and second in total offense in 1991. Equally effective as a run blocker, Munchak led the Oilers offensive charge in 1993 as the team finished fourth in the NFL in both average gain per rushing play (4.4) and average gain per offensive play (5.3). Although he suffered from chronic knee problems, Munchak played in 159 regular season games. His 12 seasons with the Oilers tied him for second longest in the franchise's history at the time of his retirement. He became the first player inducted into the Hall of Fame who played his entire career with the Oilers. Long-time teammate Bruce Matthews presented Munchak for induction.

### ELVIN BETHEA

DEFENSIVE END • 6'2" • 260 lbs • COLLEGE: NORTH CAROLINA A&T  
NFL SEASONS: 16 • YEARS WITH OILERS: 16 (1968-83)  
HOMETOWN: TRENTON, N.J. • BORN: MARCH 1, 1946  
GAMES PLAYED: 210 • HALL OF FAME INDUCTION: 2003

Defensive end Elvin Bethea, an eight-time Pro Bowl selection during his outstanding career with the Houston Oilers, was named to the five-man class of the 2003 Pro Football Hall of Fame that included running back Marcus Allen, guard Joe DeLamielleure, wide receiver James Lofton, and coach Hank Stram. A third-round draft pick in 1968 (77th player overall) Bethea played in 210 games over 16 seasons, never missing a game until breaking his arm on Nov. 13, 1977. He was considered a "steal" in a draft class that produced three future Hall of Fame players in Larry Csonka, Art Shell, and Ron Yary. When he retired, he held three team records relating to career service: most seasons (16), most career regular season games played (210), and most consecutive regular season games played (135). Having led the team in sacks in six seasons, Bethea's unofficial 105-career sack total still ranks first in franchise history, including his team-best 17 sacks in 1973. He recorded four sacks and a fumble recovery in his best single game performance against San Diego in 1976. He played in eight playoff games and posted 691 career tackles. Bethea also played in eight Pro Bowls (1970, 1972-1976, 1979, 1980) and earned All-Pro second-team honors in 1973, 1975, 1978, and 1979. More than just a pass rusher, Bethea was also effective against the run. Eventhough 1974 was the first year such statistics were compiled by the Oilers, his 691 career tackles, are still among the best in franchise history, even excluding the first six years of his career. "When people ask me who the best guy I ever played against was I always tell them Elvin Bethea and Lyle Alzado because both

of them were complete ballplayers," said Art Shell, Hall of Fame member of the Oakland Raiders. "Elvin was one of the quickest guys I've ever been around. We always had to double-team him. There were times when I was supposed to block him when he would get by me so quick. And then Gene Upshaw was supposed to pick him up and he also got by him so quick that we would get back to the huddle and Upshaw would say, 'Did you see that?' and I'd say, 'Yeah, I saw that. He just beat the heck out of me too!' Elvin was just a great player."

### WARREN MOON

QUARTERBACK • 6'3" • 212 lbs • COLLEGE: WASHINGTON  
NFL SEASONS: 17 • YEARS WITH OILERS: 10 (1984-93)  
HOMETOWN: LOS ANGELES, CALIF. • BORN: NOVEMBER 18, 1956  
GAMES PLAYED: 208 • HALL OF FAME INDUCTION: 2006

Warren Moon, the fourth leading passer in NFL history, was inducted into the 2006 class of the Pro Football Hall of Fame. Moon played 10 years (1984-93) with the Oilers/Titans organization and holds the franchise records for passing yards (33,685) and touchdowns (196), while leading the Oilers to seven consecutive playoff appearances from 1987-93. During a 17-year NFL career, Moon played for the Houston Oilers, Minnesota Vikings, Seattle Seahawks and Kansas City Chiefs and amassed 49,325 passing yards, 291 touchdowns and 102 wins. He earned nine Pro Bowl invitations (tied for the most by a quarterback with John Elway and Dan Marino), posted nine 3,000 yard seasons, 49 300-yard games and led his team to nine playoff appearances. His eight consecutive playoff berths matched a feat accomplished by Terry Bradshaw and Joe Montana. At the time of his retirement, he held the single-season passing yardage record for three different franchises: Oilers (4,367 in 1991), Vikings (4,364 in 1994) and Seahawks (3,678 in 1997). Moon tallied many accomplishments during his Oiler career. His finest season came in 1990, throwing for 4,689 yards (363 for 584) and 33 touchdowns in only 15 games. He earned AP NFL Offensive Player of the Year for his efforts and his third of nine Pro Bowl invitations. Against Kansas City in 1990, Moon threw for 527 yards, which ranks as the second highest single-game total in NFL history (Norm Van Brocklin, 554 yards in 1951). In 1991, he surpassed the previous season's yardage total with 4,690 yards and became just the third player (Marino, Fouts) in NFL history to produce consecutive 4,000 yard passing seasons. Moon joined the Oilers and the NFL in 1984, after six seasons in the Canadian Football League, where he led his team to five Grey Cups (League Champions). In the CFL, Moon threw for 21,228 yards and 144 touchdowns. Moon was driven to play in the CFL after drawing little interest from the NFL as a starting quarterback following his senior season at the University of Washington. Moon became the first African-American quarterback to be inducted into the Pro Football Hall of Fame and his legacy as a minority quarterback cannot be underestimated. At the time of his arrival in the NFL only two black quarterbacks had been significant starters for their NFL teams (Shack Harris, Rams; Doug Williams, Tampa Bay).

### BRUCE MATTHEWS

GUARD/TACKLE/CENTER • 6'5" • 305 lbs • COLLEGE: USC  
NFL SEASONS: 19 • YEARS WITH OILERS: 19 (1983-2001)  
HOMETOWN: ARCADIA, CALIF. • BORN: AUGUST 8, 1961  
GAMES PLAYED: 296 • HALL OF FAME INDUCTION: 2007

Arguably one of the best offensive linemen to ever play the game, Bruce Matthews became the first Tennessee Titan to be inducted into the Pro Football Hall of Fame. At the time of his retirement, Matthews played in more NFL games (296) than any non-kicker in the league's history. Longevity and durability were his hallmarks, but that coupled with his unparalleled play, earning a league record 14 consecutive Pro Bowl (9 at guard and 6 at center) selections (tied with Merlin Olsen) and seven times named AP All-Pro, made him one of the all-time greats. He rose to the challenges presented to him in starting at every position on the offensive line during his NFL career (87 C, 99 LG, 67 RG, 22 RT, 17 LT). He becomes the first Hall of Fame offensive lineman to play significant time at all five offensive line

## FRANCHISE PRO FOOTBALL HALL OF FAMERS

positions. A constant for the Oilers/Titans franchise, Matthews started in a team record 229 consecutive games (streak started at Indianapolis, Nov. 29, 1987) and never missed a game because of injury. His 19 seasons also are a team record and he ranks second in NFL history for years with one team behind Jackie Slater, who spent 20 seasons with the Rams. Matthews and G Randall McDaniel (Vikings) were the only two NFL players to play in every game during the decade of the 90's. Matthews was a part of nearly one-half of the franchise's first 42-years of history and helped the team win 146 games, make the playoffs nine times, earn the only three AFC Central titles in team history, earn an AFC Championship and the franchise's only Super Bowl appearance. He blocked for 15 quarterbacks and 27 running backs, including five different 1,000-yard rushers (Earl Campbell, Mike Rozier, Lorenzo White, Gary Brown and Eddie George). During his career, he played in offenses that produced nine 1,000-yard rushing seasons and eight 3,000-yard passers. Additionally, he played in 42 different stadiums during his NFL career. During his career, Matthews blocked on a line that helped produce 65 100-yard rushing performances and 48 300-yard passing performances. Originally drafted by the Houston Oilers in the first round (ninth overall) of the 1983 NFL Draft, Matthews earned All-America honors at the University of Southern California. Matthews and his brother, Clay, each played 19 NFL seasons and the duo set an NFL record for games played by a pair of brothers with 574 games. Clay Matthews played in 278 games during his NFL career. Matthews had his number 74 jersey retired by the team and was inducted into the organization's Hall of Fame during a December, 2002 ceremony. Matthews joined a 2007 Hall of Fame class that included Dallas Cowboys WR Michael Irvin, Buffalo Bills RB Thurman Thomas, Detroit Lions TE Charlie Sanders, Cleveland Browns G Gene Hickerson, and St. Louis CB Roger Wehrli.

### CURLEY CULP

DEFENSIVE TACKLE • 6'2" • 265 lbs • COLLEGE: ARIZONA STATE  
NFL SEASONS: 14 • YEARS WITH OILERS: 7 (1974-1980)  
HOMETOWN: YUMA, ARIZ. • BORN: MARCH 10, 1946  
GAMES PLAYED: 179 • HALL OF FAME INDUCTION: 2013

Curley Culp was voted into the Pro Football Hall of Fame in 2013. A six-time Pro Bowl selection, Culp played in 179 games during his NFL career with the Kansas City Chiefs (1968-1974), Houston Oilers (1974-1980) and Detroit Lions (1980-81). He was considered the prototypical nose tackle and helped pioneer the 3-4 defense. Hailing from Arizona State, where he was an All-American in both football and wrestling, Culp was selected in the second round of the 1968 NFL Draft by the Denver Broncos, who intended to use him as an offensive guard. However, his brief stint in Denver ended when he was traded to the Chiefs, who inserted him permanently on the defensive side. In 1969, the Chiefs won Super Bowl IV, and Culp was an instrumental member of one of the league's top defenses. He helped the Chiefs defeat the Oakland Raiders in the AFL Championship Game and the Minnesota Vikings in the Super Bowl. In 1974, during his seventh campaign in Kansas City, Culp was traded to the Oilers along with a first-round draft pick (used to select Robert Brazile) in exchange for John Matuszak. The move paid almost immediate dividends for the Oilers, who previously suffered through 1-13 records in both 1972 and 1973. In 1975, Culp's first full season in Houston, he helped the Oilers to a record of 10-4, the first winning mark for the club in eight years. With Culp anchoring the defense, the Oilers finished with the AFC's top-ranked run defense (third in the NFL). Individually, Culp produced arguably the finest season of his career, recording 11.5 sacks and earning NFL Defensive Player honors by the Newspaper Enterprise Association. Culp continued as a leader of the Oilers defense that culminated in back-to-back appearances in the AFC championship games in 1978 and 1979. He was named to one AFL All-Star Game and five Pro Bowls during his career. Culp also was picked as a first-team All-Pro in 1975 and a second-team selection in 1971, 1977, 1978, and 1979. He was selected first- or second-team All-AFC five times. "Curley Culp was perhaps the strongest man I ever lined up against," said Raiders Hall of Fame center Jim Otto. Culp used his strong wrestling background to create havoc for opposing guards and centers. He was the 1968 NCAA heavyweight wrestling champion and was named to the U.S. Olympic wrestling team that year. Culp joined a 2013 Hall of Fame class

that included offensive linemen Larry Allen and Jonathan Ogden, wide receiver Cris Carter, coach Bill Parcells, linebacker Dave Robinson and defensive lineman Warren Sapp.

### ROBERT BRAZILE

LINEBACKER • 6'4" • 241 lbs • COLLEGE: JACKSON STATE  
NFL SEASONS: 10 • YEARS WITH OILERS: 10 (1975-84)  
HOMETOWN: MOBILE, ALA. • BORN: FEB. 7, 1953  
GAMES PLAYED: 147 • HALL OF FAME INDUCTION: 2018

Robert Brazile was voted into the Pro Football Hall of Fame in 2018. As a rookie in 1975, he made an instant impact as he helped Houston notch the franchise's first winning season in eight years with a 10-4 record. He went on to win Defensive Rookie of the Year in 1975. With his speed, strength, tackling and coverage ability, Brazile helped revolutionize the outside linebacker position in a 3-4 defense. Nicknamed 'Dr. Doom,' Brazile started all 147 regular season games during his career and made seven postseason starts, including back-to-back AFC Championship Games (1978-79). He recorded nine tackles and one fumble recovery in the 1978 AFC Championship game. He was elected to seven career Pro Bowls and named All-Pro for five consecutive seasons (1976-80). Brazile registered a career-best 185 tackles in 1978 on his way to helping the Oilers secure three consecutive 10-win seasons and three consecutive playoff berths (1987-80). His career statistics include 13 interceptions, 14 fumble recoveries and 6.5 sacks in both 1976 and 1980. Brazile was named to the NFL's All-Decade Team of the 1970s.



## RETIRED JERSEY NUMBERS

In the history of the Oilers/Titans franchise, only six players have had the distinction of having their jersey number retired — **Jim Norton** (No. 43), **Elvin Bethea** (No. 65), **Earl Campbell** (No. 34), **Mike Munchak** (No. 63), **Bruce Matthews** (No. 74), and **Warren Moon** (No. 1).



**Jim Norton** played nine seasons for the Oilers (1960-68) as a safety and as a punter, establishing team records at both positions. As a rookie from the University of Idaho, Norton was a member of the Oilers' 1960 AFL Championship team. A four-time league all-star, he holds the club record for most interceptions in a career with 45. Also an accomplished punter, Norton was tops in club history with 519 career punts for a 42.3-yard career average and a long kick of 79 yards (11/22/64 vs. Kansas City).




**Elvin Bethea** joined the Oilers in 1968 after an outstanding career at North Carolina A&T. He started at defensive end in the 1968 season opener and didn't miss a game until breaking his arm in November 1977. That streak of 135 consecutive games played stands third in team history. An eight-time Pro Bowler (1970, 1972-76, 1978-80), Bethea ranks second for most seasons played (16, 1968-83), while his 210 games played (1968-83) also stands second behind Bruce Matthews. Bethea led the team

in sacks six times, including a career-best mark of 17 in 1973. The Oilers honored him with an "Elvin Bethea Appreciation Night" on Aug. 4, 1983. He became the sixth player in franchise history to be inducted into the Pro Football Hall of Fame on Aug. 3, 2003.



**Earl Campbell**, the franchise's second leading rusher and a member of the Pro Football Hall of Fame, was honored by having his number retired at ceremonies on Aug. 13, 1987. He set a single-season club record with a league-leading 1,450 yards his rookie season. Campbell followed that performance with 1,697 yards in 1979 and an astounding 1,934 yards in 1980. Both those totals led the NFL and the latter was second only to O.J. Simpson's 2,003 yards in 1973. Campbell was selected to five Pro Bowls

(1978-81, 1983) and retired as the NFL's seventh all-time leading rusher (9,407). He ranks second in franchise history in career rushing yards (8,574) and attempts (1,979), first in touchdown runs (73) and first in most consecutive games with a rushing touchdown (5).



**Mike Munchak** joined the Oilers as a first-round draft pick in 1982 out of Penn State. He was the first offensive lineman selected in the draft and the eighth overall selection. Munchak won the starting left guard position as a rookie and went on to play in 12 campaigns (1982-93) and 159 games (156 starts) for the Oilers. He is tied for third on the team's all-time list for seasons played and ranks fifth in games played. Munchak became a fixture on an offensive line that helped the Oilers to seven consecutive playoff appearances (1987-93). One of the premier guards in the National Football League, Munchak was selected to NFL's "Team of the Decade" for the 1980s and was chosen in 1989 to Oilers' 30th Anniversary "Dream Team." He ranks second in club annals with nine Pro Bowl selections, seven as a starter. Munchak announced his retirement on July 21, 1994, and on the same day, K.S. "Bud" Adams, Jr., announced that jersey No. 63 would be retired on "Mike Munchak Appreciation Day" on Nov. 6, 1994.



**Bruce Matthews** played in more games (296) than any non-kicker in NFL history. Longevity and durability were his hallmark. And that, coupled with his unparalleled play, in which he tied a league record with 14 Pro Bowl selections (tied with Merlin Olsen) and earned All-Pro honors six times, made him one of the all-time greats. He rose to the challenges presented to him in playing every position on the offensive line during his NFL career (87 at center, 99 at left guard, 67 at right guard, 22 at right tackle,

and 17 at left tackle). His number was retired during a halftime ceremony in Nashville on Dec. 8, 2002.



**Warren Moon**, the fourth leading passer in NFL history, played 10 years (1984-93) with the organization and holds the franchise records for passing yards (33,685) and touchdowns (196), while leading the Oilers to seven consecutive playoff appearances from 1987-93. Moon's finest season came in 1990, throwing for 4,689 yards (363-for-584) and 33 touchdowns in only 15 games and becoming the third player in NFL history to produce consecutive 4,000-yard passing seasons. He earned AP NFL Offensive

Player of the Year for his efforts and his third Pro Bowl berth. His jersey was retired in a halftime ceremony in Nashville on Oct. 1, 2006.

## TITANS/OILERS HALL OF FAME

In recognition of the 40th season of the Houston Oilers/Tennessee Titans organization in 1999, the team's late owner K.S. "Bud" Adams, Jr. created an official team Hall of Fame, featuring players and staff from the past, while creating a special place for Titans stars of the future to be recognized. To date, 13 individuals have been named to the franchise's Hall of Fame:

NAME	POSITION	YEARS WITH FRANCHISE	INDUCTED
K.S. "Bud" Adams, Jr.	Team Owner/Founder	1959-2013	Sept. 7, 2008
Elvin Bethea	Defensive End	1968-83	Dec. 9, 1999
George Blanda	Quarterback/Kicker	1960-66	Dec. 9, 1999
Earl Campbell	Running Back	1978-84	Dec. 9, 1999
Eddie George	Running Back	1996-2003	Oct. 27, 2008
Mike Holovak	General Manager	1981-99	Dec. 9, 1999
Ken Houston	Safety	1967-72	Dec. 9, 1999
Bruce Matthews	Offensive Lineman	1983-2002	Dec. 8, 2002
Steve McNair	Quarterback	1995-2005	Oct. 27, 2008
Warren Moon	Quarterback	1984-93	Oct. 1, 2006
Mike Munchak	Guard	1982-93	Dec. 9, 1999
Jim Norton	Safety/Punter	1960-68	Dec. 9, 1999
Frank Wycheck	Tight End	1995-2003	Oct. 27, 2008



## HISTORICAL HIGHLIGHTS, 1995-PRESENT

### 1995

**January 5** – Oilers announce that Jeff Fisher will remain as head coach, officially becoming the 15th head coach in franchise history.

**April 22** – With the third overall choice in the draft, Houston selects Alcorn State QB Steve McNair.

**August 11** – Tennessee newspaper reports that Nashville Mayor Phil Bredesen is meeting with Oiler officials. Nashville is willing to build new stadium if it will attract a professional team. K.S. "Bud" Adams, Jr. and Bredesen execute an agreement that gives the City of Nashville a 70-day exclusive negotiating period with the Houston Oilers to build a stadium and relocate the team.

**November 16** – K.S. "Bud" Adams, Jr. and Nashville Mayor Phil Bredesen sign a relocation agreement to move the Oilers to Tennessee.

### 1996

**April 20** – After trading down in the first round (from 9th to 17th) to acquire extra picks from Oakland, General Manager Floyd Reese and Head Coach Jeff Fisher execute a trade with the Seattle Seahawks to move back up to the 14th spot in the 1996 draft to select Heisman Trophy winner Eddie George from Ohio State. Sent to the Seahawks in the trade was DT Glenn Montgomery.

**April 30** – The National Football League approves the team's relocation to Nashville in a special owners' meeting held in Atlanta, Ga.

**May 7** – Voters of Davidson County in Nashville, Tenn., overwhelmingly approve a referendum held to decide on the use of public funding for a new downtown stadium.

**October 20** – With a 22-yard field goal, K Al Del Greco sets the club record for most career field goals, surpassing K Tony Zendejas (117).

**November 17** – In a clash with the Miami Dolphins, G Bruce Matthews becomes the Oilers' all-time leader in games played with his 211th contest, breaking Elvin Bethea's mark of 210. Matthews would go on to also set the team marks for most consecutive games played and started.

**December 15** – Oilers play their final game in Houston with a 21-13 loss to the Cincinnati Bengals in the Astrodome.

**December 22** – RB Eddie George finishes the 1996 season with 1,368 yards rushing en route to Rookie of the Year accolades. In addition, George's ground totals were only 82 yards shy of RB Earl Campbell's rookie record of 1,450. On this day, George would also help the Oilers to a 24-21 win over the Baltimore Ravens for a franchise-best 6-2 road record.

### 1997

**May 3** – City of Nashville holds ground-breaking ceremonies for the team's downtown stadium.

**May 8** – After formulating an agreement earlier with Harris County (Houston), K.S. "Bud" Adams, Jr. and Astrodome USA owner Drayton McLane, Jr. reach a settlement for the final year of Oilers' lease at the Astrodome. Under appointed mediator Alice Oliver Parrott, the two sides clear the biggest step in the team's ability to play games in Tennessee for the 1997 season.

**June 5** – Oilers reach agreement with Memphis Sports Authority, clearing the way for the team to play its games in the Liberty Bowl.

**June 12** – Oilers hold press conference in Nashville to formally announce the club's intention to play the 1997 season in Tennessee, and introduce an inaugural patch and logo which merges the Oilers traditional "Oil derrick" with the Tennessee state flag.

**July 18** – Oilers players report to Tennessee State University for their first training camp in the state of Tennessee. Also, Oilers sign DE Kenny Holmes, 1997 first-round selection, to a four-year contract.

**August 2** – Oilers play first preseason game of 1997 season at Liberty Bowl in Memphis, falling to the New Orleans Saints 21-12.

**August 9** – Oilers play their first ever game at Vanderbilt Stadium, an 18-12 preseason loss to the Washington Redskins.

**August 15** – Oilers move into their temporary training facility in Bellevue.

**August 31** – Oilers open their inaugural season in the state of Tennessee with a 24-21 overtime win over the Oakland Raiders at Liberty Bowl. RB Eddie George ties Billy Cannon's franchise record for rushing yards in a game with 216 yards on 35 carries. With the game-winning field goal in overtime, K Al Del Greco becomes the Oilers all-time points leader,

surpassing George Blanda's total of 596 points.

### 1998

**February 24** – Oilers reach agreement with Shelby County Sports Authority and Memphis Park Commission to be released from the final year of their lease at the Liberty Bowl.

**March 4** – Oilers and Vanderbilt University reach tentative agreement for the Oilers to play at Vanderbilt Stadium for the 1998 season.

**April 16** – A tornado rips through Nashville, damaging three cranes and 10 portable trailers at the Oilers East Bank Stadium construction site.

**April 23** – Oilers finalize deal to play at Vanderbilt Stadium for the 1998 season.

**May 15** – Oilers finalize deal to acquire land in MetroCenter for a permanent practice facility to be finished in the summer of 1999.

**May 28** – Oilers reach agreement with Tennessee State University to hold the Oilers 1998 Training Camp on TSU's campus. It marks the first time in club history that the Oilers have had consecutive training camps outside the state of Texas.

**July 29** – Owner K.S. "Bud" Adams, Jr., listens to the Tennessee fans and announces that he will change the name of the team. An advisory council is later formed to research names and a "Guess the Name" contest is introduced to fans to gain additional feedback.

**Oct. 18** – Oilers win first home game in Nashville, a 44-14 victory over Cincinnati.

**Sept. 12** – Oilers play first regular season home game in Nashville vs. San Diego Chargers.

**Nov. 14** – Oilers owner K.S. "Bud" Adams, Jr., announces that the Oilers will become the "Tennessee Titans" beginning in 1999. "We wanted a new nickname to reflect strength, leadership and other heroic qualities," Adams said.

**Dec. 22** – Oilers owner K.S. "Bud" Adams, Jr., unveils new Tennessee Titans logo and colors, featuring the fire of the Titans and exemplifying power, strength, knowledge and excellence. "I feel we have developed a logo that fans throughout the state of Tennessee and around the country will embrace for years to come," Adams said.

**Dec. 26** – Oilers era comes to end against Minnesota Vikings.

### 1999

**April 13** – Titans unveil new uniforms and helmets before packed crowd at the new stadium.



George, Wycheck, Hentrich and Bishop model the Titans new uniforms.

**April 17** – Titans make Florida DE Jevon Kearse their first selection in the 1999 NFL Draft.

**July 8** – Adelphia Coliseum name and logo are unveiled at a downtown ceremony.

**August 15** – The Tennessee franchise plays its first preseason game under the name Titans, a 22-20 loss at Kansas City. The game is the first in franchise history played in a uniform other than the Oilers.

**August 27** – Titans defeat Atlanta, 17-3, in the first preseason game at Adelphia Coliseum.

**September 2** – Owner K.S. "Bud" Adams, Jr. and his wife, Nancy, announce the creation of the Tennessee Titans Foundation, an organization

## HISTORICAL HIGHLIGHTS, 1995-PRESENT

established to serve the charitable interests of the state of Tennessee by providing financial support and other resources to non-profit organizations, enriching and strengthening communities throughout the state. Adams donates \$500,000 to start the foundation.

**September 12** – Al Del Greco kicks a 33-yard field goal to lift the Titans to a 36-35 win over Cincinnati in the first regular season game and victory at Adelphia Coliseum. The win, in front of 65,272 fans, is the team's first as the Titans, and quarterback Steve McNair passes for a career-high 341 yards in the victory.

**December 19** – Tennessee clinches the franchise's first playoff berth since 1993 with a 30-17 win over Atlanta at Adelphia Coliseum.

**December 26** – Tennessee defeats Jacksonville for the fourth consecutive time, a 41-14 victory. The win completes the first unbeaten home regular season in club history.

### 2000

**January 8** – In a play known as the "Music City Miracle," Kevin Dyson returns a Frank Wycheck lateral on a kickoff return 75 yards for a touchdown, lifting the Titans to a 22-16 victory in the AFC Wild Card playoff game over the Buffalo Bills. The improbable play, which occurred with just 16 seconds remaining in the game, gives the franchise its first playoff win in Tennessee in addition to its first since 1993.

**January 16** – Eddie George rushes for 162 yards, including a 68-yard touchdown run, as the Titans defeat the Indianapolis Colts, 19-16, in an AFC Divisional Playoff game at the RCA Dome.

**January 23** – The Titans beat Jacksonville in the AFC Championship Game, using 23 second-half points en route to a 33-14 win at Alltel Stadium in Jacksonville. Steve McNair runs for two touchdowns and Derrick Mason returns a kickoff 80 yards in the win. The win sends Tennessee to its first Super Bowl in franchise history and its first AFC/AFL Championship since 1961.

**January 30** – The Titans fall short in their quest to win Super Bowl XXXIV, as Kevin Dyson is stopped one yard short of the end zone on the final play of the game in a 23-16 St. Louis Rams victory.

**August 14** – The Titans host Monday Night Football for the first time since moving to Tennessee. A sell-out crowd of 68,072 at Adelphia Coliseum watch the Titans defeat St. Louis, 30-3, in a preseason Super Bowl XXXIV rematch.

**October 16** – The Titans host their first regular season Monday Night Football game at Adelphia Coliseum, a 27-13 victory over the Jacksonville Jaguars.

**December 14** – S Blaine Bishop, RB Eddie George, T Brad Hopkins, DE Jevon Kearse, KR Derrick Mason, G Bruce Matthews, CB Samari Rolle and TE Frank Wycheck are named to the AFC team for the Pro Bowl. QB Steve McNair is added as an alternate, giving the Titans nine players on the Pro Bowl roster, the most for the franchise since nine players were selected in 1992.

**December 25** – The Titans clinch the AFC Central Division Championship with a 31-0 victory against the Dallas Cowboys, earning a 13-3 record for the second-consecutive season and home-field advantage throughout the playoffs. The defensive unit finishes the season ranked first overall in the NFL.

### 2001

**March 28** – The Titans agree to trade their first pick (29th overall) in the 2001 NFL Draft to the St. Louis Rams for defensive end Kevin Carter.

**May 22** – The NFL announces its plans to realign divisions beginning in 2002, placing the Titans in the new AFC South with the Jacksonville Jaguars, Indianapolis Colts and expansion Houston Texans.

**August 4** – Mike Munchak, Titans offensive line coach and former Houston



Dyson races down the sideline in the Music City Miracle.

Oilers guard, is inducted in the Pro Football Hall of Fame after being selected for enshrinement on Jan. 27.

**October 7** – Starting at center in Baltimore, Bruce Matthews plays in his 283rd NFL game and surpasses Jim Marshall for first place on league's all-time list for games played among non-kickers.

### 2002

**January 2** – Bruce Matthews is named to his 14th consecutive Pro Bowl, tying him with Merlin Olsen for the most Pro Bowl selections in league history.

**July 15** – Offensive lineman Bruce Matthews officially announces his NFL retirement from the offices of Titans owner K.S. "Bud" Adams, Jr., in Houston, Tex.

**December 1** – RB Eddie George becomes franchise's all-time leading rusher, passing Earl Campbell, in victory at New York Giants.

**December 22** – Titans clinch inaugural AFC South Division with 28-10 victory at Jacksonville.

**December 29** – Titans go undefeated in inaugural AFC South division with 13-3 victory at Houston, securing a first-round bye in playoffs. The Titans become NFL's third team to advance to playoffs after starting their season 1-4.

### 2003

**January 11** – Titans defeat Steelers 34-31 in AFC Divisional Playoff Game.

**January 19** – Titans play in franchise's fourth AFC Championship Game, but fall short at Oakland, 41-24.

**December 7** – Frank Wycheck becomes the fourth tight end in NFL history to record 500 career receptions in Tennessee's 29-27 loss at home to Indianapolis.

**December 28** – Recently re-signed QB Neil O'Donnell starts following injuries to Steve McNair and Billy Volek. He throws for 232 yards and a pair of touchdowns in Tennessee's season-ending 33-13 victory over the Buccaneers. It marked O'Donnell's last NFL game, as he would announce his retirement following the season. Eddie George becomes the 17th running back in NFL history to record 10,000 rushing yards in the team's victory over the Bucs. George rushes for 87 yards to push him over the 1,000-yard rushing mark for the seventh time in his eight NFL seasons. It marked the final regular season game and the final home game for George as a Titan.

### 2004

**January 2** – QB Steve McNair named NFL's co-MVP along with Colts QB Peyton Manning. Each player receives 16 votes from a national panel of 50 journalists.

**January 3** – Titans defeat Ravens 20-17 in AFC Wild Card Playoff Game in Baltimore.

**January 10** – Titans fall at New England in AFC Divisional Playoff Game, the coldest playoff game in franchise history (four degrees, minus 10 wind chill).

**January 23** – TE Frank Wycheck announces his retirement from the NFL after 11 seasons in the league.

**July 22** – Titans release RB Eddie George.

**September 11** – The Titans season opener at Miami is played on Saturday instead of Sunday due to impending Hurricane Ivan. Titans running back Chris Brown rushes for 100 yards in his first NFL start en route to the team's 17-7 victory.

**October 11** – On Monday Night Football, Steve McNair quarterbacked the Titans to a 48-27 victory over Green Bay to give him 71 career wins as a starter, surpassing Warren Moon's previous franchise record of 70 victories. The 48 points set a Lambeau Field record for a visiting team.

### 2005

**February 21** – Titans part ways with six veterans – K Joe Nedney, DE Kevin Carter, CB Samari Rolle, RB/FB Robert Holcombe, T Fred Miller and WR Derrick Mason – due to salary cap concerns.

**May 6** – Titans owner K.S. "Bud" Adams, Jr. pledges \$600,000 over three years for scholarship program that provides money for college for one student-athlete from every high school in Tennessee.

## HISTORICAL HIGHLIGHTS, 1995-PRESENT

**September 6** – Through his foundation, quarterback Steve McNair organizes a relief drive for victims of Hurricane Katrina. Titans fans respond in droves, arriving at LP Field to fill over 20 tractor trailers worth of goods to be sent to the Gulf Coast region.

**September 18** – Titans General Manager Floyd Reese becomes the first GM in team history to record 100 wins as the Titans defeat the Ravens by a score of 25-10.

**October 9** – Head Coach Jeff Fisher becomes the 34th coach in NFL history and the first in franchise history to notch 100 wins as the Titans win at Houston by a score of 34-20. Also in the game, quarterback Steve McNair became the 49th player in NFL history and second player in franchise history to reach 25,000 career passing yards.

### 2006

**February 24** – K.S. "Bud" Adams, Jr. is inducted into the Tennessee Sports Hall of Fame.

**June 6** – Titans and Louisiana Pacific Corporation reach an agreement on a new naming rights sponsorship that calls for the team's home stadium to be named LP Field. LP obtains the naming rights for 10 years.

**June 9** – Titans trade quarterback Steve McNair to the Baltimore Ravens in exchange for a fourth-round draft choice in 2007.

**June 14** – Offensive tackle Brad Hopkins announces his retirement from the NFL. Hopkins retires after playing in 194 games, the third-most in franchise history at the time (Matthews, Bethea). His 188 starts were the second-most in team history for an offensive lineman (Matthews).

**August 5** – Former Houston Oilers QB Warren Moon is inducted into the Pro Football Hall of Fame.

**November 26** – Trailing 21-0 entering the fourth quarter, Vince Young leads the Titans to 24 unanswered points, posting the largest comeback by a rookie QB in NFL history. Rob Bironas' 49-yard field goal caps the stunning victory over the Giants at LP Field.

**December 3** – Rob Bironas kicks franchise-long 60-yard field goal to beat the Colts, 20-17, at LP Field. The 60-yarder tied Steve Cox and Morten Andersen for the fourth-longest field goal in NFL history.

### 2007

**January 3** – Vince Young named the Associated Press Offensive Rookie of the Year.

**January 5** – After 13 seasons at the helm, Floyd Reese resigns as general manager of the Titans.

**February 1** – Vince Young named Diet Pepsi NFL Rookie of the Year.

**February 12** – Titans name former Oilers safety Mike Reinfeldt the team's new general manager.

**August 4** – Bruce Matthews inducted into Pro Football Hall of Fame. He becomes the first franchise player that wore the Titans uniform to be inducted to the Hall of Fame.

**September 24** – Keith Bulluck intercepts a career-high three passes as the Titans cruise to a 31-14 victory at New Orleans on Monday Night Football.

**October 21** – Rob Bironas kicks an NFL-record eight field goals, including a game-winning 29-yarder, as the Titans defeat the Houston Texans 38-36 at Reliant Stadium.

**December 30** – Titans win last three regular season games, including a 16-10 victory at Indianapolis in the season finale to clinch the AFC's final playoff spot and the team's first postseason berth since 2003.

### 2008

**March 27** – Veteran guard Benji Olson announces retirement after 10 NFL seasons.

**April 17** – Titans hold press conference honoring retirement of former franchise QB Steve McNair.

**April 26** – Titans select East Carolina RB Chris Johnson with first pick (24th overall) in NFL Draft.

**September 7** – On the same day Titans owner K.S. "Bud" Adams, Jr. is added to the Titans/Oilers Hall of Fame, he unveils a Titans/Oilers Ring of Honor at LP Field during the season opener against Jacksonville. The initial members of the Ring of Honor include Adams, Elvin Bethea, George Blanda, Earl Campbell, Mike Holovak, Ken Houston, Mike Munchak, Jim Norton, Warren Moon and Bruce Matthews.

**September 21** – Cornerback Cortland Finnegan sets a club record with a 99-yard INT return for a TD in a win against the Houston Texans.

**October 19** – In a 34-10 victory at Kansas City, the Titans set a franchise rushing record with 332 rushing yards, including 168 yards by Chris Johnson and 149 yards by LenDale White.

**October 27** – At halftime of a Monday night game against the Colts at LP Field, the Titans induct Steve McNair, Eddie George and Frank Wycheck to the Titans/Oilers Hall of Fame and the Ring of Honor.

**November 16** – With a 24-14 win at Jacksonville, the Titans win their 10th consecutive game to open the 2008 season and their 13th consecutive regular season game dating back to the last three regular season games of 2007.

**December 7** – The Titans clinch the AFC South title with a 28-9 victory over the Cleveland Browns at LP Field. It is the ninth division crown in club history.

**December 31** – The Titans defeat the Pittsburgh Steelers 31-14 to secure home-field advantage throughout the AFC Playoffs and tie the franchise record for most regular season wins (13).

### 2009

**February 1** – Nancy Adams, co-owner, vice chairman of the board and wife of K.S. "Bud" Adams, Jr., passes away in Houston at the age of 84.

**March 2** – The Titans sign unrestricted free agent wide receiver Nate Washington from the Pittsburgh Steelers.

**July 4** – Former Titans quarterback Steve McNair is shot and killed in Nashville.

**July 8-9** – The Titans open LP Field to the public for fans to pay their respects to Steve McNair. On July 9, a memorial service is held at Mt. Zion Baptist Church in Whites Creek, Tenn.

**July 11** – After a funeral service at Reed Green Coliseum in Hattiesburg, Miss., Steve McNair's body is laid to rest at Griffith Cemetery, approximately 20 miles from his home in Mt. Olive, Miss.

**August 3** – The Titans celebrate the 50th anniversary (Aug. 3, 1959) of K.S. "Bud" Adams, Jr.'s announcement of Houston's entry in the American Football League.

**August 6** – The Titans announce that they will wear a "9" helmet sticker during the season to honor the late Steve McNair. The sticker appears on the back of the helmet and remains in place throughout the entire 2009 season.

**November 1** – At LP Field, Chris Johnson rushes for 228 yards in a victory over the Jacksonville Jaguars to set a new franchise single-game rushing record.

**November 29** – Quarterback Vince Young leads a 99-yard drive in the final minutes of a game against the Arizona Cardinals to give the Titans a 20-17 win at LP Field. Young connects with rookie wide receiver Kenny Britt on a 10-yard touchdown pass as time expires.

### 2010

**January 3** – With a 134-yard rushing performance in the season finale at Seattle, running back Chris Johnson becomes the sixth player in NFL history to reach 2,000 rushing yards in a season. Totalling 2,006 yards on 358 carries, he joined Eric Dickerson, Jamal Lewis, Barry Sanders, Terrell Davis and O.J. Simpson as the only players to accomplish the feat. He also set a new team single-season rushing record (Earl Campbell), and he became the NFL's new single-season leader in total yards from scrimmage (2,509), surpassing Marshall Faulk's former record. The Titans defeat the Seahawks 17-13.

**January 13** – Running back Chris Johnson is named Associated Press NFL Offensive Player of the Year.

**February 18** – The Titans' all-time leading punter, Craig Hentrich, announces his NFL retirement.

**April 22** – The Titans select Georgia Tech defensive end Derrick Morgan with the 16th overall pick in the NFL Draft.

### 2011

**January 28** – The Titans and head coach Jeff Fisher agree to part ways.

**February 7** – The Titans name Mike Munchak the 16th head coach in franchise history.



## HISTORICAL HIGHLIGHTS, 1995-PRESENT

**March 4** – The Collective Bargaining Agreement between the NFL and the Players Association expires.

**March 11** – NFL players are locked out of team facilities due to the collective bargaining stalemate between the clubs and NFL Players Association.

**July 25** – The lockout ends after a new CBA is reached.

**July 29** – On the day players report to training camp, the Titans sign unrestricted free agent quarterback Matt Hasselbeck. In total, within a week of the lockout ending, the Titans sign contracts with nine draft choices, 14 rookie free agents, three restricted free agents and eight unrestricted free agents.

**October 19** – The Titans and Nashville Mayor Karl Dean announce proposed renovation plans for LP Field, including much larger and sharper video screens, a greatly enhanced sound system, elevators to provide service for upper deck seat holders, and general improvements to LP Field infrastructure. The team announces that the improvements would not require new revenues, but instead will be covered by user fees already being collected.

### 2012

**January 1** – With a 23-22 victory in the season finale at Houston, the franchise records its 400th all-time win in the regular season and playoffs, all under the ownership of K.S. "Bud" Adams, Jr.

**January 18** – The Titans elevate Mike Reinfeldt to senior executive vice president/chief operating officer and Ruston Webster to executive vice president/general manager.

**February 4** – Titans Owner K.S. "Bud" Adams, Jr. is named the first winner of the NFL's Salute To Service Award. Adams is recognized at the NFL Honors event for his outstanding efforts in supporting U.S. service members and veterans.

**August 3** – Former Titans linebacker Keith Bulluck announces his retirement from the NFL during a press conference at Baptist Sports Park.

**December 17** – In a 14-10 victory over the New York Jets on *Monday Night Football*, Chris Johnson sets a franchise record with a 94-yard touchdown run.

### 2013

**February 2** – Former Oilers defensive tackle Curley Culp is selected for enshrinement in the Pro Football Hall of Fame.

**March 14** – The Titans sign tight end Delanie Walker as an unrestricted free agent from the San Francisco 49ers.

**October 18** – Former Oilers head coach Bum Phillips passes away.

**October 21** – At his home in Houston, Titans Founder, Owner, Chariman of the Board, President and CEO K.S. "Bud" Adams, Jr. passes away from natural causes at the age of 90. Called a "pioneer and innovator" by NFL Commissioner Roger Goodell upon his death, Adams was in his 54th year leading the organization.

**October 28** – K.S. "Bud" Adams, Jr. is entombed at Forest Park Westheimer Cemetery in Houston.

### 2014

**January 4** – The Titans and head coach Mike Munchak agree to part ways.

**January 13** – San Diego Chargers offensive coordinator and former Arizona Cardinals head coach Ken Whisenhunt is hired as the 17th head coach in Titans/Oilers history.

**May 8** – The Titans select Michigan tackle Taylor Lewan with the 11th overall pick in the 2014 NFL Draft.

### 2015

**March 20** – President and CEO Tommy Smith announces he is retiring from that role. The Titans begin the search process for a new team CEO/president and install Steve Underwood as interim president.

**April 30** – The Titans select Oregon quarterback Marcus Mariota with the second overall pick in the 2015 NFL Draft.

**June 25** – The Titans and Nissan announce a 20-year agreement to rename the team's home venue Nissan Stadium.

**September 1** – Following a bout with cancer, 85-year-old Titans scout C.O. Brocato dies. Brocato spent 40 years with the organization after joining the club in 1975.

**September 13** – Quarterback Marcus Mariota makes his regular season debut, completing 13 of 15 passes for 209 yards with four touchdowns and no interceptions (158.3 passer rating). He becomes the second rookie in NFL history to throw four touchdown passes in a season opener, joining Fran Tarkenton (1961).

**November 3** – The Titans relieve head coach Ken Whisenhunt of his duties and name assistant head coach/tight ends Mike Mularkey as interim head coach for the remainder of the season.

### 2016

**January 4** – The Titans relieve general manager Ruston Webster of his duties. Steve Underwood is named as the team's president and chief executive officer on a permanent basis, with the interim tag removed from his title.

**January 14** – The Titans hire Tampa Bay Buccaneers director of player personnel Jon Robinson as general manager.

**January 16** – Mike Mularkey is named as the 18th head coach in franchise history, taking over the role after serving the final nine games of 2015 as the interim head coach.

**April 14** – Two weeks prior to the 2016 NFL Draft, the Titans trade the first overall pick to the Los Angeles Rams. The Titans also deal a fourth-round pick and a sixth-round pick in the deal. In exchange, the Titans receive a first-round pick (15th overall), a pair of second-round picks and a third-round pick in 2016, plus the Rams' 2017 first- and third-rounders.

### 2017

**January 5** – Jon Robinson is promoted to executive vice president/general manager.

**April 27** – The Titans select wide receiver Corey Davis (fifth overall) and cornerback Adoree' Jackson (18th overall) in the first round of the 2017 NFL Draft, marking the first time the team makes two picks in the first round since 1987.

**December 19** – Defensive tackle Jurrell Casey, punter Brett Kern and tackle Taylor Lewan are named to the Pro Bowl. Safety Kevin Byard, special teamer Brynden Trawick and tight end Delanie Walker are later named to the squad, giving the Titans five or more Pro Bowl selections in consecutive seasons.

**December 31** – The Titans clinch their 22nd playoff berth in franchise history with a 15-10 victory over the Jacksonville Jaguars in the regular season finale at Nissan Stadium.

### 2018

**January 6** – The Titans open the NFL postseason with a 22-21 win over the Kansas City Chiefs at Arrowhead Stadium, giving the franchise its first postseason win since Jan. 3, 2004. After the Titans trailed 21-3 at the start of the second half, their victory tied for the second-largest comeback by a road team in NFL playoff history.

**January 15** – The Titans and head coach Mike Mularkey agree to part ways.

**January 20** – Houston Texans defensive coordinator Mike Vrabel is hired as the 19th head coach in Titans/Oilers history.

**February 3** – Former Oilers outside linebacker Robert Brazile is elected to the Pro Football Hall of Fame (inducted Aug. 4, 2018).

**April 4** – In downtown Nashville, the Titans unveil new uniforms in front of an estimated audience of 15,000-20,000 fans. The event marked the first significant uniform alterations for the club since 1999.

**May 23** – In Atlanta at the annual Spring League Meeting, the NFL announces that the 2019 NFL Draft will take place in Nashville.

## SITUATIONAL REGULAR SEASON WIN-LOSS RECORD

### VS. AFC TEAMS

Total: 335-372-5  
Home: 203-155-1  
Away: 132-217-4

### VS. AFC SOUTH TEAMS

Total: 47-55-0  
Home: 27-24-0  
Away: 20-31-0

### VS. AFC NORTH/CENTRAL TEAMS

Total: 118-128-1  
Home: 65-59-1  
Away: 53-69-0

### VS. AFC EAST TEAMS

Total: 90-86-2  
Home: 53-31-0  
Away: 37-55-2

### VS. AFC WEST TEAMS

Total: 82-103-2  
Home: 56-42-0  
Away: 26-61-2

### VS. NFC TEAMS

Total: 93-91-1  
Home: 48-45-1  
Away: 45-46-0

### VS. NFC SOUTH TEAMS

Total: 11-5-0  
Home: 5-3-0  
Away: 6-2-0

### VS. NFC NORTH/CENTRAL TEAMS

Total: 32-24-0  
Home: 18-11-0  
Away: 14-13-0

### VS. NFC EAST TEAMS

Total: 28-31-0  
Home: 13-16-0  
Away: 15-15-0

### VS. NFC WEST TEAMS

Total: 22-31-1  
Home: 12-15-1  
Away: 10-16-0

### MONDAY NIGHT FOOTBALL

Total: 23-18-0  
Home: 14-9-0  
Away: 9-9-0

### WEEK AFTER MNF

Total: 19-22-0  
Home: 13-8-0  
Away: 6-14-0

### SUNDAY NIGHT FOOTBALL

Total: 11-10-0 (ESPN 8-6; TNT 2-2; NBC 1-2)  
Home: 8-5-0  
Away: 3-5-0

### THURSDAY NIGHT FOOTBALL

Total: 6-8-0 (ABC 2-0; ESPN 1-1; TNT 0-1; NBC 0-2\*; NFLN 3-5\*^; FOX 1-0^; Amazon 1-0^)  
Home: 5-3-0  
Away: 0-5-0  
\*11/16/17 at Pittsburgh was broadcasted on both NBC and NFLN.  
^12/6/18 vs. Jacksonville was broadcasted on NFLN, FOX and Amazon.

### FRIDAY NIGHT FOOTBALL

Total: 0-1-0 (NFLN 0-1)  
Home: 0-1-0  
Away: 0-0-0

### SATURDAY NIGHT FOOTBALL

Total: 2-2-0 (ABC 1-0, ESPN 0-2, FOX/NFLN 1-0)  
Home: 1-2-0  
Away: 1-0-0

### OVERTIME

Total: 19-21-0  
Home: 12-11-0  
Away: 7-10-0

### SEASON OPENERS

Total: 30-29-0  
Home: 15-12-0  
Away: 15-17-0

### LONDON GAMES SERIES

Total: 0-1-0  
Home: 0-0-0  
Away: 0-1-0

### DOMES

Total: 138-142-2  
Astrodome (Houston): 113-103-2  
AT&T Stadium (Dallas): 2-0-0  
Edward Jones Dome (St. Louis): 0-1-0  
Ford Field (Detroit): 2-0-0  
Georgia Dome (Atlanta): 2-1-0  
Kingdome (Seattle): 1-6-0  
Lucas Oil Stadium (closed) (Indianapolis): 0-9-0  
Metrodome (Minneapolis): 1-6-0  
NRG Stadium (closed) (Houston): 5-6-0  
RCA Dome (Indianapolis): 4-7-0  
Silverdome (Detroit): 2-1-0  
Superdome (New Orleans): 6-2-0

## HOTTEST/COLDEST GAMES

### FIVE HOTTEST GAMES

DATE	OPPONENT	SCORE	WEATHER
9/11/83	at L.A. Raiders	6-20 (L)	96°, clear
9/9/90	at Atlanta	27-47 (L)	94°, partly cloudy
10/7/62	BUFFALO	17-14 (W)	93°, showers
9/14/65	N.Y. JETS	27-21 (W)	93°, sunny
10/6/63	at Kansas City	7-28 (L)	92°, sunny

### 13 COLDEST GAMES

DATE	OPPONENT	SCORE	WEATHER
12/18/16	at Kansas City	19-17 (W)	1°, clear (-9° wind chill)
*1/10/04	at New England	14-17 (L)	4°, clear (-10° wind chill)
12/11/77	at Cleveland	19-15 (W)	7°, clear (-7° wind chill)
12/17/89	at Cincinnati	7-61 (L)	9°, overcast (0° wind chill)
12/8/13	at Denver	28-51 (L)	18°, clear (11° wind chill)
12/26/10	at Kansas City	14-34 (L)	19°, cloudy (10° wind chill)
12/17/00	at Cleveland	24-0 (W)	20°, snow (-10° wind chill)
12/14/80	at Green Bay	22-3 (W)	20°, clear (9° wind chill)
*1/6/80	at Pittsburgh	13-27 (L)	22°, part. cloudy (12° wind chill)
12/15/85	at Cleveland	21-28 (L)	22°, overcast (-7° wind chill)
12/18/88	at Cleveland	23-28 (L)	22°, overcast (0° wind chill)
12/16/07	at Kansas City	26-17 (W)	22°, clear (14° wind chill)
12/31/17	vs. Jacksonville	15-10 (W)	23°, clear, (16° wind chill)

\* Playoff game

## ALL-TIME OFFENSIVE YARDS AND RANKINGS

Year	Total Plays	First Downs	Rush Yards (Rank)	Net Pass Yards (Rank)	Total Yards (Rank)	Total Points
1960	930	262	1,565 (3)	3,371 (1)	4,936 (1)	379
1961	964	293	1,896 (2)	4,392 (1)	6,288 (1)	513
1962	943	266	1,742 (4)	3,229 (2)	4,971 (2)	387
1963	870	254	1,210 (7)	3,222 (1)	4,432 (4)	302
1964	942	284	1,347 (7)	3,527 (2)	4,874 (4)	310
1965	905	227	1,178 (7)	2,813 (2)	3,991 (5)	298
1966	926	246	1,515 (5)	2,897 (4)	4,412 (7)	335
1967	828	207	2,122 (1)	1,381 (9)	3,503 (8)	258
1968	905	240	1,804 (4)	2,548 (4)	4,352 (5)	303
1969	965	256	1,706 (5)	2,825 (2)	4,531 (4)	278
1970	922	232	1,556 (19)	2,506 (7)	4,062 (10)	217
1971	815	201	1,106 (26)	2,409 (6)	3,515 (22)	251
1972	817	183	1,518 (23)	1,673 (23)	3,191 (26)	164
1973	840	193	1,388 (26)	1,919 (16)	3,307 (24)	199
1974	817	200	1,361 (26)	1,977 (20)	3,338 (24)	236
1975	900	234	2,068 (12)	1,869 (23)	3,937 (19)	293
1976	878	199	1,498 (27)	2,072 (15)	3,570 (24)	222
1977	879	228	1,989 (14)	1,875 (17)	3,864 (18)	299
1978	993	276	2,476 (6)	2,338 (18)	4,814 (16)	283
1979	1,034	268	2,571 (4)	2,256 (25)	4,827 (22)	362
1980	1,063	329	2,635 (2)	3,007 (17)	5,642 (4)	295
1981	947	241	1,734 (23)	2,777 (23)	4,511 (27)	281
1982	551	138	799 (26)	1,574 (19)	2,373 (28)	136
1983	1,033	295	1,998 (18)	2,902 (23)	4,900 (24)	288
1984	969	284	1,656 (23)	3,228 (17)	4,884 (23)	240
1985	998	270	1,570 (25)	3,082 (19)	4,652 (24)	284
1986	1,089	299	1,700 (19)	3,449 (13)	5,149 (16)	274
1987	998	294	1,923 (14)	3,300 (7)	5,223 (8)	345
1988	1,010	308	2,249 (4t)	2,956 (22)	5,205 (14)	424
1989	1,028	327	1,928 (12)	3,499 (10)	5,427 (9)	365
1990	1,006	376	1,417 (24)	4,805 (1)	6,222 (1)	405
1991	1,022	353	1,366 (23)	4,621 (1)	5,987 (2)	386
1992	958	339	1,626 (18)	4,029 (1)	5,655 (3)	352
1993	1,066	330	1,792 (12)	3,866 (3)	5,658 (3)	368
1994	1,036	278	1,682 (12)	2,799 (25)	4,481 (26)	226
1995	1,046	295	1,664 (18)	3,241 (19)	4,905 (23)	348
1996	972	287	1,950 (6)	3,098 (21)	5,048 (18)	345
1997	993	288	2,414 (3)	2,505 (29)	4,919 (18)	333
1998	1,016	308	1,970 (9)	3,291 (15)	5,261 (9)	330
1999	1,011	294	1,811 (13)	3,479 (13t)	5,290 (13)	392
2000	1,036	299	2,084 (7)	3,266 (16)	5,350 (14)	346
2001	1,026	288	1,794 (12)	3,558 (8t)	5,352 (8)	336
2002	1,032	312	1,952 (11)	3,320 (20)	5,272 (17)	367
2003	1,013	310	1,623 (26)	3,878 (5)	5,501 (8)	435
2004	1,053	308	1,871 (14)	3,616 (10)	5,487 (11)	344
2005	1,022	279	1,525 (23)	3,597 (9)	5,122 (17)	299
2006	945	261	2,214 (5)	2,596 (30)	4,810 (27)	324
2007	1,037	306	2,109 (5)	2,878 (27)	4,987 (21)	301
2008	973	268	2,199 (7)	2,819 (27)	5,018 (21)	375
2009	990	288	2,592 (2)	3,031 (23)	5,623 (12)	354
2010	907	252	1,727 (17)	3,107 (25)	4,834 (27)	356
2011	984	281	1,438 (31)	3,923 (12)	5,361 (17)	325
2012	957	260	1,687 (21)	3,323 (22)	5,010 (26)	330
2013	1,032	311	1,894 (14)	3,496 (21)	5,390 (22)	362
2014	919	258	1,447 (26)	3,412 (22)	4,859 (29)	254
2015	976	298	1,485 (25)	3,503 (25t)	4,988 (30)	299
2016	1,008	322	2,187 (3)	3,541 (25)	5,728 (11)	381
2017	974	290	1,833 (15)	3,191 (23)	5,024 (23)	334



## ALL-TIME DEFENSIVE YARDS AND RANKINGS

Year	Total Plays	First Downs	Rush Yards (Rank)	Net Pass Yards (Rank)	Total Yards (Rank)	Total Points
1960	995	282	1,027 (2)	3,874 (8)	4,901 (6)	285
1961	899	235	1,634 (6)	2,391 (2)	4,025 (2)	242
1962	880	217	1,569 (3)	2,561 (2)	4,130 (2)	270
1963	873	256	1,710 (7)	2,606 (3)	4,316 (6)	372
1964	896	267	1,961 (7)	3,280 (6)	5,241 (8)	355
1965	946	271	2,683 (8)	2,470 (2)	5,153 (8)	429
1966	881	244	1,833 (7)	3,162 (8)	4,995 (9)	396
1967	910	233	1,637 (7)	2,418 (3)	4,055 (4)	199
1968	854	198	1,704 (4)	1,671 (1)	3,375 (1)	248
1969	833	183	1,556 (5)	2,217 (2)	3,773 (2)	279
1970	840	227	1,793 (17)	2,605 (24)	4,398 (25)	352
1971	880	237	1,723 (11)	2,072 (10)	3,795 (9)	330
1972	894	263	2,591 (25)	2,143 (11)	4,734 (23)	380
1973	929	274	2,410 (23)	2,237 (20)	4,647 (24)	447
1974	919	268	2,050 (19)	2,375 (20)	4,425 (22)	282
1975	952	264	1,680 (3)	2,457 (17)	4,137 (11)	226
1976	935	226	2,072 (16)	1,915 (8)	3,987 (10)	273
1977	933	247	1,815 (10)	2,142 (20)	3,957 (14)	230
1978	1,021	292	2,072 (9)	2,842 (24)	4,914 (17t)	298
1979	1,038	304	2,225 (17)	2,765 (14)	4,990 (13)	331
1980	932	259	1,811 (8)	2,801 (4)	4,612 (5)	251
1981	1,084	325	2,411 (24)	3,315 (17)	5,726 (24)	355
1982	613	187	1,225 (23)	2,213 (25)	3,438 (28)	245
1983	1,031	332	2,787 (28)	2,845 (4)	5,632 (22)	460
1984	1,075	345	2,789 (28)	3,179 (11)	5,968 (27)	437
1985	1,091	356	2,814 (28)	3,341 (18)	6,155 (27)	412
1986	1,054	285	2,035 (20)	2,999 (8)	5,034 (13)	329
1987	976	287	1,848 (17)	3,145 (17)	4,993 (17)	349
1988	985	304	1,592 (4)	3,266 (13)	4,858 (8)	365
1989	940	314	1,669 (9)	3,542 (17)	5,211 (13)	412
1990	890	279	1,575 (8)	3,060 (14)	4,635 (11)	307
1991	984	280	1,540 (6)	3,208 (14)	4,748 (9)	251
1992	907	254	1,634 (9)	2,577 (3)	4,211 (3)	258
1993	1,003	289	1,273 (1)	3,601 (23)	4,874 (14)	238
1994	971	275	2,120 (28)	2,795 (2)	4,915 (9)	352
1995	983	267	1,526 (8)	3,125 (3)	4,651 (5)	324
1996	956	271	1,385 (2)	3,225 (13)	4,610 (6)	319
1997	992	292	1,573 (4)	3,658 (27)	5,231 (22)	310
1998	955	279	1,610 (9t)	3,511 (20)	5,121 (16)	320
1999	994	300	1,550 (10)	3,695 (25)	5,245 (17)	324
2000	908	215	1,390 (3)	2,423 (1)	3,813 (1)	191
2001	996	300	1,431 (5)	4,084 (31)	5,515 (25)	388
2002	974	297	1,424 (2)	3,540 (25)	4,964 (10)	324
2003	926	275	1,295 (1)	3,606 (30)	4,901 (12)	324
2004	977	318	1,917 (18)	3,807 (26)	5,724 (27)	439
2005	960	294	1,894 (22)	3,216 (17)	5,110 (19)	421
2006	1,062	329	2,313 (30)	3,602 (27)	5,915 (32)	400
2007	978	268	1,478 (5)	3,187 (10)	4,665 (5)	297
2008	1,022	276	1,502 (6)	3,196 (9)	4,698 (7)	234
2009	1,038	323	1,711 (10t)	4,139 (31)	5,850 (28)	402
2010	1,139	356	1,851 (20)	4,032 (29)	5,883 (26)	339
2011	1,080	324	2,053 (24)	3,629 (14)	5,682 (T-18)	317
2012	1,086	358	2,035 (24)	3,964 (26)	5,999 (27)	471
2013	1,027	329	1,795 (20)	3,612 (11)	5,407 (14)	381
2014	1,099	357	2,195 (31)	3,773 (15)	5,968 (27)	438
2015	1,003	317	1,797 (18)	3,678 (7)	5,475 (12)	423
2016	1,031	324	1,413 (2)	4,307 (30)	5,720 (20)	378
2017	1,046	323	1,420 (4)	3,828 (25)	5,248 (13)	356